

EASTOPS

道具防盗报警器

SK-06

产品配件清单

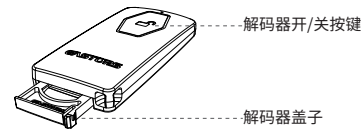


① 解码器 ② 解码器主体 ③ 解码器盖子

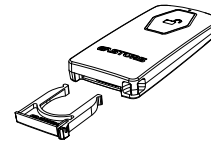


④ 解码器内部配件 ⑤ 解码器主板 ⑥ 解码器电池

安装说明



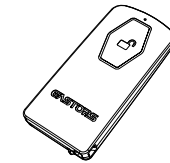
安装说明



解码器盖子与主体分离。



解码器盖子与主体连接。



解码器与防盗器连接。

注意事项

1. 报警器通电后听到“滴”声进入工作状态;
2. 进入检测报警状态后当连接线被拔掉,或任一触点松开都会闪烁红灯并发出“滴、滴、滴.....”的报警声音;
3. SK-06是一款新型防盗报警器,当报警器处于报警状态时,连续滴两次后,按下SK-06按钮去除报警声音,然后进入正常防盗窃状态。
4. 示意图只做参考,请以实物为准,详细安装教程请看安装视频。

RF工作频率
产品的工作频率范围: 2.4G
工作电压: 3V
输出: 10uA --- 20uA
待机时间: 2年

EASTOPS

东峰盛科技有限公司

电话: +86 755 27058017 29091740

传真: +86 755 27058020

网址: <http://www.eastops.com>

制造商名称: 东峰盛科技有限公司

免费电话: 400-756-9898

地址: 深圳市宝安区松岗燕川第三工业区第二小区第三栋
免费电话: 400-756-9898

EASTOPS

Prop Burglar Alarm

SK-06

FCC Statement

This equipment has been tested and found to comply with the limits for a Class B digital device, pursuant to part 15 of the FCC Rules. These limits are designed to provide reasonable protection against harmful interference in a residential installation. This equipment generates, uses and can radiate radio frequency energy and, if not installed and used in accordance with the instructions, may cause harmful interference to radio communications. However, there is no guarantee that interference will not occur in a particular installation. If this equipment does cause harmful interference to radio or television reception, which can be determined by turning the equipment off and on, the user is encouraged to try to correct the interference by one or more of the following measures:

- Reorient or relocate the receiving antenna.
 - Increase the separation between the equipment and receiver.
 - Connect the equipment into an outlet on a circuit different from that to which the receiver is connected.
 - Consult the dealer or an experienced radio/TV technician for help.
- Caution: Any changes or modifications to this device not explicitly approved by manufacturer could void your authority to operate this equipment.

This device complies with part 15 of the FCC Rules. Operation is subject to the following two conditions: (1) This device may not cause harmful interference, and (2) this device must accept any interference received, including interference that may cause undesired operation.

Portable

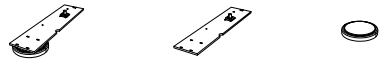
RF Exposure Information

The device has been evaluated to meet general RF exposure requirement. The device can be used in portable exposure condition without restriction.

Product accessories list

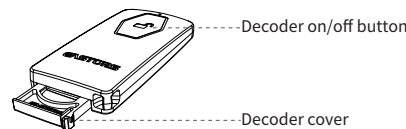


① Decoder ② Decoder body ③ Decoder cover

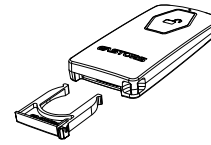


④ Decoder internal accessories ⑤ Decoder motherboard ⑥ Decoder cell

Instructions installation



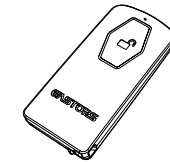
Instructions installation



The decoder cover is separated from the main body.



The decoder cover is connected to the main body.



The decoder is connected to the alarm.

Notice

1. After the alarm is energized, it enters the working state when it hears "DI" sound;
2. When the connection is removed or any contact is loosened, a red light will flash and "D,D,D..." sound will appear after the alarm is detected.
3. SK-06 is a new security decoder. When the alarm is in alarm state, press the sk-06 button to remove the alarm sound after 2 times of continuous dripping, and then enter the normal anti-theft state.
4. The drawing is for reference only, please refer to the product. Please see the installation video for the detailed installation tutorial.

RF Working frequency:
Operating range of the product: 2.4G
Operating voltage: 3V
Output: 10uA --- 20uA
Standby time: 2 years

EASTOPS

D.F.S Technology CO., LTD

Phone Number: +86 755 27058017 29091740

Fax: +86 755 27058020

Website: <http://www.eastops.com>

Manufacturer Name: D.F.S Technology CO., LTD

Address: Building 3, Block 2, 3rd Industrial Zone of Yanchuan, Songgang Town, Shenzhen city, China
Free hotline: 400-756-9898