

DATA SHEET

WIRELESS COMPONENTS

Ceramic Chip Antenna

ANT5320LL45R2400A

2.4 – 2.5 GHz

5320 Series



FEATURES

- Compact size
- Omni-directional radiation
- Tape & reel automatic mounting
- Reflow process compatible
- RoHS compliant

APPLICATIONS

- 2.4 GHz WiFi device
- Bluetooth gadget
- Zigbee device
- ISM band equipment

ORDERING INFORMATION

All part numbers are identified by the series, packing type, material, size, antenna type, working frequency and packing quantity.

PART NUMBER

ANT 5320 L L45 R 2400A
(1) (2) (3) (4) (5) (6)

(1) PRODUCT

ANT = Antenna

(2) SIZE

5320 = 5.3 × 2 mm

(3) ANTENNA TYPE

L,F,A = Chip Antenna

(4) SERIAL NO.

L45

(5) PACKING TYPE

R = Tape and Reel

(6) WORKING FREQUENCY

2400 = 2.4GHz

PHYCOMP CTC

CAN4311753452451K

I2NC

431175345245

SPECIFICATION

Table I

DESCRIPTION	VALUE
Centre Frequency	2.45 GHz
Bandwidth	240 MHz (Typ.)
Return Loss	10 dB min
Polarization	Linear
Azimuth Beamwidth	Omni-directional
Peak Gain	5.22 dBi (Typ.)
Impedance	50Ω
Operating Temperature	-40~105 °C
Maximum Power	1W
Termination	Ni / Sn (Environmentally-Friendly Leadless)
Resistance to Soldering Heats	260°C , 10sec.

NOTE

I. The specification is defined on Yageo evaluation board

DIMENSIONS

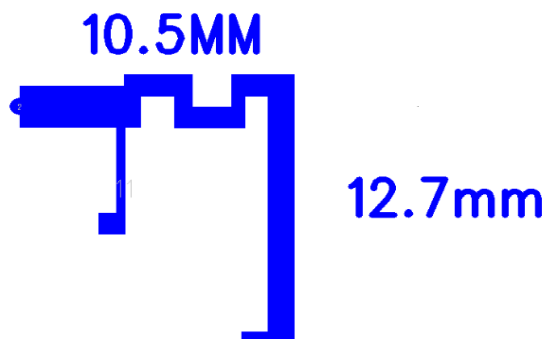
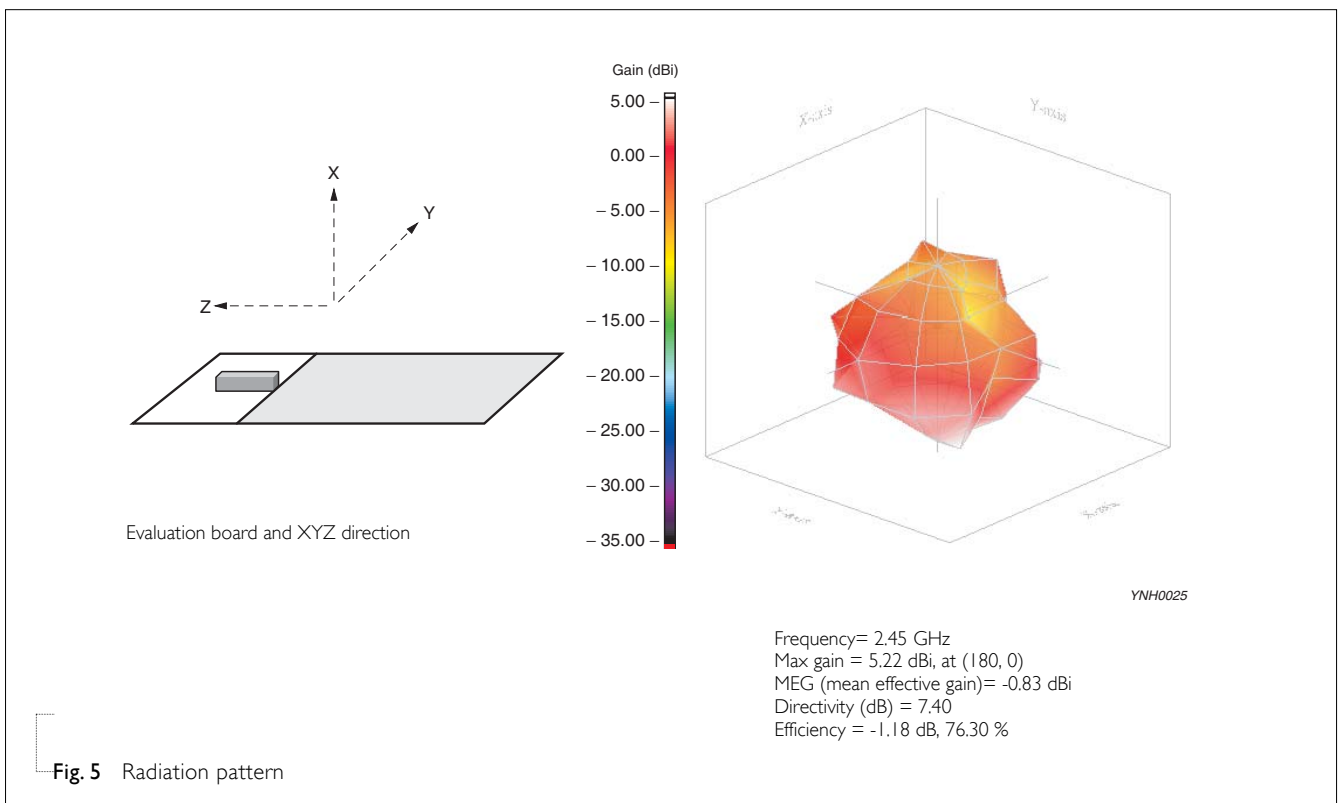
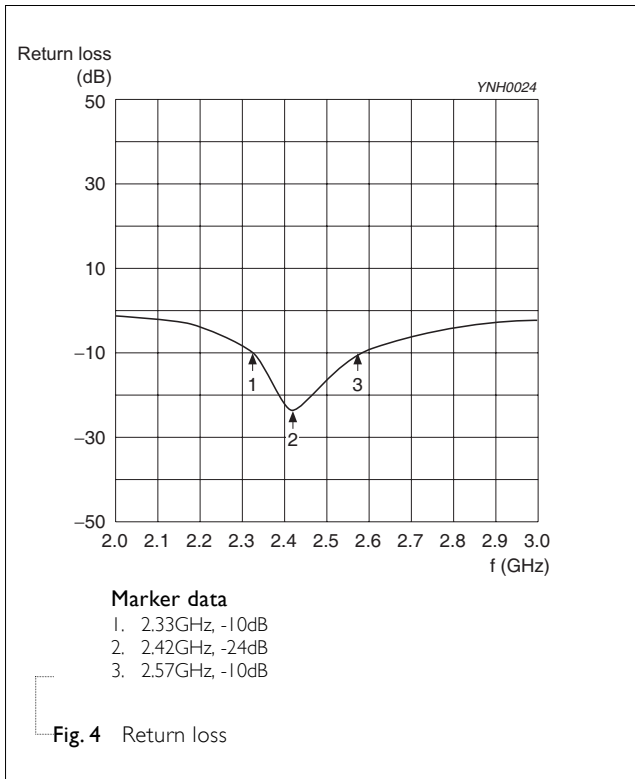


Fig. I Antenna outlines

ELECTRICAL PERFORMANCES



REVISION HISTORY

REVISION	DATE	CHANGE NOTIFICATION	DESCRIPTION
Version 0	Mar. 27, 2013	-	- New datasheet for Ceramic Chip Antenna, 2.4 - 2.5 GHz application, 5320 Series