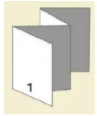


琴风折页
折叠后尺寸：85*140mm



Waste storage and recycling :

This label on the product or package insert or package indicates the lifetime. When bundle, can not be treated as general home waste. Please consult the local government for recycling according to the waste classification.

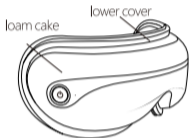
The product is equipped with lithium batteries, so:

- The battery must be removed from the product before abandonment;
- When removing the battery, the product must be turned off and powered off.
- Safe disposal of batteries on site.
- The user cannot replace the battery by himself.



Host to remove the battery step

Use a screwdriver to remove the PCB and remove the PCB;
Remove the battery lead and remove the battery



Improper disposal of waste will cause environmental pollution.

Transport and storage

Ambient temperature: -40°C-50°C
Relative humidity is not more than 80%, no corrosive gas, good ventilation.
Transportation: This product has simple earthquake-proof facilities suitable for air, railway, road and ship transportation;
Transmission, should avoid rain, snow splashing, inversion and collision.
When the storage period is more than three months, it should be opened and electrified for half an hour.

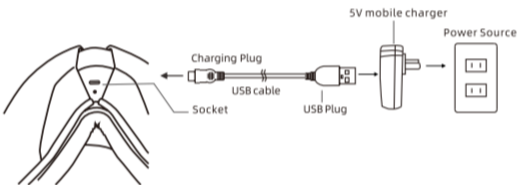
Wear the host

Put the cloth cover at the eyes on the host, adjust the elastic belt to the most comfortable position, and adjust the upper and lower position of the host to the most comfortable position.



Preparation before use

- Before use, please fully charge and charge with a 5V mobile phone charger.
- Insert the small tip of the power cord into the host socket. Insert the large terminal of the power cable into the 5V phone charger and the phone charger into the power socket.
- In charging, the red light is flashing (about 1 time / 2 seconds), and the green light is always on after fully charged.
- When charging, the product can not be started, and the charging will automatically stop working at work.
- Charging time is 2-3 hours, and be disconnected after completion. The use time is about 1.5 hours.



Use considerations

Please read carefully, understand all the contents of the instructions, please follow the instructions, you have eye disease; Symptoms can not be used, has performed eye surgery, glaucoma, cataract, retinal detachment and other heavy; It is prohibited in patients with large eye disease.

- Do not clean the products with water, please clean them with cotton covered with alcohol.
- Do not dismantle the product by yourself. This product has a heating surface, the people who will not be sensitive to heat must pay attention to the use.
- The appliance is not intended to be used by people who are physically weak, slow, or have mental disorders, unless used safely under the guidance or help of persons responsible for their safety, and unattended children and disabilities are prohibited; People use this appliance, and children are prohibited from using the appliance.
- This product is a personal health massage product, can not replace medicine and medical equipment.
- It is forbidden to dismantle, impact, squeeze the internal lithium battery or throw it into the fire. If there is serious swelling, do not follow continue to use.
- The battery is prohibited after immersion.
- With a lithium battery, do not put it in a high temperature environment
- Sensitive skin, facial allergic dermatitis, eyelid parts with plastic materials, under the guidance of the doctor use this product.
- Before use, first take off the worn contact lenses, hair clips, hair accessories, etc.
- Please put the product on the eyes and then boot, so as not to gas overpressure damage.
- Do not use it in high temperature and wet places.
- Avoid intense sunlight exposure and gas corrosion.
- This product will block the line of sight, do not use it when walking or driving.
- Please use the mobile phone charger (5V / 1A) to charge the eye massager.
- Please close your eyes for use.
- After use, the eyes began to be blurred, closed eyes for 1 minute slowly clear.
- Do not use sharp items delimit, stab this product.

Free Warranty Conditions

1. Ability to provide the "Warranty Card", and have handled the warranty procedures;
2. Ability to provide the purchase invoice or the purchase certificate
3. It must be within the warranty period (calculated based on the date of purchase invoice or voucher: no purchase invoice or voucher, calculated based on the factory date on the barcode on the body of the machine)
4. Failure caused nonhuman causes
5. If the valid purchase certificate or warranty card cannot be issued, the warranty will not be granted.

Waste storage and recycling

This product should not be discarded along with the home waste. When you decide to discard the product, follow the local environmental laws and guidelines.

Non-free warranty content (implement charging service)

Damaged due to improper use and improper storage of users. Damage caused by the maintenance of services other than the service outlets designated by our company. Over the three-pack period.

Technical parameter

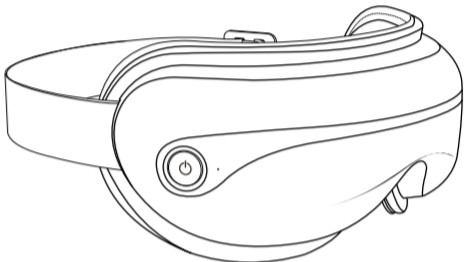
Product name: Eye massager
Product model number: DS-308
Rated voltage: 5V
Rated power: 5W

Container loading list

Host oneself × 1
The USB data line is in × 1
Manual (including warranty card, qualification certificate) × 1

Eye Massage

Operating Instruction



Your eye health guard

(Product pictures are subject to the actual object)

Cleaning and storage

Turn off the power before cleaning and clean the product surface using a dry soft cloth.
Not for a long time, please cover with dust cover (self-provided) to avoid dust.

Note: When cleaning, always cut off the power supply; do not use benzene or thinner to clean the product, otherwise it will fade, structure corrosion and cracking. Do not place the product in the sunlight or high temperature place, so as not to fade the product.

Common problems and treatment methods

Order number	Problems encountered	Probable cause	Processing method
1	There was a "thump", "tap" sound	Air pump inflation and motor during operation. Turn, air valve vent, cloth cover, friction and other normal sound	Tray
2	Automatic shutdown after power on	Lithium battery is low powered	Green charge
3	The power supply cannot be turned on	Lithium battery is low powered	Green charge
4	Touch the button is not sensitive	Lithium battery is low powered	Green charge
5	The pressure strength is too weak	Lithium battery is low powered	Green charge

If there are any abnormalities, please turn off the power and contact your dealer or our company.

Do not remove and repair the products without authorization. The company shall not be responsible for any product damage or personnel injury caused thereby.

Indicator light prompt

- The product works normally, and the blue lights are always on;
- Low power indicates red light slow flash (about 1 time / 2 seconds);
- The red light is flashing (about 1 time / 2 seconds), and the green light is always on after full charge;

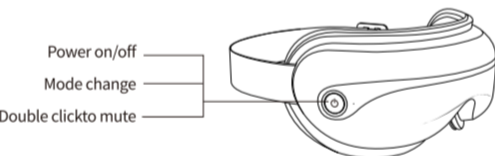
Bluetooth music

Default Bluetooth on (Bluetooth name: eye massager), boot default play built-in music, mobile phone connection. After Bluetooth, automatically switch to the Bluetooth device to play the music. Bluetooth disconnect, automatically restore the built-in music playback.
(After the product audio Bluetooth is connected once, it will automatically connect when the mobile phone Bluetooth is turned on again.)

Product characteristics



Product mix



use procedure

- Boot default
Soft mode: Low pressure + Heat + Music (15 Minutes)
- One-button control mode cycle
(Long press 3 seconds power on / shutdown) Each operation of the mode button, there will be a voice prompt current place, mode, the operation music pause for 2 seconds and broadcast the relevant mode voice prompt, 2 seconds to resume automatic play music, double-click the control key to open the silent mode.
Soft mode: Low pressure + Heat + Music (15 Minutes)
Strong mode: High pressure + Heat + Music (15 Minutes)
Wake mode: Low pressure + Heat + Vibration + Music (15 Minutes)
Relax mode: Low pressure only + Music (15 Minutes)
Sleep mode: Heat + Music (15 Minutes)

Warranty card

Buy health products. We will follow the People's Republic Co-service, Fill in the following contents and send

Customer name		Sex		Age	
Customer telephone					
Purchase model			Shop assistant telephone		
			Date of purchase		
			Shop assistant name		

Fault description

Maintenance record

Date of stay	Fault content and handling affection	Prospective repair unit	Reactor signature

Note: This warranty card is used after you purchase this product for after-sales service. Please keep it properly. Please show this warranty card and the purchase certificate for maintenance.

CERTIFICATE

NAME

MODEL

QC

DATE

This product conforms to the standard by inspection

FCC Warning:

This equipment has been tested and found to comply with the limits for a Class B digital device, pursuant to part 15 of the FCC Rules. These limits are designed to provide reasonable protection against harmful interference in a residential installation. This equipment generates, uses and can radiate radio frequency energy and, if not installed and used in accordance with the instructions, may cause harmful interference to radio communications. However, there is no guarantee that interference will not occur in a particular installation. If this equipment does cause harmful interference to radio or television reception, which can be determined by turning the equipment off and on, the user is encouraged to try to correct the interference by one or more of the following measures:

- Reorient or relocate the receiving antenna.
- Increase the separation between the equipment and receiver.
- Connect the equipment into an outlet on a circuit different from that to which the receiver is connected.
- Consult the dealer or an experienced radio/TV technician for help.

Caution: Any changes or modifications to this device not explicitly approved by manufacturer could void your authority to operate this equipment.

This device complies with part 15 of the FCC Rules. Operation is subject to the following two conditions:

(1) This device may not cause harmful interference, and (2) this device must accept any interference received, including interference that may cause undesired operation.

This equipment complies with FCC radiation exposure limits set forth for an uncontrolled environment. This equipment should be installed and operated with minimum distance 0cm between the radiator and your body.