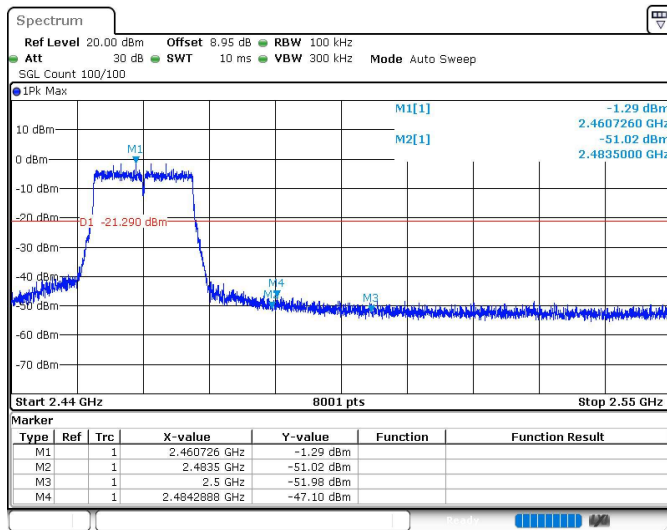
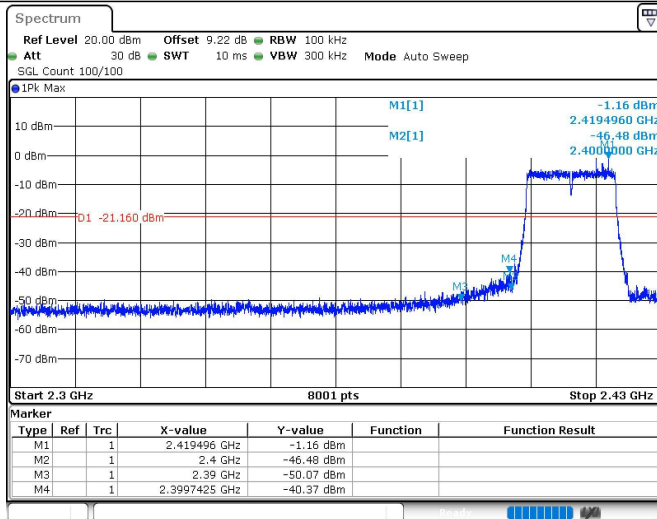


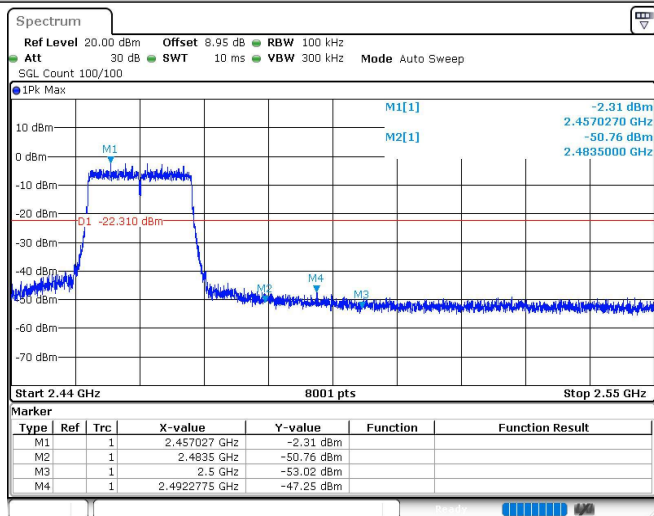
11G_Ant1_High_2462



11N20SISO_Ant1_Low_2412



11N20SISO_Ant1_High_2462



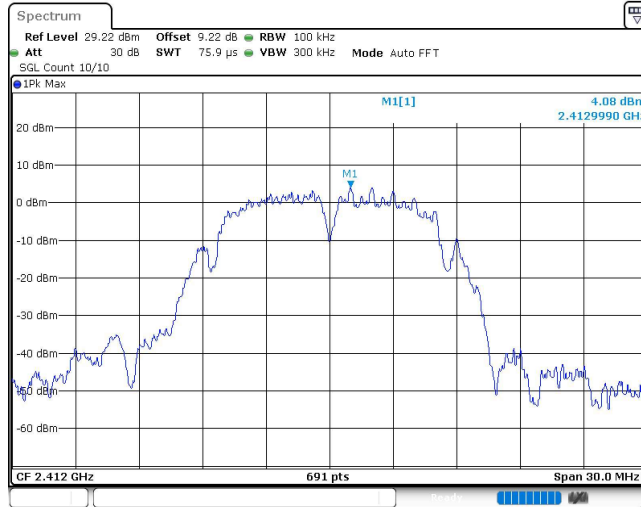
Appendix F: Conducted Spurious Emission

Test Result

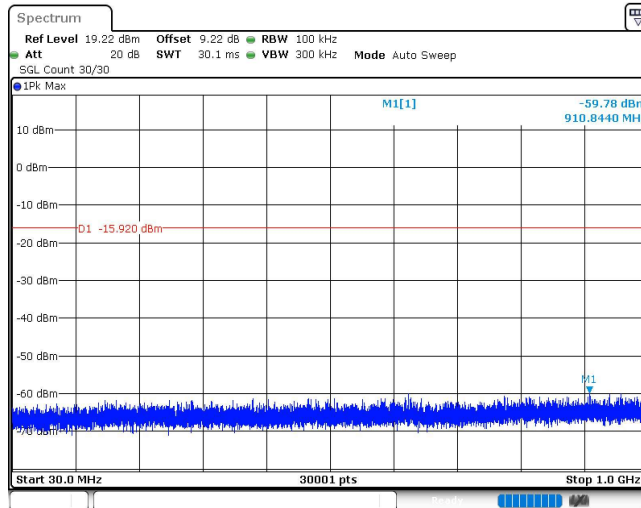
TestMode	Antenna	Channel	FreqRange [Mhz]	RefLevel [dBm]	Result [dBm]	Limit [dBm]	Verdict
11B	Ant1	2412	Reference	4.08	4.08	---	PASS
			30~1000	4.08	-59.78	≤-15.92	PASS
			1000~26500	4.08	-47.71	≤-15.92	PASS
		2437	Reference	4.62	4.62	---	PASS
			30~1000	4.62	-52.83	≤-15.38	PASS
			1000~26500	4.62	-47.68	≤-15.38	PASS
		2462	Reference	3.49	3.49	---	PASS
			30~1000	3.49	-60.13	≤-16.51	PASS
			1000~26500	3.49	-48.24	≤-16.51	PASS
11G	Ant1	2412	Reference	-2.41	-2.41	---	PASS
			30~1000	-2.41	-59.36	≤-22.41	PASS
			1000~26500	-2.41	-48.75	≤-22.41	PASS
		2437	Reference	-2.25	-2.25	---	PASS
			30~1000	-2.25	-60.26	≤-22.25	PASS
			1000~26500	-2.25	-49.37	≤-22.25	PASS
		2462	Reference	-3.57	-3.57	---	PASS
			30~1000	-3.57	-60.68	≤-23.57	PASS
			1000~26500	-3.57	-48.35	≤-23.57	PASS
11N20SISO	Ant1	2412	Reference	-5.17	-5.17	---	PASS
			30~1000	-5.17	-59.57	≤-25.17	PASS
			1000~26500	-5.17	-48.61	≤-25.17	PASS
		2437	Reference	-4.21	-4.21	---	PASS
			30~1000	-4.21	-59.65	≤-24.21	PASS
			1000~26500	-4.21	-49.21	≤-24.21	PASS
		2462	Reference	-4.79	-4.79	---	PASS
			30~1000	-4.79	-60.7	≤-24.79	PASS
			1000~26500	-4.79	-48.84	≤-24.79	PASS

Test Graphs

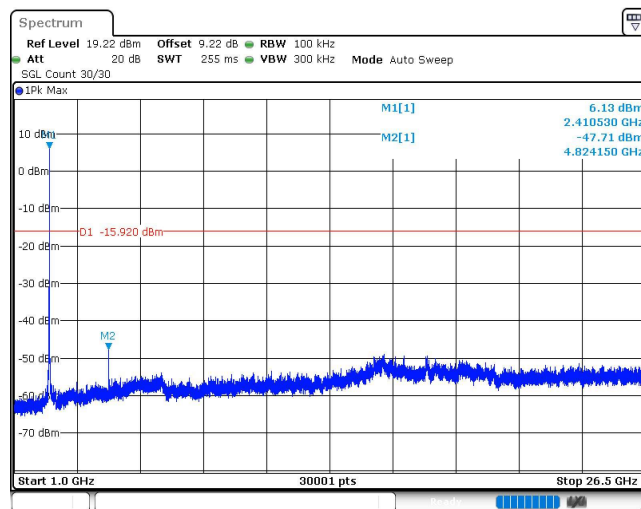
11B_Ant1_2412_0~Reference



11B_Ant1_2412_30~1000



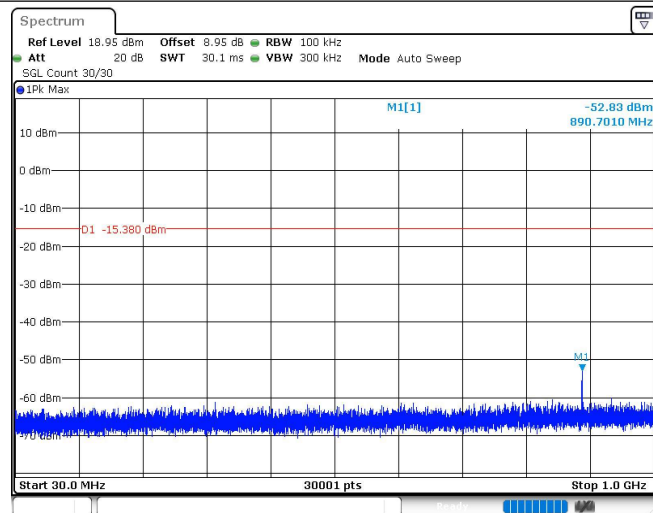
11B_Ant1_2412_1000~26500



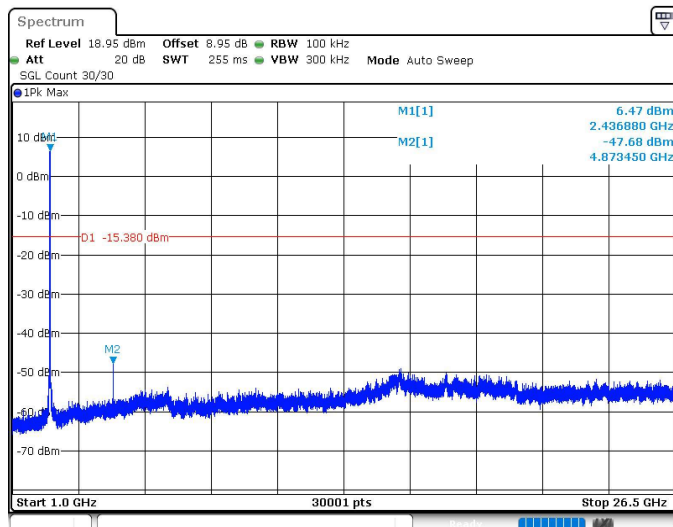
11B_Ant1_2437_0~Reference



11B_Ant1_2437_30~1000



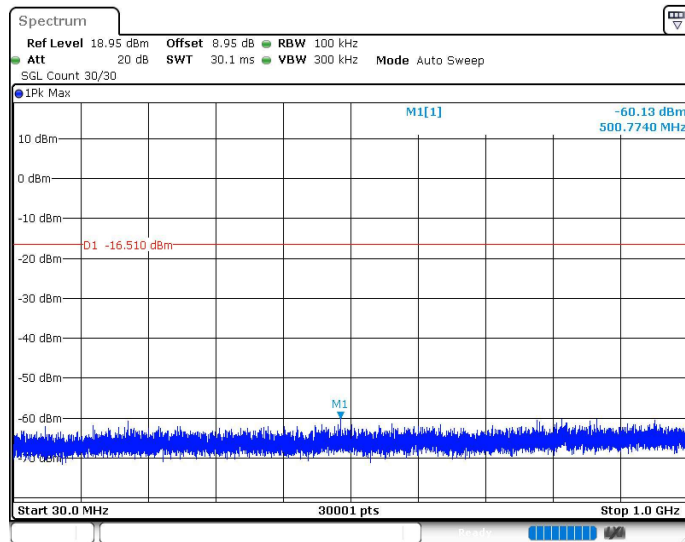
11B_Ant1_2437_1000~26500



11B_Ant1_2462_0~Reference



11B_Ant1_2462_30~1000



11B_Ant1_2462_1000~26500

