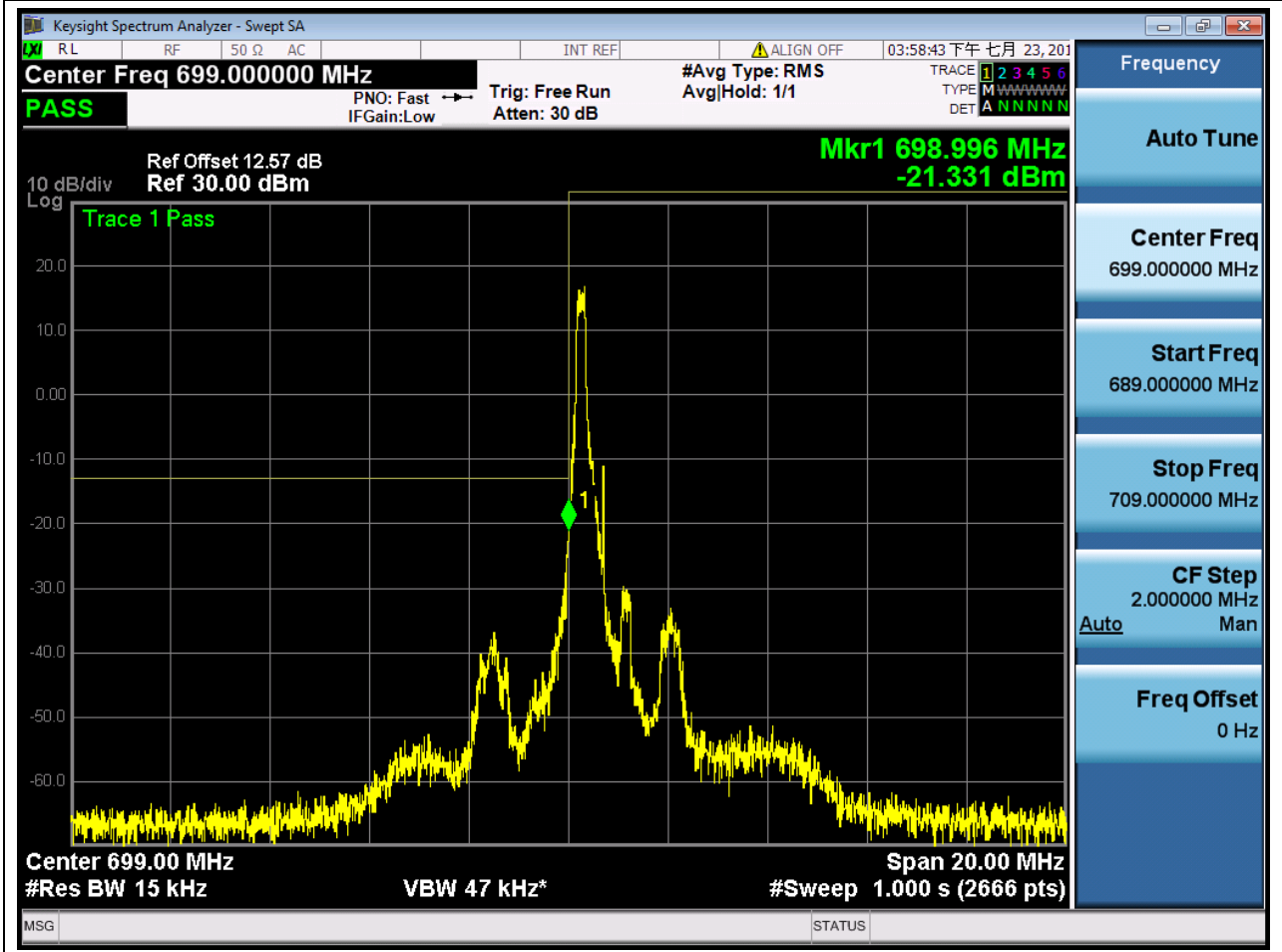


Annex E. LTE Band Edge

1. LTE_Band12

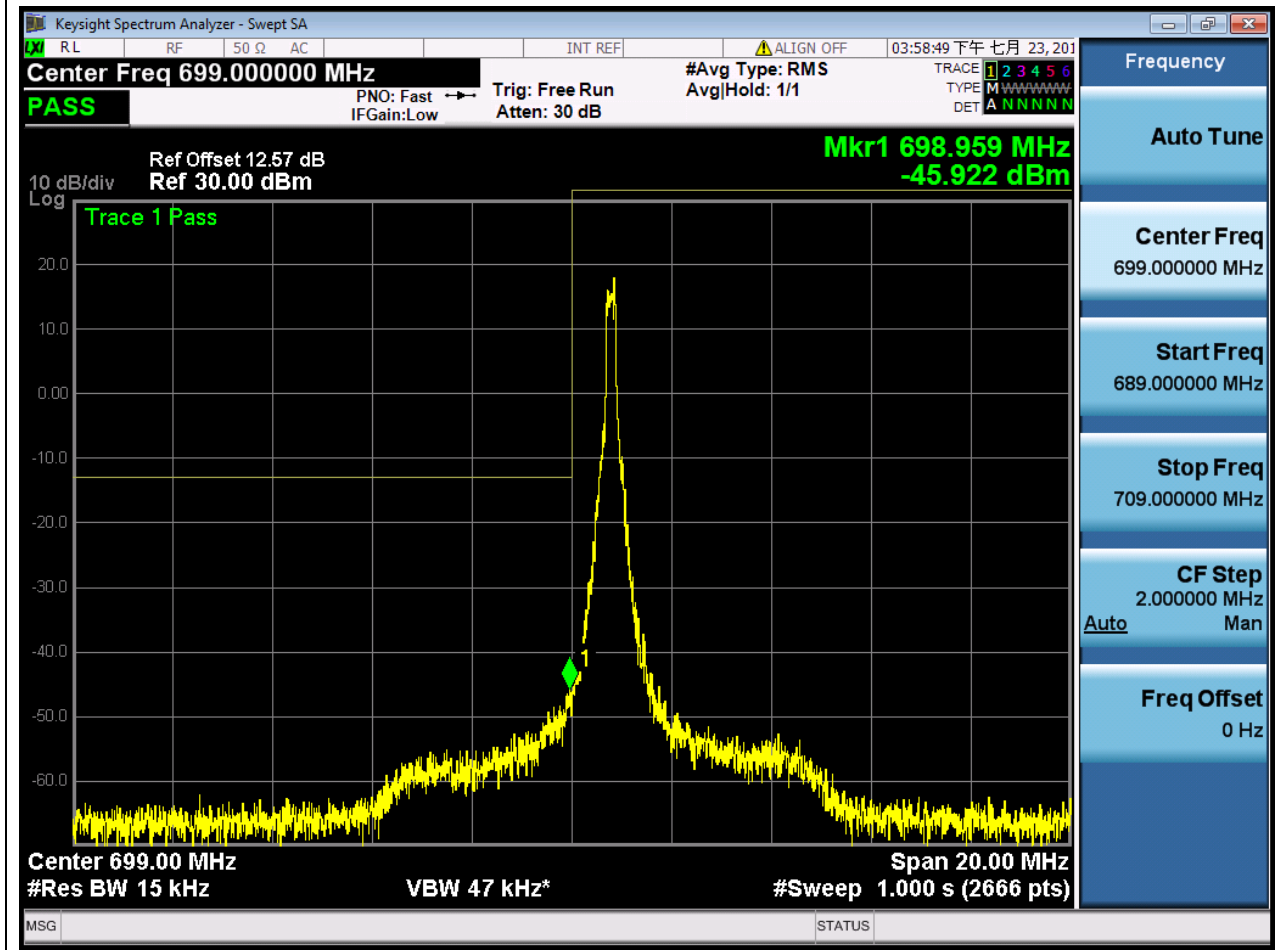
1.1. LTE Band Edge(NTNV)(Subtest:1, Channel:23017, Bandwidth:1.4, Modulation:QPSK, RB Number: 1, RB Position:LOW)

| Center Frequency (MHz) | Span (MHz) | RBW (MHz) | Detector | Frequency (MHz) | Power (dBm) | Verdict | Sweep Point |
|------------------------|------------|-----------|----------|-----------------|-------------|---------|-------------|
| 699 | 20 | 0.015 | RMS | 698.996 | -21.33 | Pass | 2666 |



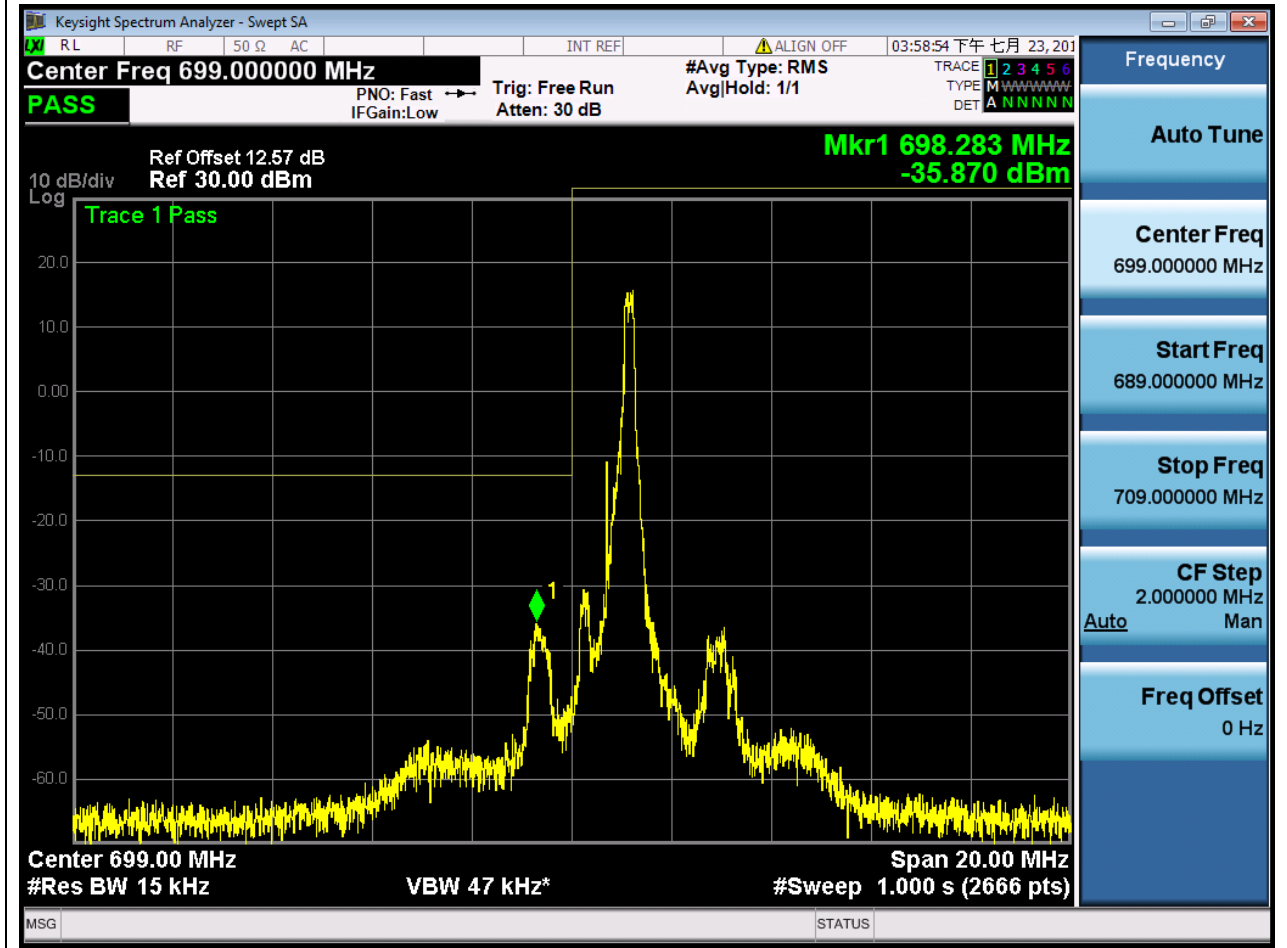
1.2. LTE Band Edge(NTNV)(Subtest:2, Channel:23017, Bandwidth:1.4, Modulation:QPSK, RB Number: 1, RB Position:MID)

| Center Frequency (MHz) | Span (MHz) | RBW (MHz) | Detector | Frequency (MHz) | Power (dBm) | Verdict | Sweep Point |
|------------------------|------------|-----------|----------|-----------------|-------------|---------|-------------|
| 699 | 20 | 0.015 | RMS | 698.959 | -45.92 | Pass | 2666 |



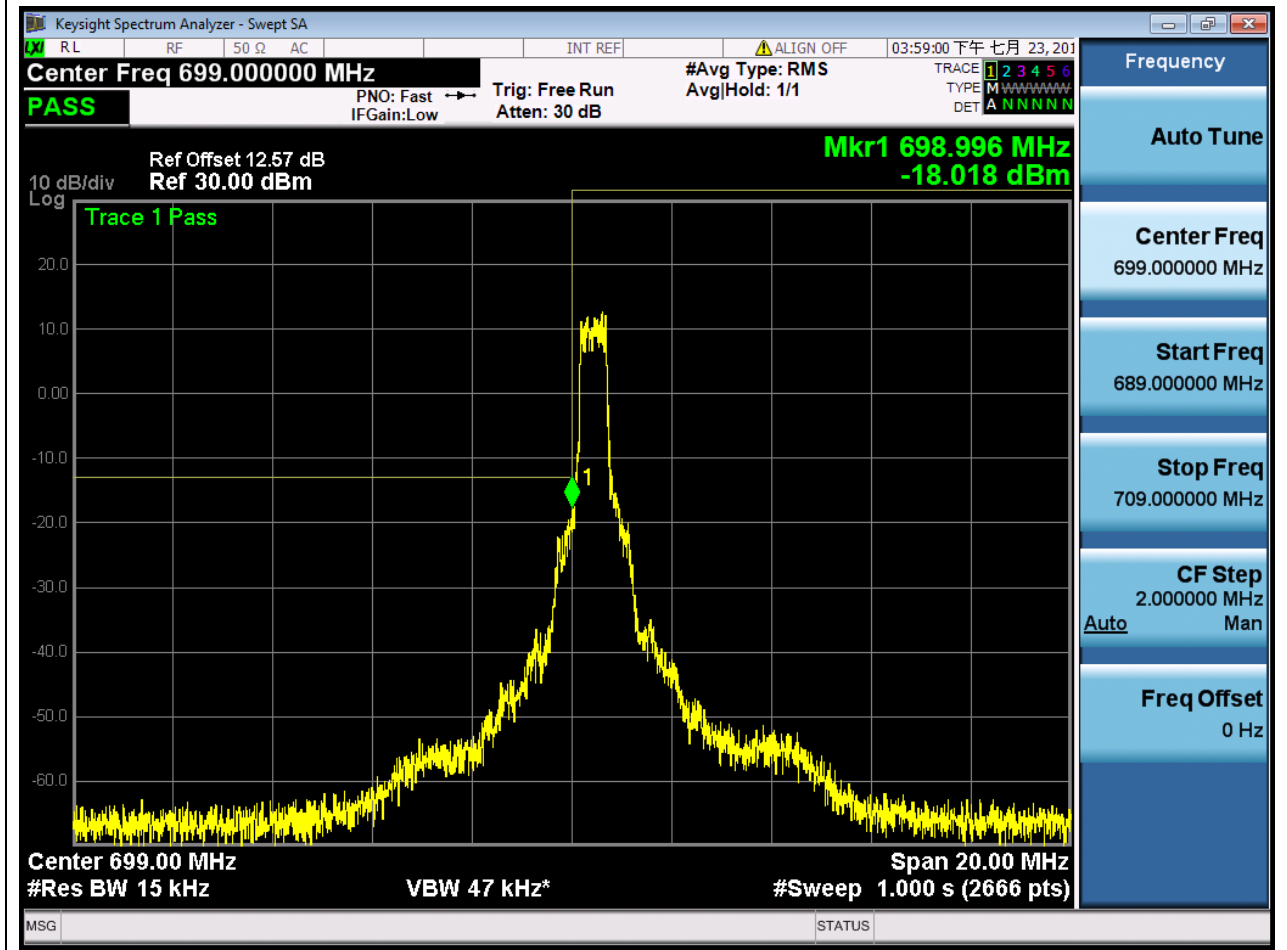
1.3. LTE Band Edge(NTNV)(Subtest:3, Channel:23017, Bandwidth:1.4, Modulation:QPSK, RB Number: 1, RB Position:HIGH)

| Center Frequency (MHz) | Span (MHz) | RBW (MHz) | Detector | Frequency (MHz) | Power (dBm) | Verdict | Sweep Point |
|------------------------|------------|-----------|----------|-----------------|-------------|---------|-------------|
| 699 | 20 | 0.015 | RMS | 698.283 | -35.87 | Pass | 2666 |



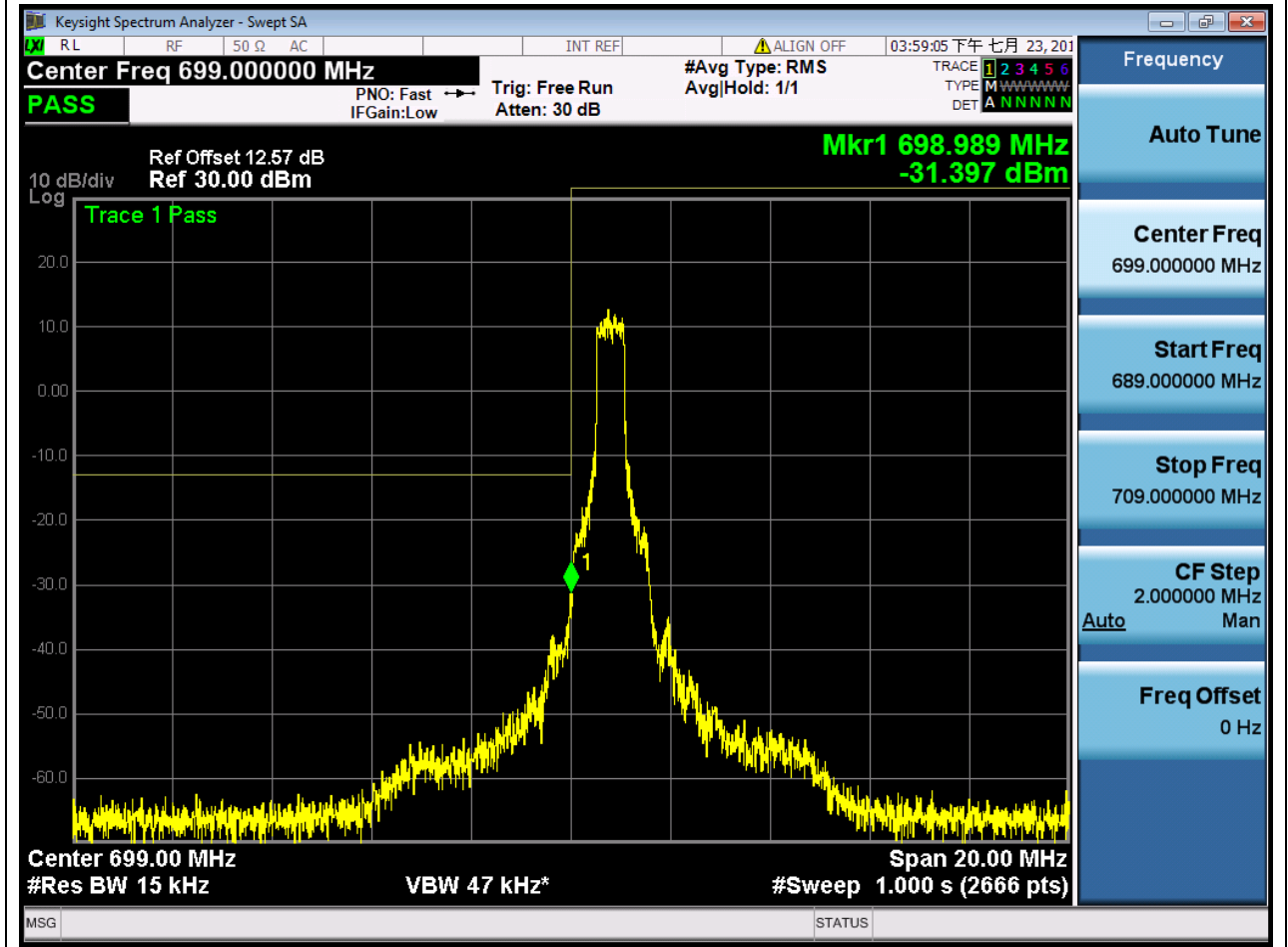
1.4. LTE Band Edge(NTNV)(Subtest:4, Channel:23017, Bandwidth:1.4, Modulation:QPSK, RB Number: 3, RB Position:LOW)

| Center Frequency (MHz) | Span (MHz) | RBW (MHz) | Detector | Frequency (MHz) | Power (dBm) | Verdict | Sweep Point |
|------------------------|------------|-----------|----------|-----------------|-------------|---------|-------------|
| 699 | 20 | 0.015 | RMS | 698.996 | -18.02 | Pass | 2666 |



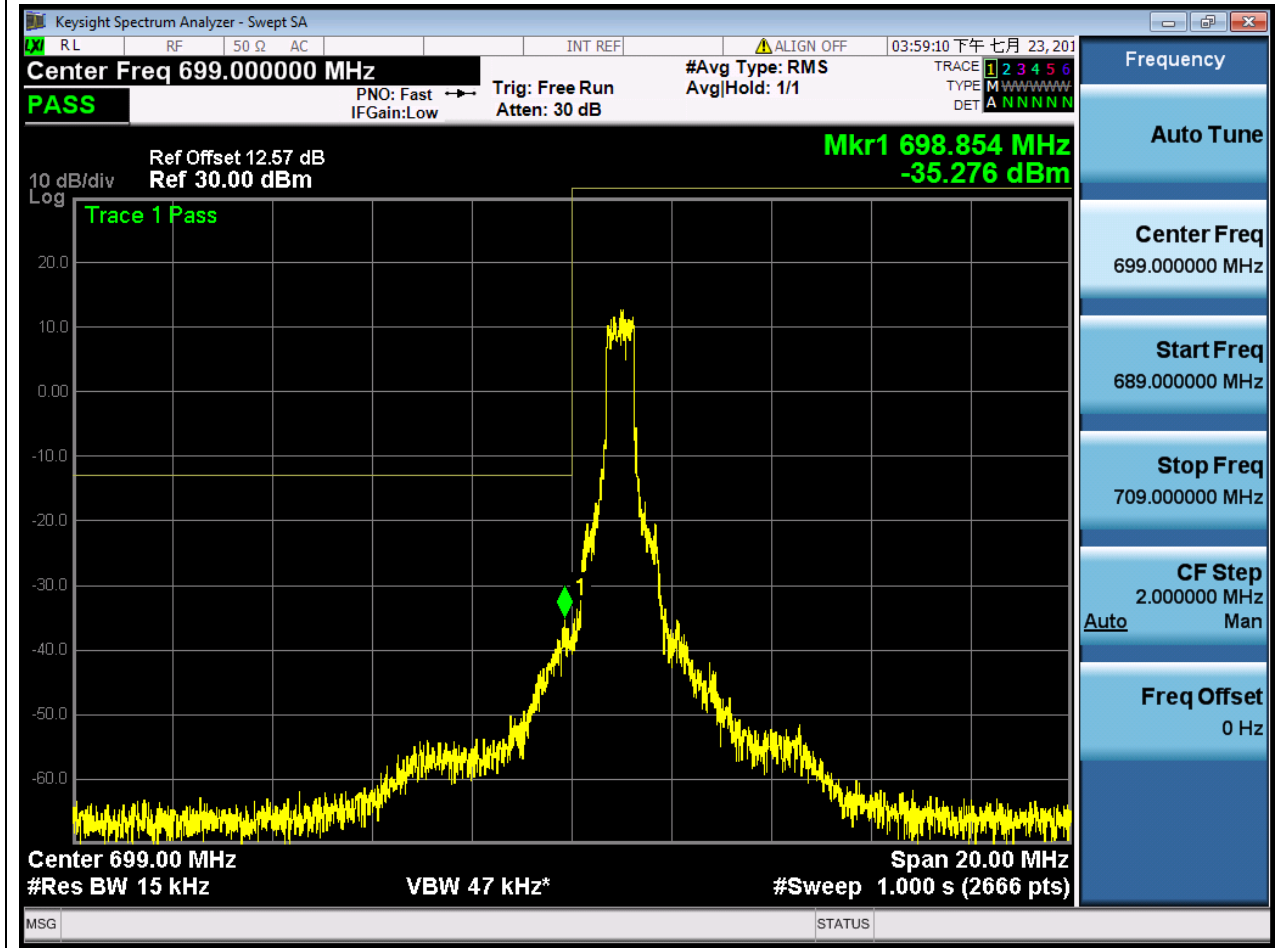
1.5. LTE Band Edge(NTNV)(Subtest:5, Channel:23017, Bandwidth:1.4, Modulation:QPSK, RB Number: 3, RB Position:MID)

| Center Frequency (MHz) | Span (MHz) | RBW (MHz) | Detector | Frequency (MHz) | Power (dBm) | Verdict | Sweep Point |
|------------------------|------------|-----------|----------|-----------------|-------------|---------|-------------|
| 699 | 20 | 0.015 | RMS | 698.989 | -31.4 | Pass | 2666 |



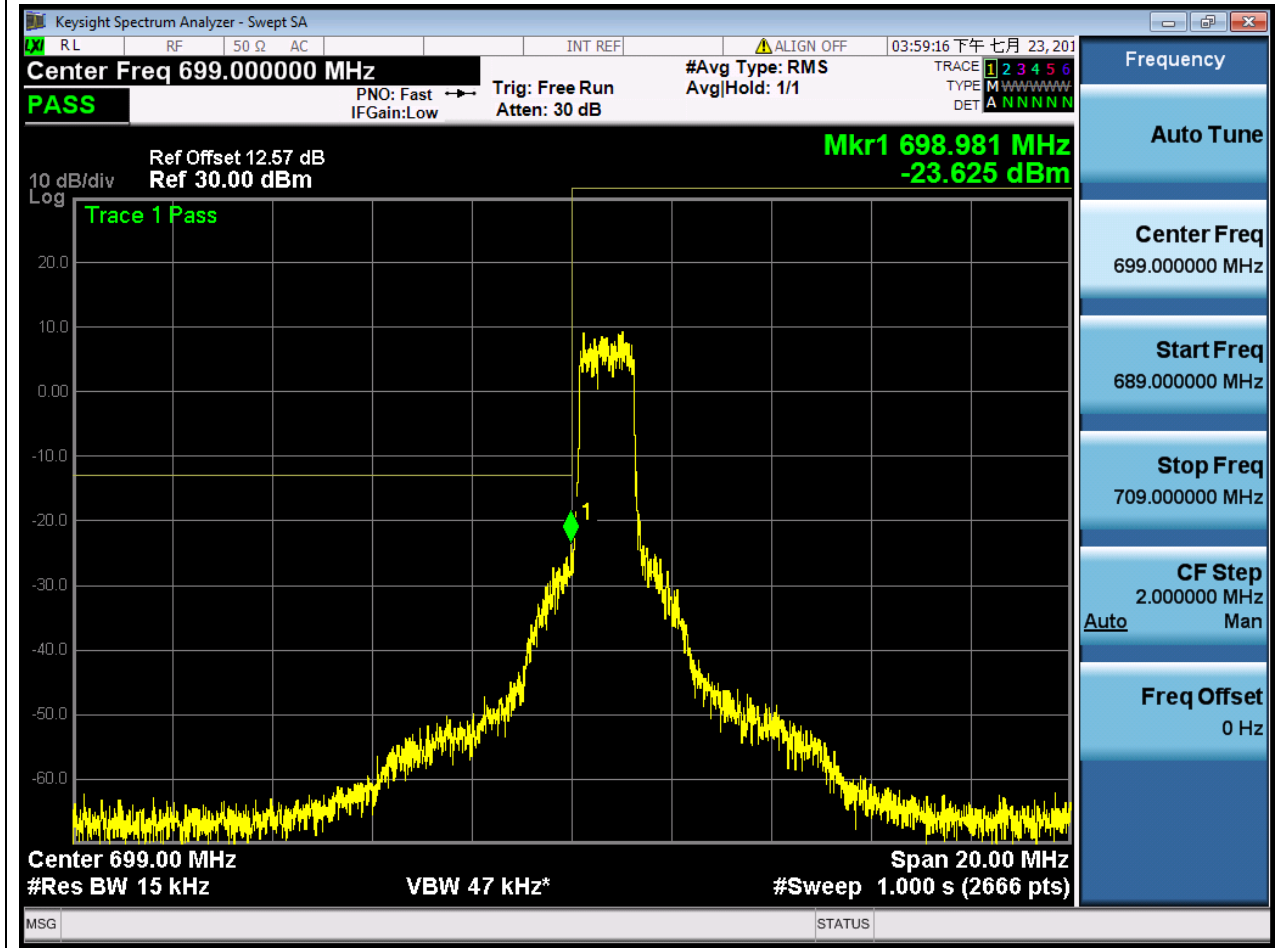
1.6. LTE Band Edge(NTNV)(Subtest:6, Channel:23017, Bandwidth:1.4, Modulation:QPSK, RB Number: 3, RB Position:HIGH)

| Center Frequency (MHz) | Span (MHz) | RBW (MHz) | Detector | Frequency (MHz) | Power (dBm) | Verdict | Sweep Point |
|------------------------|------------|-----------|----------|-----------------|-------------|---------|-------------|
| 699 | 20 | 0.015 | RMS | 698.854 | -35.28 | Pass | 2666 |



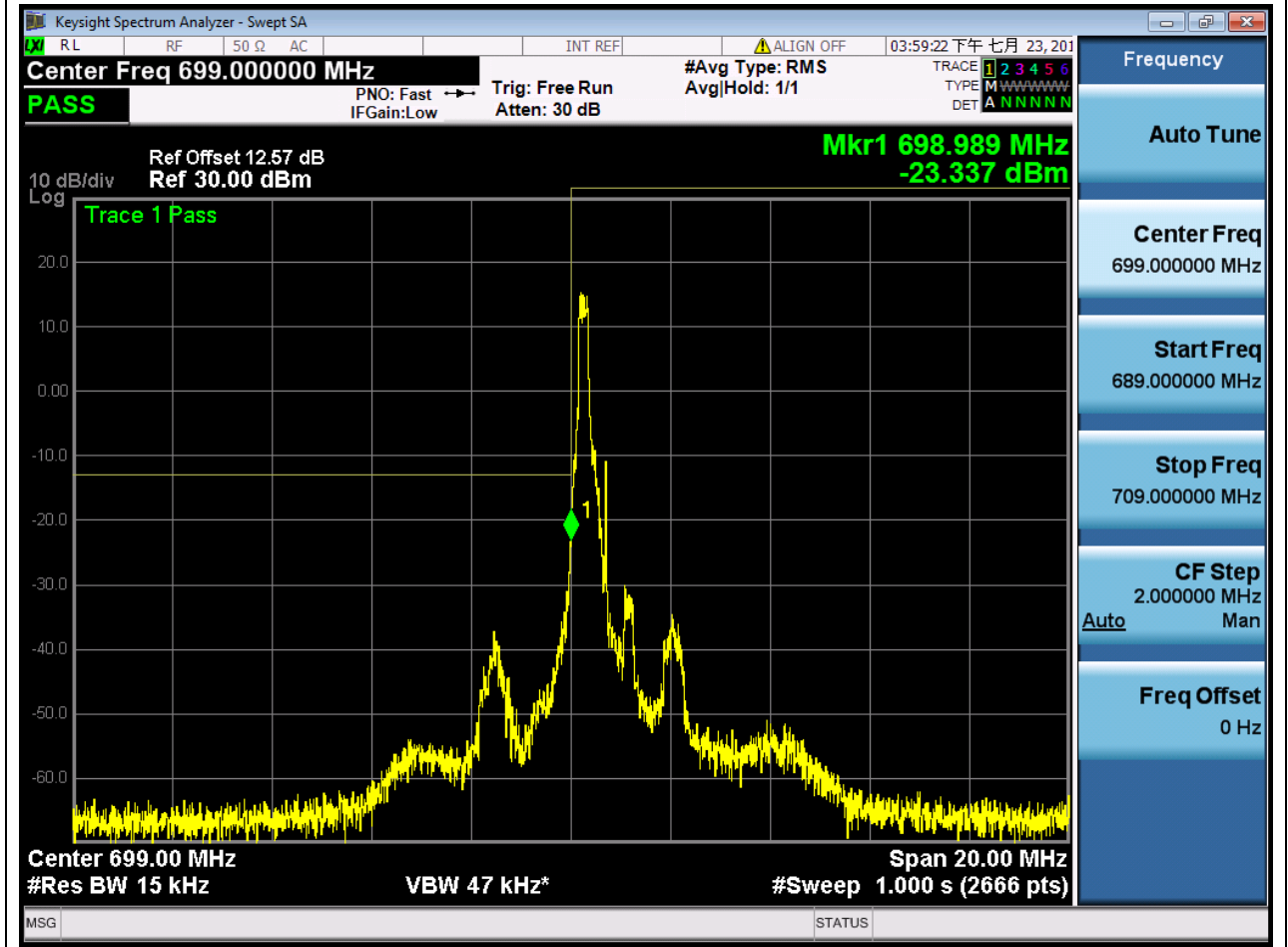
1.7. LTE Band Edge(NTNV)(Subtest:7, Channel:23017, Bandwidth:1.4, Modulation:QPSK, RB Number: 6, RB Position:LOW)

| Center Frequency (MHz) | Span (MHz) | RBW (MHz) | Detector | Frequency (MHz) | Power (dBm) | Verdict | Sweep Point |
|------------------------|------------|-----------|----------|-----------------|-------------|---------|-------------|
| 699 | 20 | 0.015 | RMS | 698.981 | -23.62 | Pass | 2666 |



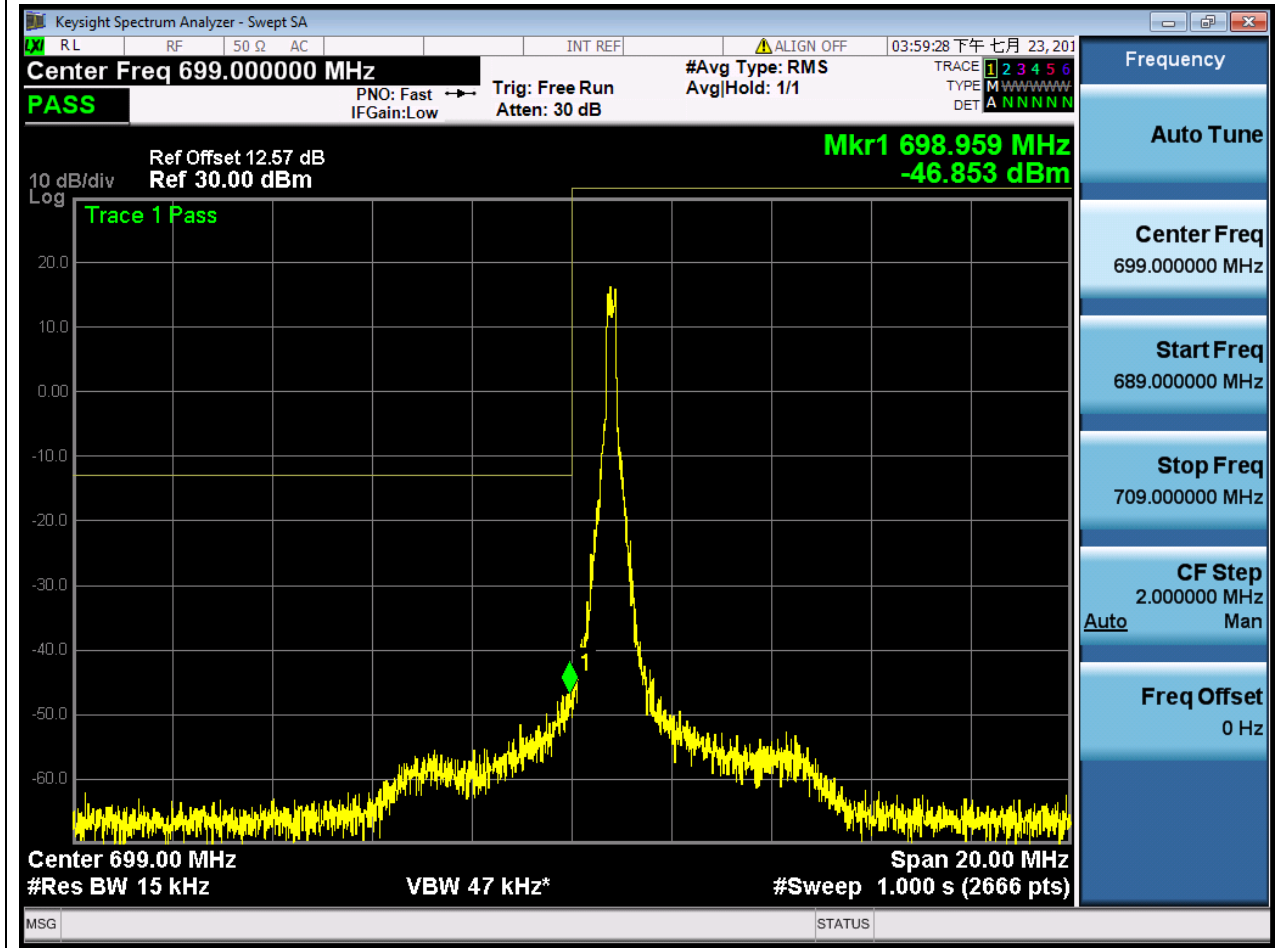
1.8. LTE Band Edge(NTNV)(Subtest:8, Channel:23017, Bandwidth:1.4, Modulation:Q16, RB Number: 1, RB Position:LOW)

| Center Frequency (MHz) | Span (MHz) | RBW (MHz) | Detector | Frequency (MHz) | Power (dBm) | Verdict | Sweep Point |
|------------------------|------------|-----------|----------|-----------------|-------------|---------|-------------|
| 699 | 20 | 0.015 | RMS | 698.989 | -23.34 | Pass | 2666 |



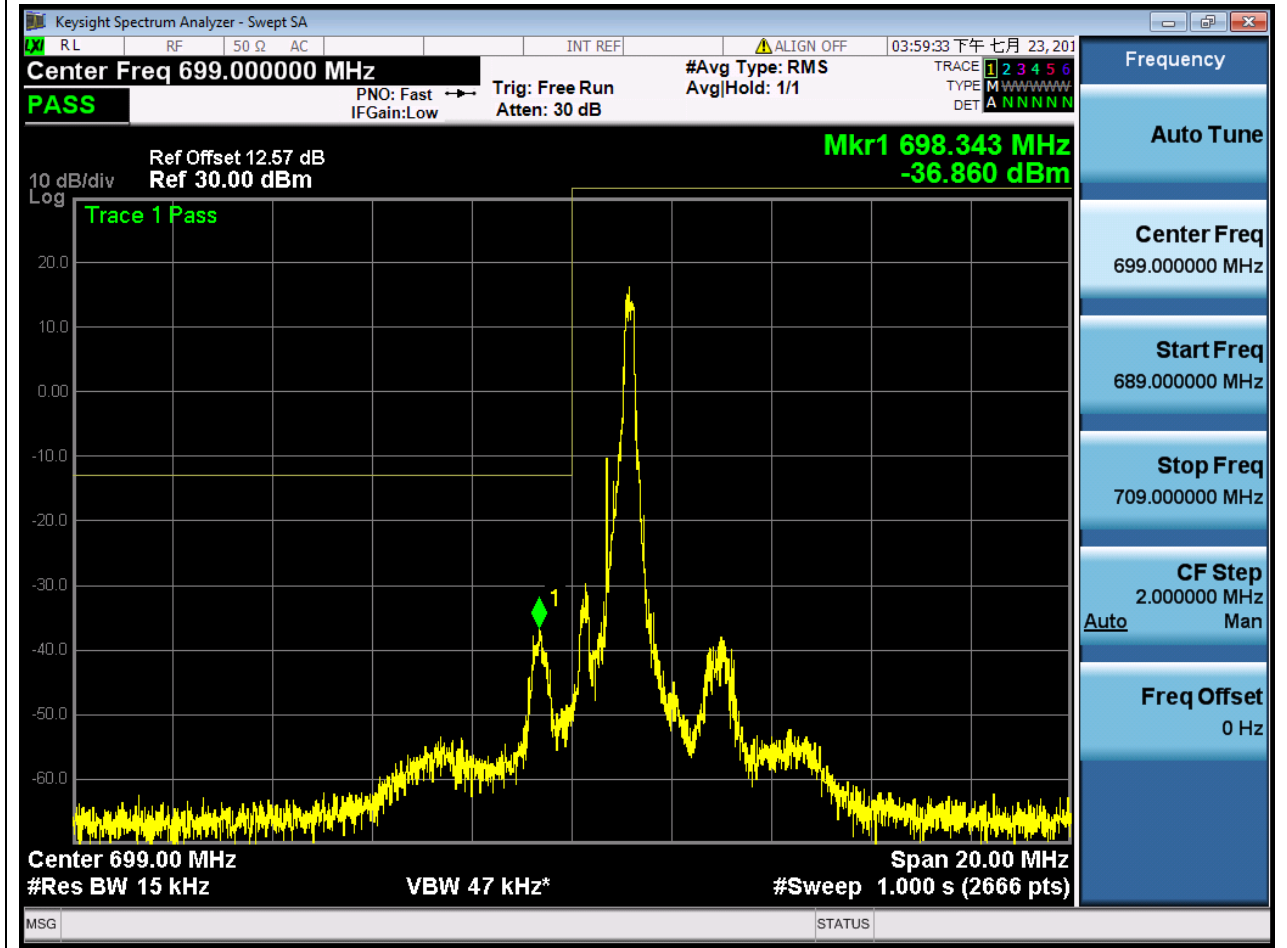
1.9. LTE Band Edge(NTNV)(Subtest:9, Channel:23017, Bandwidth:1.4, Modulation:Q16, RB Number: 1, RB Position:MID)

| Center Frequency (MHz) | Span (MHz) | RBW (MHz) | Detector | Frequency (MHz) | Power (dBm) | Verdict | Sweep Point |
|------------------------|------------|-----------|----------|-----------------|-------------|---------|-------------|
| 699 | 20 | 0.015 | RMS | 698.959 | -46.85 | Pass | 2666 |



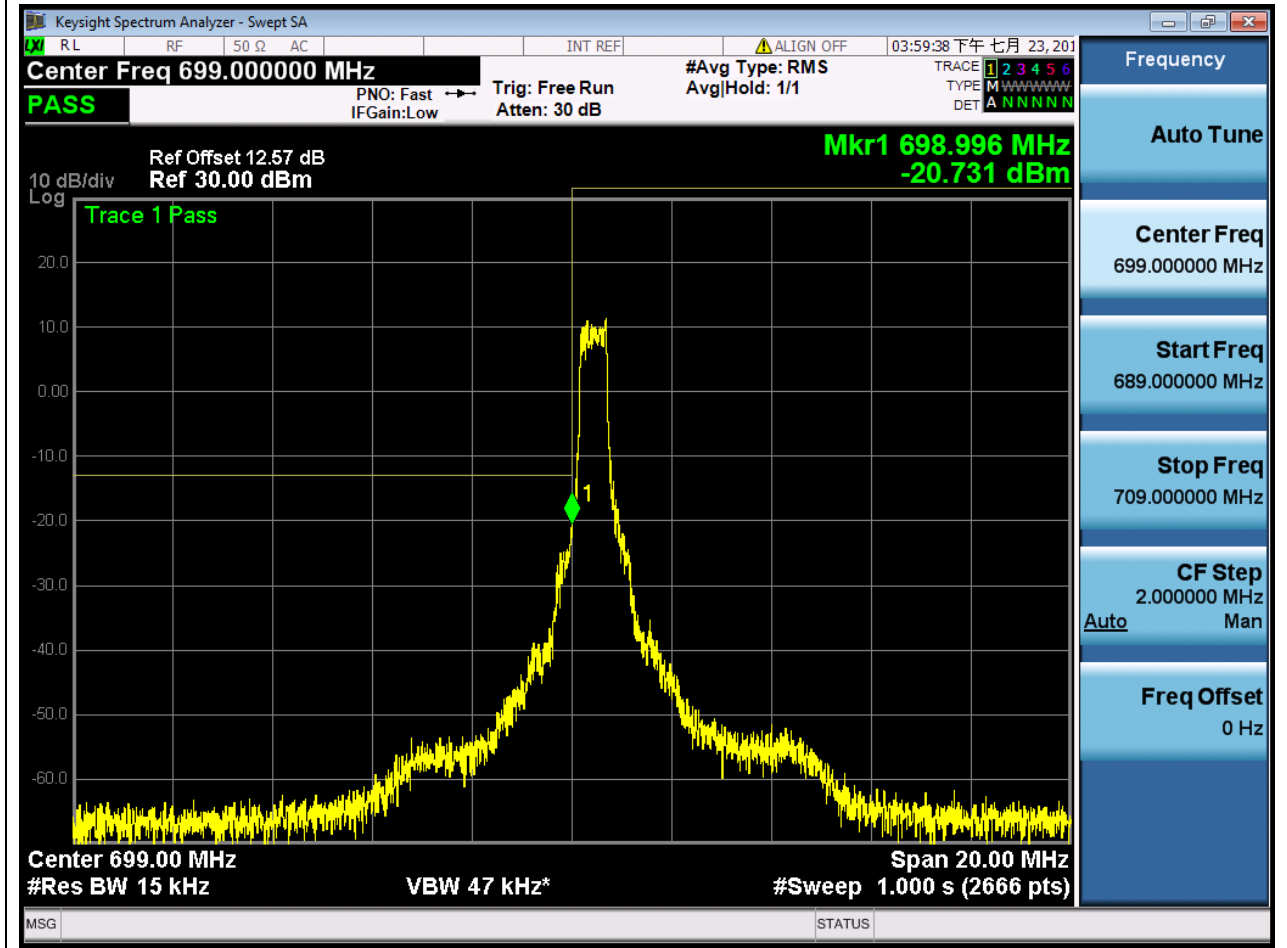
1.10. LTE Band Edge(NTNV)(Subtest:10, Channel:23017, Bandwidth:1.4, Modulation:Q16, RB Number: 1, RB Position:HIGH)

| Center Frequency (MHz) | Span (MHz) | RBW (MHz) | Detector | Frequency (MHz) | Power (dBm) | Verdict | Sweep Point |
|------------------------|------------|-----------|----------|-----------------|-------------|---------|-------------|
| 699 | 20 | 0.015 | RMS | 698.343 | -36.86 | Pass | 2666 |



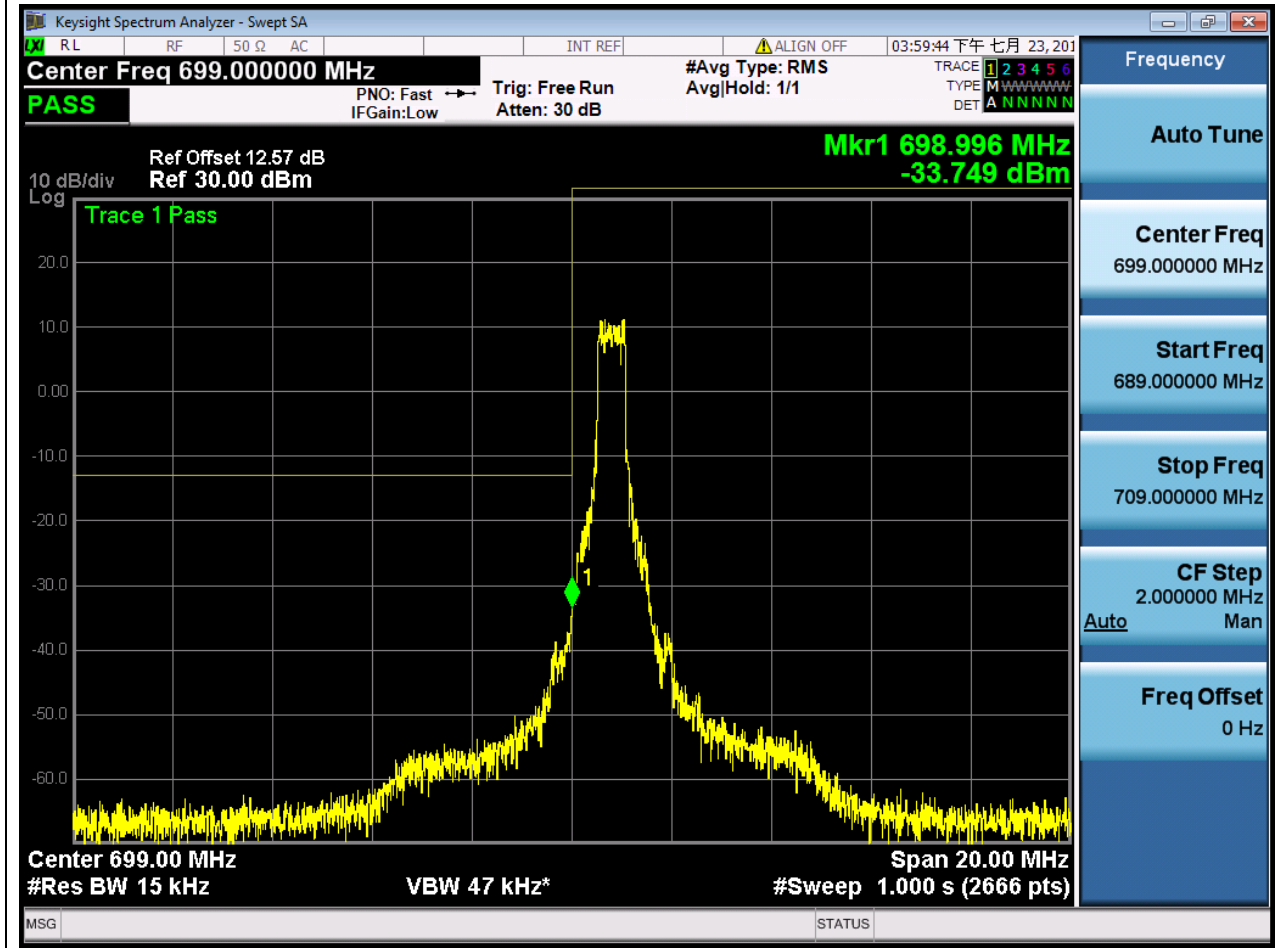
1.11. LTE Band Edge(NTNV)(Subtest:11, Channel:23017, Bandwidth:1.4, Modulation:Q16, RB Number: 3, RB Position:LOW)

| Center Frequency (MHz) | Span (MHz) | RBW (MHz) | Detector | Frequency (MHz) | Power (dBm) | Verdict | Sweep Point |
|------------------------|------------|-----------|----------|-----------------|-------------|---------|-------------|
| 699 | 20 | 0.015 | RMS | 698.996 | -20.73 | Pass | 2666 |



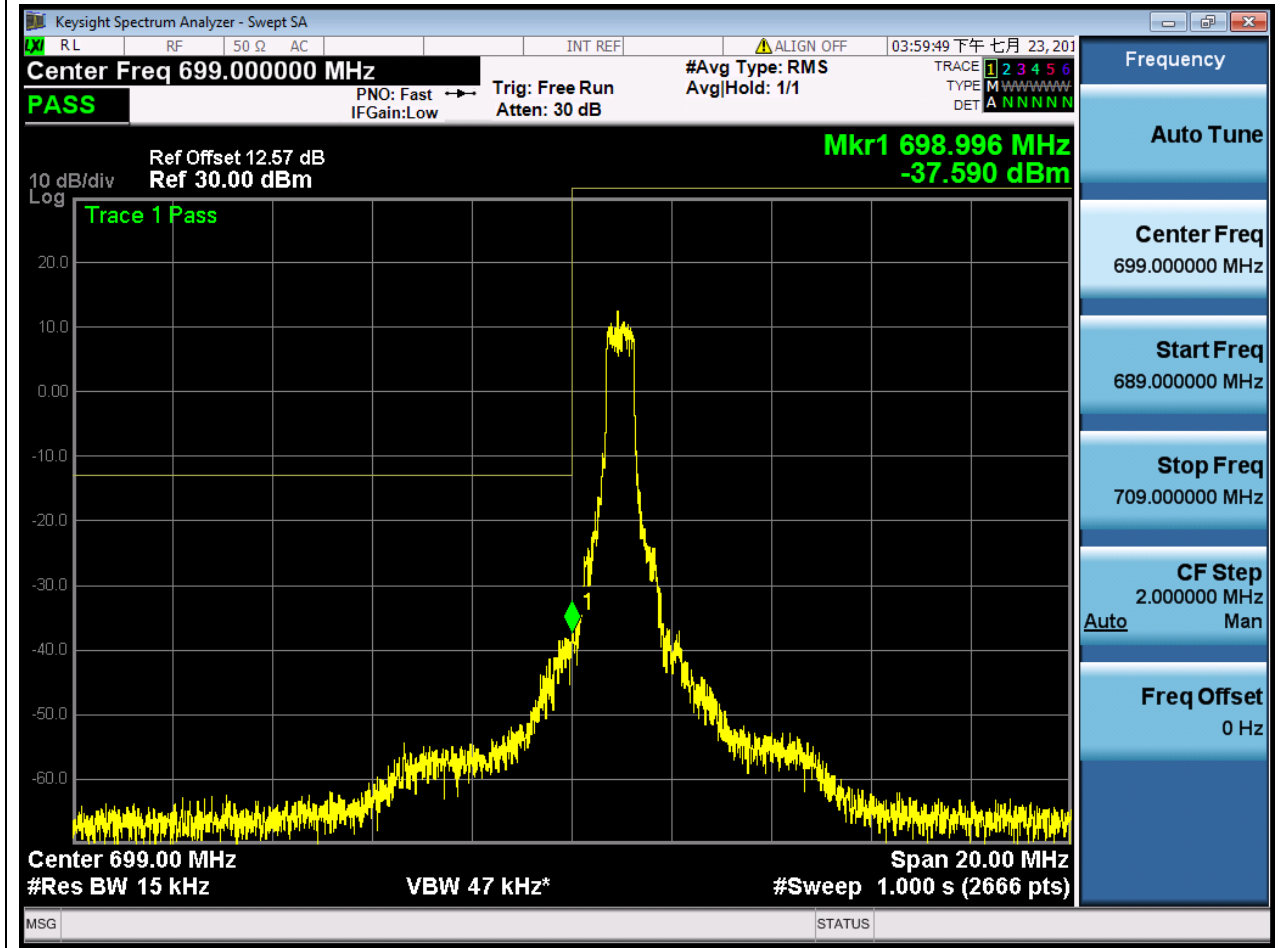
1.12. LTE Band Edge(NTNV)(Subtest:12, Channel:23017, Bandwidth:1.4, Modulation:Q16, RB Number: 3, RB Position:MID)

| Center Frequency (MHz) | Span (MHz) | RBW (MHz) | Detector | Frequency (MHz) | Power (dBm) | Verdict | Sweep Point |
|------------------------|------------|-----------|----------|-----------------|-------------|---------|-------------|
| 699 | 20 | 0.015 | RMS | 698.996 | -33.75 | Pass | 2666 |



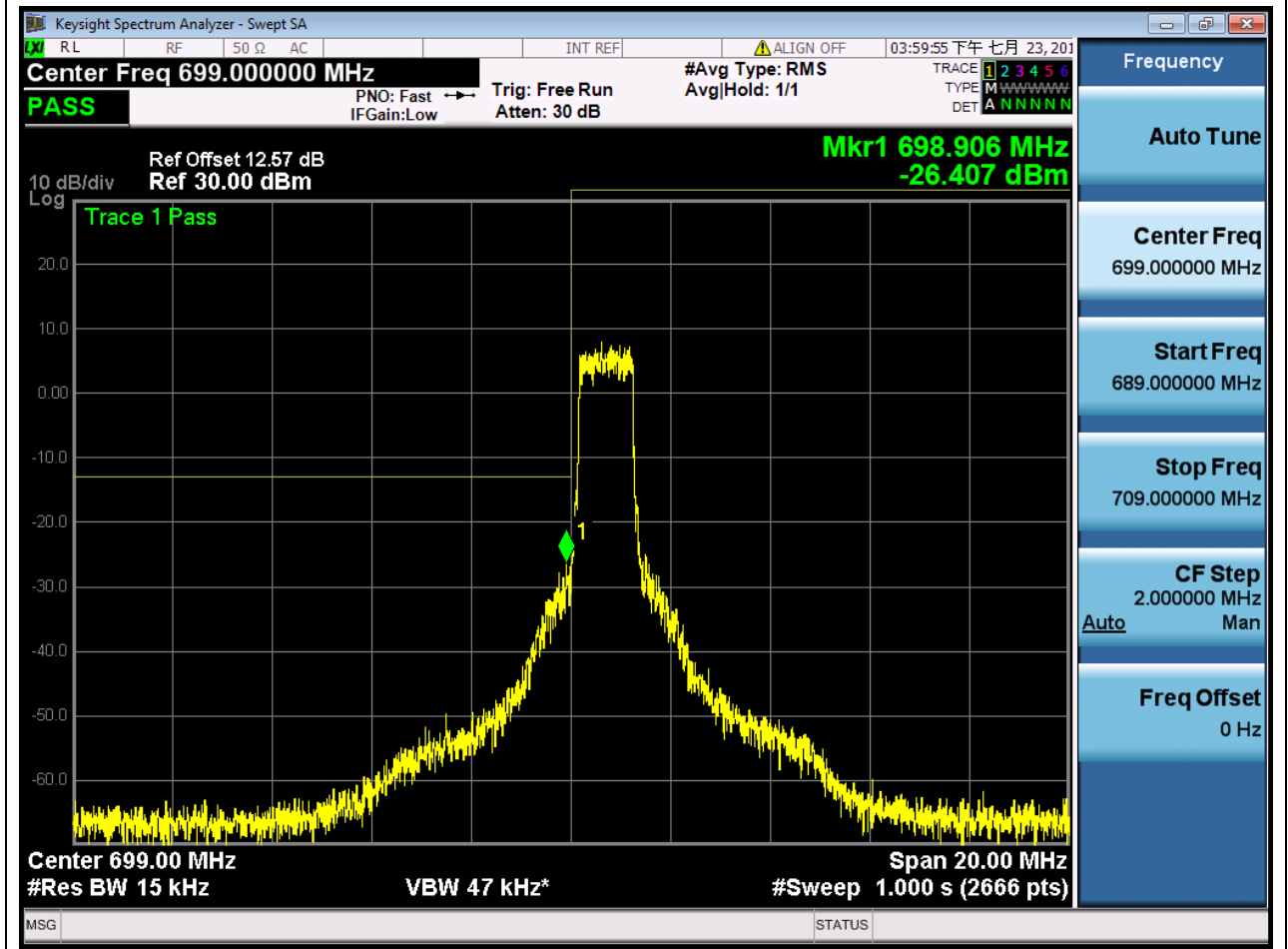
1.13. LTE Band Edge(NTNV)(Subtest:13, Channel:23017, Bandwidth:1.4, Modulation:Q16, RB Number: 3, RB Position:HIGH)

| Center Frequency (MHz) | Span (MHz) | RBW (MHz) | Detector | Frequency (MHz) | Power (dBm) | Verdict | Sweep Point |
|------------------------|------------|-----------|----------|-----------------|-------------|---------|-------------|
| 699 | 20 | 0.015 | RMS | 698.996 | -37.59 | Pass | 2666 |



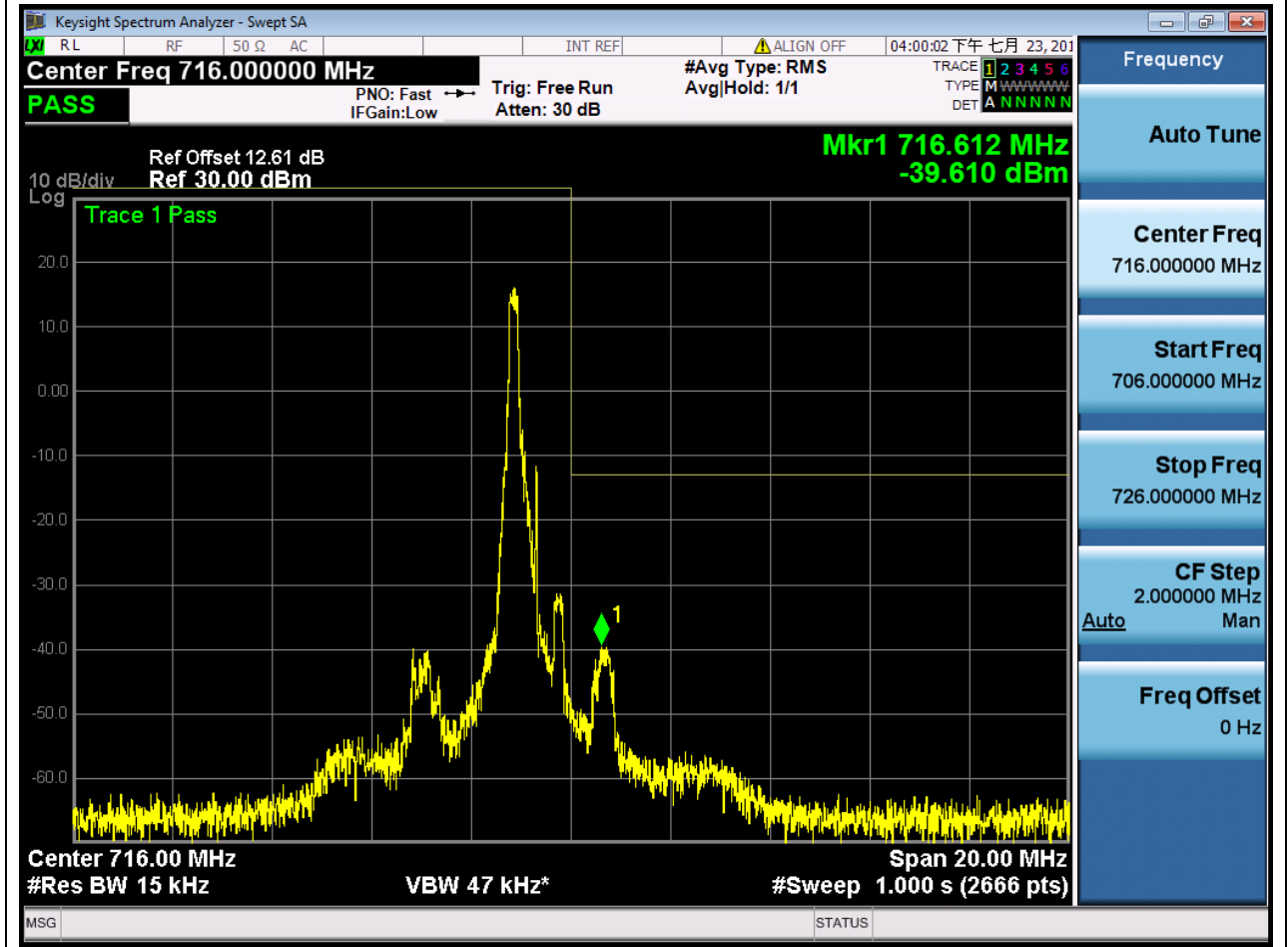
1.14. LTE Band Edge(NTNV)(Subtest:14, Channel:23017, Bandwidth:1.4, Modulation:Q16, RB Number: 6, RB Position:LOW)

| Center Frequency (MHz) | Span (MHz) | RBW (MHz) | Detector | Frequency (MHz) | Power (dBm) | Verdict | Sweep Point |
|------------------------|------------|-----------|----------|-----------------|-------------|---------|-------------|
| 699 | 20 | 0.015 | RMS | 698.906 | -26.41 | Pass | 2666 |



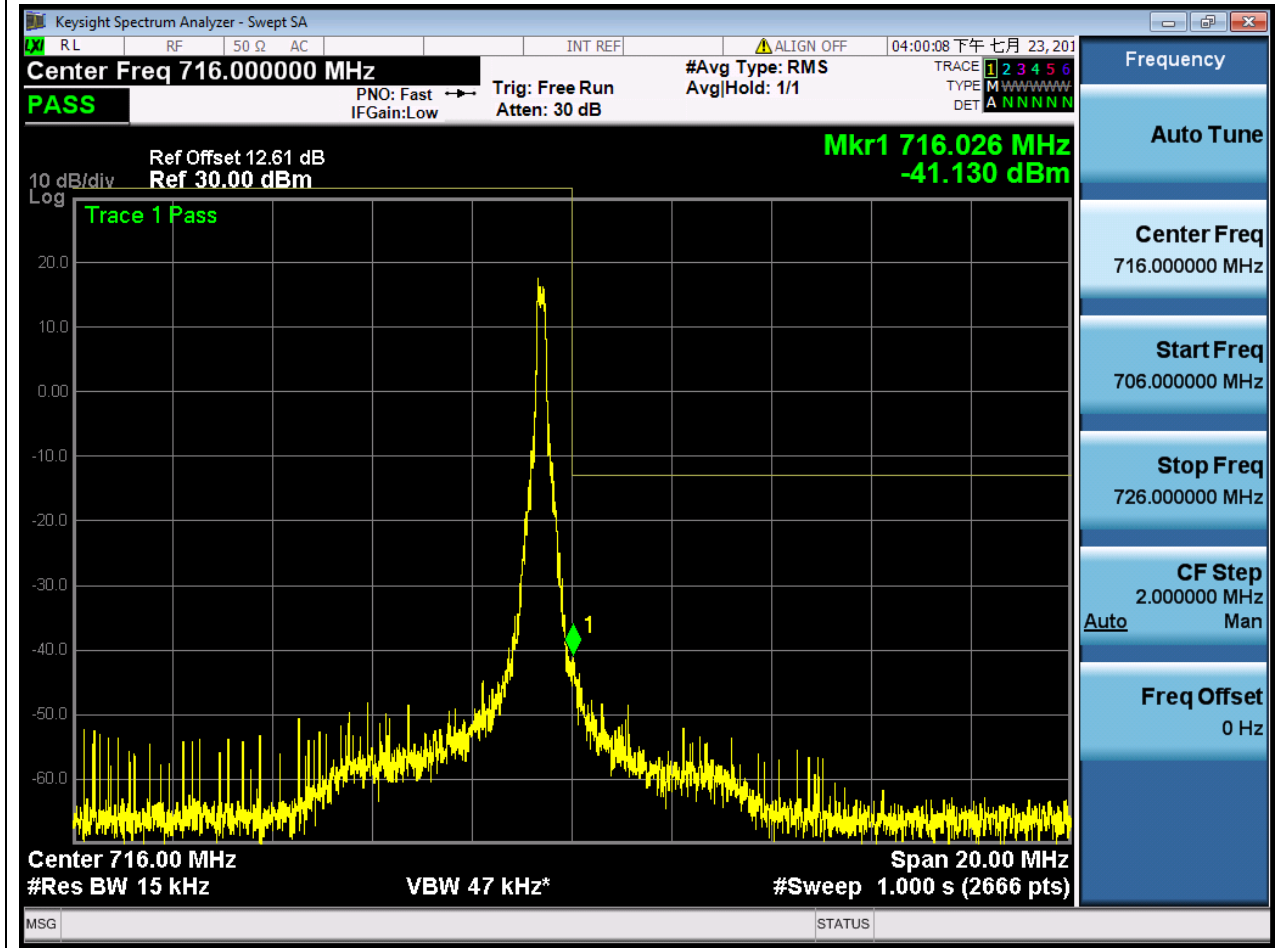
1.15. LTE Band Edge(NTNV)(Subtest:15, Channel:23173, Bandwidth:1.4, Modulation:QPSK, RB Number: 1, RB Position:LOW)

| Center Frequency (MHz) | Span (MHz) | RBW (MHz) | Detector | Frequency (MHz) | Power (dBm) | Verdict | Sweep Point |
|------------------------|------------|-----------|----------|-----------------|-------------|---------|-------------|
| 716 | 20 | 0.015 | RMS | 716.612 | -39.61 | Pass | 2666 |



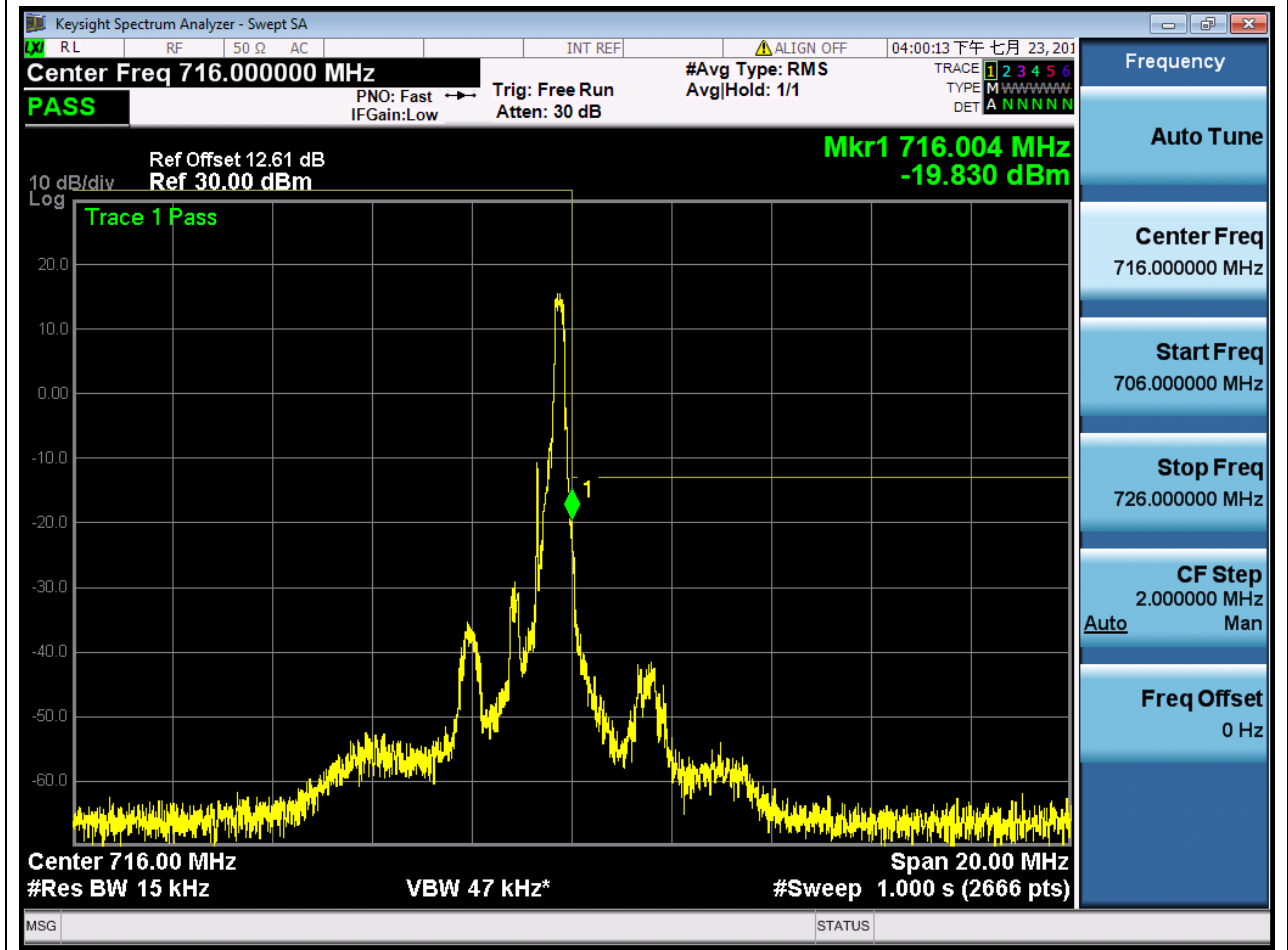
1.16. LTE Band Edge(NTNV)(Subtest:16, Channel:23173, Bandwidth:1.4, Modulation:QPSK, RB Number: 1, RB Position:MID)

| Center Frequency (MHz) | Span (MHz) | RBW (MHz) | Detector | Frequency (MHz) | Power (dBm) | Verdict | Sweep Point |
|------------------------|------------|-----------|----------|-----------------|-------------|---------|-------------|
| 716 | 20 | 0.015 | RMS | 716.026 | -41.13 | Pass | 2666 |



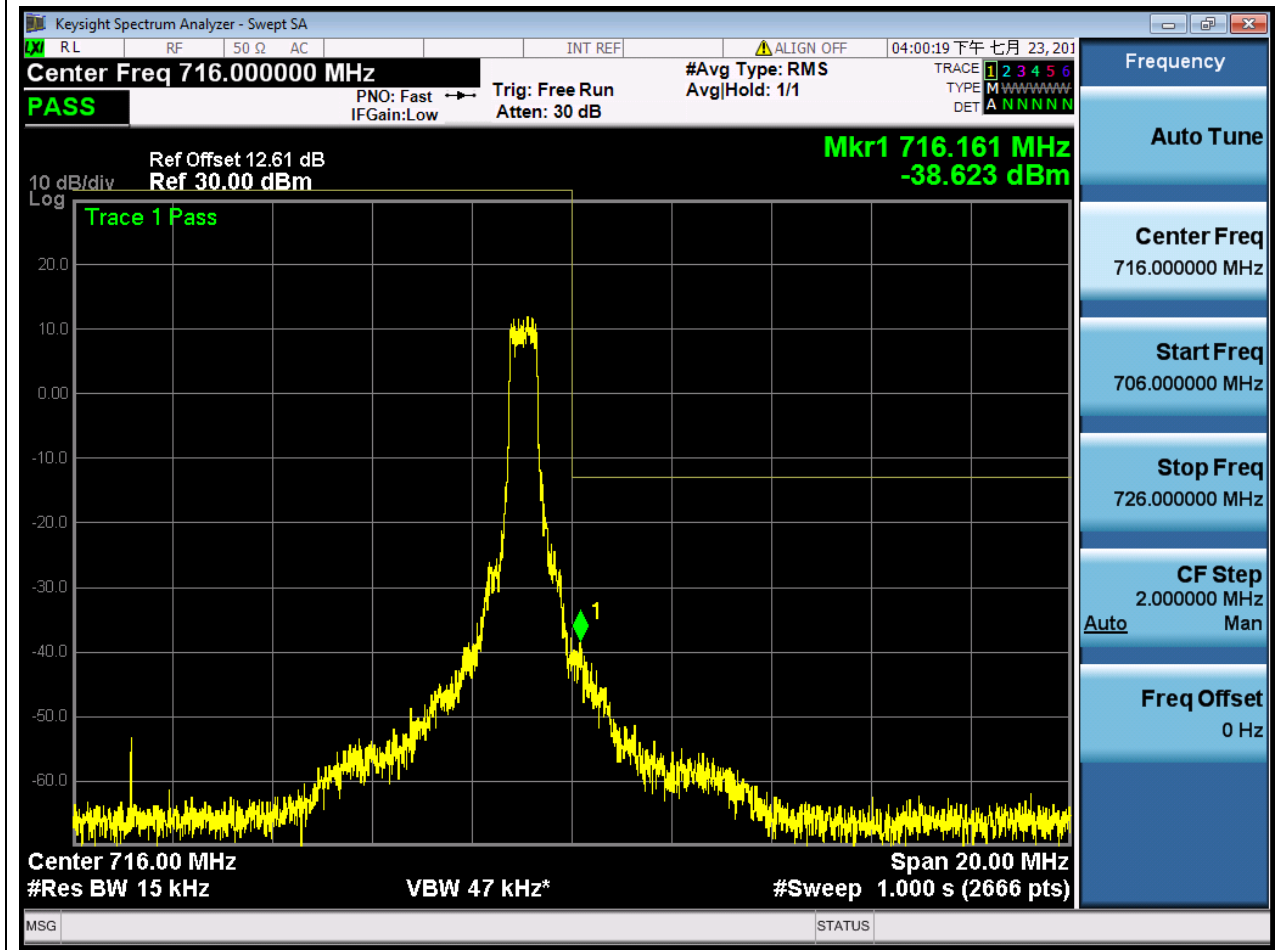
1.17. LTE Band Edge(NTNV)(Subtest:17, Channel:23173, Bandwidth:1.4, Modulation:QPSK, RB Number: 1, RB Position:HIGH)

| Center Frequency (MHz) | Span (MHz) | RBW (MHz) | Detector | Frequency (MHz) | Power (dBm) | Verdict | Sweep Point |
|------------------------|------------|-----------|----------|-----------------|-------------|---------|-------------|
| 716 | 20 | 0.015 | RMS | 716.004 | -19.83 | Pass | 2666 |



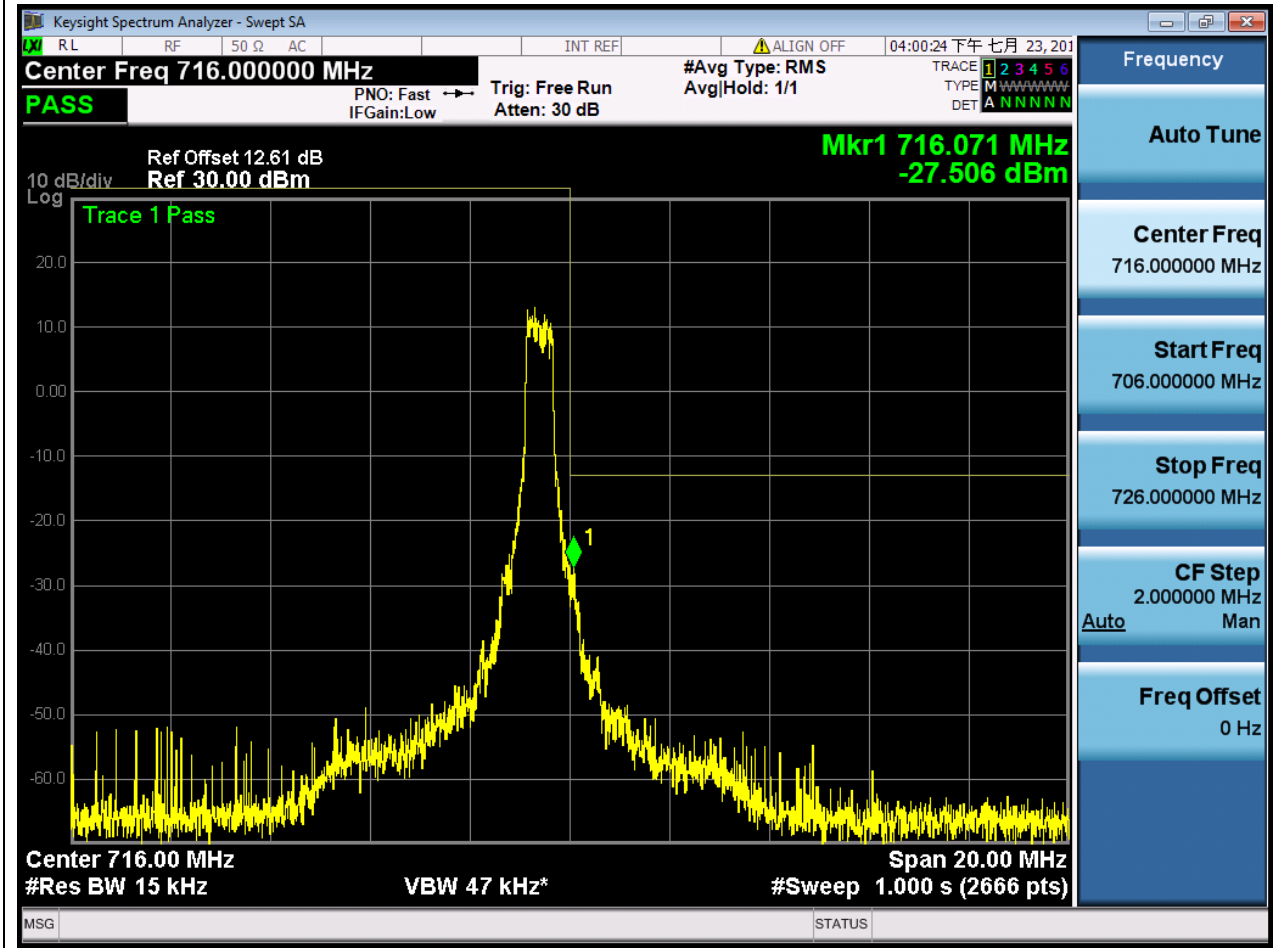
1.18. LTE Band Edge(NTNV)(Subtest:18, Channel:23173, Bandwidth:1.4, Modulation:QPSK, RB Number: 3, RB Position:LOW)

| Center Frequency (MHz) | Span (MHz) | RBW (MHz) | Detector | Frequency (MHz) | Power (dBm) | Verdict | Sweep Point |
|------------------------|------------|-----------|----------|-----------------|-------------|---------|-------------|
| 716 | 20 | 0.015 | RMS | 716.161 | -38.62 | Pass | 2666 |



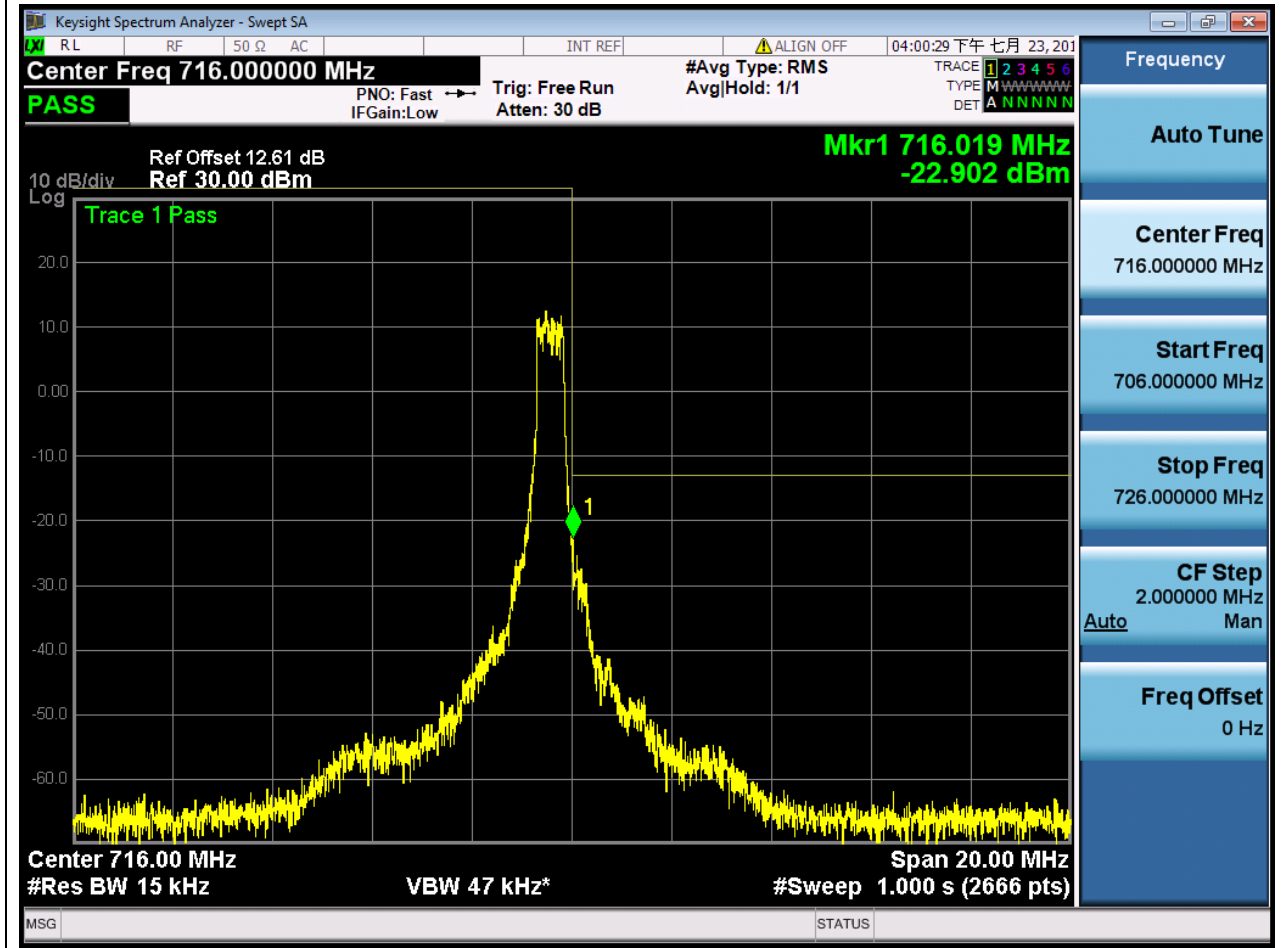
1.19. LTE Band Edge(NTNV)(Subtest:19, Channel:23173, Bandwidth:1.4, Modulation:QPSK, RB Number: 3, RB Position:MID)

| Center Frequency (MHz) | Span (MHz) | RBW (MHz) | Detector | Frequency (MHz) | Power (dBm) | Verdict | Sweep Point |
|------------------------|------------|-----------|----------|-----------------|-------------|---------|-------------|
| 716 | 20 | 0.015 | RMS | 716.071 | -27.51 | Pass | 2666 |



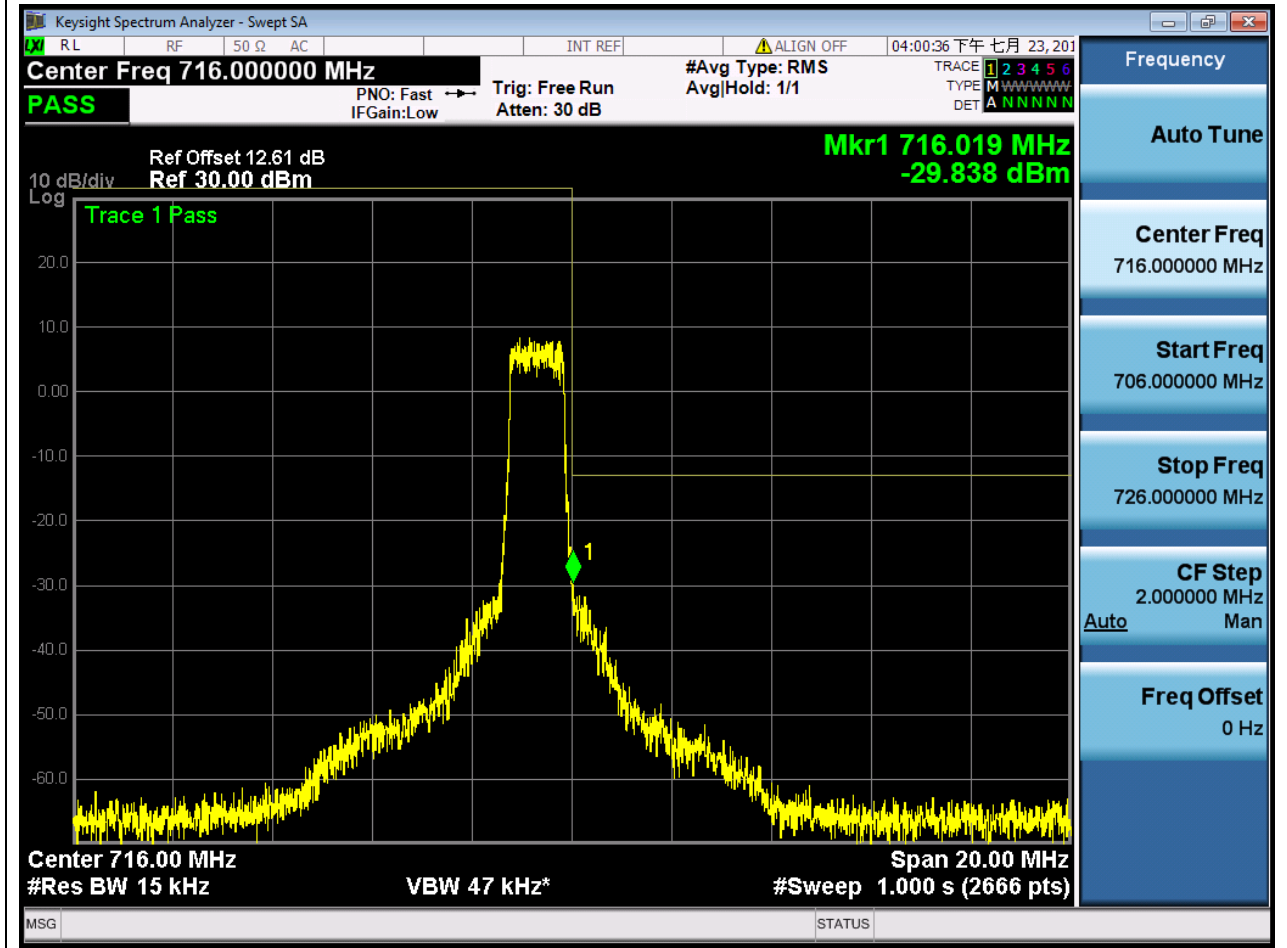
1.20. LTE Band Edge(NTNV)(Subtest:20, Channel:23173, Bandwidth:1.4, Modulation:QPSK, RB Number: 3, RB Position:HIGH)

| Center Frequency (MHz) | Span (MHz) | RBW (MHz) | Detector | Frequency (MHz) | Power (dBm) | Verdict | Sweep Point |
|------------------------|------------|-----------|----------|-----------------|-------------|---------|-------------|
| 716 | 20 | 0.015 | RMS | 716.019 | -22.9 | Pass | 2666 |



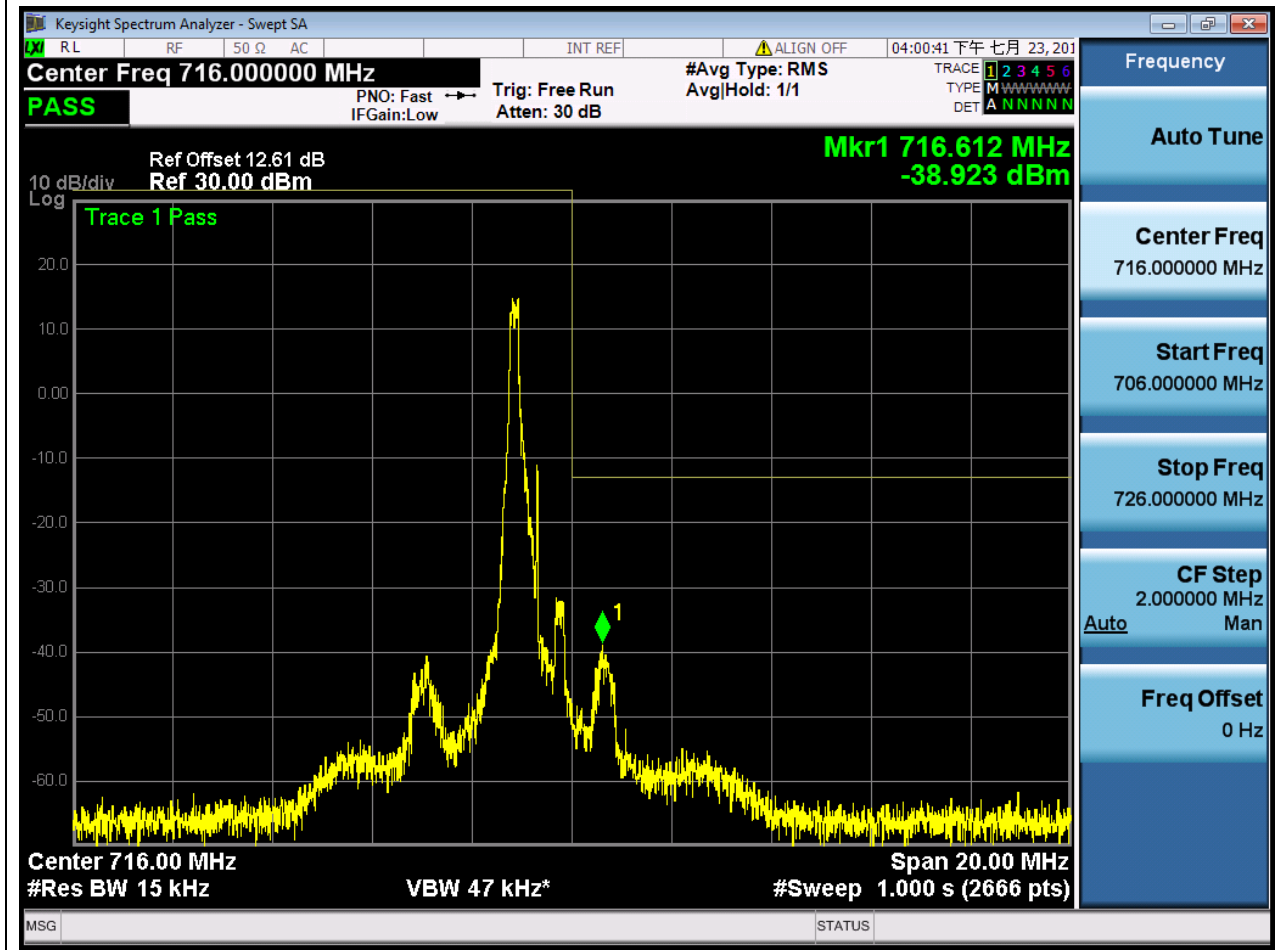
1.21. LTE Band Edge(NTNV)(Subtest:21, Channel:23173, Bandwidth:1.4, Modulation:QPSK, RB Number: 6, RB Position:LOW)

| Center Frequency (MHz) | Span (MHz) | RBW (MHz) | Detector | Frequency (MHz) | Power (dBm) | Verdict | Sweep Point |
|------------------------|------------|-----------|----------|-----------------|-------------|---------|-------------|
| 716 | 20 | 0.015 | RMS | 716.019 | -29.84 | Pass | 2666 |



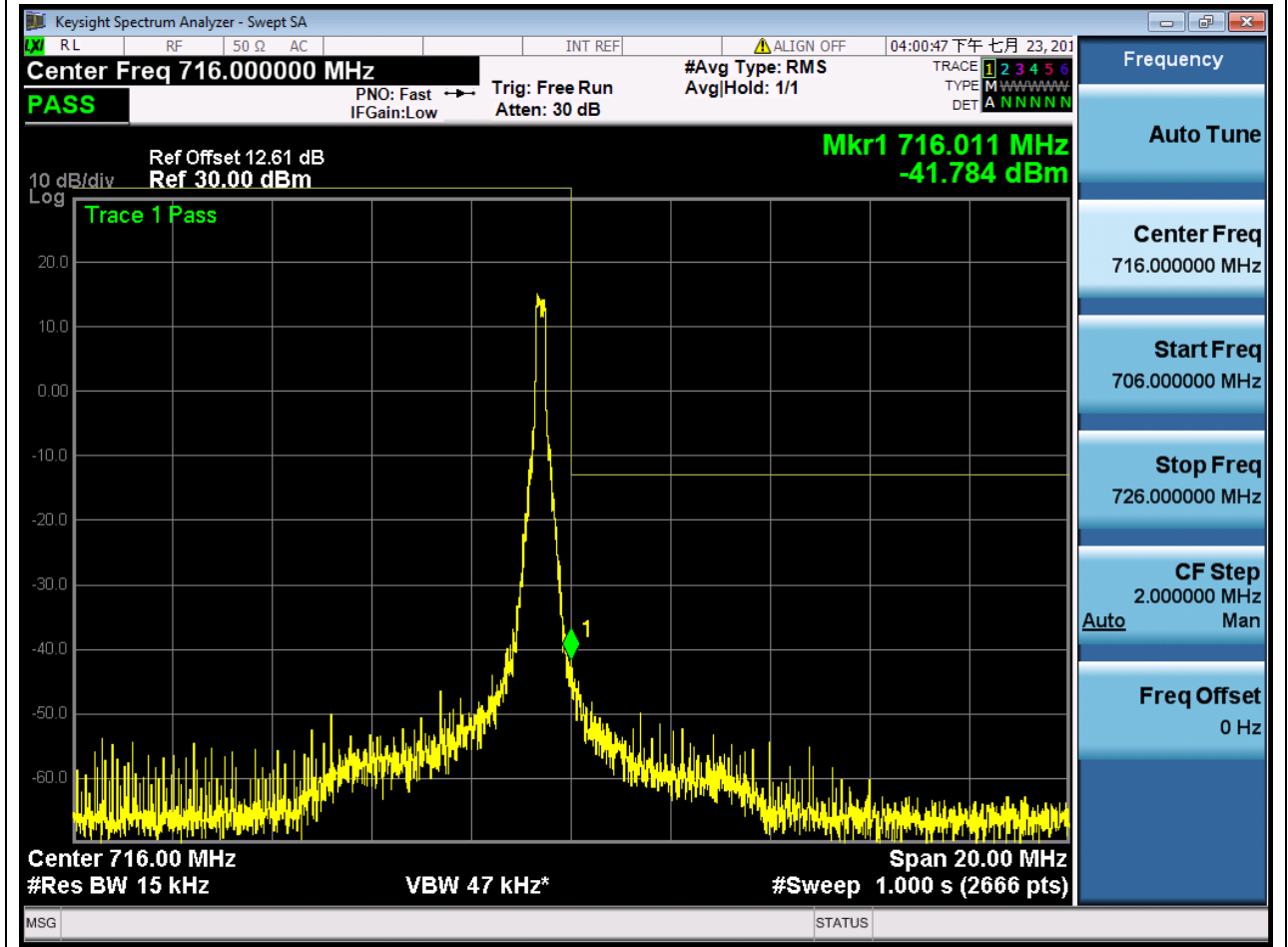
1.22. LTE Band Edge(NTNV)(Subtest:22, Channel:23173, Bandwidth:1.4, Modulation:Q16, RB Number: 1, RB Position:LOW)

| Center Frequency (MHz) | Span (MHz) | RBW (MHz) | Detector | Frequency (MHz) | Power (dBm) | Verdict | Sweep Point |
|------------------------|------------|-----------|----------|-----------------|-------------|---------|-------------|
| 716 | 20 | 0.015 | RMS | 716.612 | -38.92 | Pass | 2666 |



1.23. LTE Band Edge(NTNV)(Subtest:23, Channel:23173, Bandwidth:1.4, Modulation:Q16, RB Number: 1, RB Position:MID)

| Center Frequency (MHz) | Span (MHz) | RBW (MHz) | Detector | Frequency (MHz) | Power (dBm) | Verdict | Sweep Point |
|------------------------|------------|-----------|----------|-----------------|-------------|---------|-------------|
| 716 | 20 | 0.015 | RMS | 716.011 | -41.78 | Pass | 2666 |



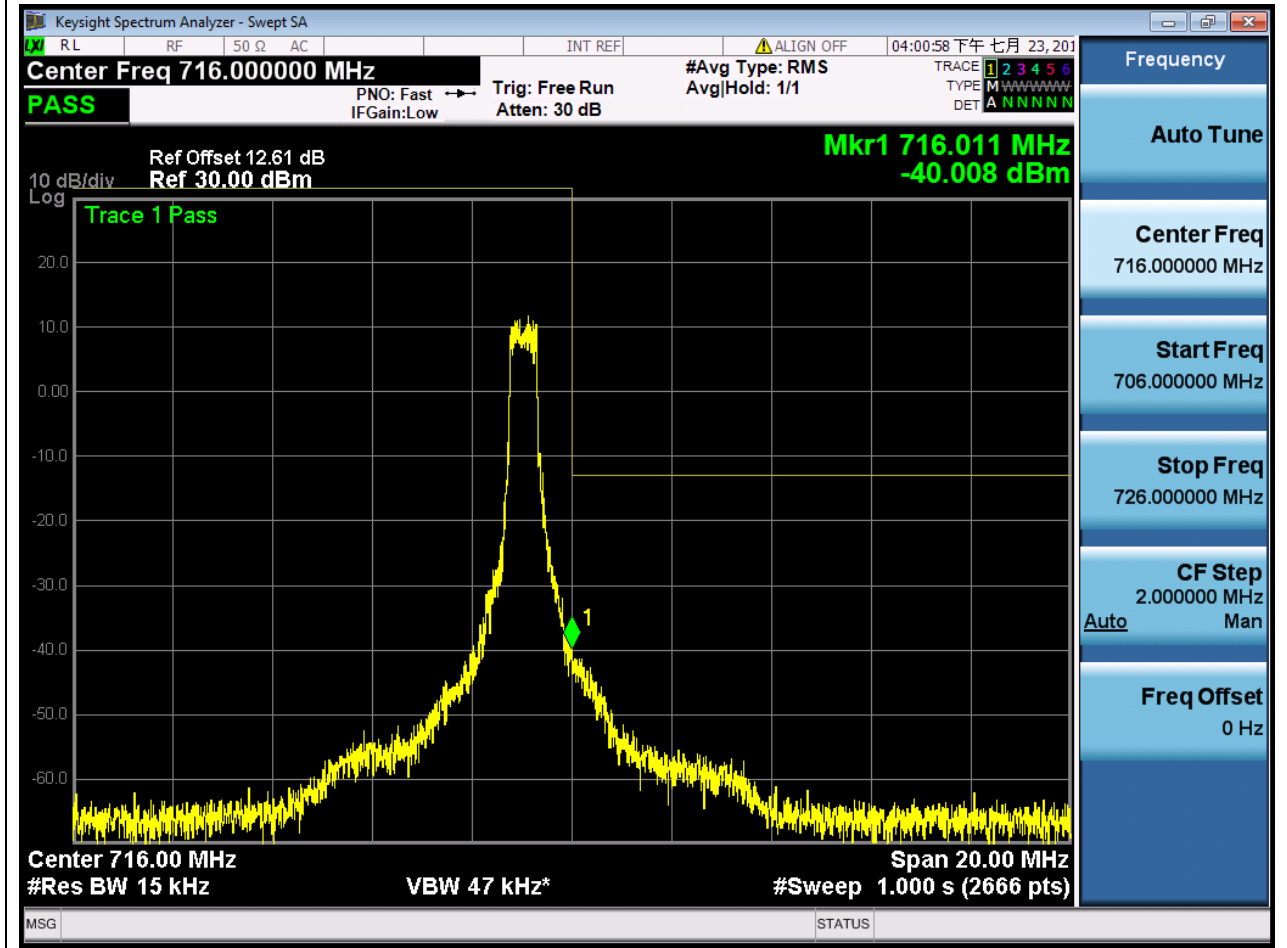
1.24. LTE Band Edge(NTNV)(Subtest:24, Channel:23173, Bandwidth:1.4, Modulation:Q16, RB Number: 1, RB Position:HIGH)

| Center Frequency (MHz) | Span (MHz) | RBW (MHz) | Detector | Frequency (MHz) | Power (dBm) | Verdict | Sweep Point |
|------------------------|------------|-----------|----------|-----------------|-------------|---------|-------------|
| 716 | 20 | 0.015 | RMS | 716.011 | -25.79 | Pass | 2666 |



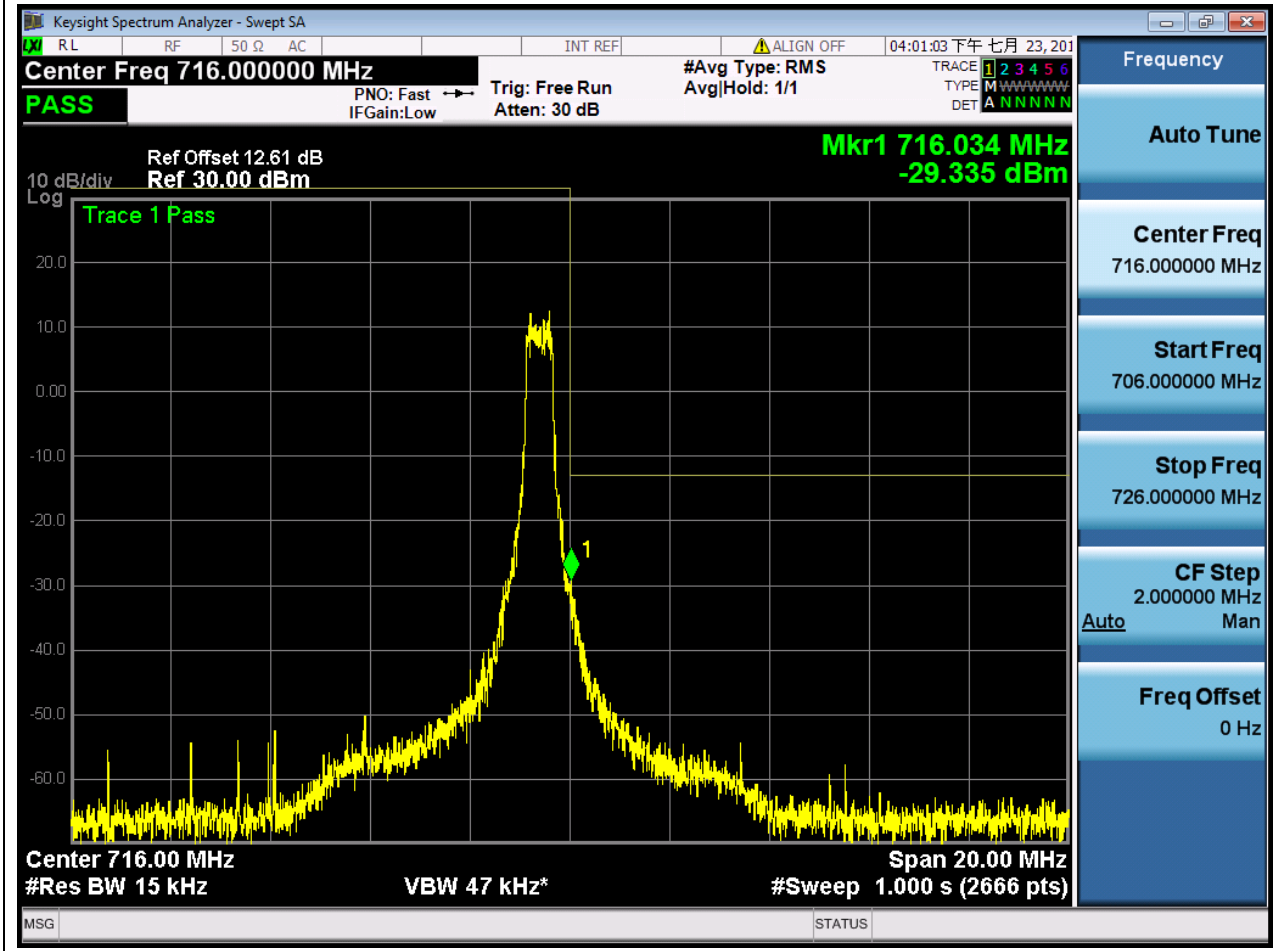
1.25. LTE Band Edge(NTNV)(Subtest:25, Channel:23173, Bandwidth:1.4, Modulation:Q16, RB Number: 3, RB Position:LOW)

| Center Frequency (MHz) | Span (MHz) | RBW (MHz) | Detector | Frequency (MHz) | Power (dBm) | Verdict | Sweep Point |
|------------------------|------------|-----------|----------|-----------------|-------------|---------|-------------|
| 716 | 20 | 0.015 | RMS | 716.011 | -40.01 | Pass | 2666 |



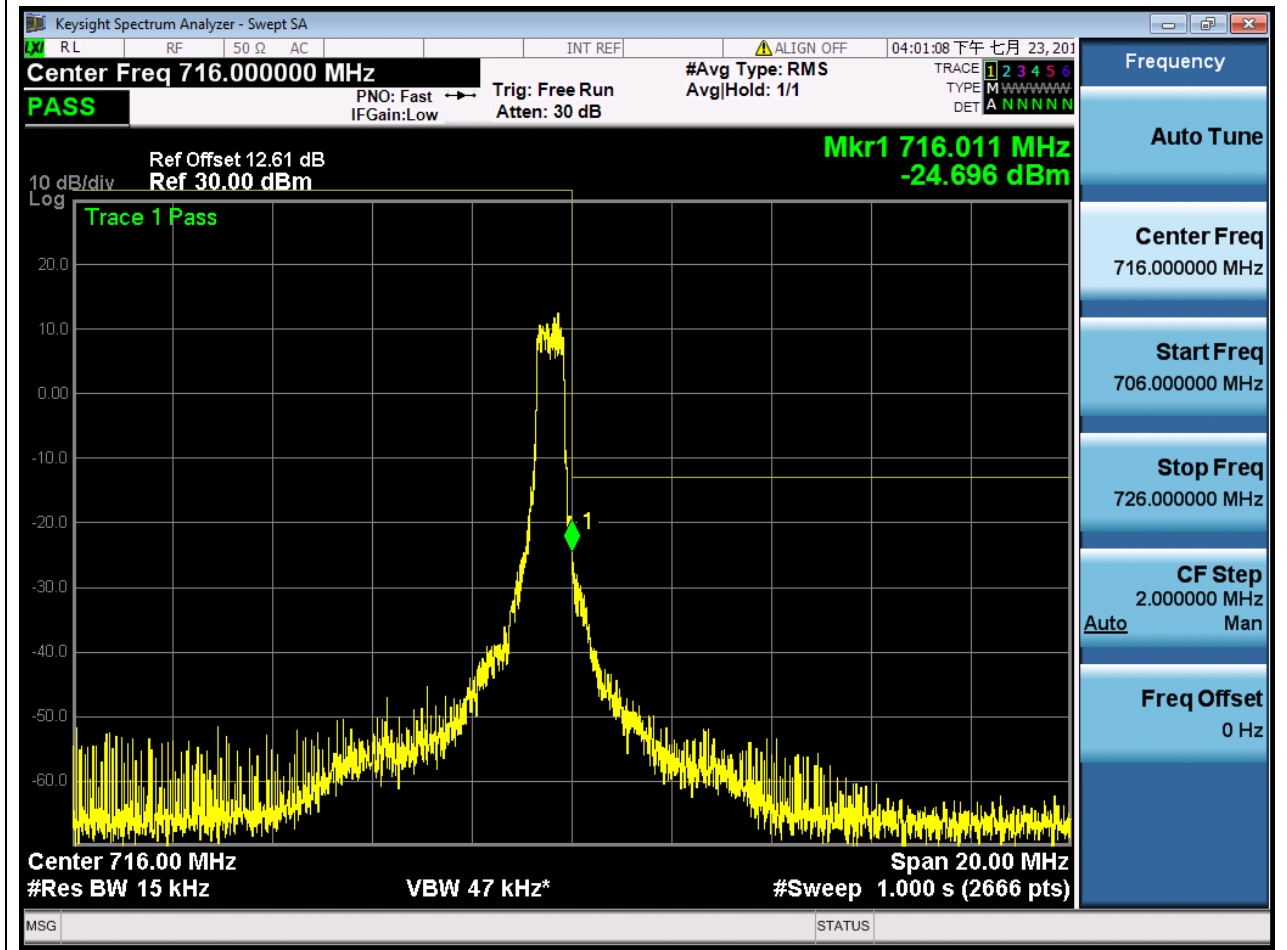
1.26. LTE Band Edge(NTNV)(Subtest:26, Channel:23173, Bandwidth:1.4, Modulation:Q16, RB Number: 3, RB Position:MID)

| Center Frequency (MHz) | Span (MHz) | RBW (MHz) | Detector | Frequency (MHz) | Power (dBm) | Verdict | Sweep Point |
|------------------------|------------|-----------|----------|-----------------|-------------|---------|-------------|
| 716 | 20 | 0.015 | RMS | 716.034 | -29.33 | Pass | 2666 |



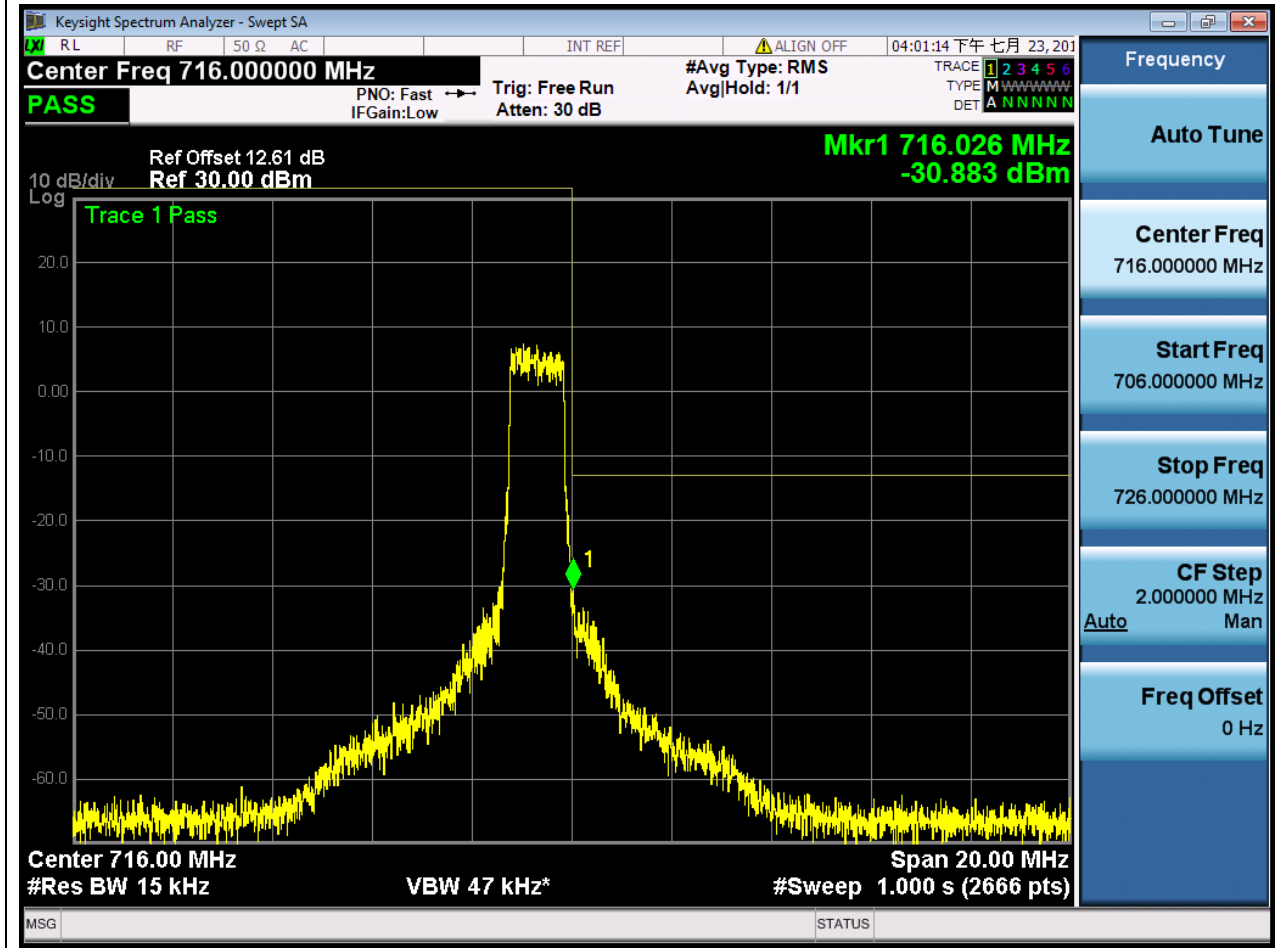
1.27. LTE Band Edge(NTNV)(Subtest:27, Channel:23173, Bandwidth:1.4, Modulation:Q16, RB Number: 3, RB Position:HIGH)

| Center Frequency (MHz) | Span (MHz) | RBW (MHz) | Detector | Frequency (MHz) | Power (dBm) | Verdict | Sweep Point |
|------------------------|------------|-----------|----------|-----------------|-------------|---------|-------------|
| 716 | 20 | 0.015 | RMS | 716.011 | -24.7 | Pass | 2666 |



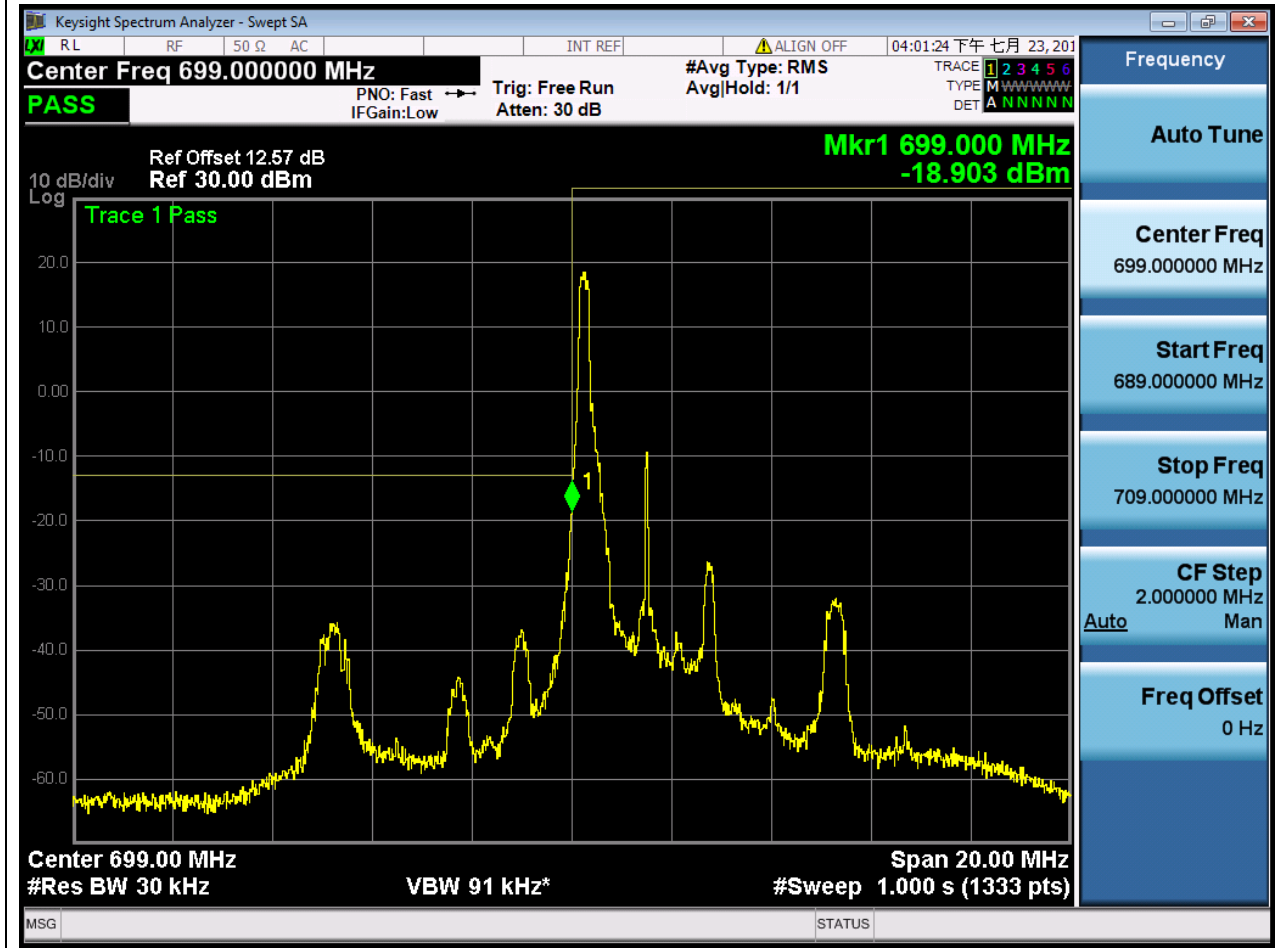
1.28. LTE Band Edge(NTNV)(Subtest:28, Channel:23173, Bandwidth:1.4, Modulation:Q16, RB Number: 6, RB Position:LOW)

| Center Frequency (MHz) | Span (MHz) | RBW (MHz) | Detector | Frequency (MHz) | Power (dBm) | Verdict | Sweep Point |
|------------------------|------------|-----------|----------|-----------------|-------------|---------|-------------|
| 716 | 20 | 0.015 | RMS | 716.026 | -30.88 | Pass | 2666 |



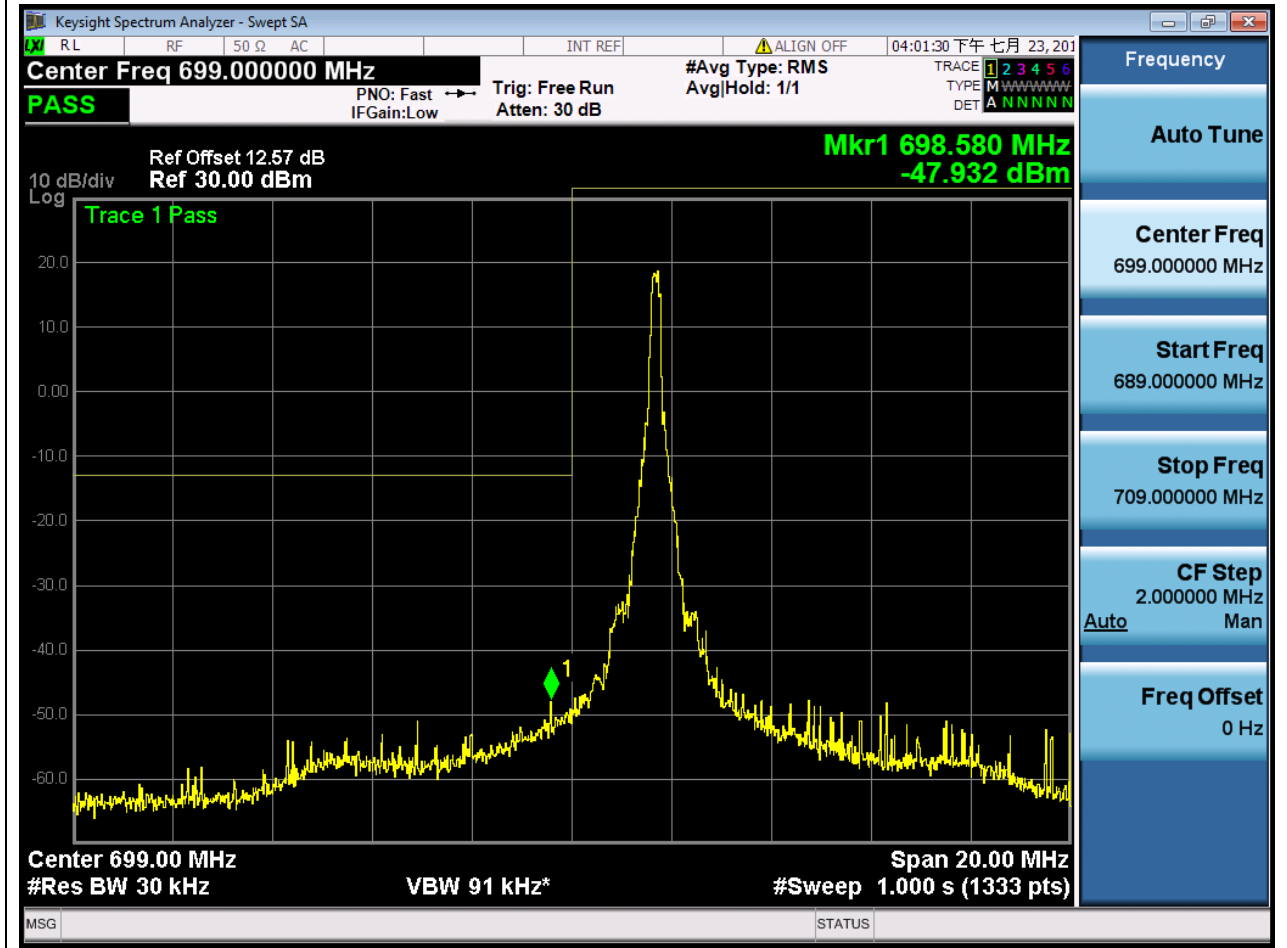
1.29. LTE Band Edge(NTNV)(Subtest:29, Channel:23025, Bandwidth:3, Modulation:QPSK, RB Number: 1, RB Position:LOW)

| Center Frequency (MHz) | Span (MHz) | RBW (MHz) | Detector | Frequency (MHz) | Power (dBm) | Verdict | Sweep Point |
|------------------------|------------|-----------|----------|-----------------|-------------|---------|-------------|
| 699 | 20 | 0.03 | RMS | 699 | -18.9 | Pass | 1333 |



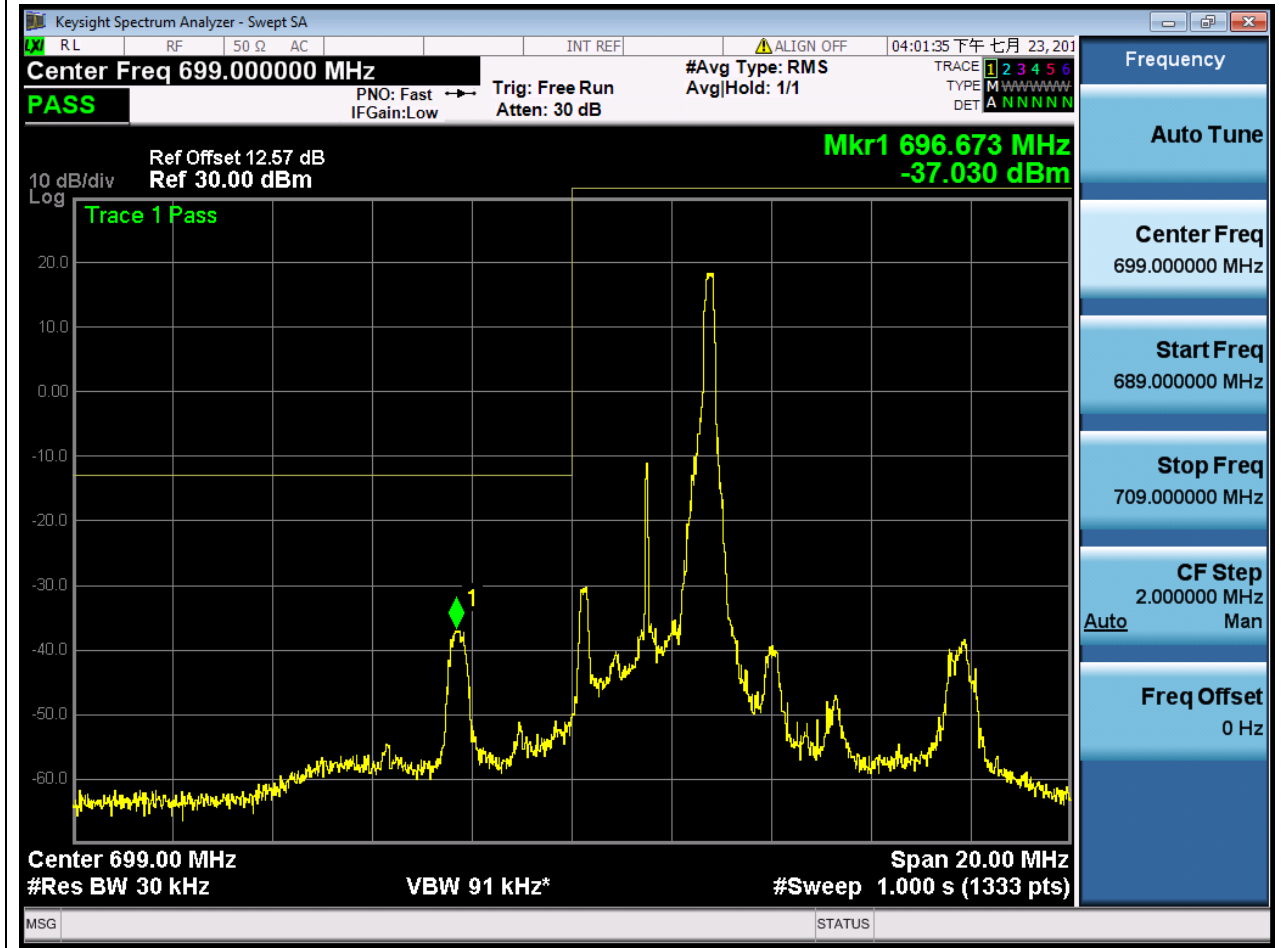
1.30. LTE Band Edge(NTNV)(Subtest:30, Channel:23025, Bandwidth:3, Modulation:QPSK, RB Number: 1, RB Position:MID)

| Center Frequency (MHz) | Span (MHz) | RBW (MHz) | Detector | Frequency (MHz) | Power (dBm) | Verdict | Sweep Point |
|------------------------|------------|-----------|----------|-----------------|-------------|---------|-------------|
| 699 | 20 | 0.03 | RMS | 698.58 | -47.93 | Pass | 1333 |



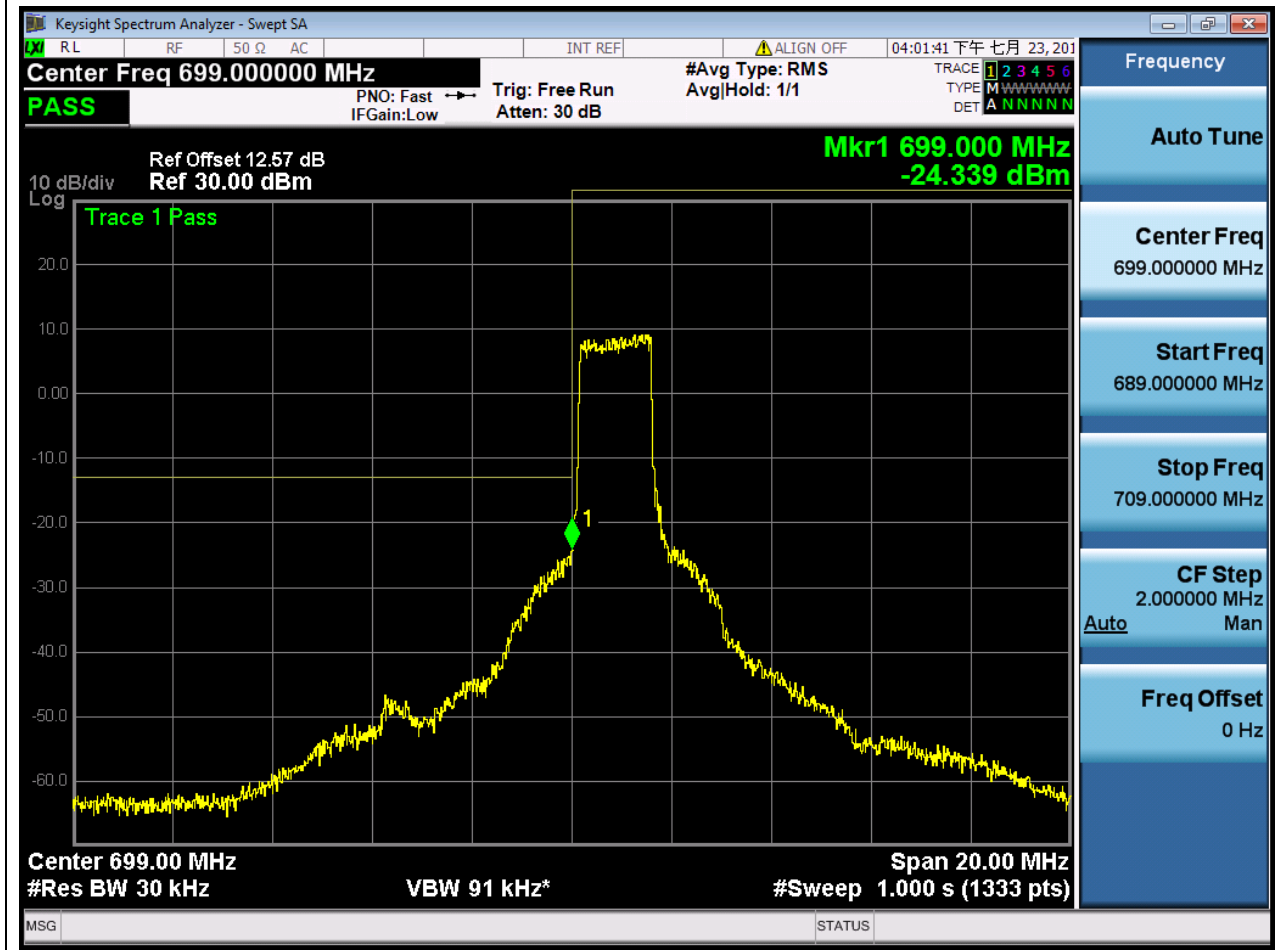
1.31. LTE Band Edge(NTNV)(Subtest:31, Channel:23025, Bandwidth:3, Modulation:QPSK, RB Number: 1, RB Position:HIGH)

| Center Frequency (MHz) | Span (MHz) | RBW (MHz) | Detector | Frequency (MHz) | Power (dBm) | Verdict | Sweep Point |
|------------------------|------------|-----------|----------|-----------------|-------------|---------|-------------|
| 699 | 20 | 0.03 | RMS | 696.673 | -37.03 | Pass | 1333 |



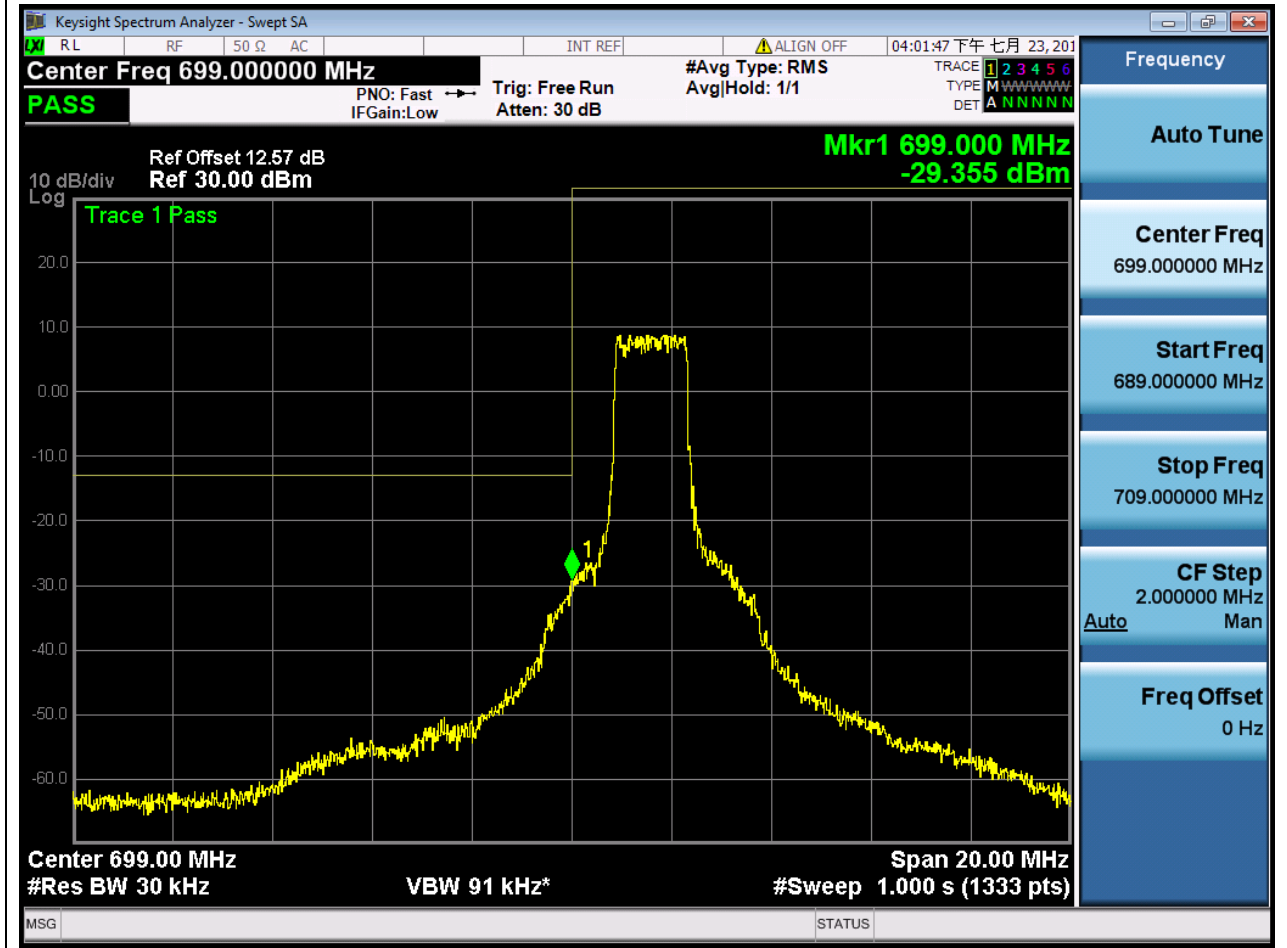
1.32. LTE Band Edge(NTNV)(Subtest:32, Channel:23025, Bandwidth:3, Modulation:QPSK, RB Number: 8, RB Position:LOW)

| Center Frequency (MHz) | Span (MHz) | RBW (MHz) | Detector | Frequency (MHz) | Power (dBm) | Verdict | Sweep Point |
|------------------------|------------|-----------|----------|-----------------|-------------|---------|-------------|
| 699 | 20 | 0.03 | RMS | 699 | -24.34 | Pass | 1333 |



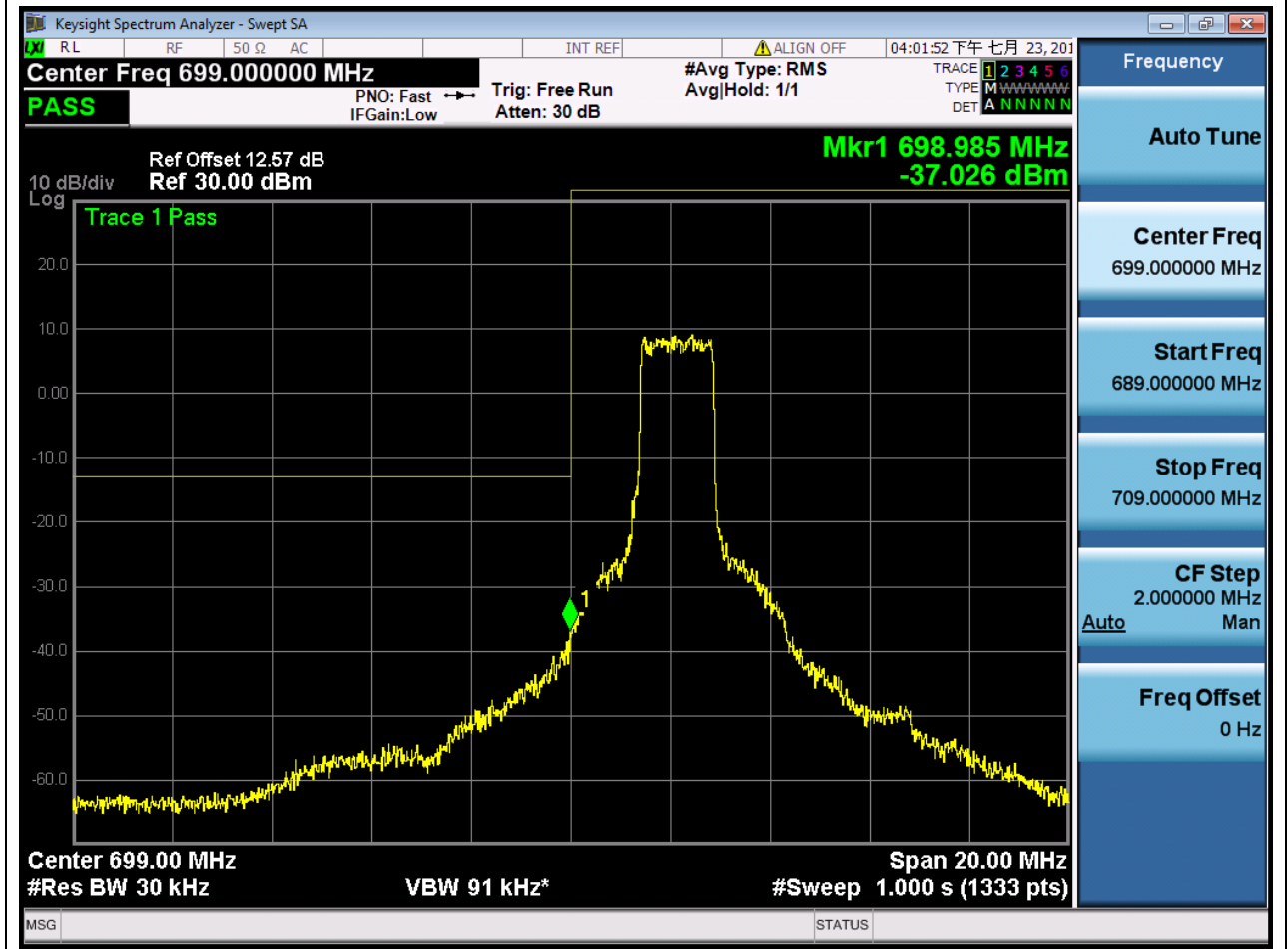
1.33. LTE Band Edge(NTNV)(Subtest:33, Channel:23025, Bandwidth:3, Modulation:QPSK, RB Number: 8, RB Position:MID)

| Center Frequency (MHz) | Span (MHz) | RBW (MHz) | Detector | Frequency (MHz) | Power (dBm) | Verdict | Sweep Point |
|------------------------|------------|-----------|----------|-----------------|-------------|---------|-------------|
| 699 | 20 | 0.03 | RMS | 699 | -29.35 | Pass | 1333 |



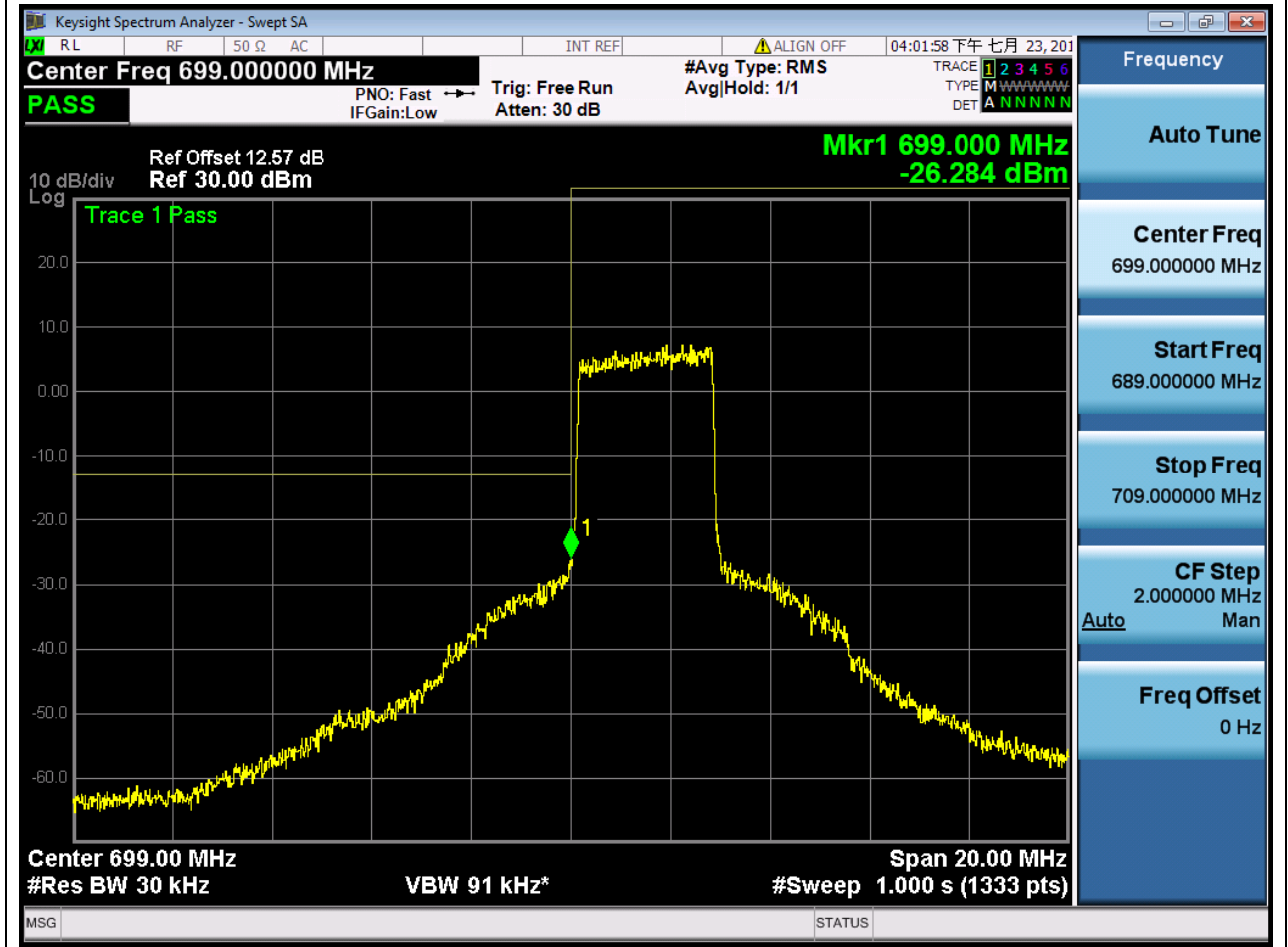
1.34. LTE Band Edge(NTNV)(Subtest:34, Channel:23025, Bandwidth:3, Modulation:QPSK, RB Number: 8, RB Position:HIGH)

| Center Frequency (MHz) | Span (MHz) | RBW (MHz) | Detector | Frequency (MHz) | Power (dBm) | Verdict | Sweep Point |
|------------------------|------------|-----------|----------|-----------------|-------------|---------|-------------|
| 699 | 20 | 0.03 | RMS | 698.985 | -37.03 | Pass | 1333 |



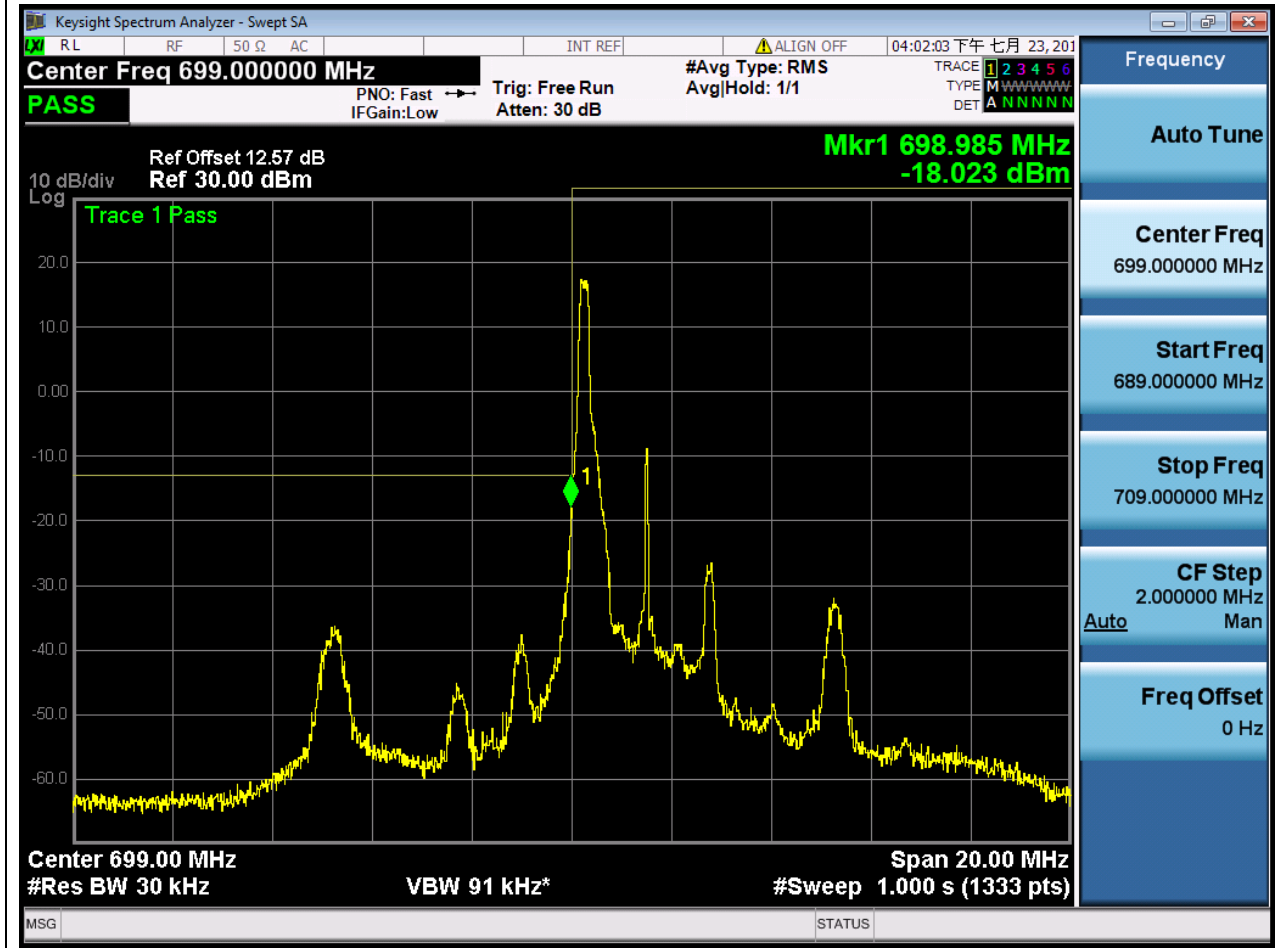
1.35. LTE Band Edge(NTNV)(Subtest:35, Channel:23025, Bandwidth:3, Modulation:QPSK, RB Number: 15, RB Position:LOW)

| Center Frequency (MHz) | Span (MHz) | RBW (MHz) | Detector | Frequency (MHz) | Power (dBm) | Verdict | Sweep Point |
|------------------------|------------|-----------|----------|-----------------|-------------|---------|-------------|
| 699 | 20 | 0.03 | RMS | 699 | -26.28 | Pass | 1333 |



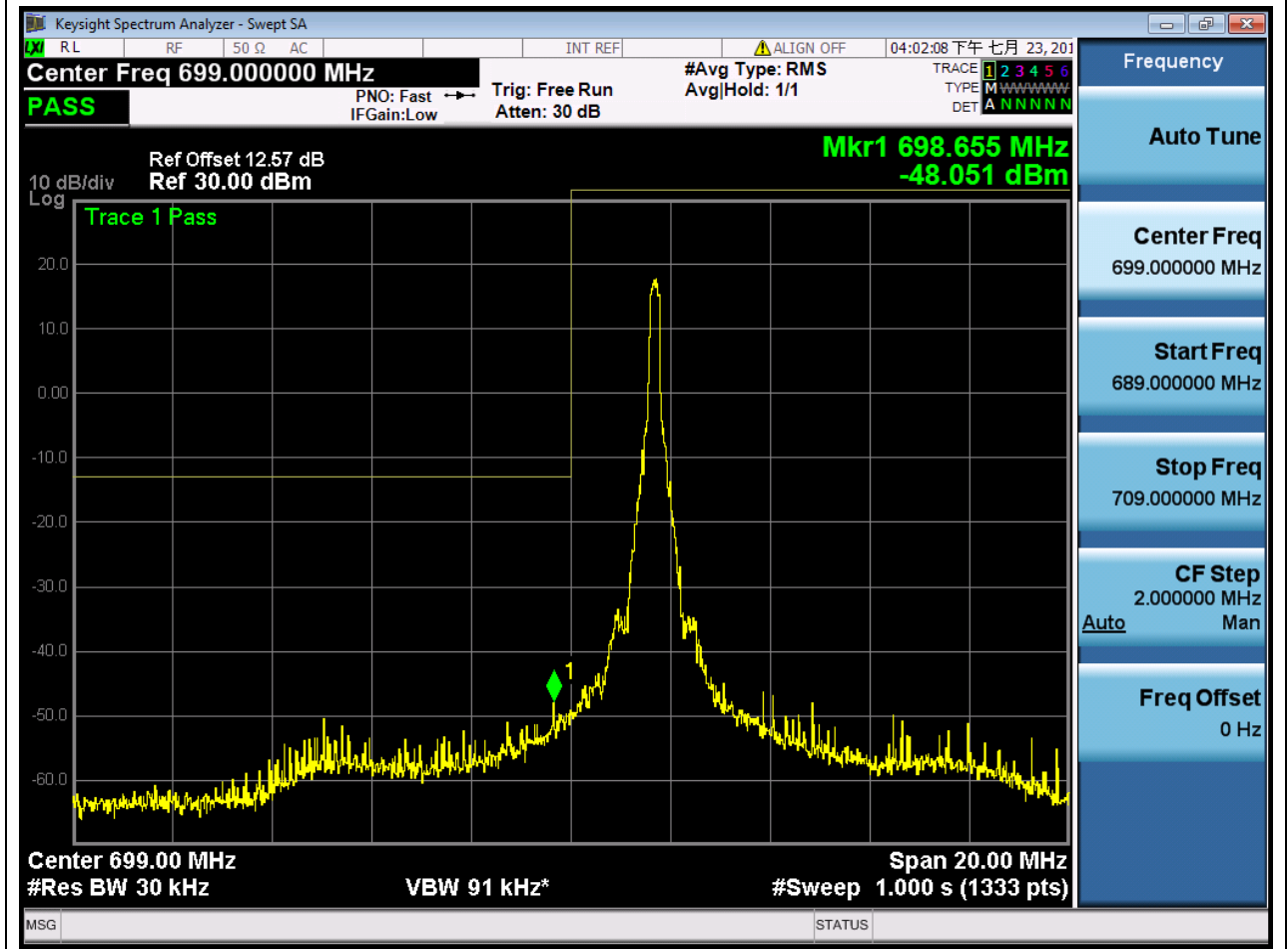
1.36. LTE Band Edge(NTNV)(Subtest:36, Channel:23025, Bandwidth:3, Modulation:Q16, RB Number: 1, RB Position:LOW)

| Center Frequency (MHz) | Span (MHz) | RBW (MHz) | Detector | Frequency (MHz) | Power (dBm) | Verdict | Sweep Point |
|------------------------|------------|-----------|----------|-----------------|-------------|---------|-------------|
| 699 | 20 | 0.03 | RMS | 698.985 | -18.02 | Pass | 1333 |



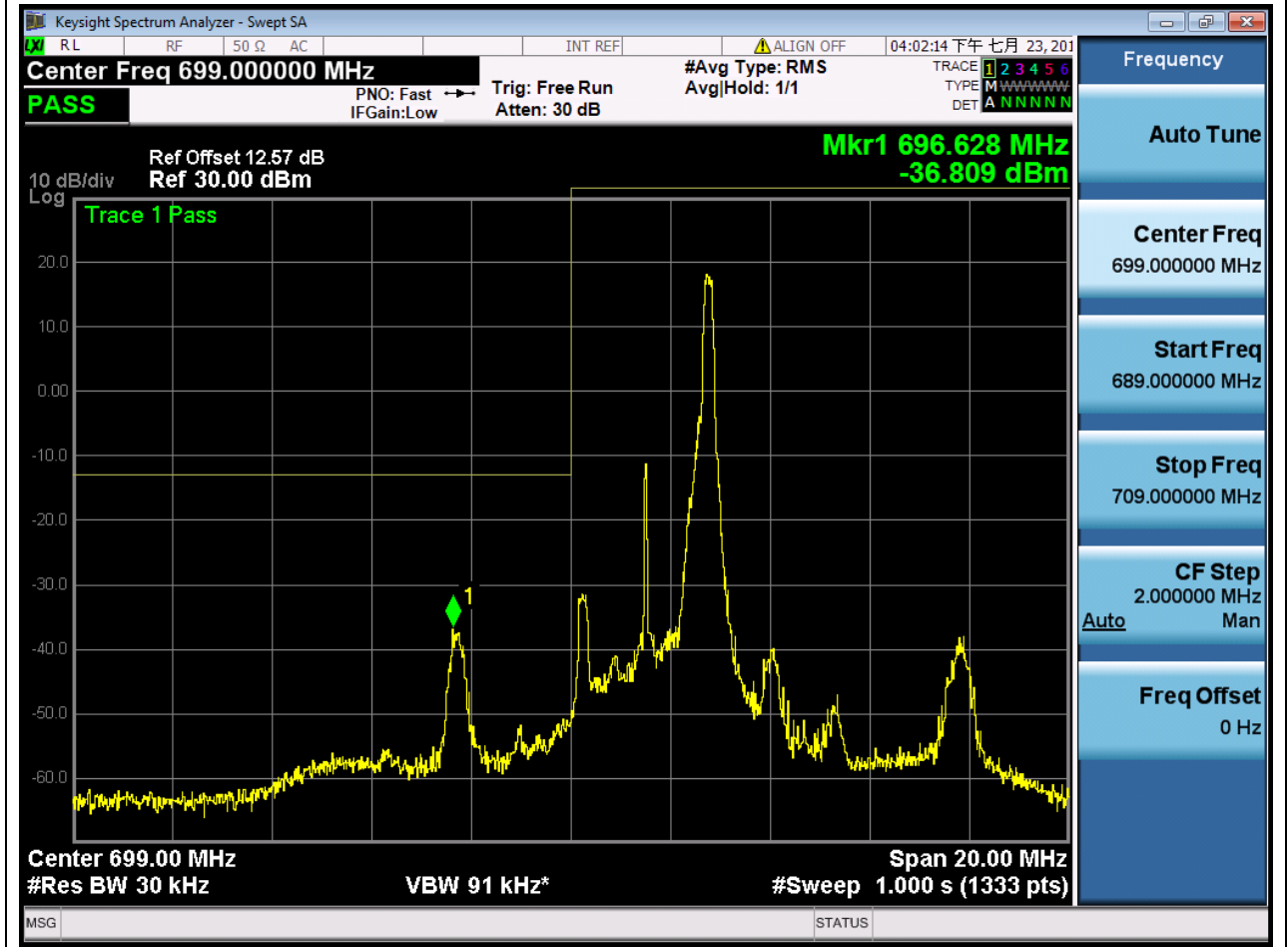
1.37. LTE Band Edge(NTNV)(Subtest:37, Channel:23025, Bandwidth:3, Modulation:Q16, RB Number: 1, RB Position:MID)

| Center Frequency (MHz) | Span (MHz) | RBW (MHz) | Detector | Frequency (MHz) | Power (dBm) | Verdict | Sweep Point |
|------------------------|------------|-----------|----------|-----------------|-------------|---------|-------------|
| 699 | 20 | 0.03 | RMS | 698.655 | -48.05 | Pass | 1333 |



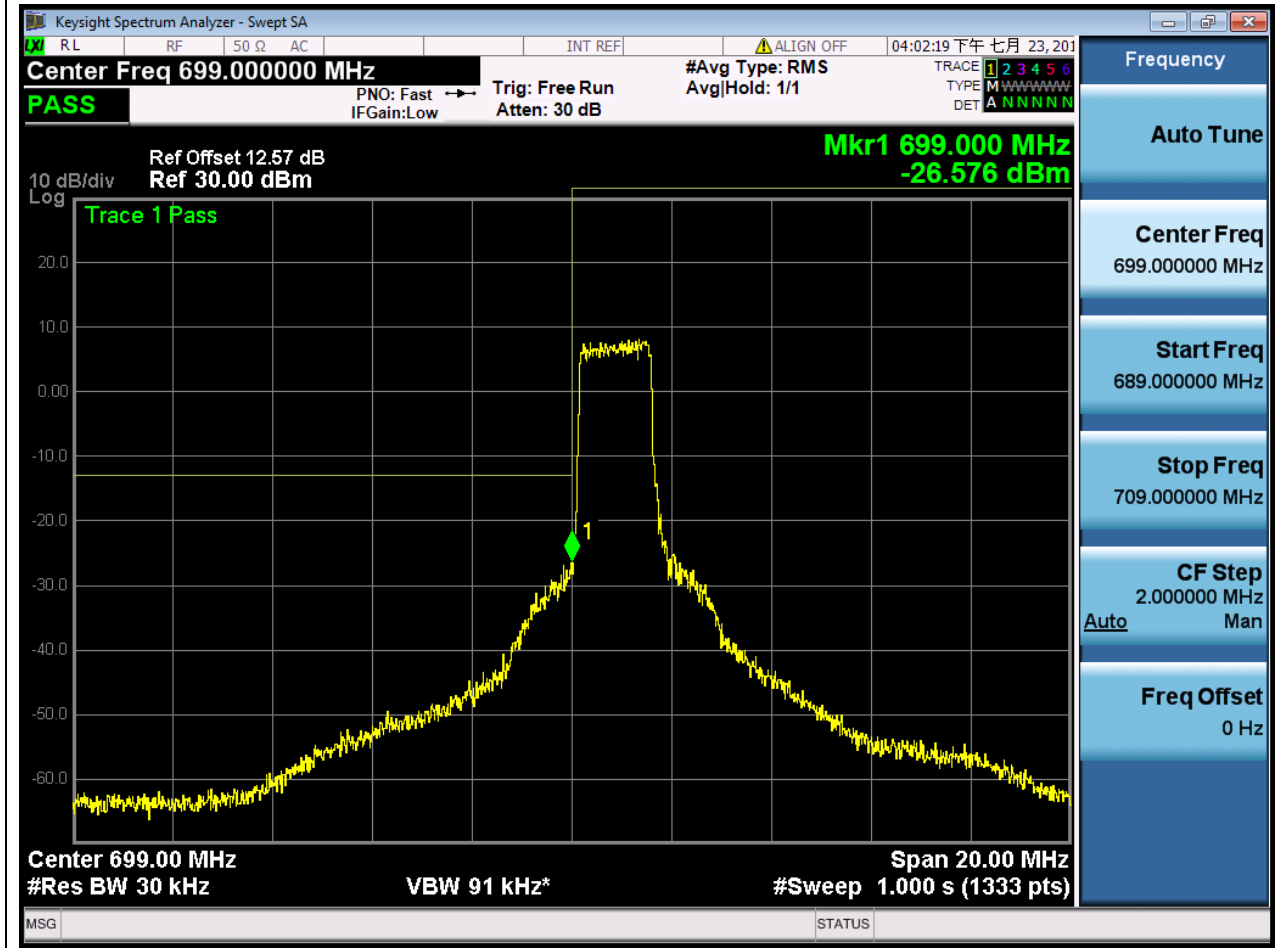
1.38. LTE Band Edge(NTNV)(Subtest:38, Channel:23025, Bandwidth:3, Modulation:Q16, RB Number: 1, RB Position:HIGH)

| Center Frequency (MHz) | Span (MHz) | RBW (MHz) | Detector | Frequency (MHz) | Power (dBm) | Verdict | Sweep Point |
|------------------------|------------|-----------|----------|-----------------|-------------|---------|-------------|
| 699 | 20 | 0.03 | RMS | 696.628 | -36.81 | Pass | 1333 |



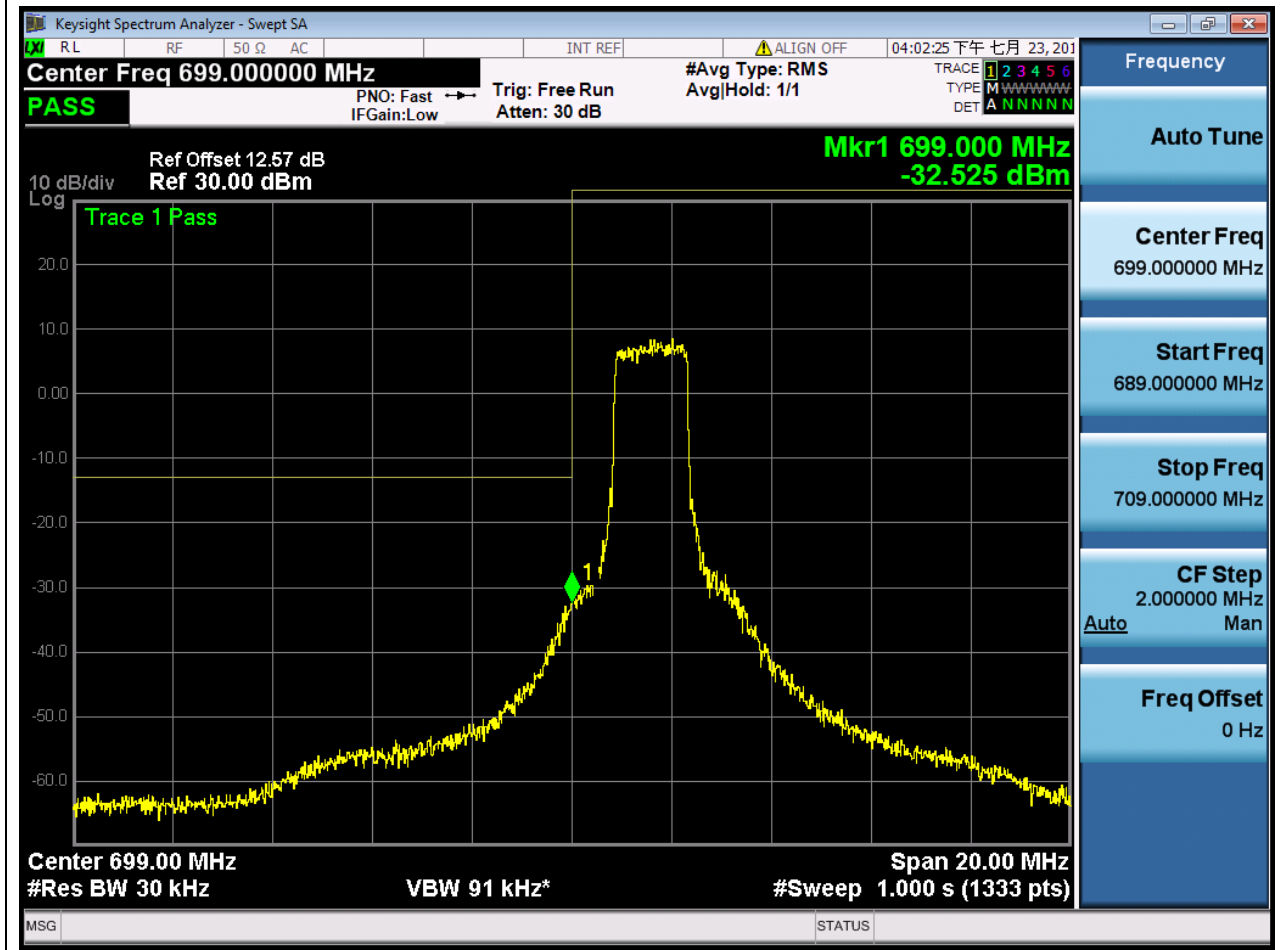
1.39. LTE Band Edge(NTNV)(Subtest:39, Channel:23025, Bandwidth:3, Modulation:Q16, RB Number: 8, RB Position:LOW)

| Center Frequency (MHz) | Span (MHz) | RBW (MHz) | Detector | Frequency (MHz) | Power (dBm) | Verdict | Sweep Point |
|------------------------|------------|-----------|----------|-----------------|-------------|---------|-------------|
| 699 | 20 | 0.03 | RMS | 699 | -26.58 | Pass | 1333 |



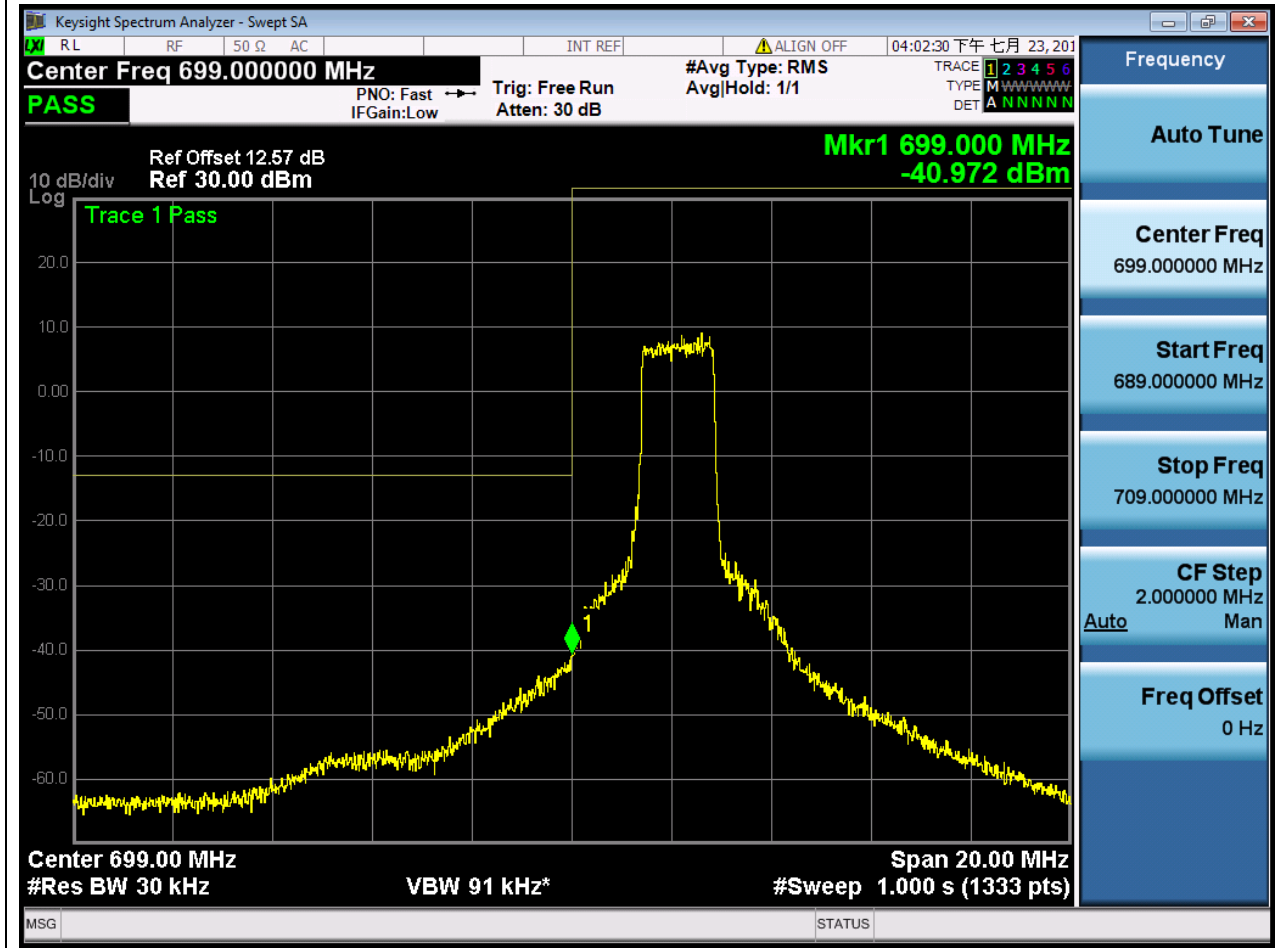
1.40. LTE Band Edge(NTNV)(Subtest:40, Channel:23025, Bandwidth:3, Modulation:Q16, RB Number: 8, RB Position:MID)

| Center Frequency (MHz) | Span (MHz) | RBW (MHz) | Detector | Frequency (MHz) | Power (dBm) | Verdict | Sweep Point |
|------------------------|------------|-----------|----------|-----------------|-------------|---------|-------------|
| 699 | 20 | 0.03 | RMS | 699 | -32.53 | Pass | 1333 |



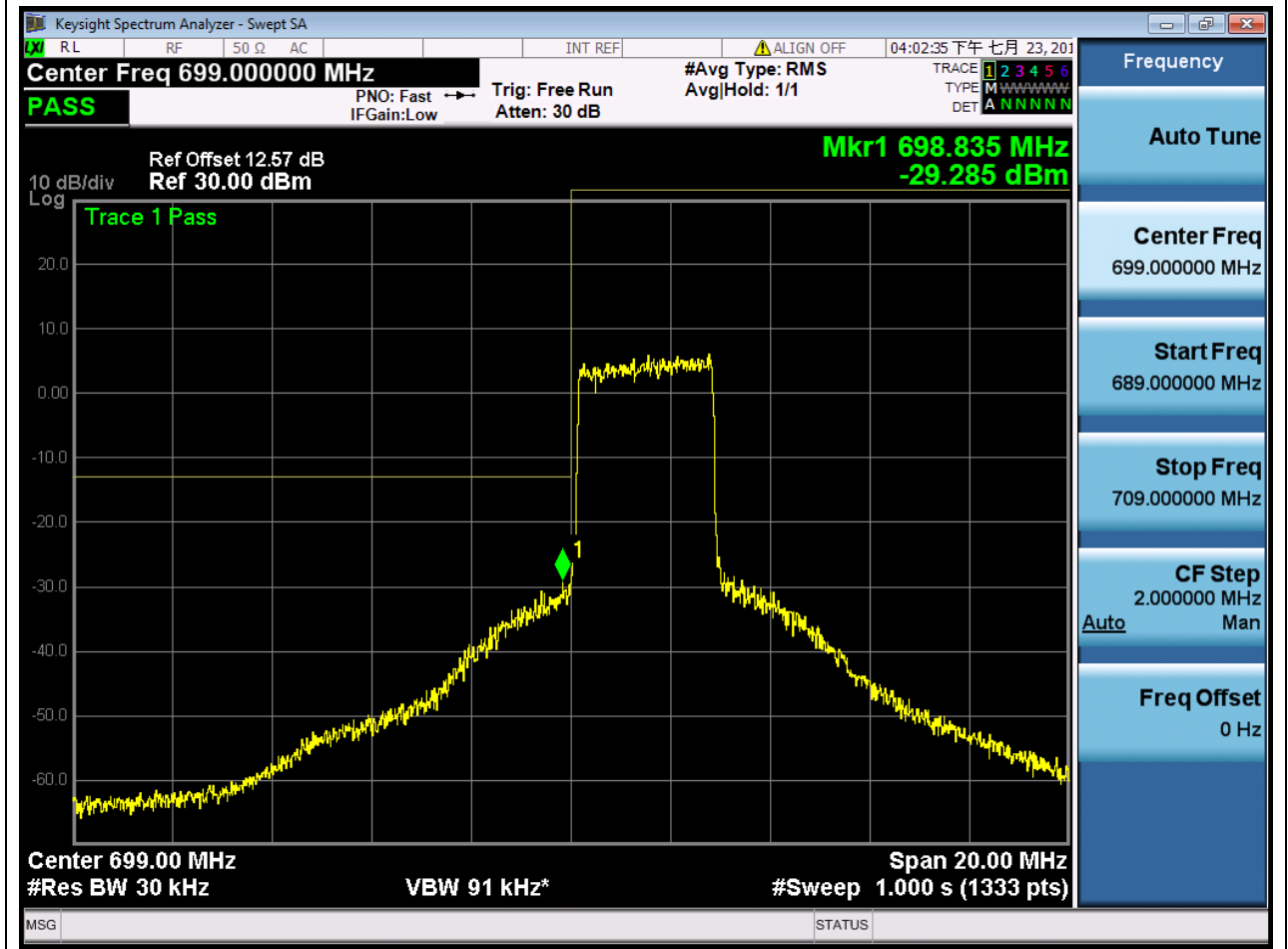
1.41. LTE Band Edge(NTNV)(Subtest:41, Channel:23025, Bandwidth:3, Modulation:Q16, RB Number: 8, RB Position:HIGH)

| Center Frequency (MHz) | Span (MHz) | RBW (MHz) | Detector | Frequency (MHz) | Power (dBm) | Verdict | Sweep Point |
|------------------------|------------|-----------|----------|-----------------|-------------|---------|-------------|
| 699 | 20 | 0.03 | RMS | 699 | -40.97 | Pass | 1333 |



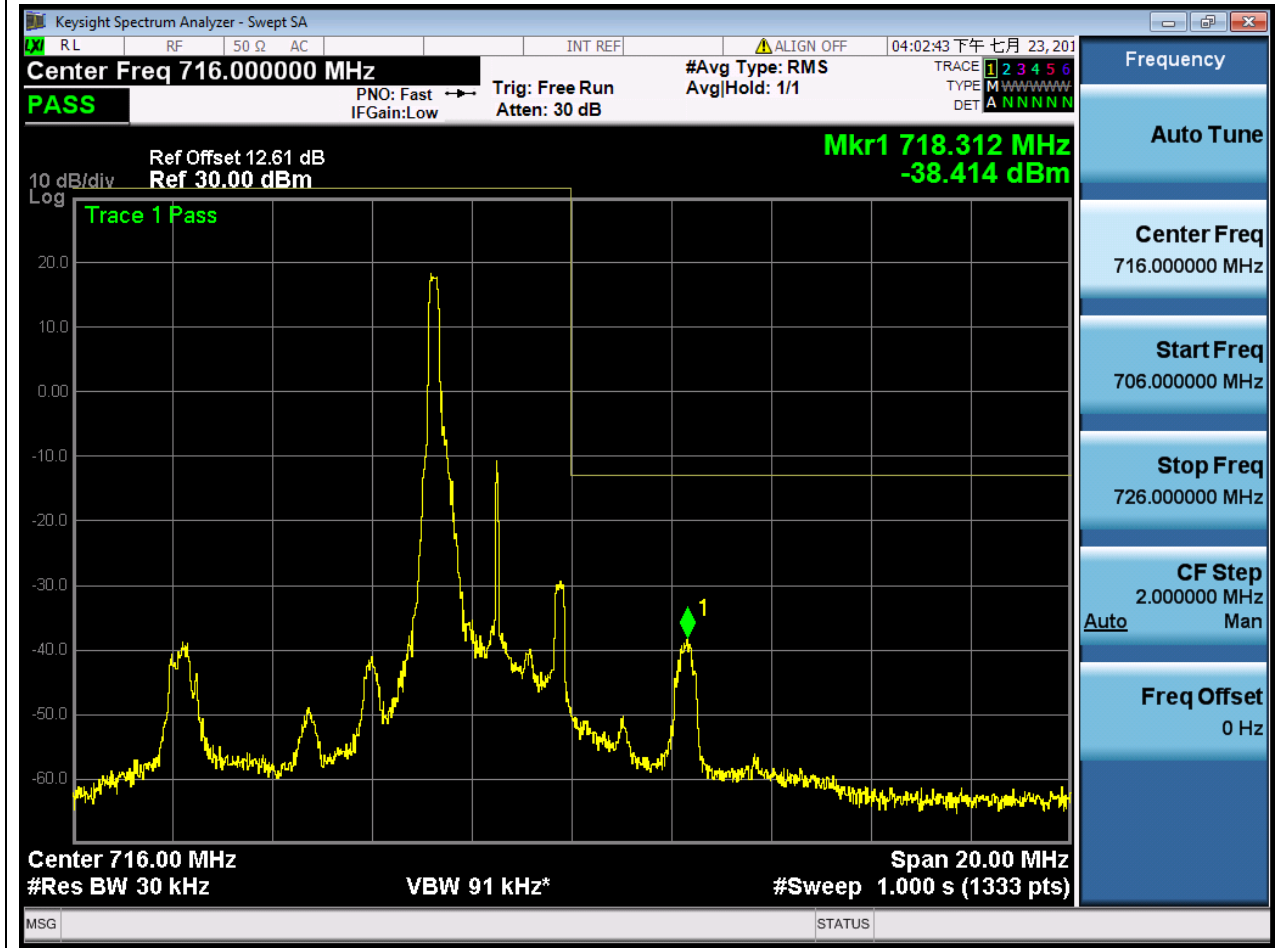
1.42. LTE Band Edge(NTNV)(Subtest:42, Channel:23025, Bandwidth:3, Modulation:Q16, RB Number: 15, RB Position:LOW)

| Center Frequency (MHz) | Span (MHz) | RBW (MHz) | Detector | Frequency (MHz) | Power (dBm) | Verdict | Sweep Point |
|------------------------|------------|-----------|----------|-----------------|-------------|---------|-------------|
| 699 | 20 | 0.03 | RMS | 698.835 | -29.28 | Pass | 1333 |



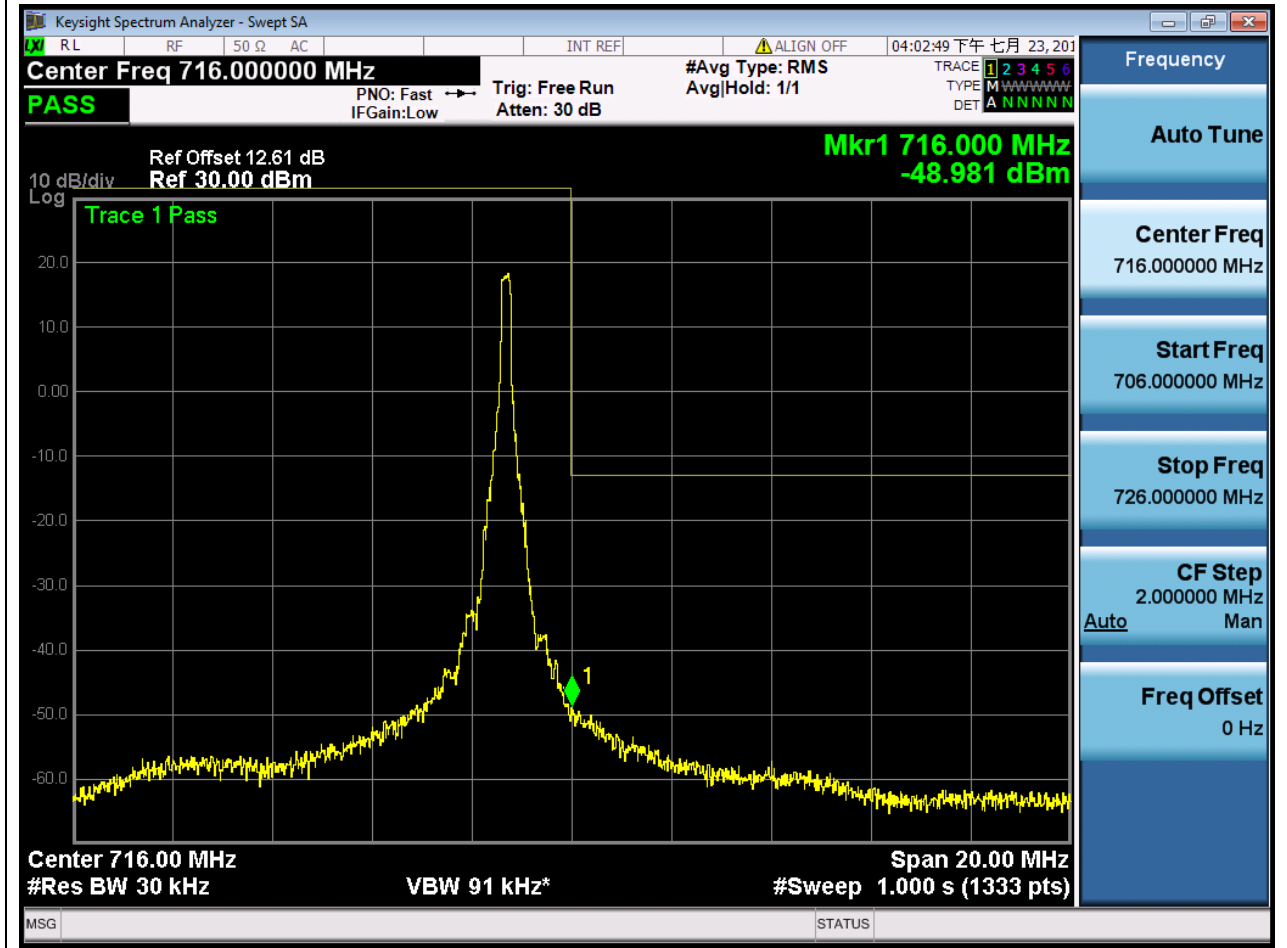
1.43. LTE Band Edge(NTNV)(Subtest:43, Channel:23165, Bandwidth:3, Modulation:QPSK, RB Number: 1, RB Position:LOW)

| Center Frequency (MHz) | Span (MHz) | RBW (MHz) | Detector | Frequency (MHz) | Power (dBm) | Verdict | Sweep Point |
|------------------------|------------|-----------|----------|-----------------|-------------|---------|-------------|
| 716 | 20 | 0.03 | RMS | 718.312 | -38.41 | Pass | 1333 |



1.44. LTE Band Edge(NTNV)(Subtest:44, Channel:23165, Bandwidth:3, Modulation:QPSK, RB Number: 1, RB Position:MID)

| Center Frequency (MHz) | Span (MHz) | RBW (MHz) | Detector | Frequency (MHz) | Power (dBm) | Verdict | Sweep Point |
|------------------------|------------|-----------|----------|-----------------|-------------|---------|-------------|
| 716 | 20 | 0.03 | RMS | 716 | -48.98 | Pass | 1333 |



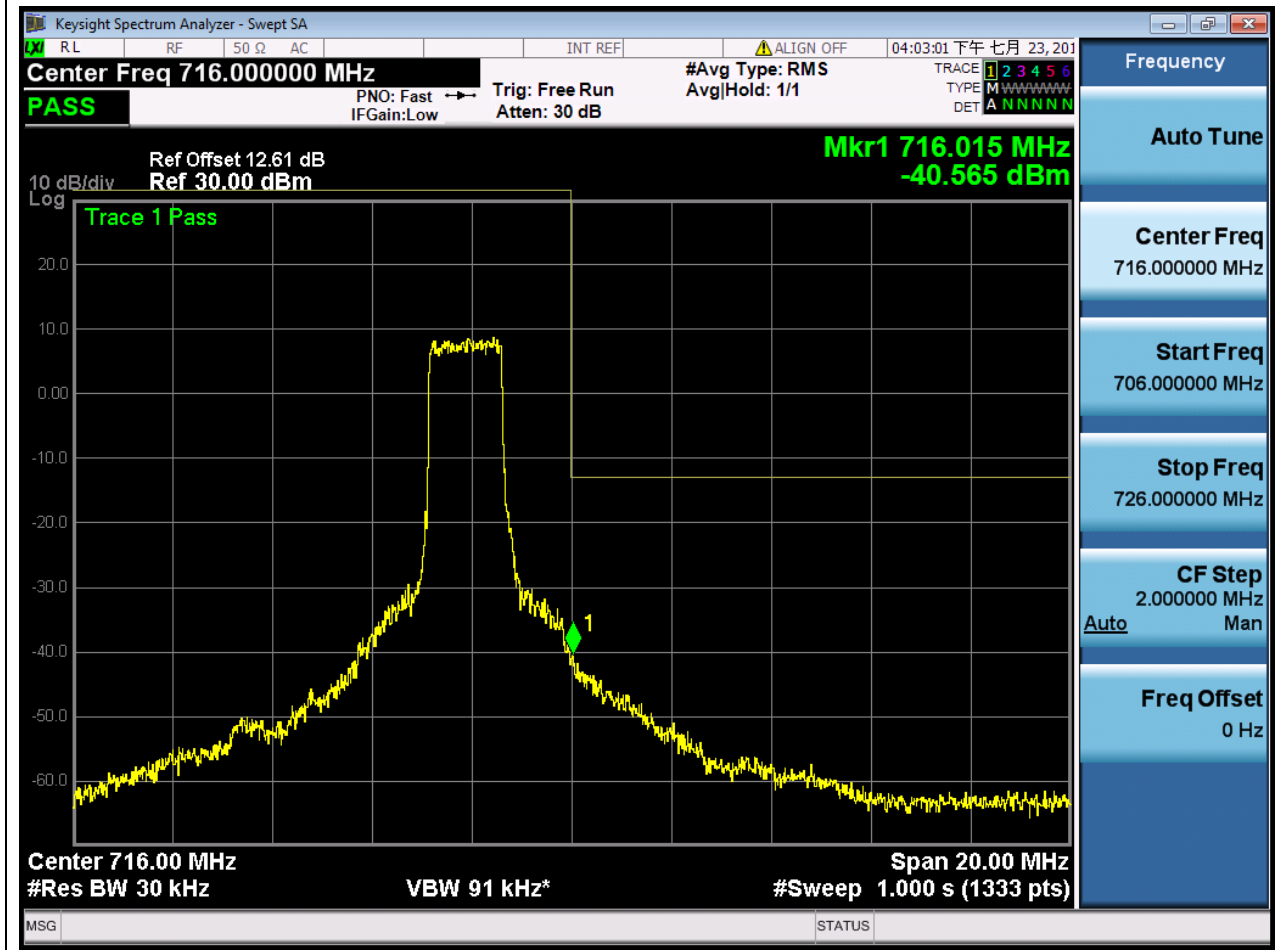
1.45. LTE Band Edge(NTNV)(Subtest:45, Channel:23165, Bandwidth:3, Modulation:QPSK, RB Number: 1, RB Position:HIGH)

| Center Frequency (MHz) | Span (MHz) | RBW (MHz) | Detector | Frequency (MHz) | Power (dBm) | Verdict | Sweep Point |
|------------------------|------------|-----------|----------|-----------------|-------------|---------|-------------|
| 716 | 20 | 0.03 | RMS | 716 | -20.74 | Pass | 1333 |



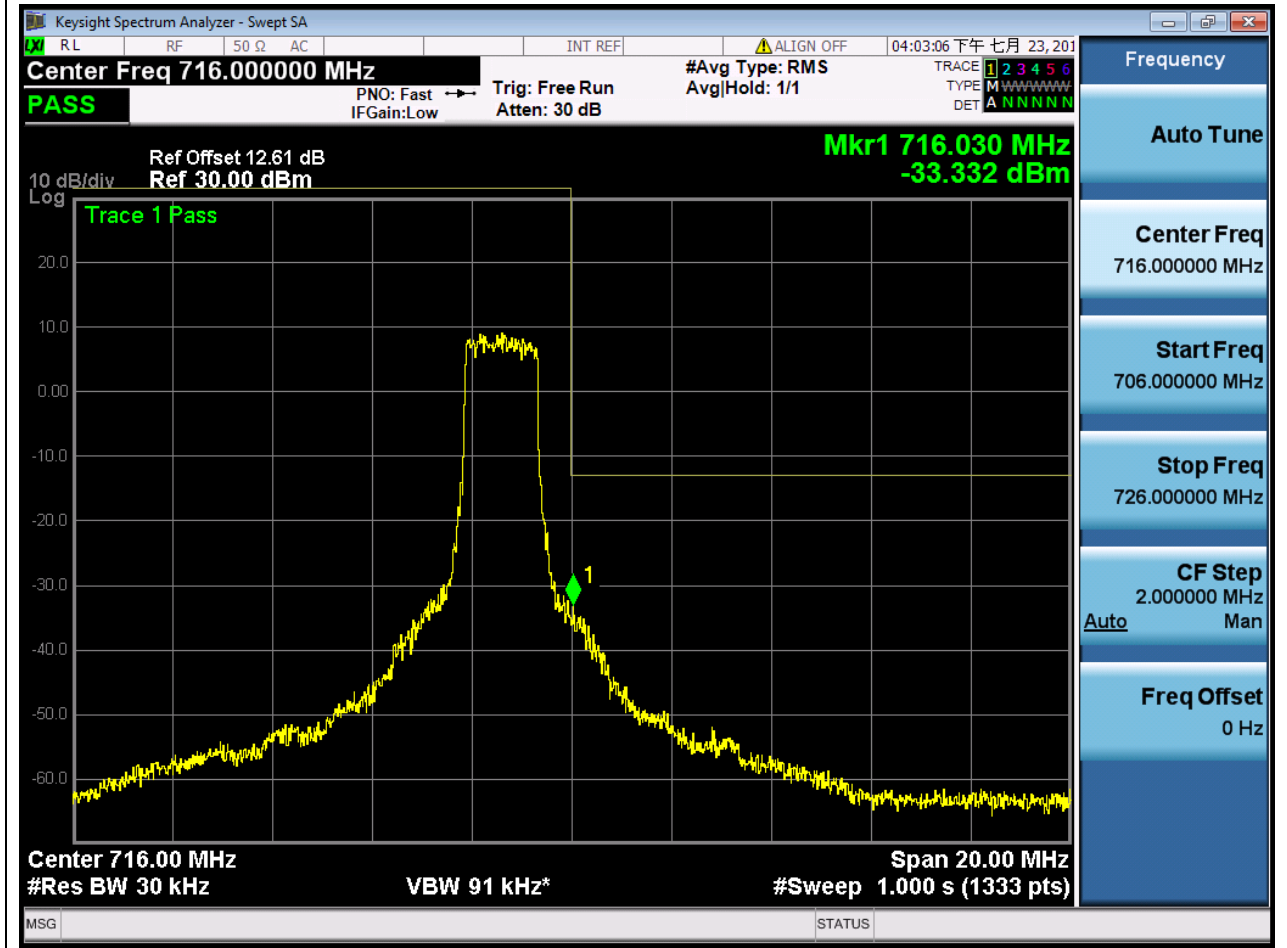
1.46. LTE Band Edge(NTNV)(Subtest:46, Channel:23165, Bandwidth:3, Modulation:QPSK, RB Number: 8, RB Position:LOW)

| Center Frequency (MHz) | Span (MHz) | RBW (MHz) | Detector | Frequency (MHz) | Power (dBm) | Verdict | Sweep Point |
|------------------------|------------|-----------|----------|-----------------|-------------|---------|-------------|
| 716 | 20 | 0.03 | RMS | 716.015 | -40.56 | Pass | 1333 |



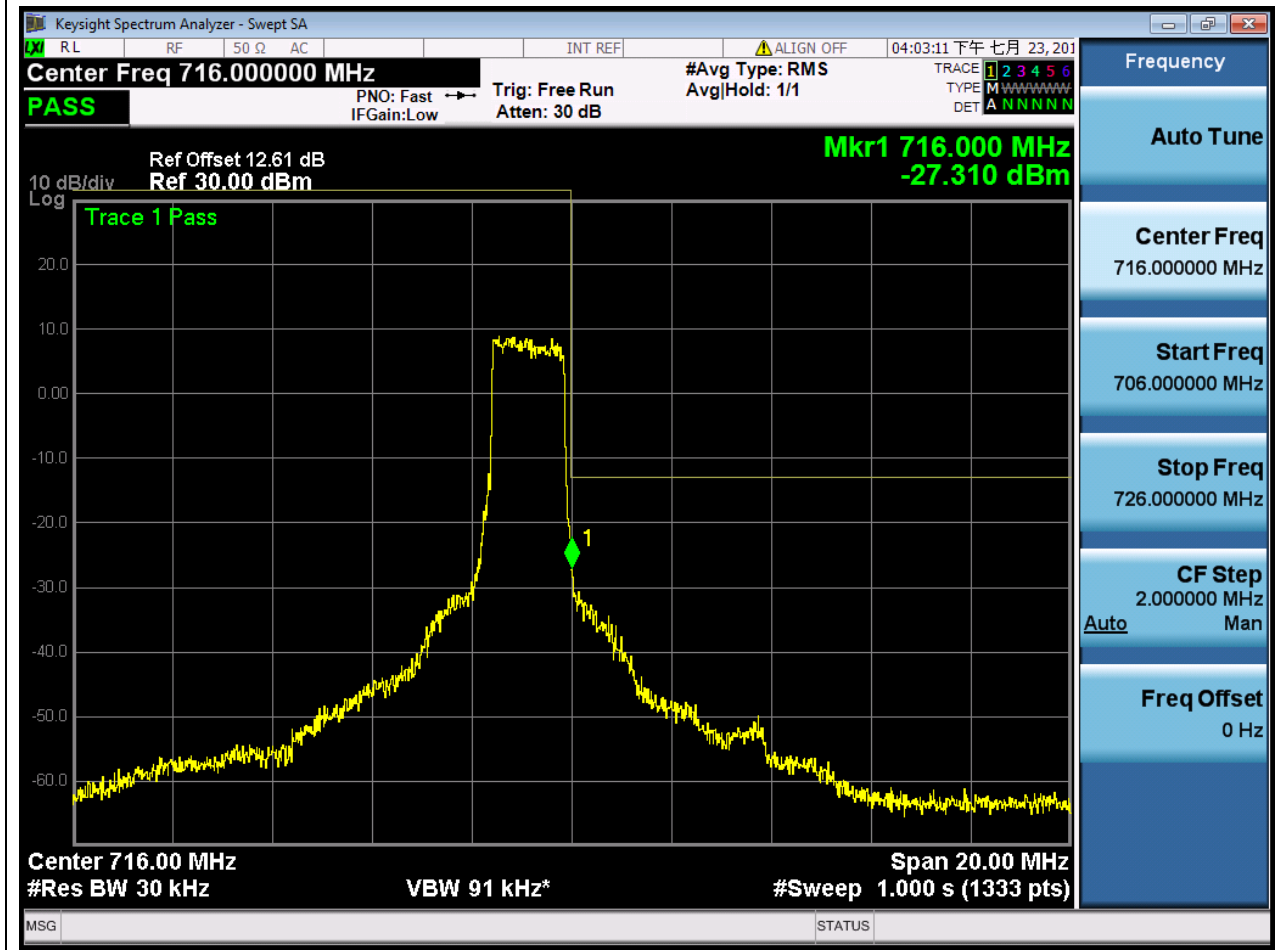
1.47. LTE Band Edge(NTNV)(Subtest:47, Channel:23165, Bandwidth:3, Modulation:QPSK, RB Number: 8, RB Position:MID)

| Center Frequency (MHz) | Span (MHz) | RBW (MHz) | Detector | Frequency (MHz) | Power (dBm) | Verdict | Sweep Point |
|------------------------|------------|-----------|----------|-----------------|-------------|---------|-------------|
| 716 | 20 | 0.03 | RMS | 716.03 | -33.33 | Pass | 1333 |



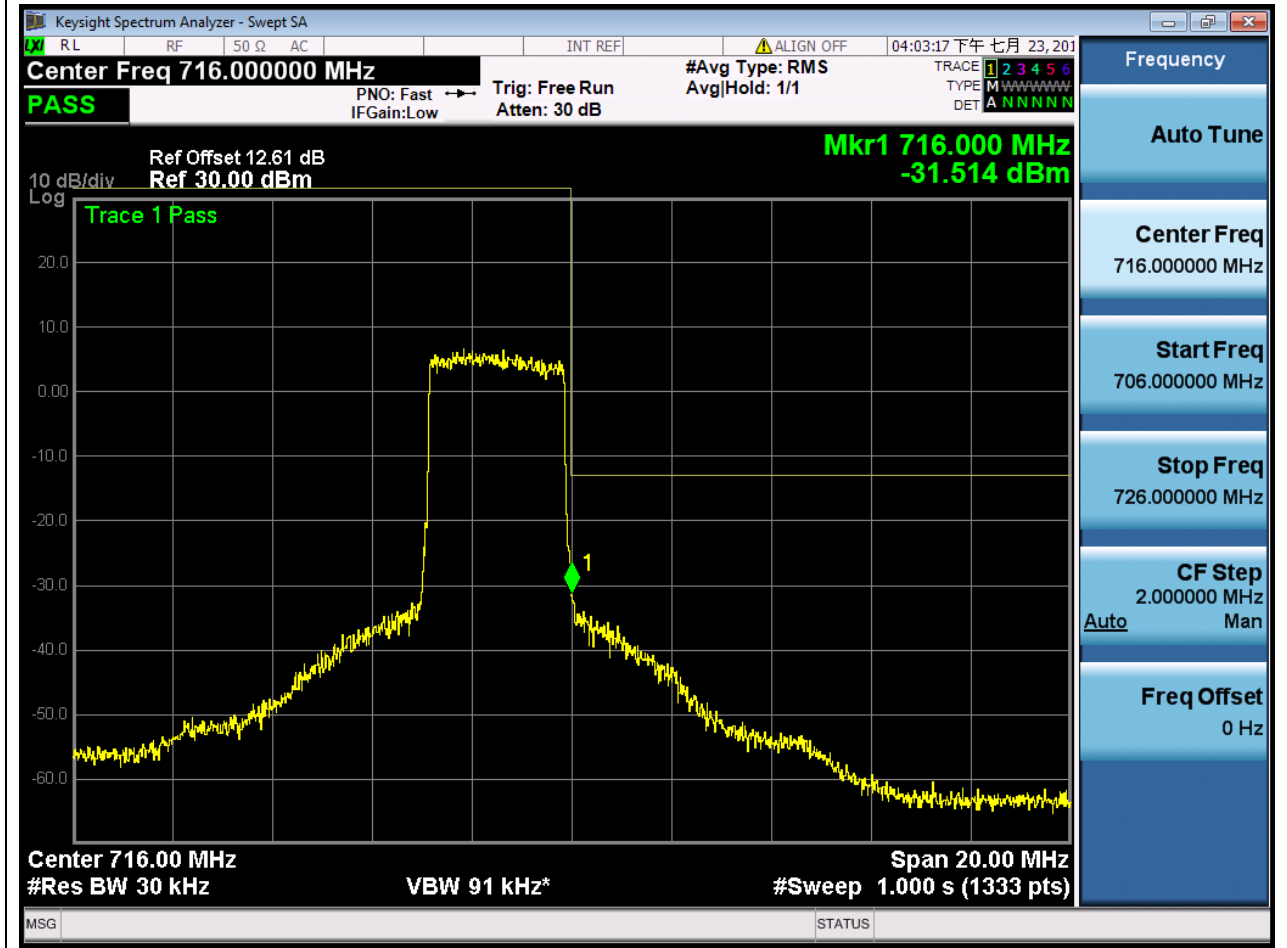
1.48. LTE Band Edge(NTNV)(Subtest:48, Channel:23165, Bandwidth:3, Modulation:QPSK, RB Number: 8, RB Position:HIGH)

| Center Frequency (MHz) | Span (MHz) | RBW (MHz) | Detector | Frequency (MHz) | Power (dBm) | Verdict | Sweep Point |
|------------------------|------------|-----------|----------|-----------------|-------------|---------|-------------|
| 716 | 20 | 0.03 | RMS | 716 | -27.31 | Pass | 1333 |



1.49. LTE Band Edge(NTNV)(Subtest:49, Channel:23165, Bandwidth:3, Modulation:QPSK, RB Number: 15, RB Position:LOW)

| Center Frequency (MHz) | Span (MHz) | RBW (MHz) | Detector | Frequency (MHz) | Power (dBm) | Verdict | Sweep Point |
|------------------------|------------|-----------|----------|-----------------|-------------|---------|-------------|
| 716 | 20 | 0.03 | RMS | 716 | -31.51 | Pass | 1333 |



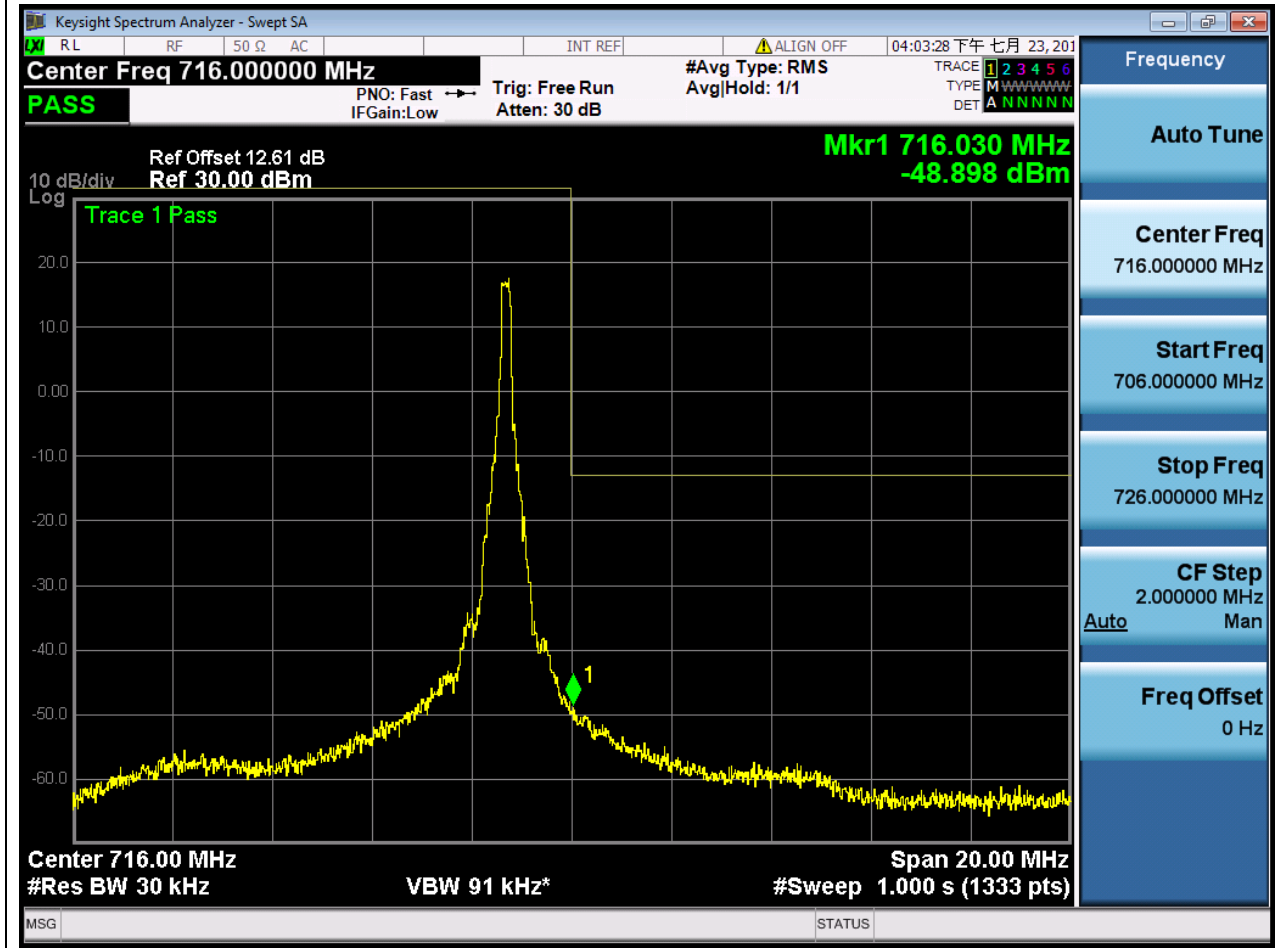
1.50. LTE Band Edge(NTNV)(Subtest:50, Channel:23165, Bandwidth:3, Modulation:Q16, RB Number: 1, RB Position:LOW)

| Center Frequency (MHz) | Span (MHz) | RBW (MHz) | Detector | Frequency (MHz) | Power (dBm) | Verdict | Sweep Point |
|------------------------|------------|-----------|----------|-----------------|-------------|---------|-------------|
| 716 | 20 | 0.03 | RMS | 718.222 | -38.95 | Pass | 1333 |



1.51. LTE Band Edge(NTNV)(Subtest:51, Channel:23165, Bandwidth:3, Modulation:Q16, RB Number: 1, RB Position:MID)

| Center Frequency (MHz) | Span (MHz) | RBW (MHz) | Detector | Frequency (MHz) | Power (dBm) | Verdict | Sweep Point |
|------------------------|------------|-----------|----------|-----------------|-------------|---------|-------------|
| 716 | 20 | 0.03 | RMS | 716.03 | -48.9 | Pass | 1333 |



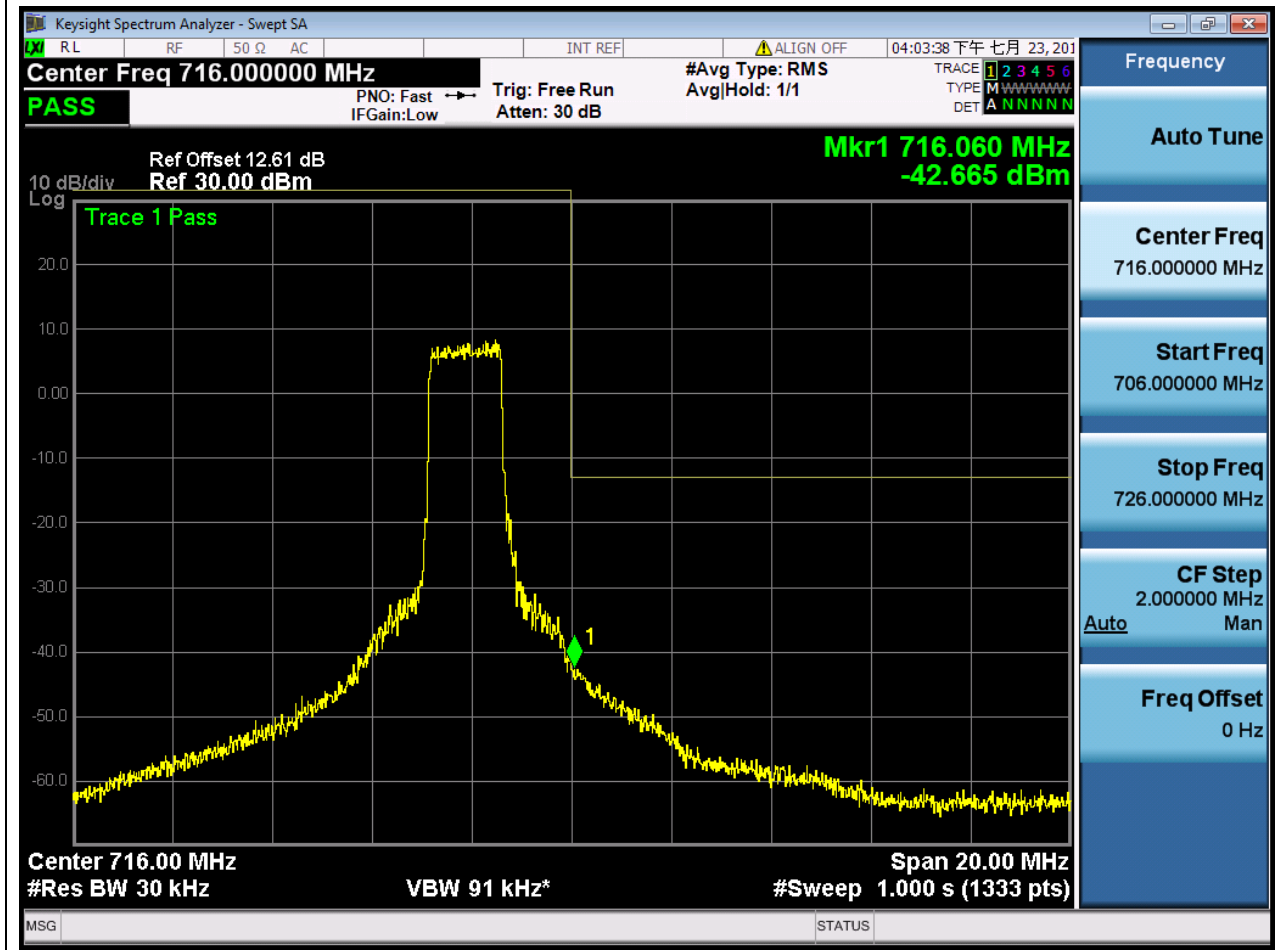
1.52. LTE Band Edge(NTNV)(Subtest:52, Channel:23165, Bandwidth:3, Modulation:Q16, RB Number: 1, RB Position:HIGH)

| Center Frequency (MHz) | Span (MHz) | RBW (MHz) | Detector | Frequency (MHz) | Power (dBm) | Verdict | Sweep Point |
|------------------------|------------|-----------|----------|-----------------|-------------|---------|-------------|
| 716 | 20 | 0.03 | RMS | 716 | -20.74 | Pass | 1333 |



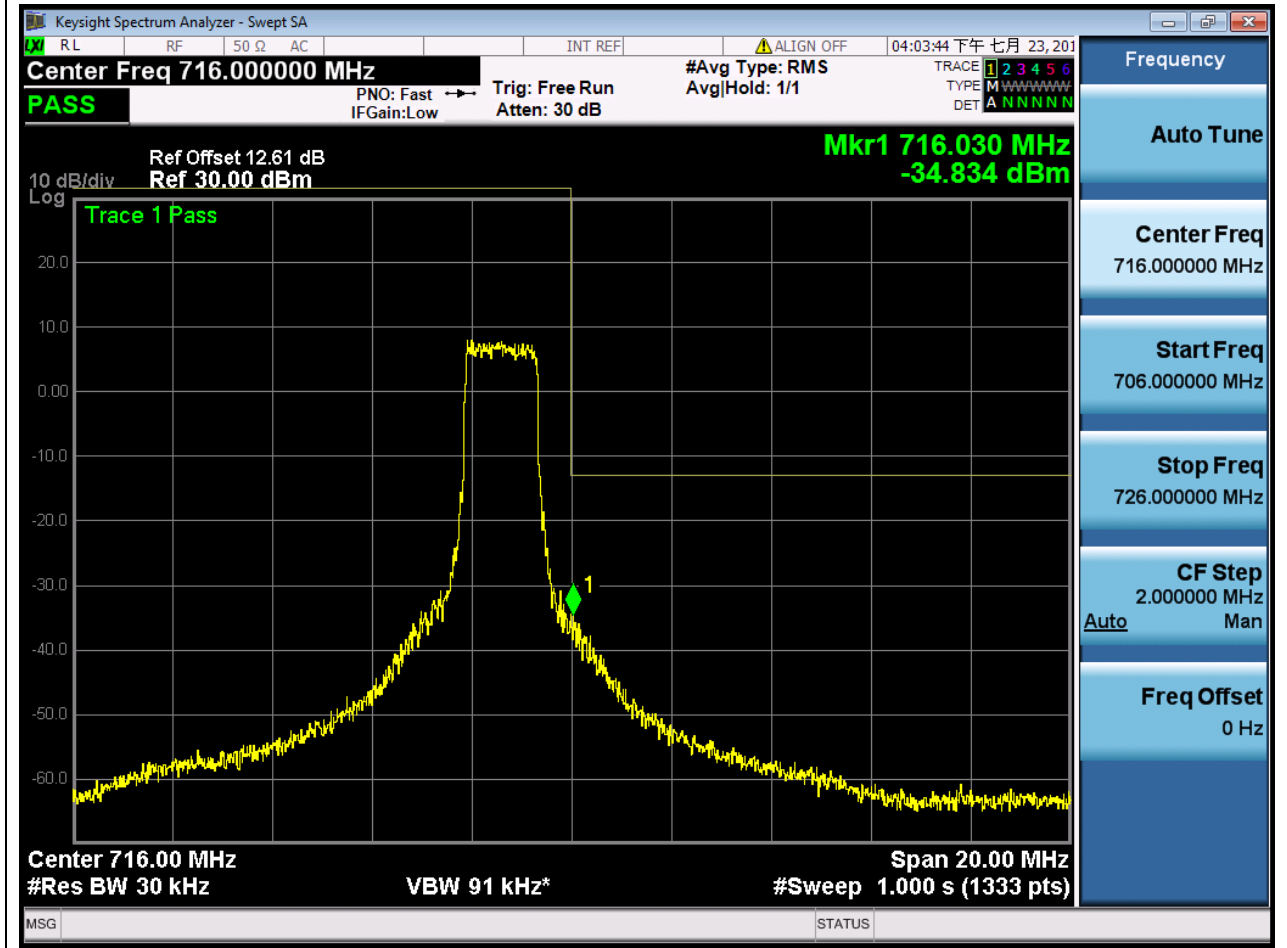
1.53. LTE Band Edge(NTNV)(Subtest:53, Channel:23165, Bandwidth:3, Modulation:Q16, RB Number: 8, RB Position:LOW)

| Center Frequency (MHz) | Span (MHz) | RBW (MHz) | Detector | Frequency (MHz) | Power (dBm) | Verdict | Sweep Point |
|------------------------|------------|-----------|----------|-----------------|-------------|---------|-------------|
| 716 | 20 | 0.03 | RMS | 716.06 | -42.67 | Pass | 1333 |



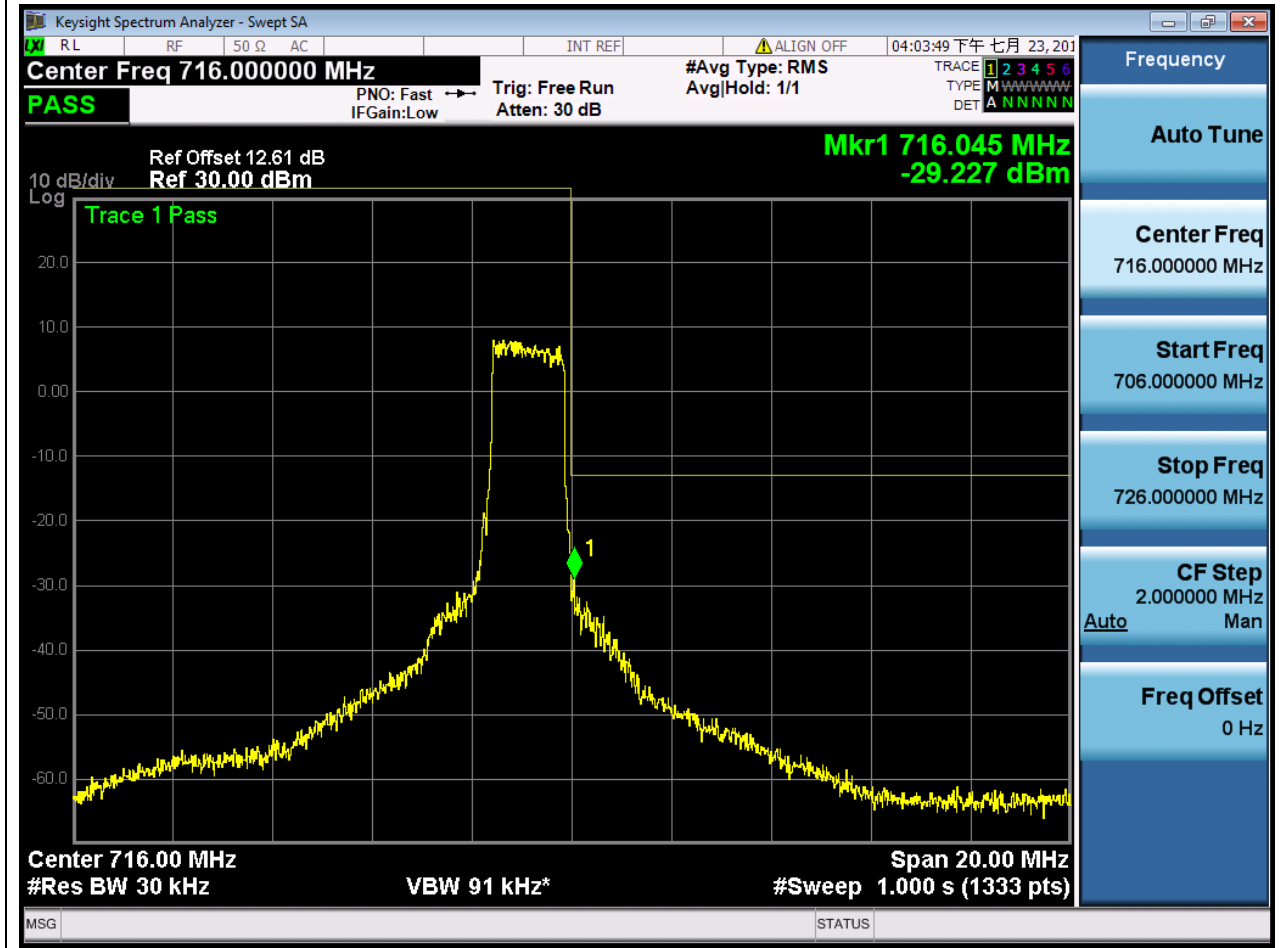
1.54. LTE Band Edge(NTNV)(Subtest:54, Channel:23165, Bandwidth:3, Modulation:Q16, RB Number: 8, RB Position:MID)

| Center Frequency (MHz) | Span (MHz) | RBW (MHz) | Detector | Frequency (MHz) | Power (dBm) | Verdict | Sweep Point |
|------------------------|------------|-----------|----------|-----------------|-------------|---------|-------------|
| 716 | 20 | 0.03 | RMS | 716.03 | -34.83 | Pass | 1333 |



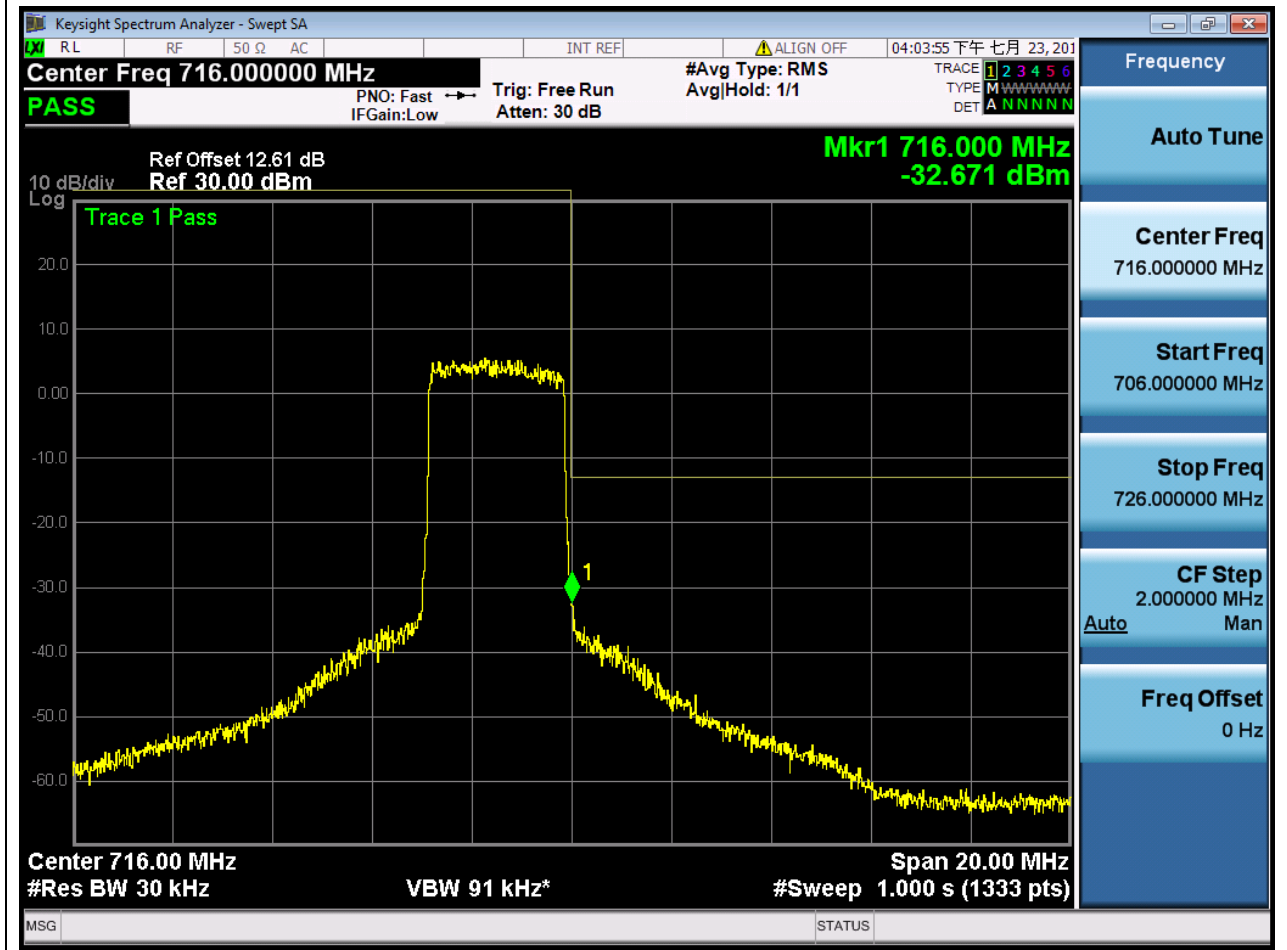
1.55. LTE Band Edge(NTNV)(Subtest:55, Channel:23165, Bandwidth:3, Modulation:Q16, RB Number: 8, RB Position:HIGH)

| Center Frequency (MHz) | Span (MHz) | RBW (MHz) | Detector | Frequency (MHz) | Power (dBm) | Verdict | Sweep Point |
|------------------------|------------|-----------|----------|-----------------|-------------|---------|-------------|
| 716 | 20 | 0.03 | RMS | 716.045 | -29.23 | Pass | 1333 |



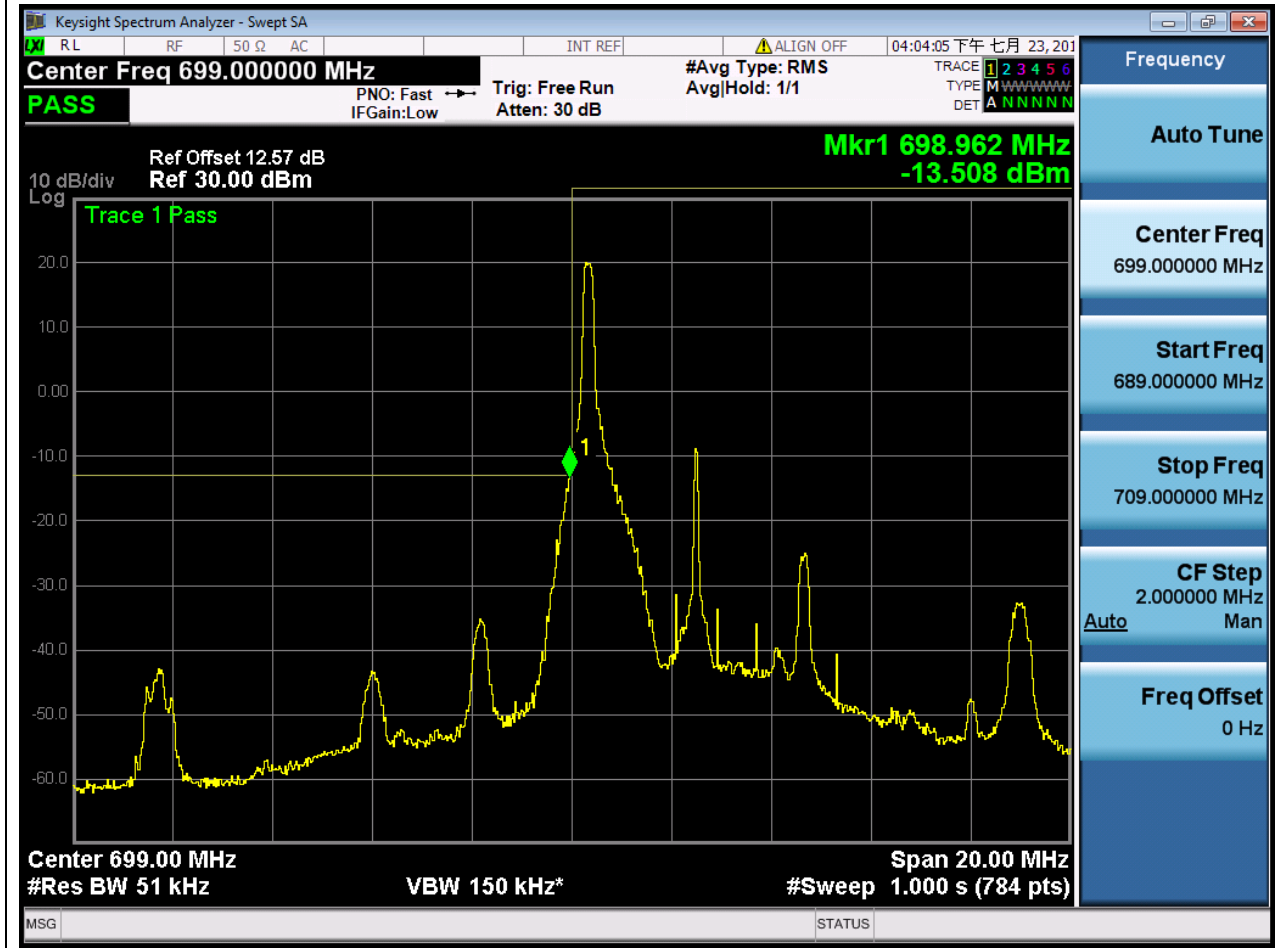
1.56. LTE Band Edge(NTNV)(Subtest:56, Channel:23165, Bandwidth:3, Modulation:Q16, RB Number: 15, RB Position:LOW)

| Center Frequency (MHz) | Span (MHz) | RBW (MHz) | Detector | Frequency (MHz) | Power (dBm) | Verdict | Sweep Point |
|------------------------|------------|-----------|----------|-----------------|-------------|---------|-------------|
| 716 | 20 | 0.03 | RMS | 716 | -32.67 | Pass | 1333 |



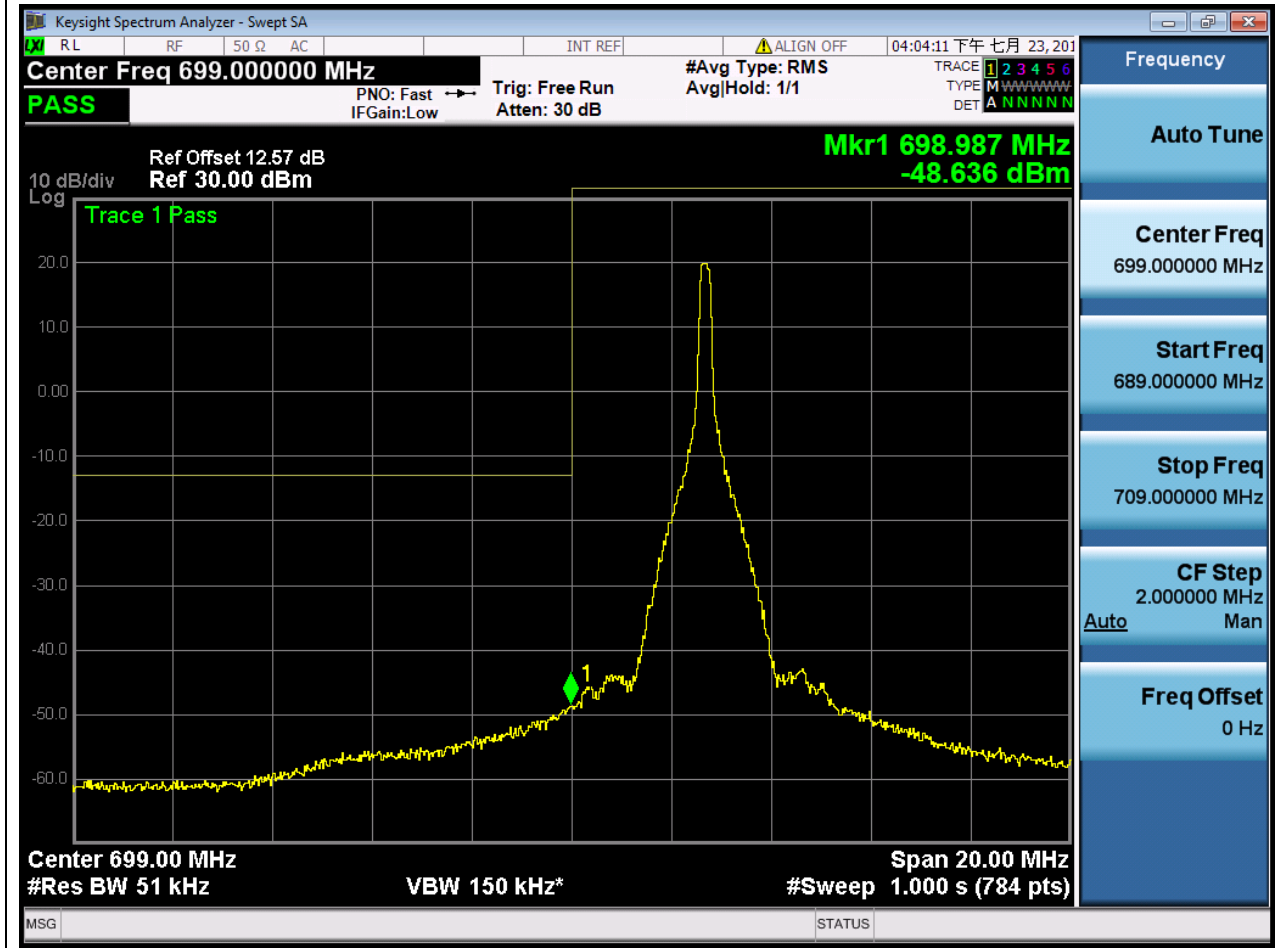
1.57. LTE Band Edge(NTNV)(Subtest:57, Channel:23035, Bandwidth:5, Modulation:QPSK, RB Number: 1, RB Position:LOW)

| Center Frequency (MHz) | Span (MHz) | RBW (MHz) | Detector | Frequency (MHz) | Power (dBm) | Verdict | Sweep Point |
|------------------------|------------|-----------|----------|-----------------|-------------|---------|-------------|
| 699 | 20 | 0.051 | RMS | 698.962 | -13.51 | Pass | 784 |



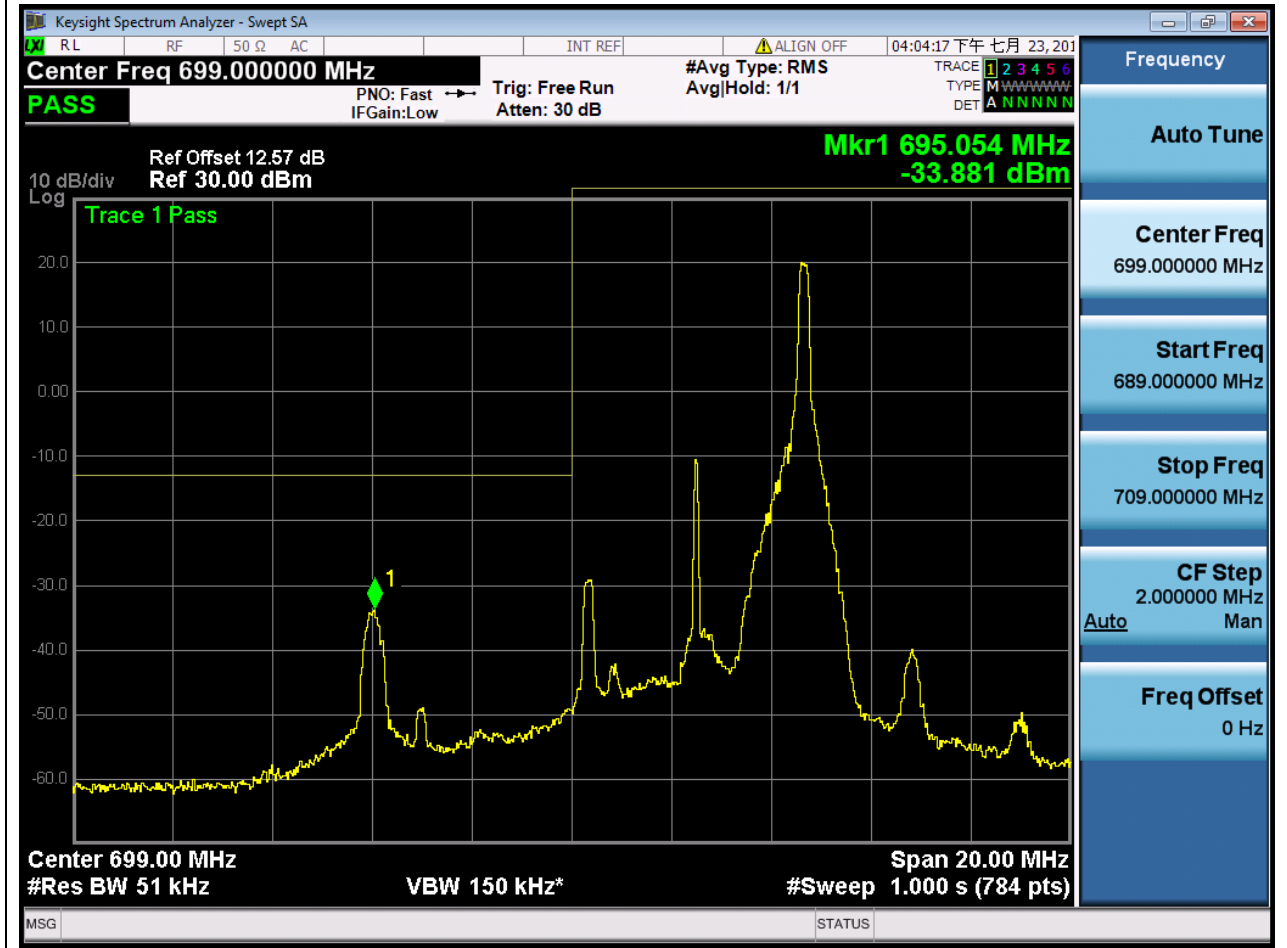
1.58. LTE Band Edge(NTNV)(Subtest:58, Channel:23035, Bandwidth:5, Modulation:QPSK, RB Number: 1, RB Position:MID)

| Center Frequency (MHz) | Span (MHz) | RBW (MHz) | Detector | Frequency (MHz) | Power (dBm) | Verdict | Sweep Point |
|------------------------|------------|-----------|----------|-----------------|-------------|---------|-------------|
| 699 | 20 | 0.051 | RMS | 698.987 | -48.64 | Pass | 784 |



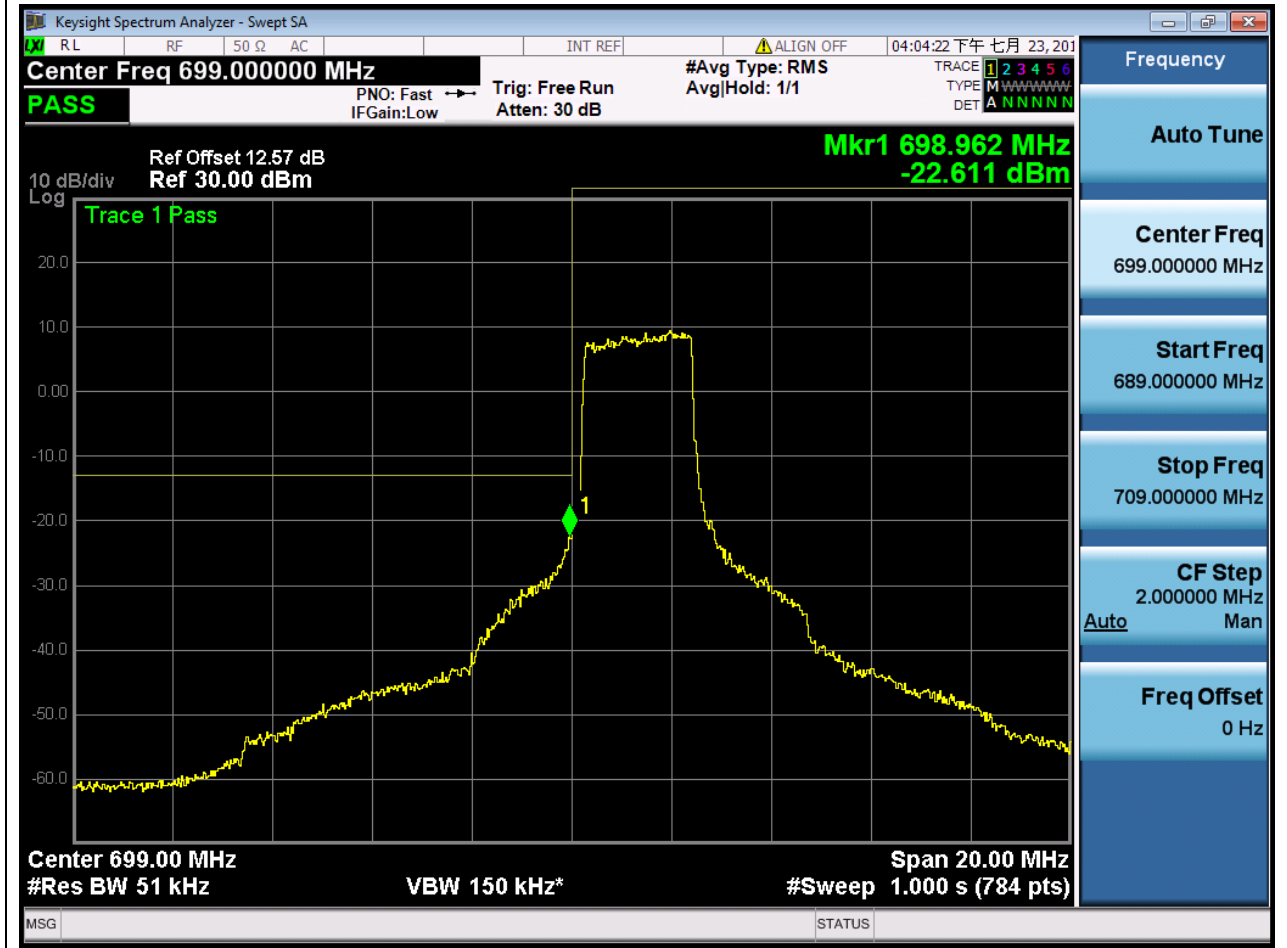
1.59. LTE Band Edge(NTNV)(Subtest:59, Channel:23035, Bandwidth:5, Modulation:QPSK, RB Number: 1, RB Position:HIGH)

| Center Frequency (MHz) | Span (MHz) | RBW (MHz) | Detector | Frequency (MHz) | Power (dBm) | Verdict | Sweep Point |
|------------------------|------------|-----------|----------|-----------------|-------------|---------|-------------|
| 699 | 20 | 0.051 | RMS | 695.054 | -33.88 | Pass | 784 |



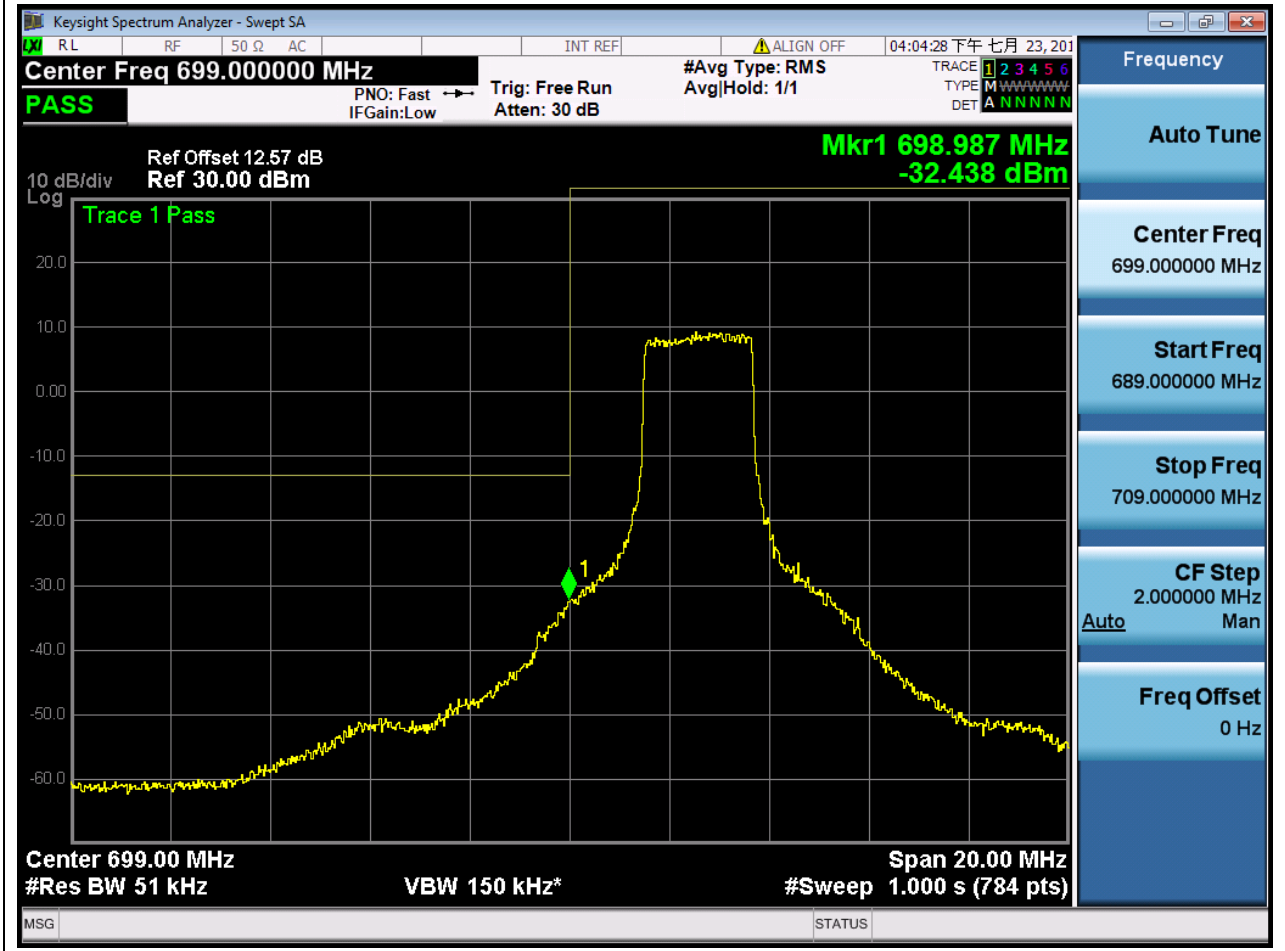
1.60. LTE Band Edge(NTNV)(Subtest:60, Channel:23035, Bandwidth:5, Modulation:QPSK, RB Number: 12, RB Position:LOW)

| Center Frequency (MHz) | Span (MHz) | RBW (MHz) | Detector | Frequency (MHz) | Power (dBm) | Verdict | Sweep Point |
|------------------------|------------|-----------|----------|-----------------|-------------|---------|-------------|
| 699 | 20 | 0.051 | RMS | 698.962 | -22.61 | Pass | 784 |



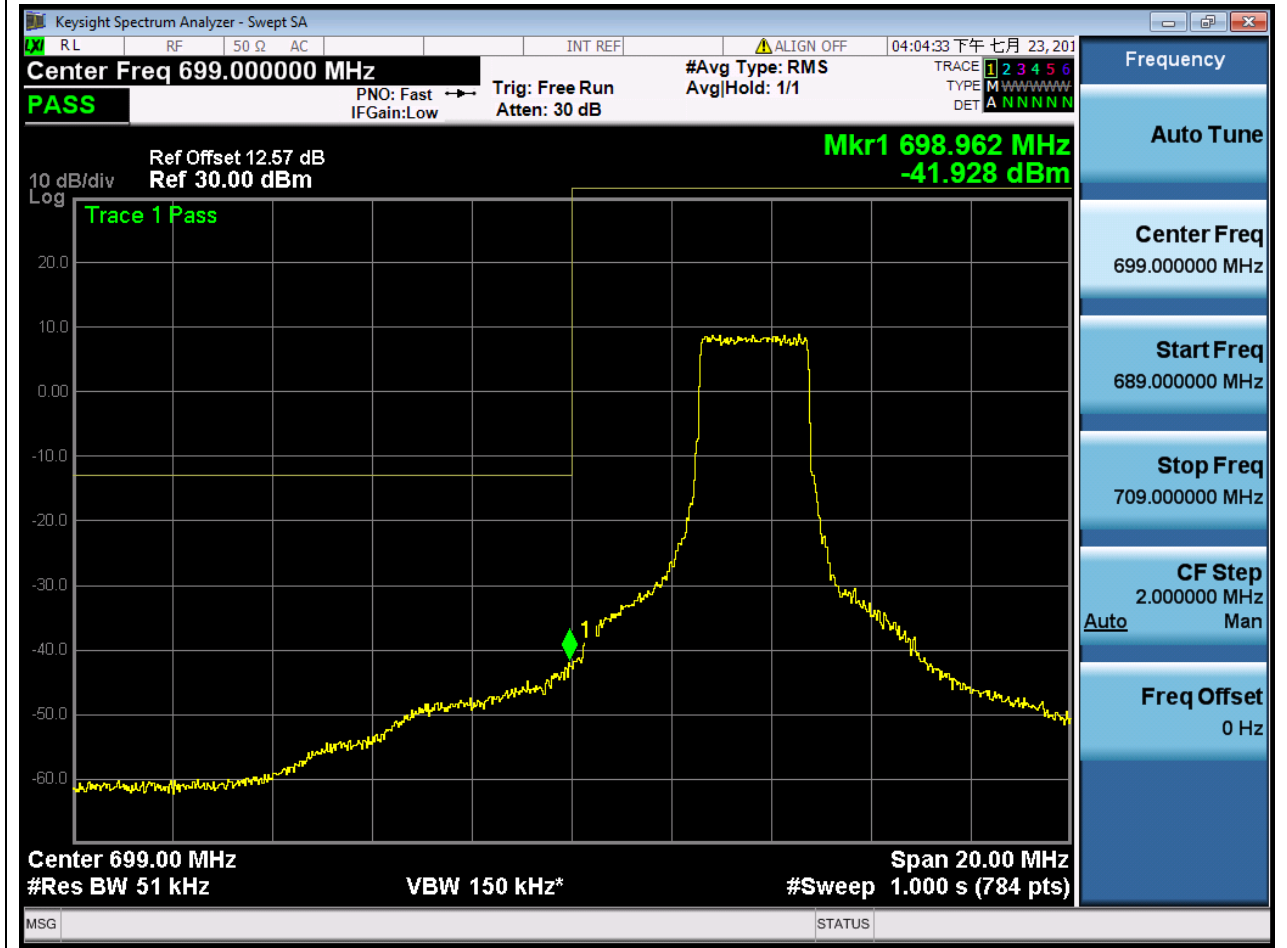
1.61. LTE Band Edge(NTNV)(Subtest:61, Channel:23035, Bandwidth:5, Modulation:QPSK, RB Number: 12, RB Position:MID)

| Center Frequency (MHz) | Span (MHz) | RBW (MHz) | Detector | Frequency (MHz) | Power (dBm) | Verdict | Sweep Point |
|------------------------|------------|-----------|----------|-----------------|-------------|---------|-------------|
| 699 | 20 | 0.051 | RMS | 698.987 | -32.44 | Pass | 784 |



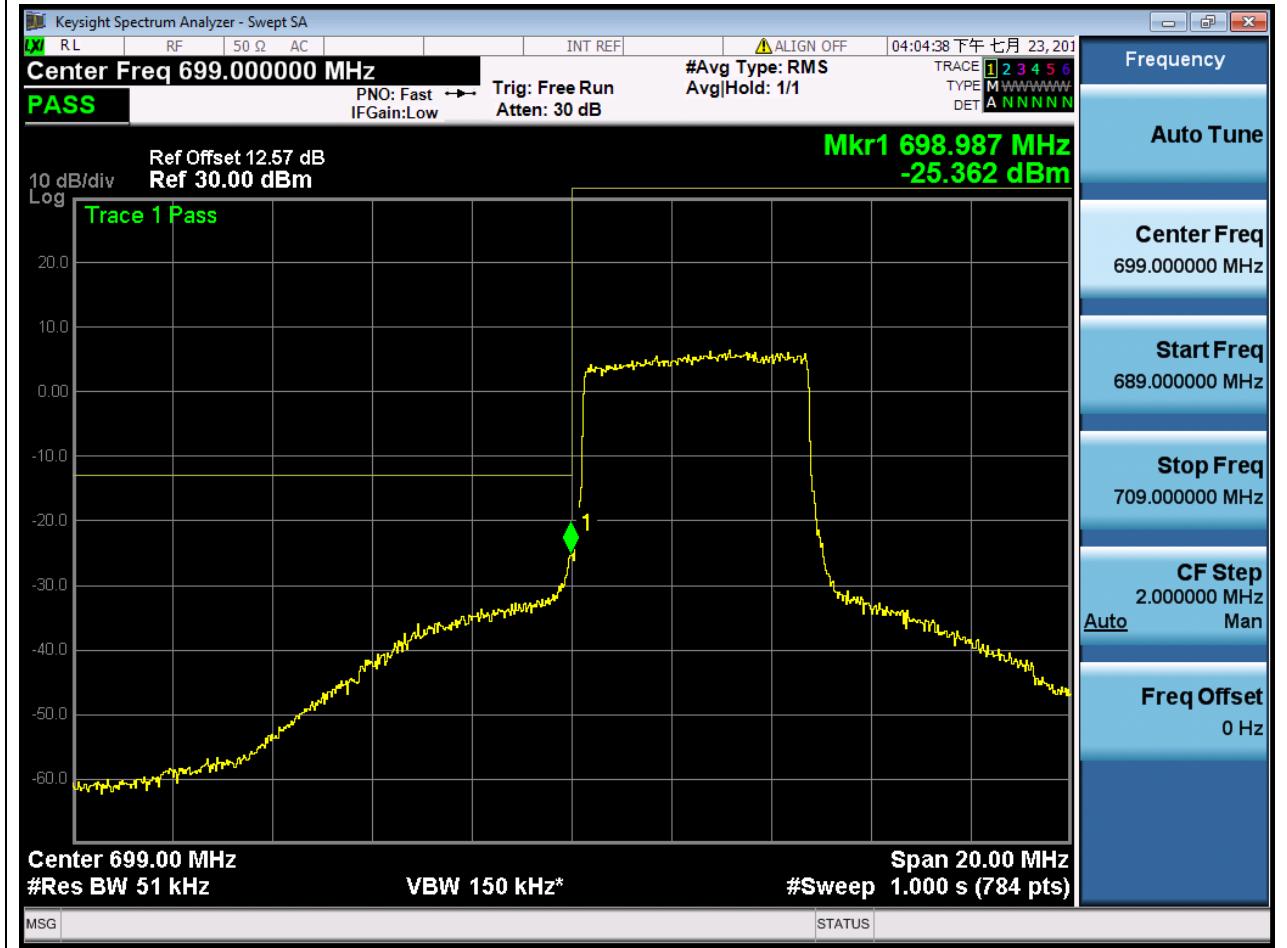
1.62. LTE Band Edge(NTNV)(Subtest:62, Channel:23035, Bandwidth:5, Modulation:QPSK, RB Number: 12, RB Position:HIGH)

| Center Frequency (MHz) | Span (MHz) | RBW (MHz) | Detector | Frequency (MHz) | Power (dBm) | Verdict | Sweep Point |
|------------------------|------------|-----------|----------|-----------------|-------------|---------|-------------|
| 699 | 20 | 0.051 | RMS | 698.962 | -41.93 | Pass | 784 |



1.63. LTE Band Edge(NTNV)(Subtest:63, Channel:23035, Bandwidth:5, Modulation:QPSK, RB Number: 25, RB Position:LOW)

| Center Frequency (MHz) | Span (MHz) | RBW (MHz) | Detector | Frequency (MHz) | Power (dBm) | Verdict | Sweep Point |
|------------------------|------------|-----------|----------|-----------------|-------------|---------|-------------|
| 699 | 20 | 0.051 | RMS | 698.987 | -25.36 | Pass | 784 |



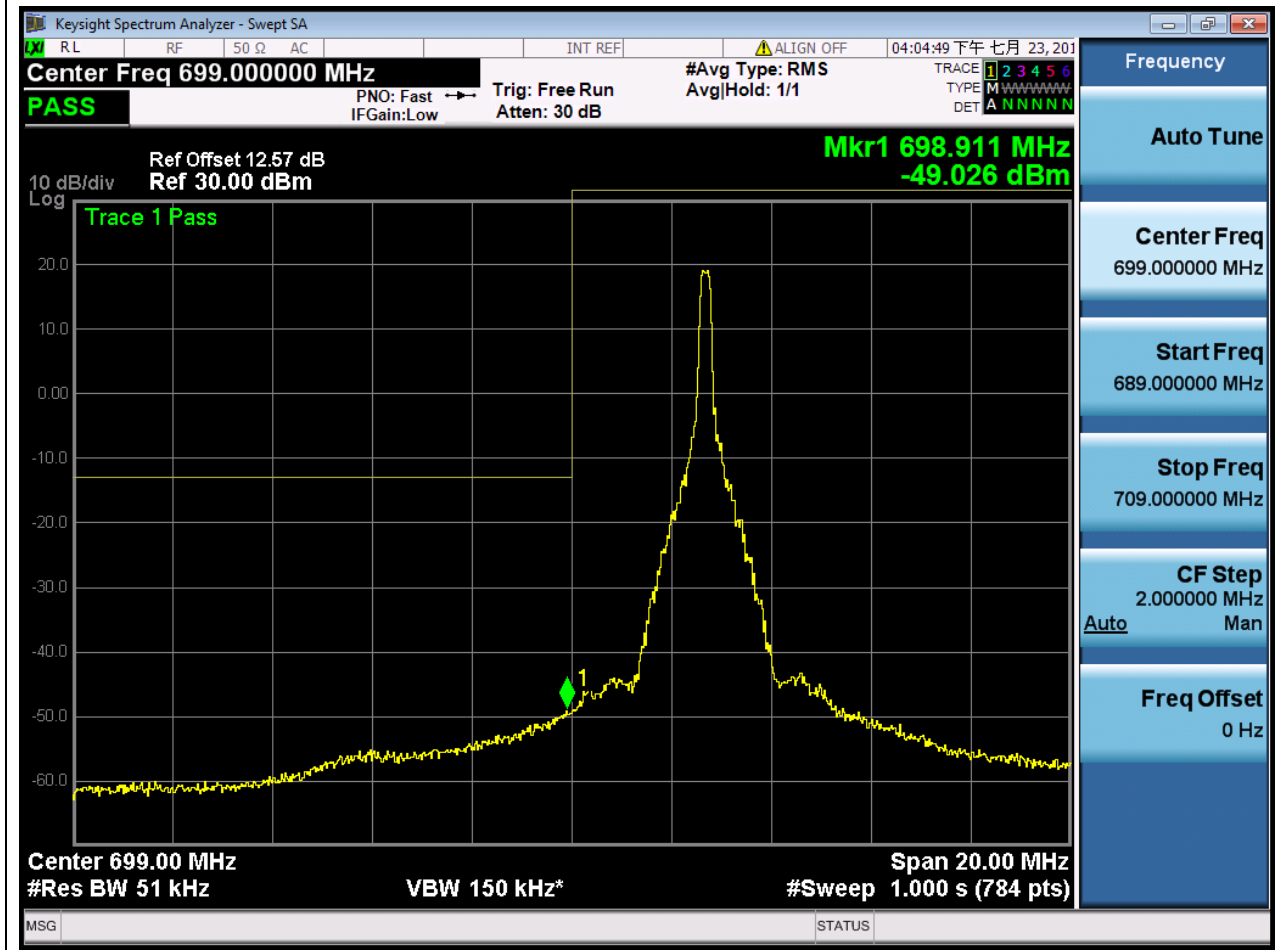
1.64. LTE Band Edge(NTNV)(Subtest:64, Channel:23035, Bandwidth:5, Modulation:Q16, RB Number: 1, RB Position:LOW)

| Center Frequency (MHz) | Span (MHz) | RBW (MHz) | Detector | Frequency (MHz) | Power (dBm) | Verdict | Sweep Point |
|------------------------|------------|-----------|----------|-----------------|-------------|---------|-------------|
| 699 | 20 | 0.051 | RMS | 698.962 | -14.27 | Pass | 784 |



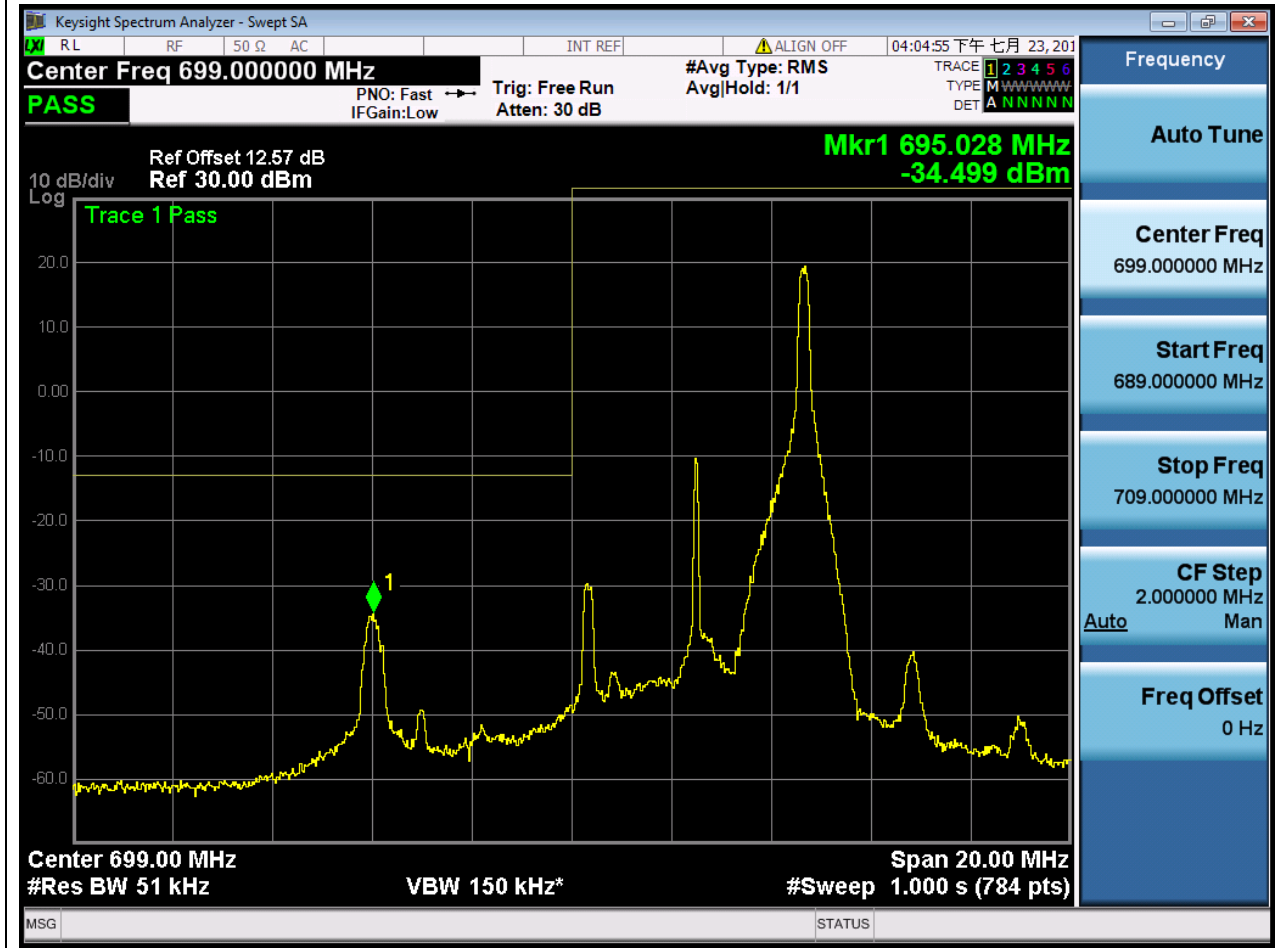
1.65. LTE Band Edge(NTNV)(Subtest:65, Channel:23035, Bandwidth:5, Modulation:Q16, RB Number: 1, RB Position:MID)

| Center Frequency (MHz) | Span (MHz) | RBW (MHz) | Detector | Frequency (MHz) | Power (dBm) | Verdict | Sweep Point |
|------------------------|------------|-----------|----------|-----------------|-------------|---------|-------------|
| 699 | 20 | 0.051 | RMS | 698.911 | -49.03 | Pass | 784 |



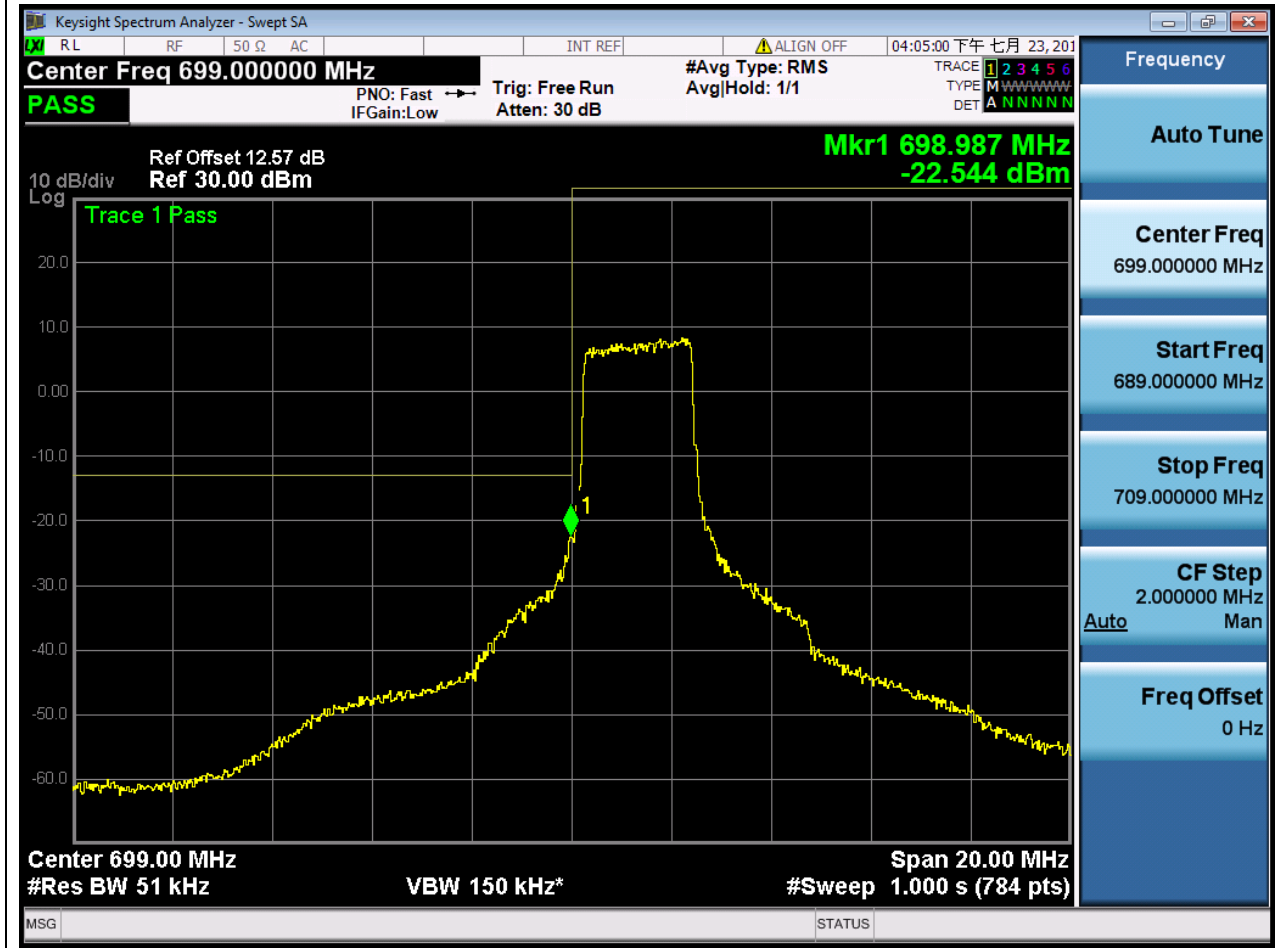
1.66. LTE Band Edge(NTNV)(Subtest:66, Channel:23035, Bandwidth:5, Modulation:Q16, RB Number: 1, RB Position:HIGH)

| Center Frequency (MHz) | Span (MHz) | RBW (MHz) | Detector | Frequency (MHz) | Power (dBm) | Verdict | Sweep Point |
|------------------------|------------|-----------|----------|-----------------|-------------|---------|-------------|
| 699 | 20 | 0.051 | RMS | 695.028 | -34.5 | Pass | 784 |



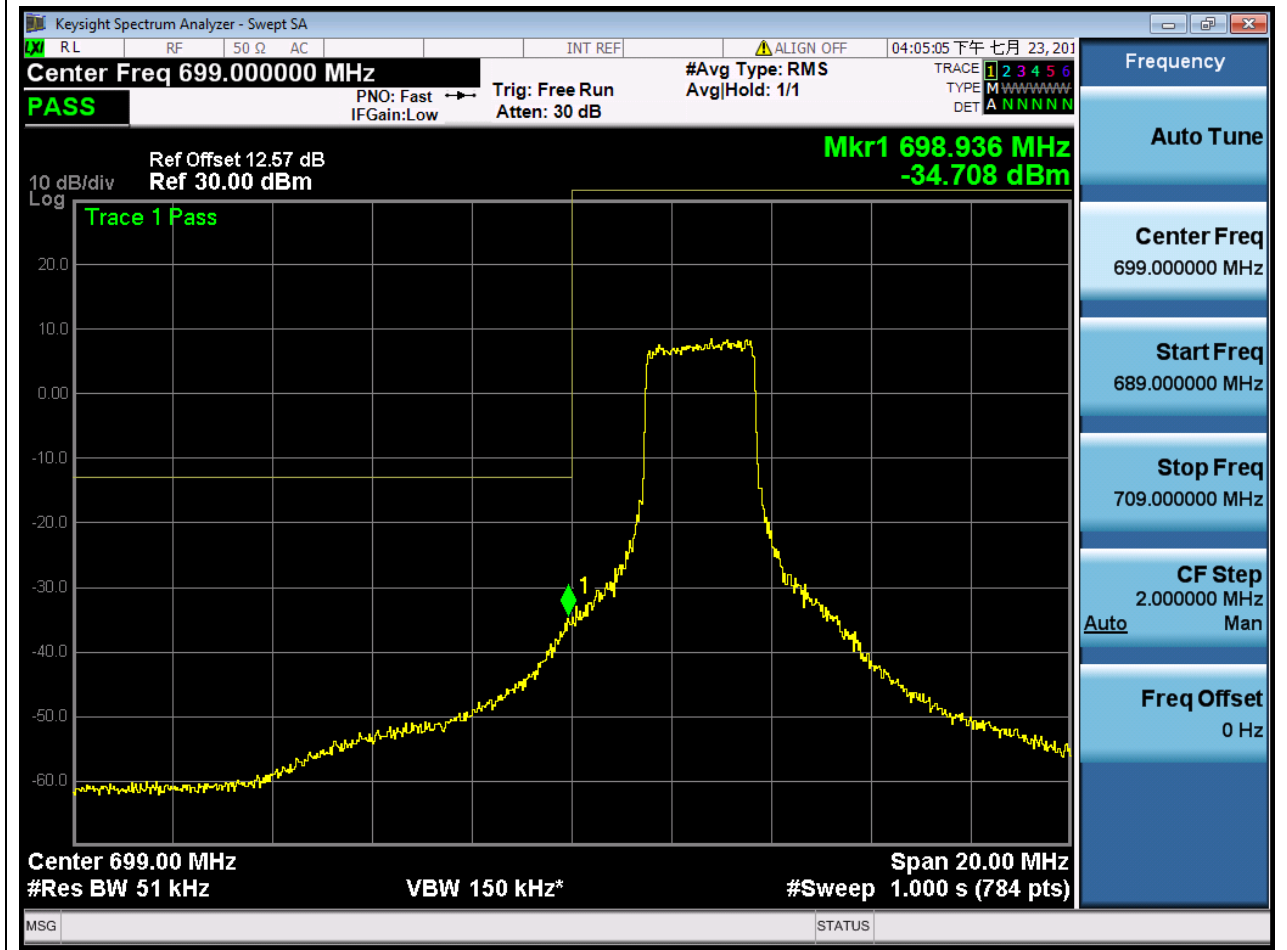
1.67. LTE Band Edge(NTNV)(Subtest:67, Channel:23035, Bandwidth:5, Modulation:Q16, RB Number: 12, RB Position:LOW)

| Center Frequency (MHz) | Span (MHz) | RBW (MHz) | Detector | Frequency (MHz) | Power (dBm) | Verdict | Sweep Point |
|------------------------|------------|-----------|----------|-----------------|-------------|---------|-------------|
| 699 | 20 | 0.051 | RMS | 698.987 | -22.54 | Pass | 784 |



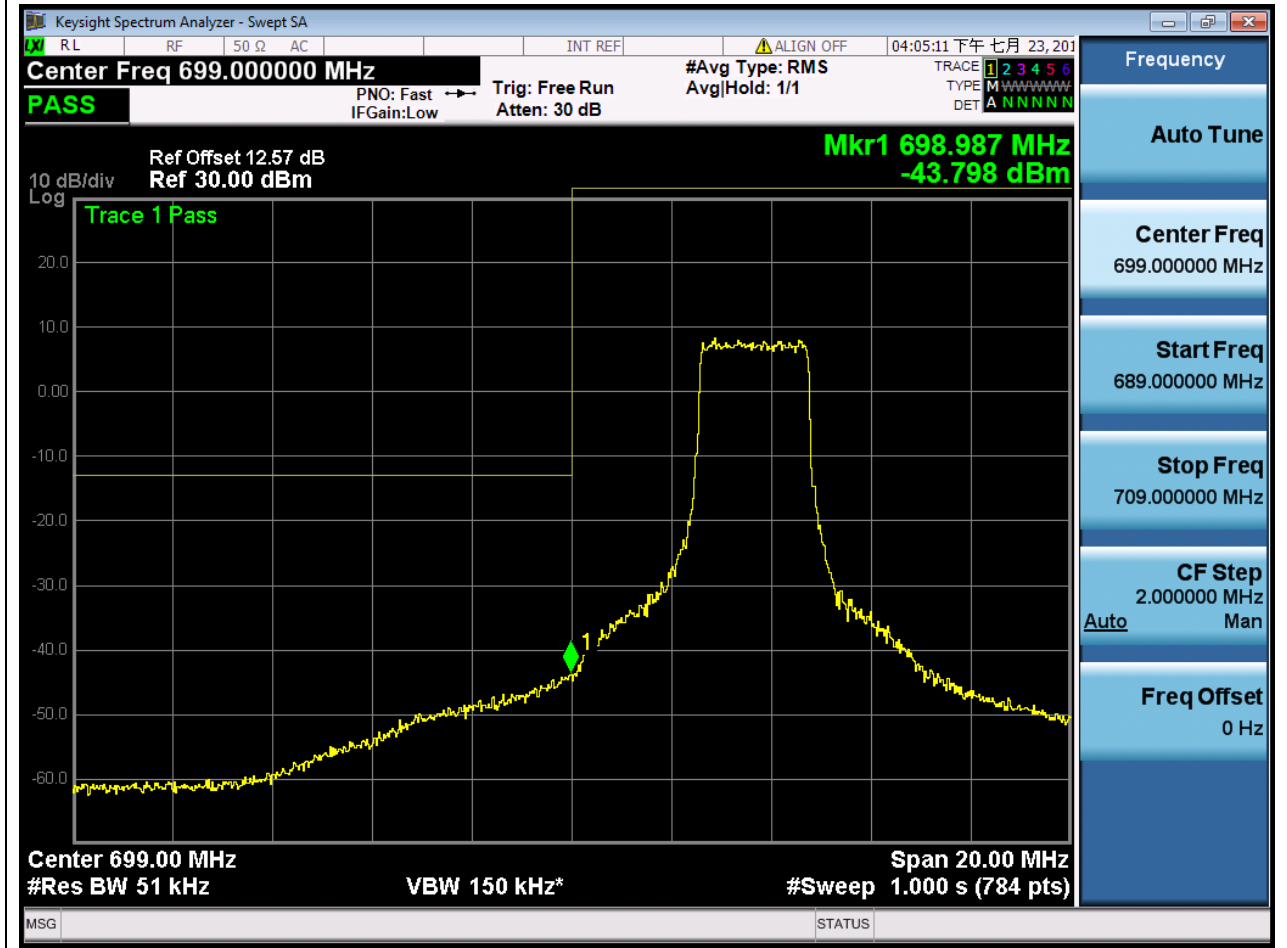
1.68. LTE Band Edge(NTNV)(Subtest:68, Channel:23035, Bandwidth:5, Modulation:Q16, RB Number: 12, RB Position:MID)

| Center Frequency (MHz) | Span (MHz) | RBW (MHz) | Detector | Frequency (MHz) | Power (dBm) | Verdict | Sweep Point |
|------------------------|------------|-----------|----------|-----------------|-------------|---------|-------------|
| 699 | 20 | 0.051 | RMS | 698.936 | -34.71 | Pass | 784 |



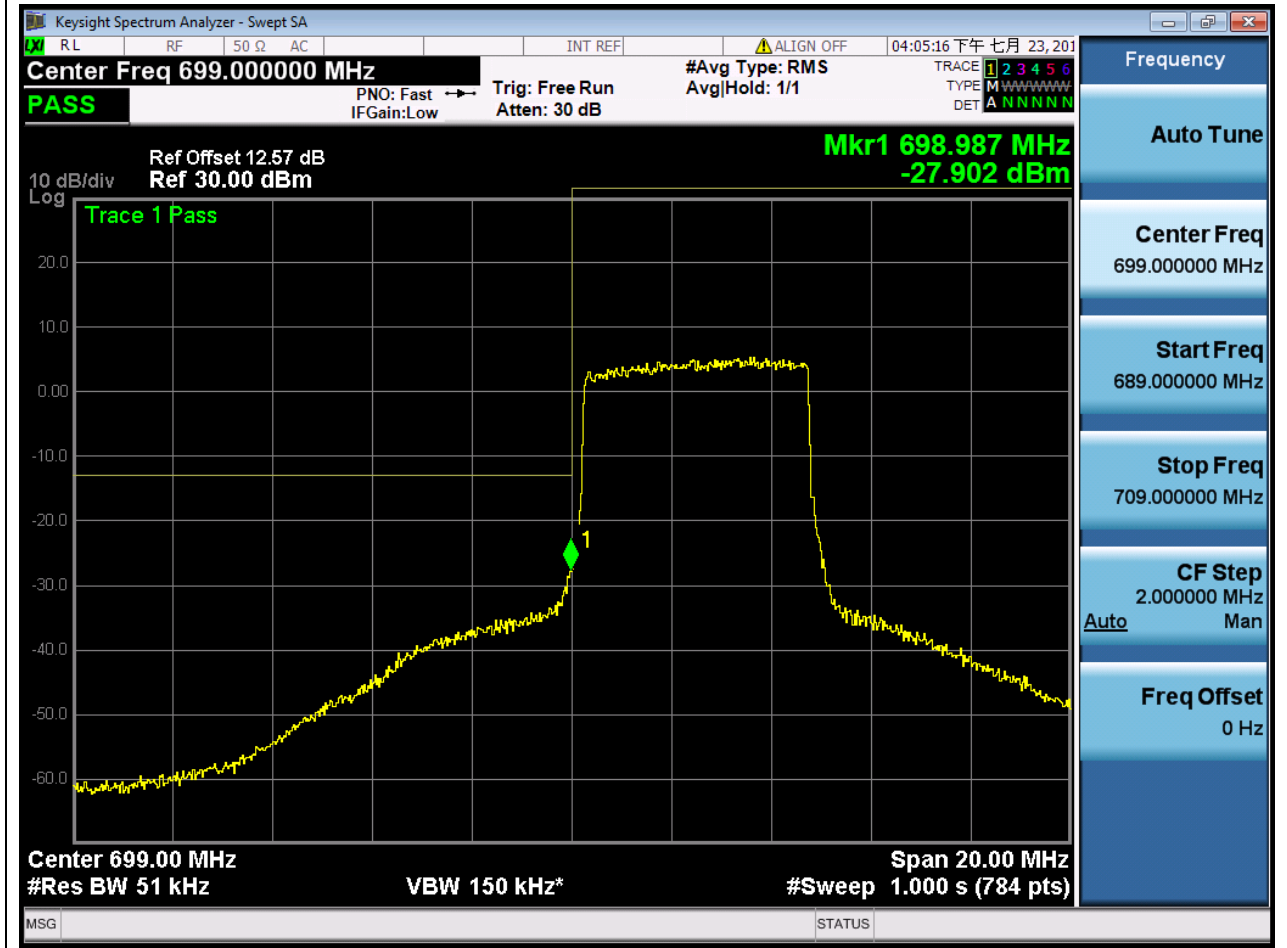
1.69. LTE Band Edge(NTNV)(Subtest:69, Channel:23035, Bandwidth:5, Modulation:Q16, RB Number: 12, RB Position:HIGH)

| Center Frequency (MHz) | Span (MHz) | RBW (MHz) | Detector | Frequency (MHz) | Power (dBm) | Verdict | Sweep Point |
|------------------------|------------|-----------|----------|-----------------|-------------|---------|-------------|
| 699 | 20 | 0.051 | RMS | 698.987 | -43.8 | Pass | 784 |



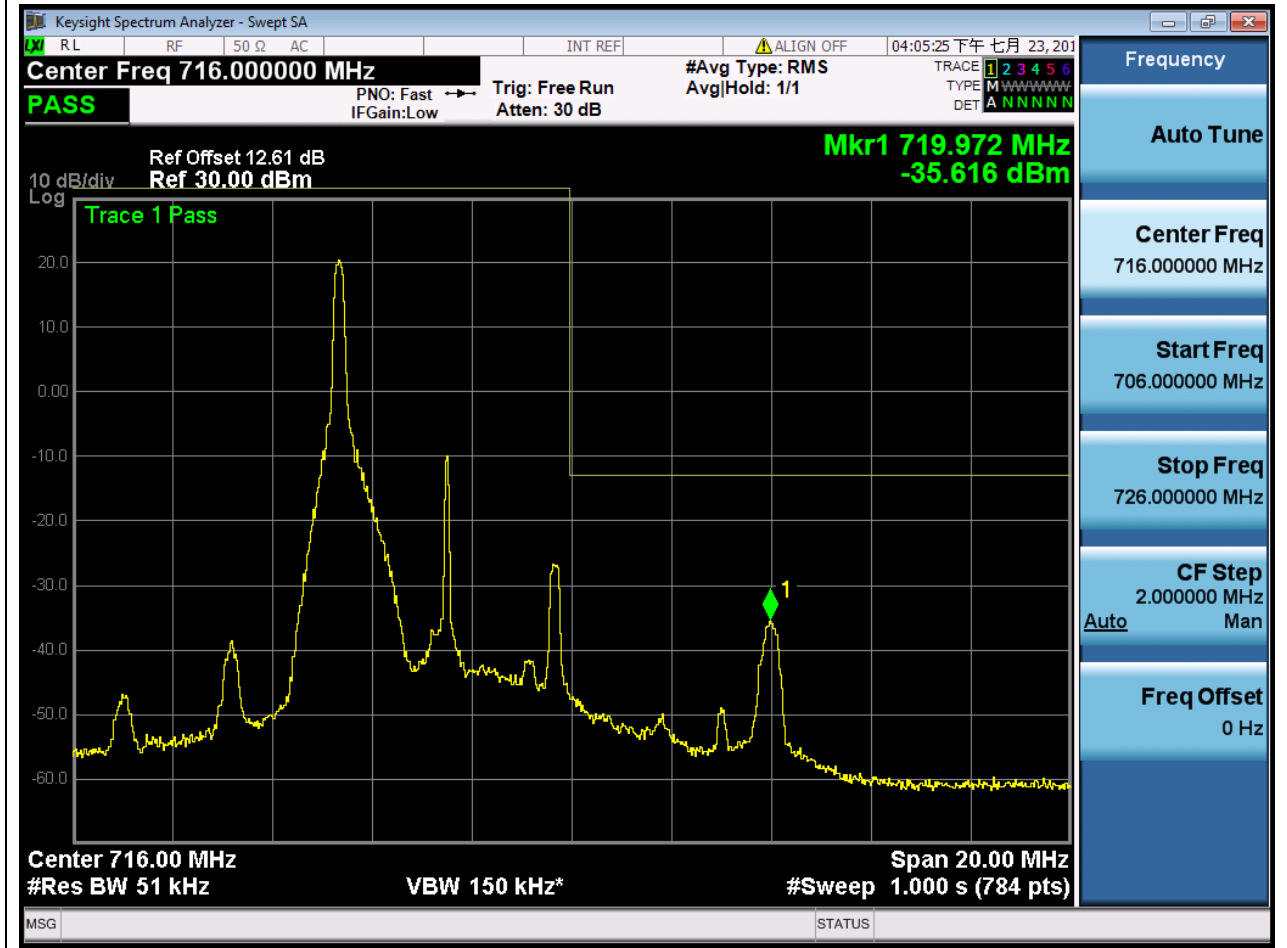
1.70. LTE Band Edge(NTNV)(Subtest:70, Channel:23035, Bandwidth:5, Modulation:Q16, RB Number: 25, RB Position:LOW)

| Center Frequency (MHz) | Span (MHz) | RBW (MHz) | Detector | Frequency (MHz) | Power (dBm) | Verdict | Sweep Point |
|------------------------|------------|-----------|----------|-----------------|-------------|---------|-------------|
| 699 | 20 | 0.051 | RMS | 698.987 | -27.9 | Pass | 784 |



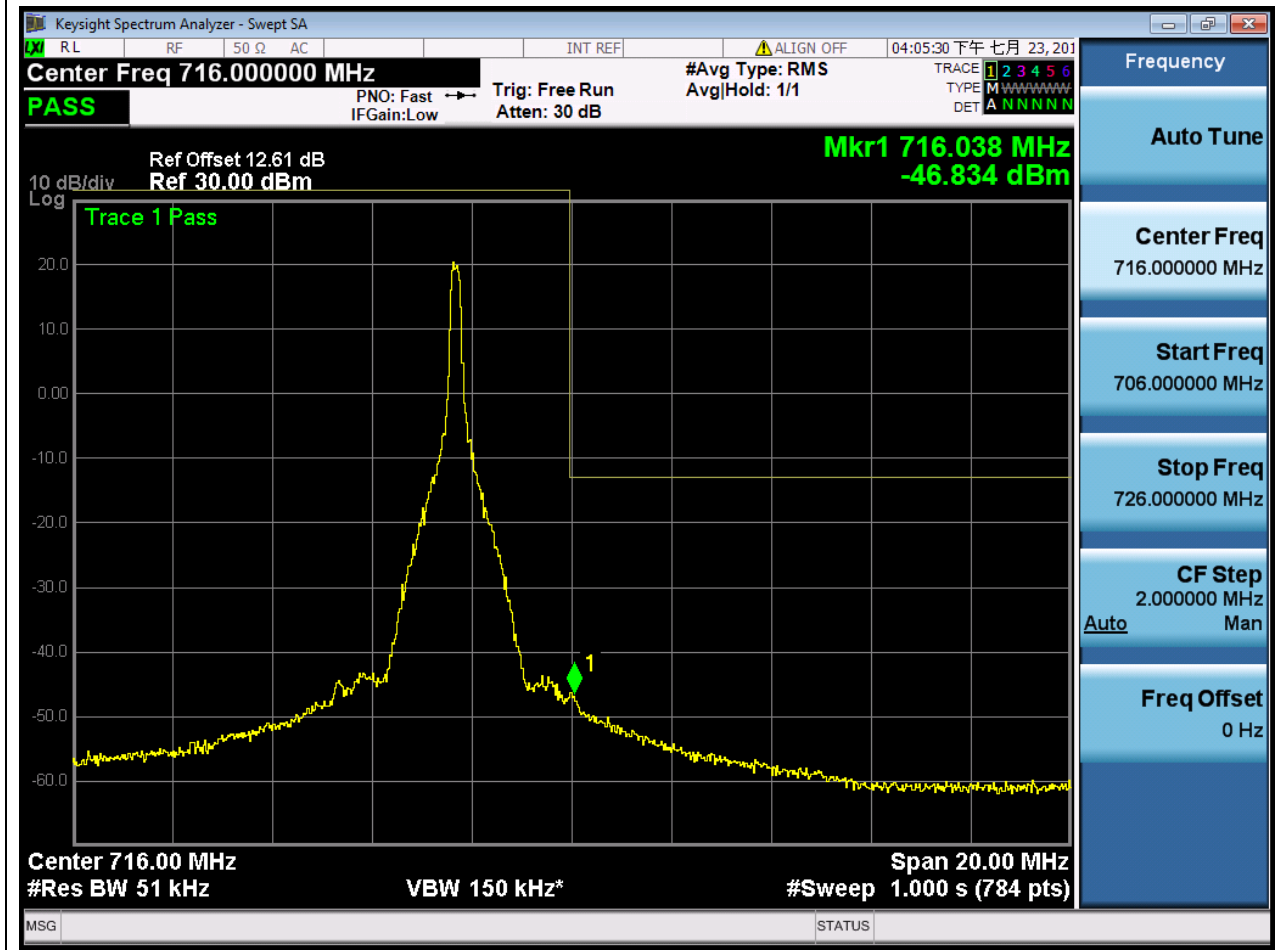
1.71. LTE Band Edge(NTNV)(Subtest:71, Channel:23155, Bandwidth:5, Modulation:QPSK, RB Number: 1, RB Position:LOW)

| Center Frequency (MHz) | Span (MHz) | RBW (MHz) | Detector | Frequency (MHz) | Power (dBm) | Verdict | Sweep Point |
|------------------------|------------|-----------|----------|-----------------|-------------|---------|-------------|
| 716 | 20 | 0.051 | RMS | 719.972 | -35.62 | Pass | 784 |



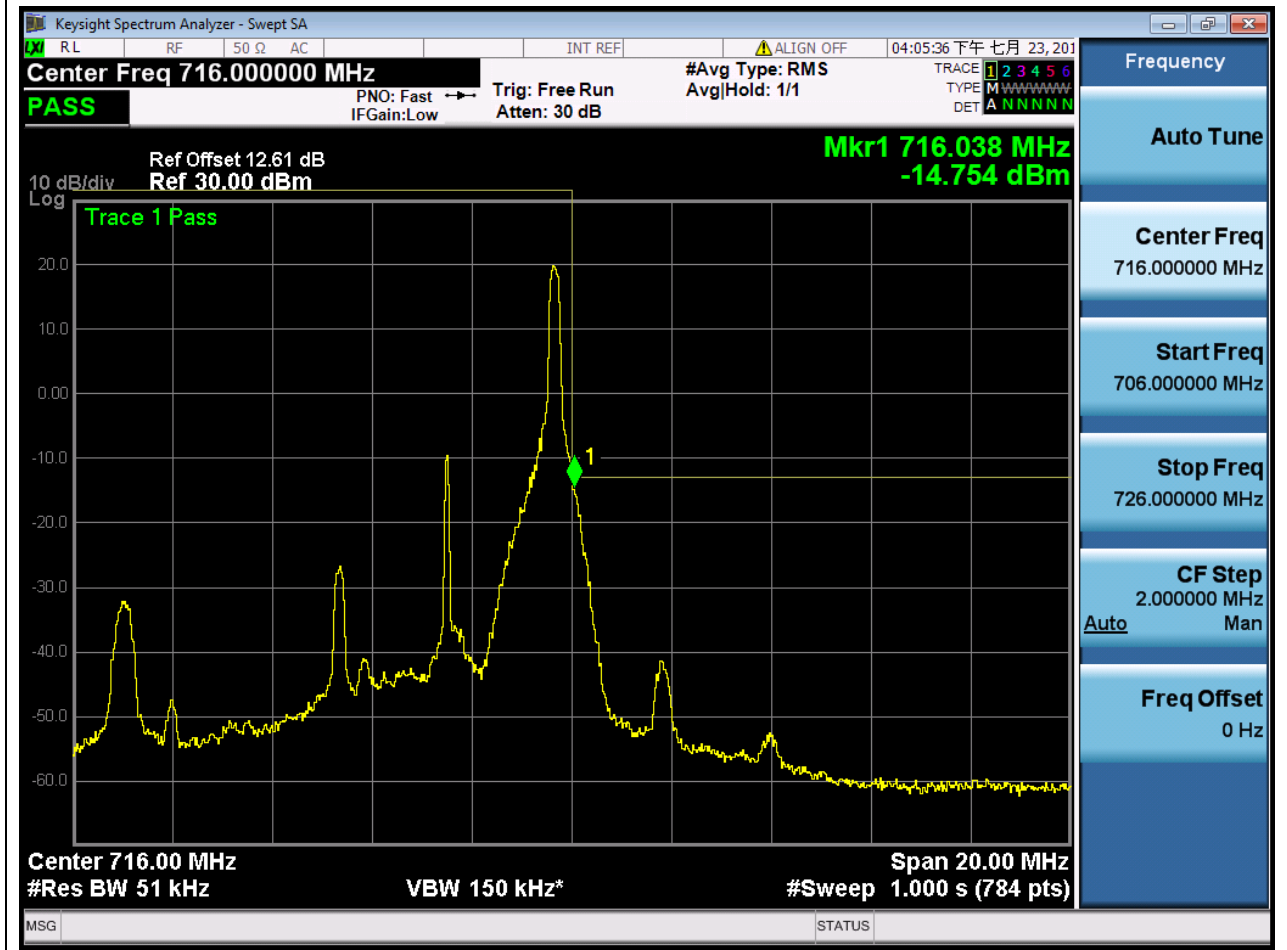
1.72. LTE Band Edge(NTNV)(Subtest:72, Channel:23155, Bandwidth:5, Modulation:QPSK, RB Number: 1, RB Position:MID)

| Center Frequency (MHz) | Span (MHz) | RBW (MHz) | Detector | Frequency (MHz) | Power (dBm) | Verdict | Sweep Point |
|------------------------|------------|-----------|----------|-----------------|-------------|---------|-------------|
| 716 | 20 | 0.051 | RMS | 716.038 | -46.83 | Pass | 784 |



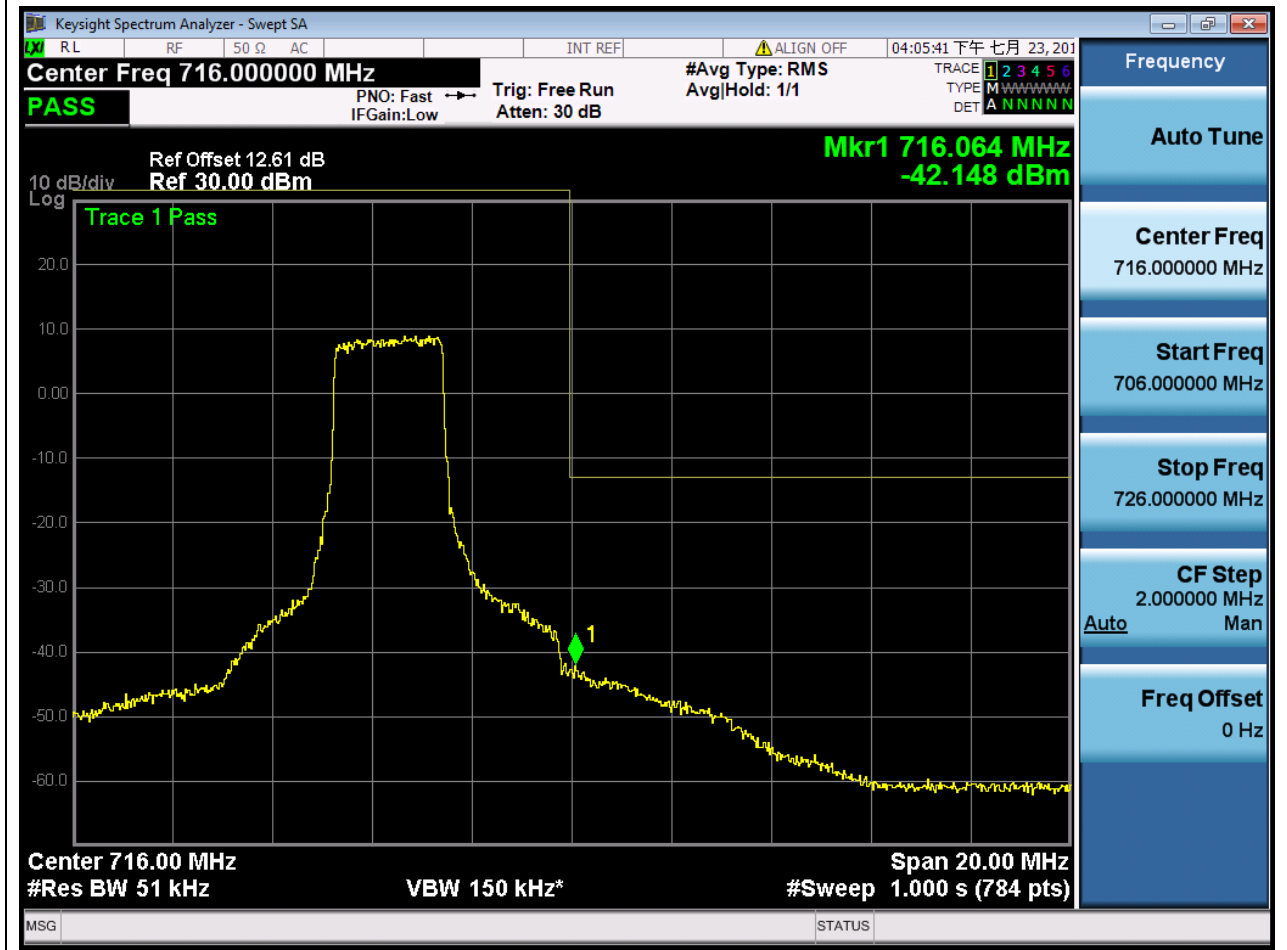
1.73. LTE Band Edge(NTNV)(Subtest:73, Channel:23155, Bandwidth:5, Modulation:QPSK, RB Number: 1, RB Position:HIGH)

| Center Frequency (MHz) | Span (MHz) | RBW (MHz) | Detector | Frequency (MHz) | Power (dBm) | Verdict | Sweep Point |
|------------------------|------------|-----------|----------|-----------------|-------------|---------|-------------|
| 716 | 20 | 0.051 | RMS | 716.038 | -14.75 | Pass | 784 |



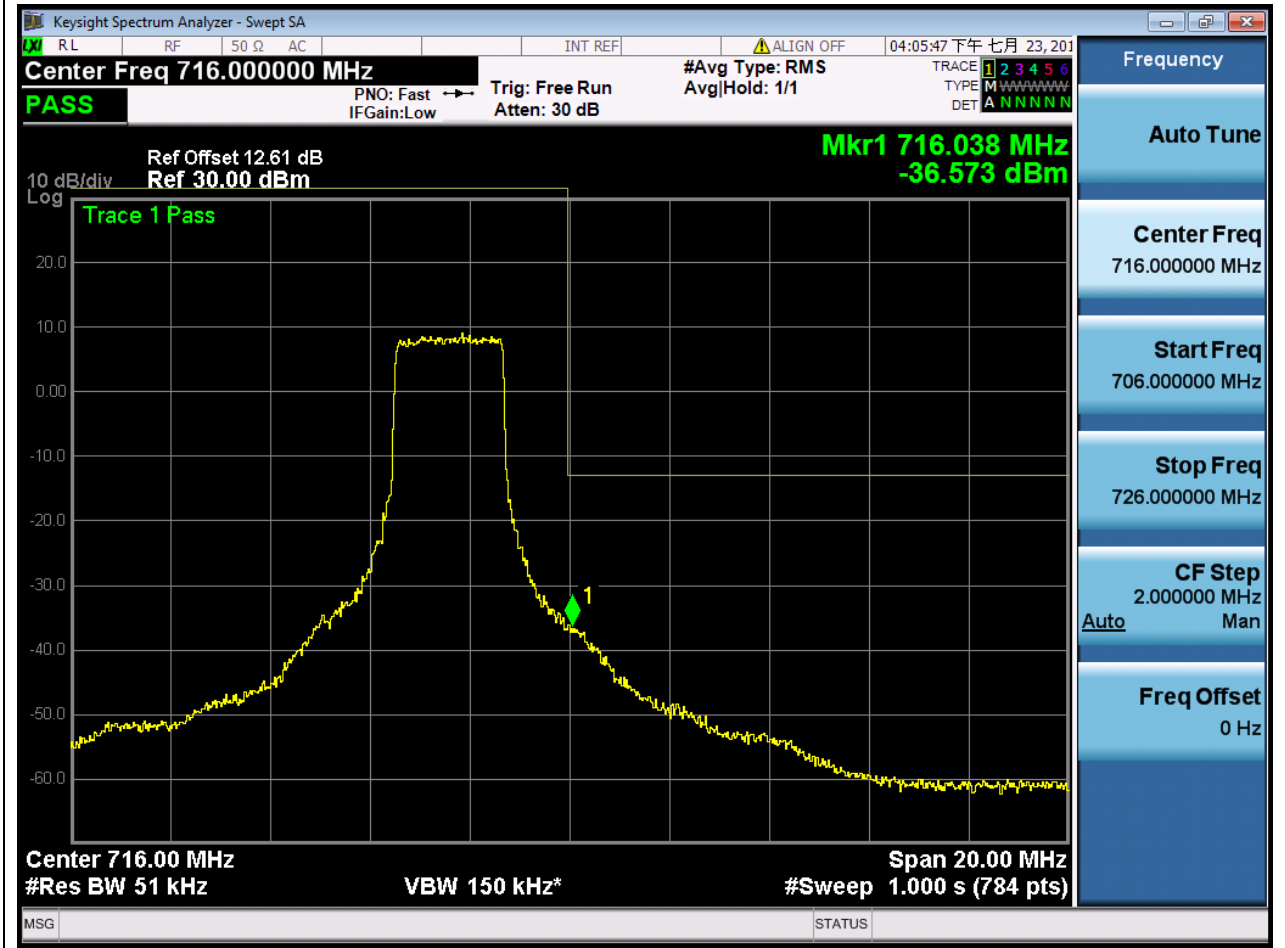
1.74. LTE Band Edge(NTNV)(Subtest:74, Channel:23155, Bandwidth:5, Modulation:QPSK, RB Number: 12, RB Position:LOW)

| Center Frequency (MHz) | Span (MHz) | RBW (MHz) | Detector | Frequency (MHz) | Power (dBm) | Verdict | Sweep Point |
|------------------------|------------|-----------|----------|-----------------|-------------|---------|-------------|
| 716 | 20 | 0.051 | RMS | 716.064 | -42.15 | Pass | 784 |



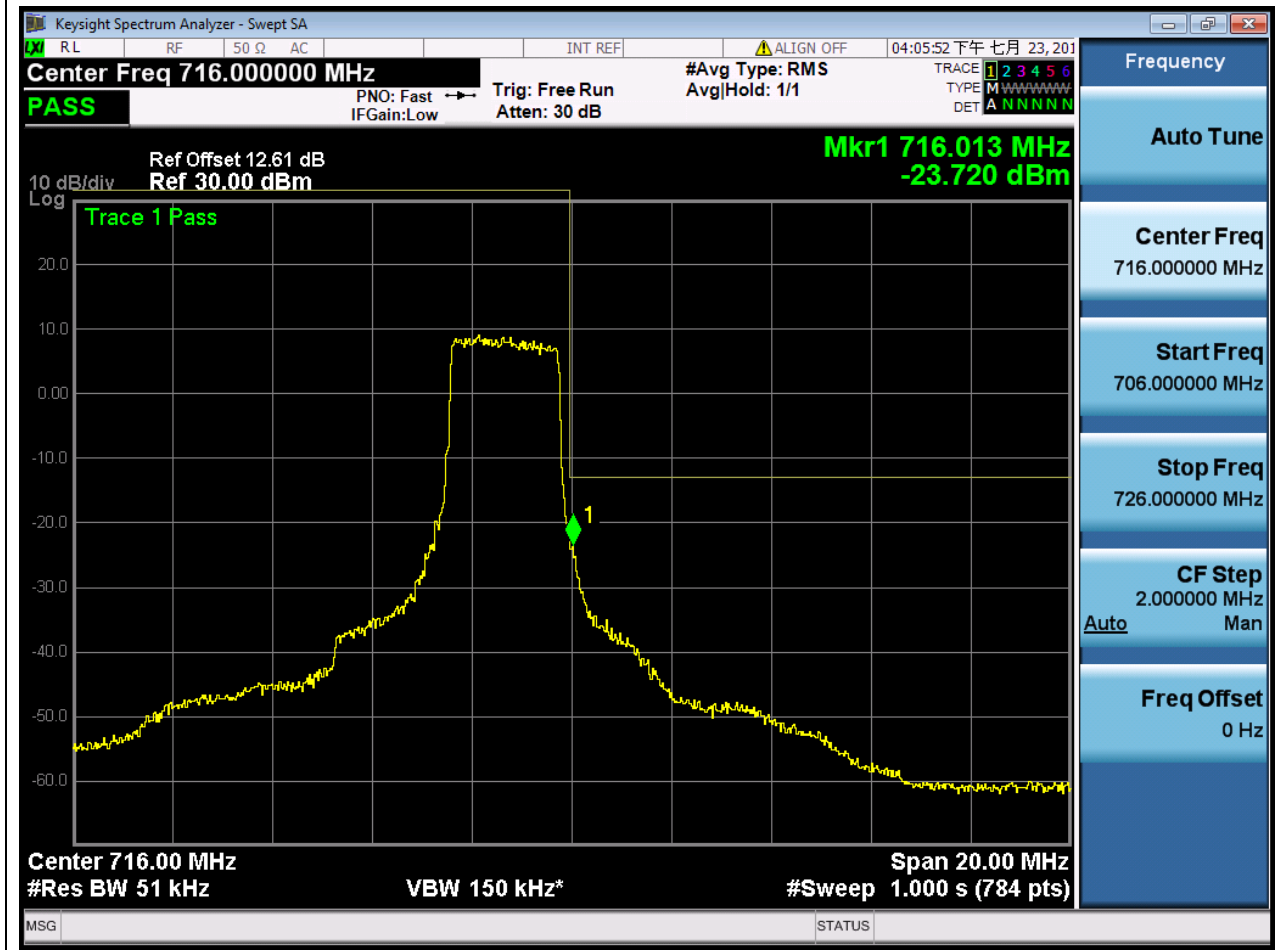
1.75. LTE Band Edge(NTNV)(Subtest:75, Channel:23155, Bandwidth:5, Modulation:QPSK, RB Number: 12, RB Position:MID)

| Center Frequency (MHz) | Span (MHz) | RBW (MHz) | Detector | Frequency (MHz) | Power (dBm) | Verdict | Sweep Point |
|------------------------|------------|-----------|----------|-----------------|-------------|---------|-------------|
| 716 | 20 | 0.051 | RMS | 716.038 | -36.57 | Pass | 784 |



1.76. LTE Band Edge(NTNV)(Subtest:76, Channel:23155, Bandwidth:5, Modulation:QPSK, RB Number: 12, RB Position:HIGH)

| Center Frequency (MHz) | Span (MHz) | RBW (MHz) | Detector | Frequency (MHz) | Power (dBm) | Verdict | Sweep Point |
|------------------------|------------|-----------|----------|-----------------|-------------|---------|-------------|
| 716 | 20 | 0.051 | RMS | 716.013 | -23.72 | Pass | 784 |



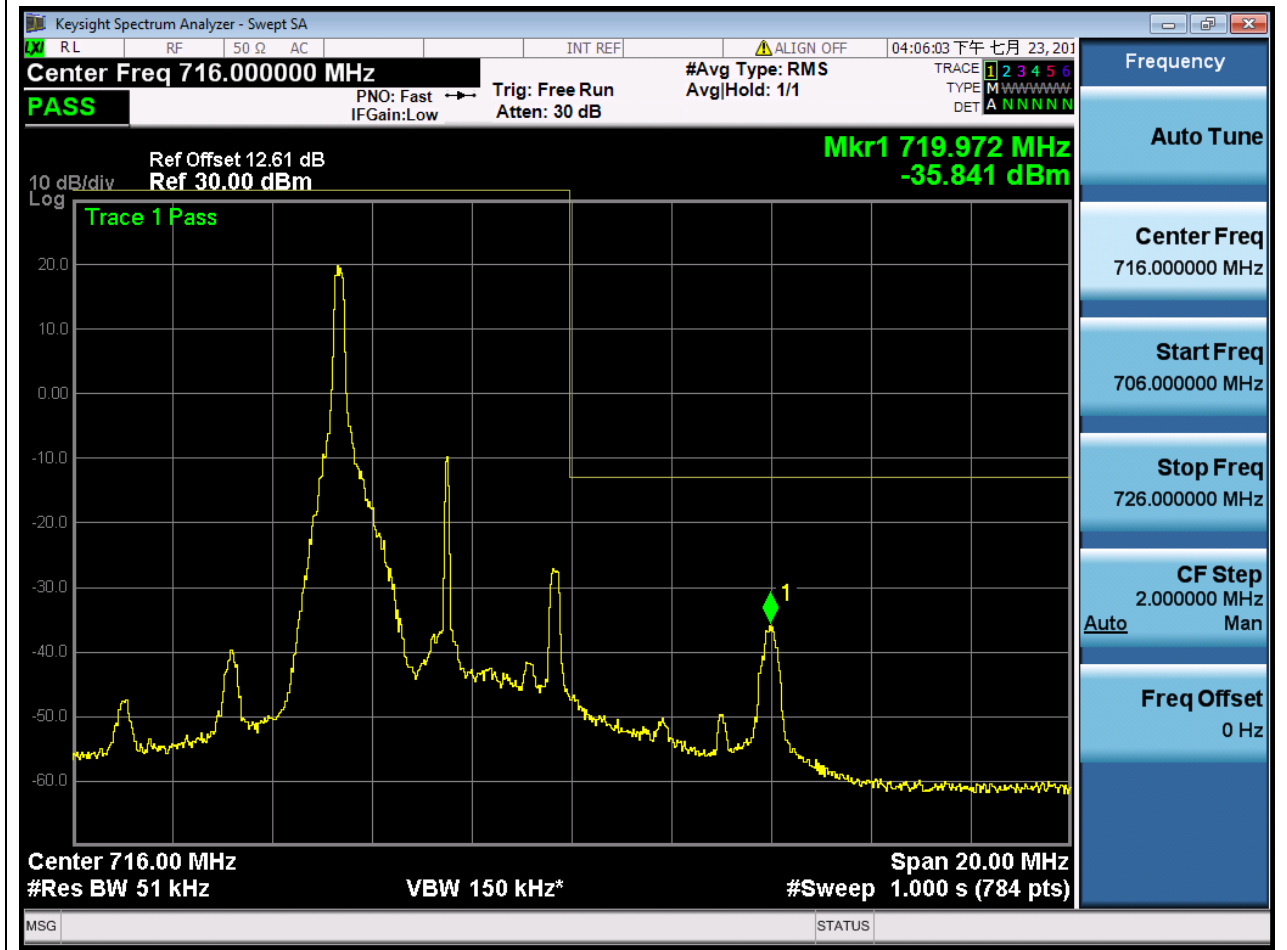
1.77. LTE Band Edge(NTNV)(Subtest:77, Channel:23155, Bandwidth:5, Modulation:QPSK, RB Number: 25, RB Position:LOW)

| Center Frequency (MHz) | Span (MHz) | RBW (MHz) | Detector | Frequency (MHz) | Power (dBm) | Verdict | Sweep Point |
|------------------------|------------|-----------|----------|-----------------|-------------|---------|-------------|
| 716 | 20 | 0.051 | RMS | 716.013 | -26.86 | Pass | 784 |



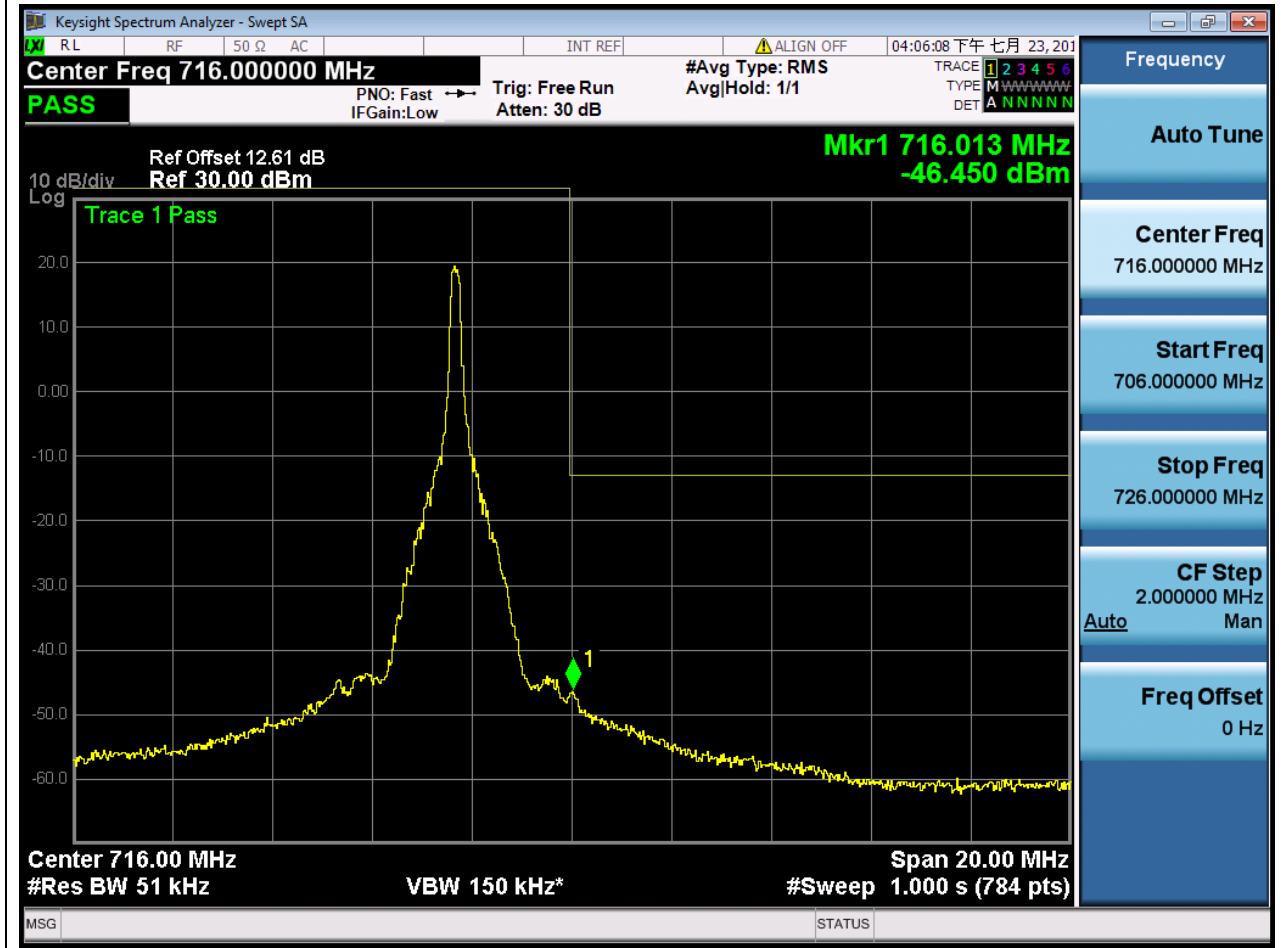
1.78. LTE Band Edge(NTNV)(Subtest:78, Channel:23155, Bandwidth:5, Modulation:Q16, RB Number: 1, RB Position:LOW)

| Center Frequency (MHz) | Span (MHz) | RBW (MHz) | Detector | Frequency (MHz) | Power (dBm) | Verdict | Sweep Point |
|------------------------|------------|-----------|----------|-----------------|-------------|---------|-------------|
| 716 | 20 | 0.051 | RMS | 719.972 | -35.84 | Pass | 784 |



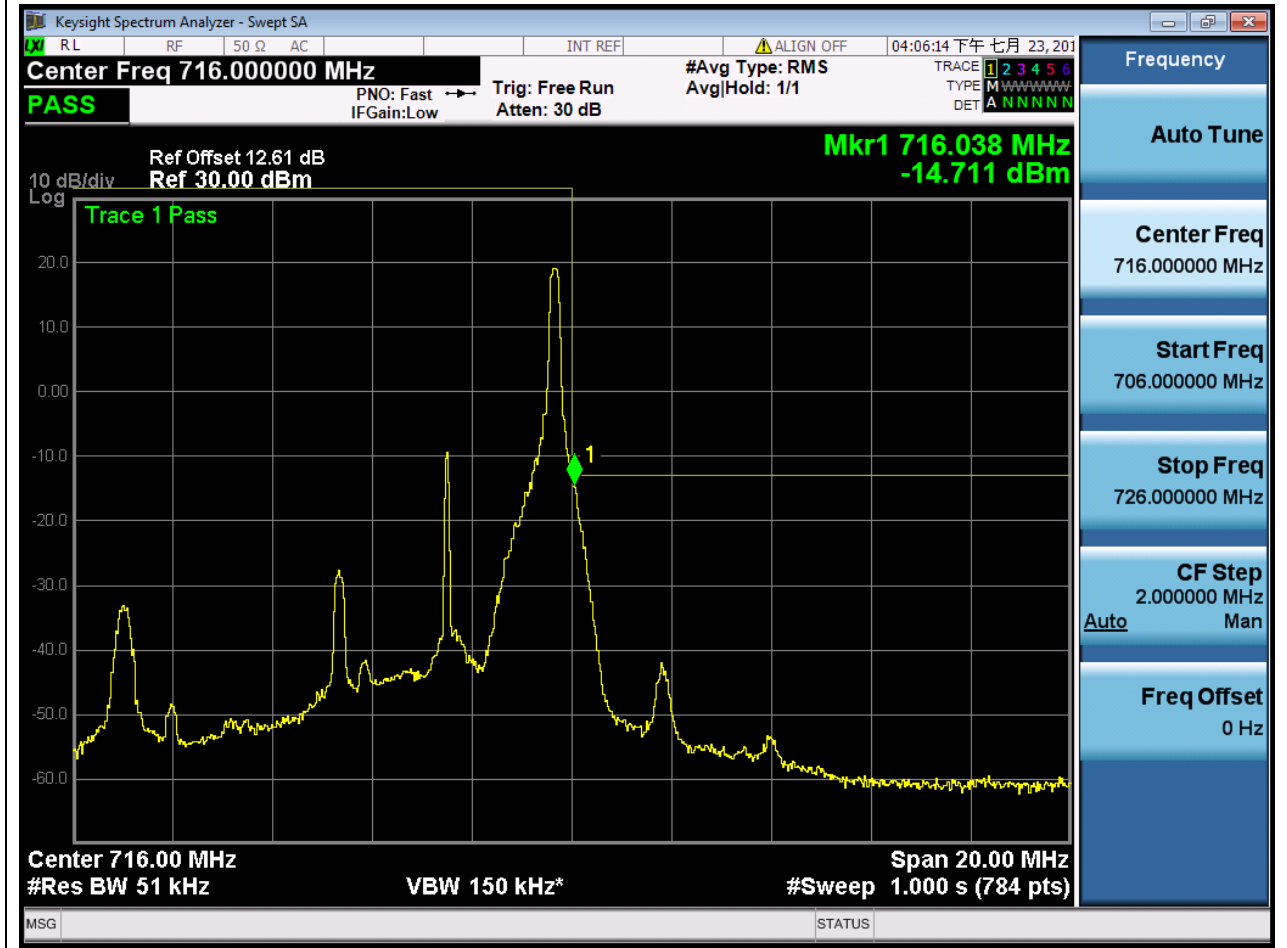
1.79. LTE Band Edge(NTNV)(Subtest:79, Channel:23155, Bandwidth:5, Modulation:Q16, RB Number: 1, RB Position:MID)

| Center Frequency (MHz) | Span (MHz) | RBW (MHz) | Detector | Frequency (MHz) | Power (dBm) | Verdict | Sweep Point |
|------------------------|------------|-----------|----------|-----------------|-------------|---------|-------------|
| 716 | 20 | 0.051 | RMS | 716.013 | -46.45 | Pass | 784 |



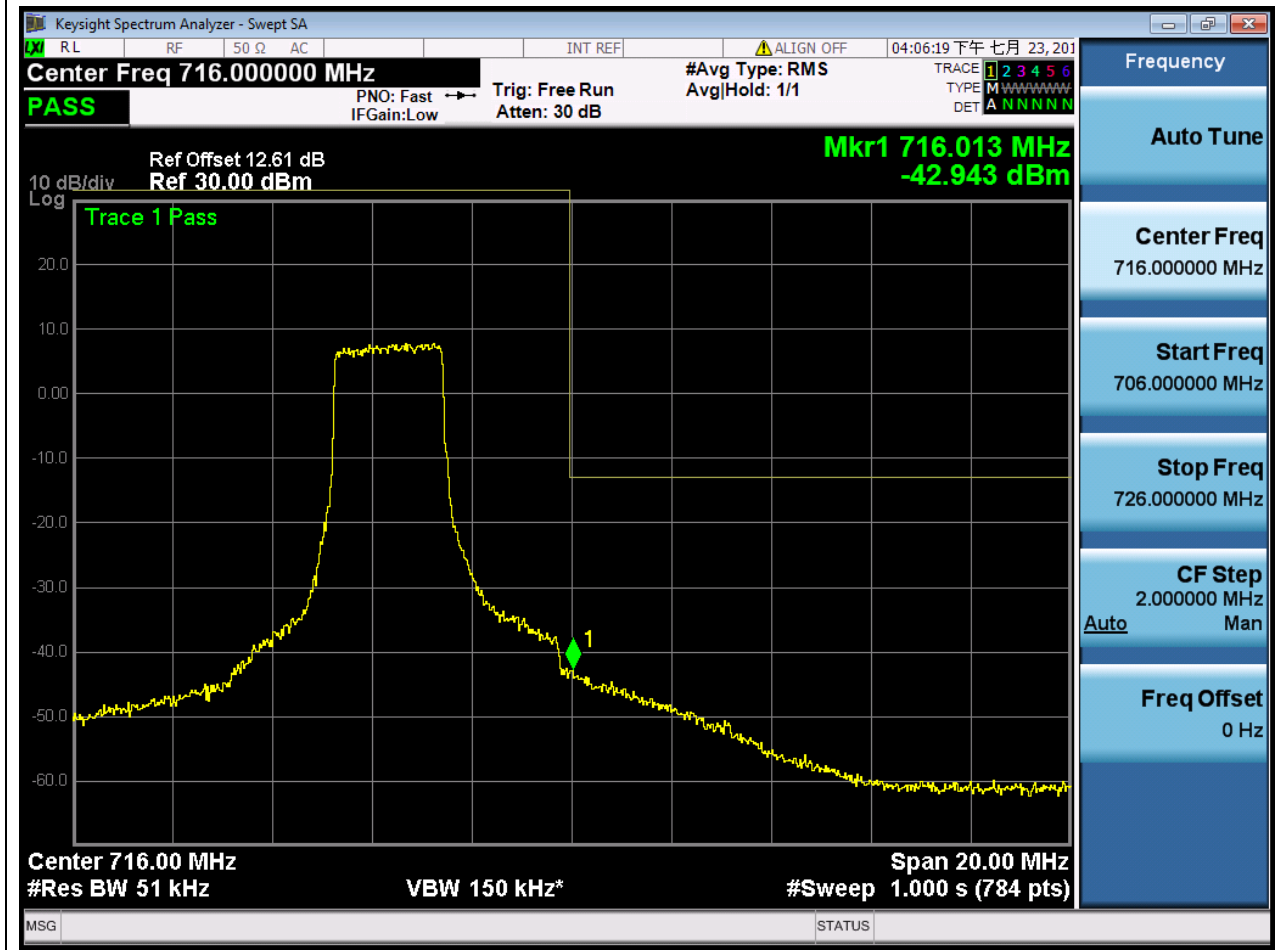
1.80. LTE Band Edge(NTNV)(Subtest:80, Channel:23155, Bandwidth:5, Modulation:Q16, RB Number: 1, RB Position:HIGH)

| Center Frequency (MHz) | Span (MHz) | RBW (MHz) | Detector | Frequency (MHz) | Power (dBm) | Verdict | Sweep Point |
|------------------------|------------|-----------|----------|-----------------|-------------|---------|-------------|
| 716 | 20 | 0.051 | RMS | 716.038 | -14.71 | Pass | 784 |



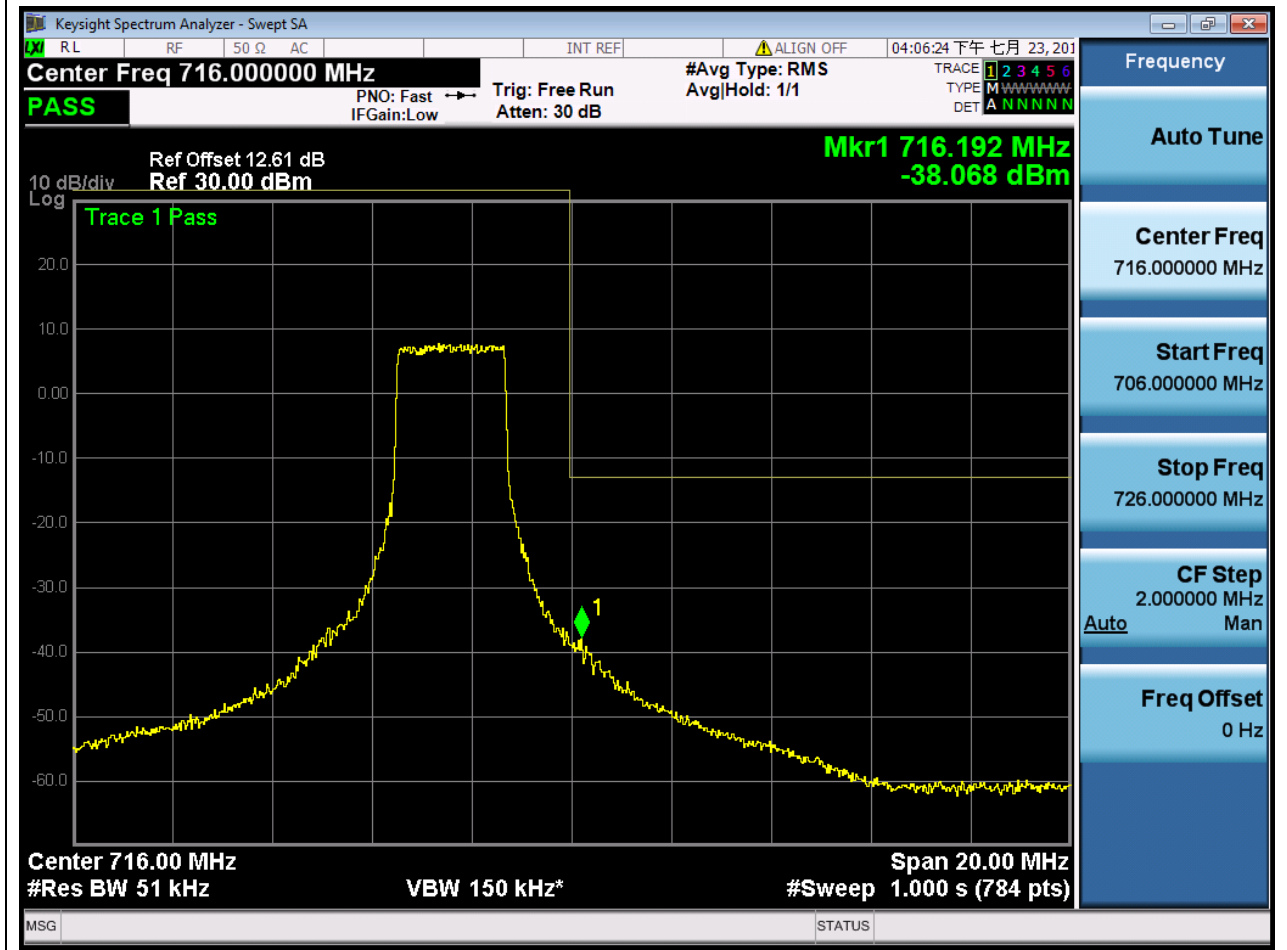
1.81. LTE Band Edge(NTNV)(Subtest:81, Channel:23155, Bandwidth:5, Modulation:Q16, RB Number: 12, RB Position:LOW)

| Center Frequency (MHz) | Span (MHz) | RBW (MHz) | Detector | Frequency (MHz) | Power (dBm) | Verdict | Sweep Point |
|------------------------|------------|-----------|----------|-----------------|-------------|---------|-------------|
| 716 | 20 | 0.051 | RMS | 716.013 | -42.94 | Pass | 784 |



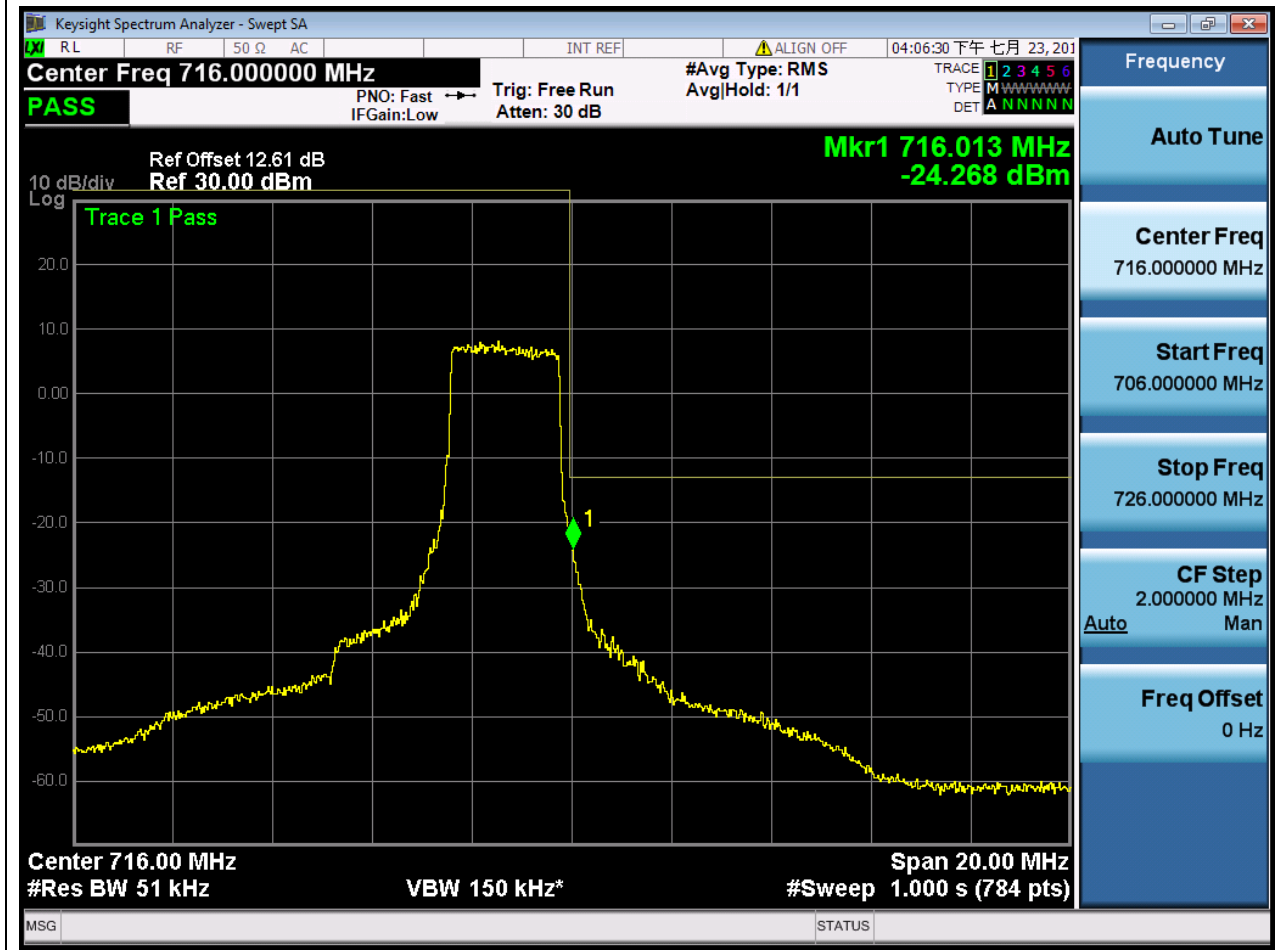
1.82. LTE Band Edge(NTNV)(Subtest:82, Channel:23155, Bandwidth:5, Modulation:Q16, RB Number: 12, RB Position:MID)

| Center Frequency (MHz) | Span (MHz) | RBW (MHz) | Detector | Frequency (MHz) | Power (dBm) | Verdict | Sweep Point |
|------------------------|------------|-----------|----------|-----------------|-------------|---------|-------------|
| 716 | 20 | 0.051 | RMS | 716.192 | -38.07 | Pass | 784 |



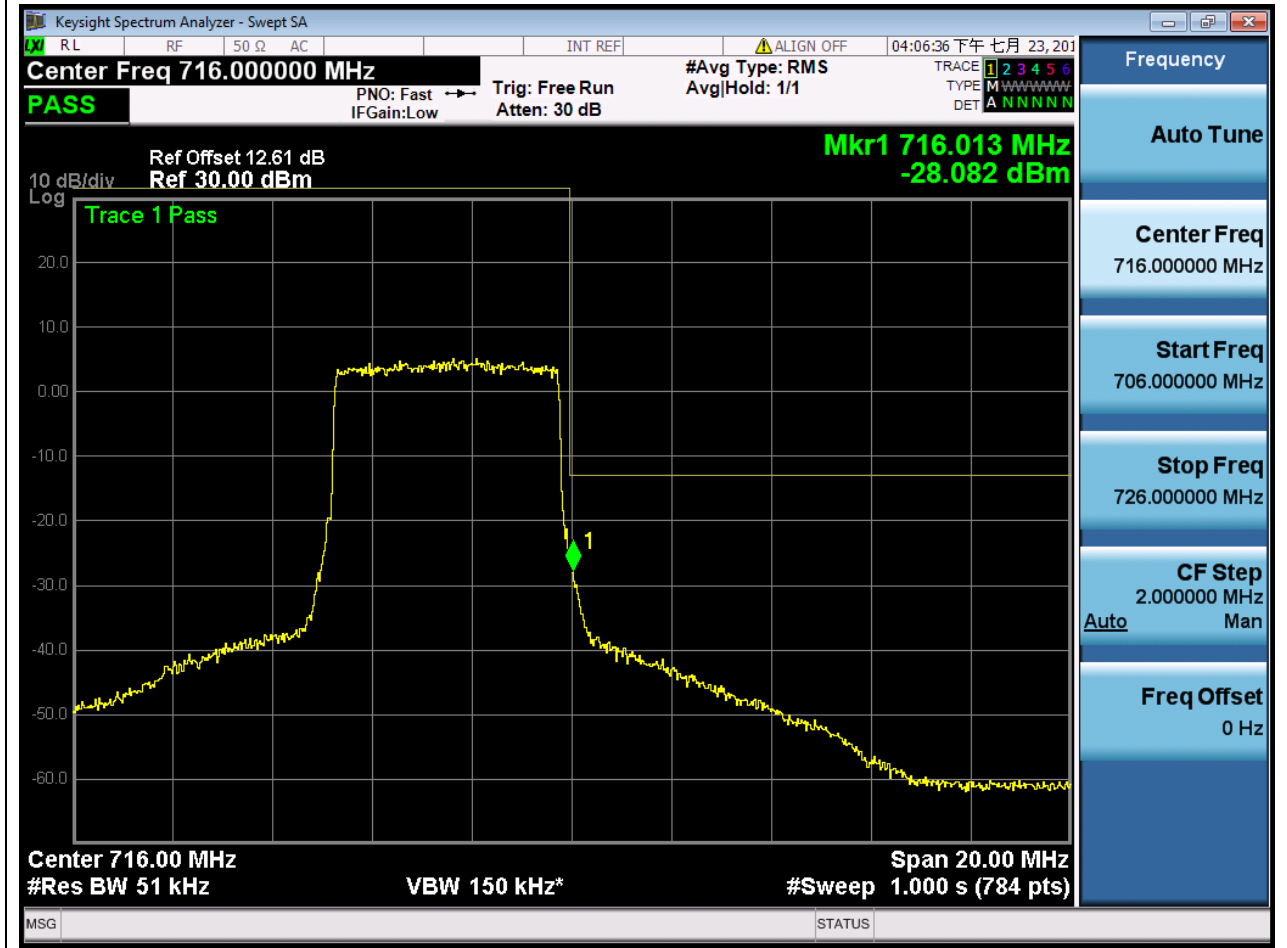
1.83. LTE Band Edge(NTNV)(Subtest:83, Channel:23155, Bandwidth:5, Modulation:Q16, RB Number: 12, RB Position:HIGH)

| Center Frequency (MHz) | Span (MHz) | RBW (MHz) | Detector | Frequency (MHz) | Power (dBm) | Verdict | Sweep Point |
|------------------------|------------|-----------|----------|-----------------|-------------|---------|-------------|
| 716 | 20 | 0.051 | RMS | 716.013 | -24.27 | Pass | 784 |



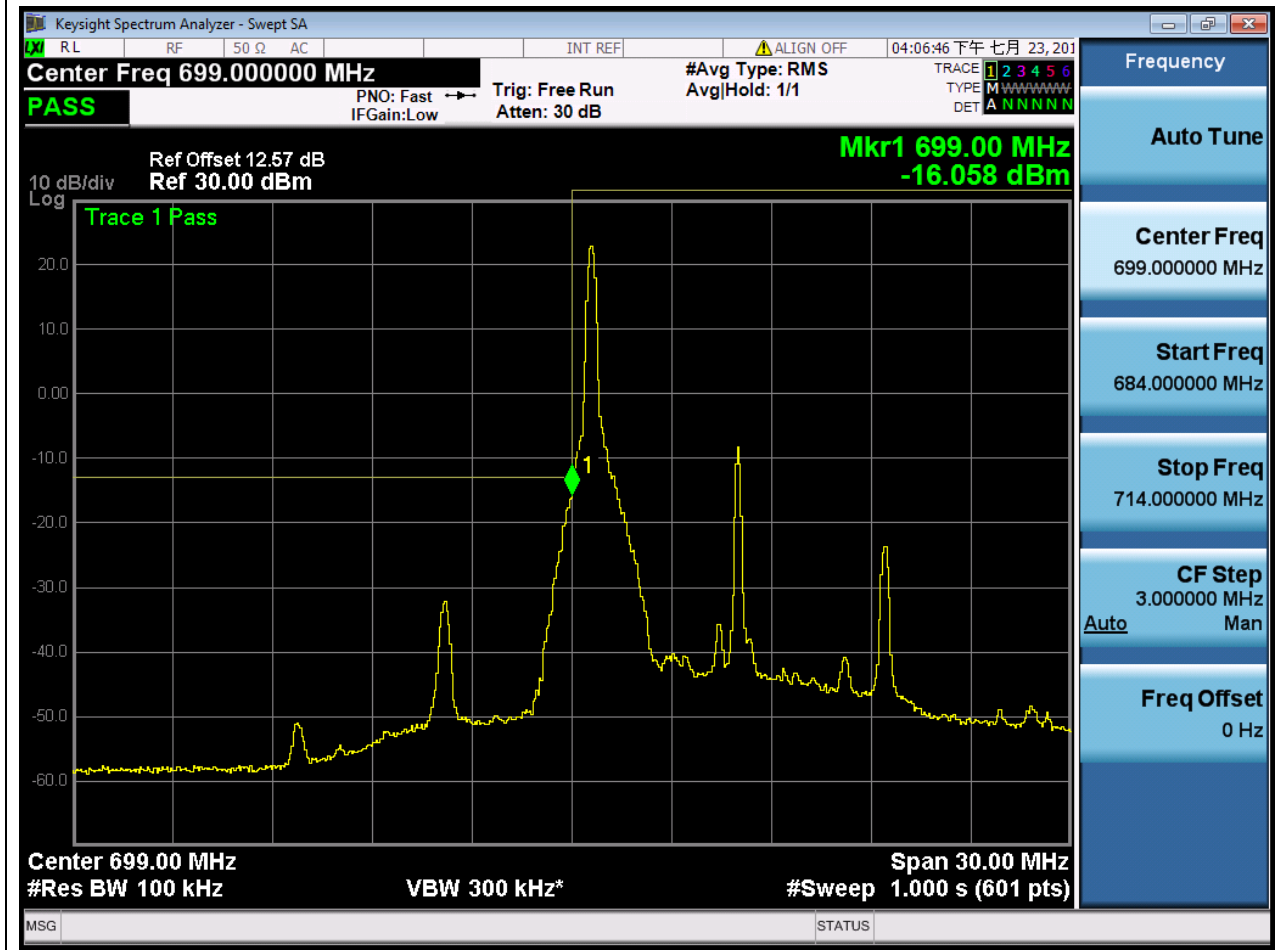
1.84. LTE Band Edge(NTNV)(Subtest:84, Channel:23155, Bandwidth:5, Modulation:Q16, RB Number: 25, RB Position:LOW)

| Center Frequency (MHz) | Span (MHz) | RBW (MHz) | Detector | Frequency (MHz) | Power (dBm) | Verdict | Sweep Point |
|------------------------|------------|-----------|----------|-----------------|-------------|---------|-------------|
| 716 | 20 | 0.051 | RMS | 716.013 | -28.08 | Pass | 784 |



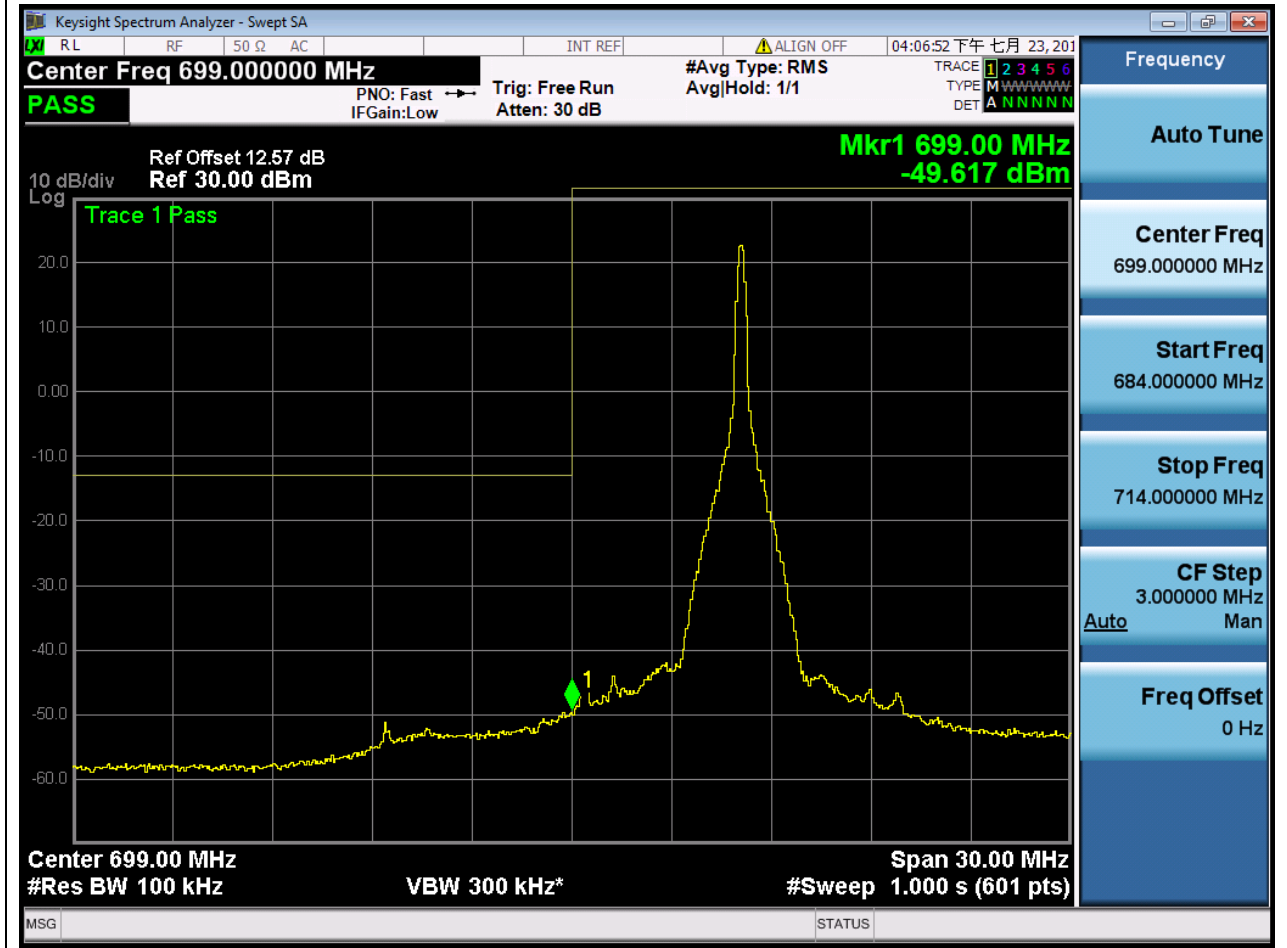
1.85. LTE Band Edge(NTNV)(Subtest:85, Channel:23060, Bandwidth:10, Modulation:QPSK, RB Number: 1, RB Position:LOW)

| Center Frequency (MHz) | Span (MHz) | RBW (MHz) | Detector | Frequency (MHz) | Power (dBm) | Verdict | Sweep Point |
|------------------------|------------|-----------|----------|-----------------|-------------|---------|-------------|
| 699 | 30 | 0.1 | RMS | 699 | -16.06 | Pass | 601 |



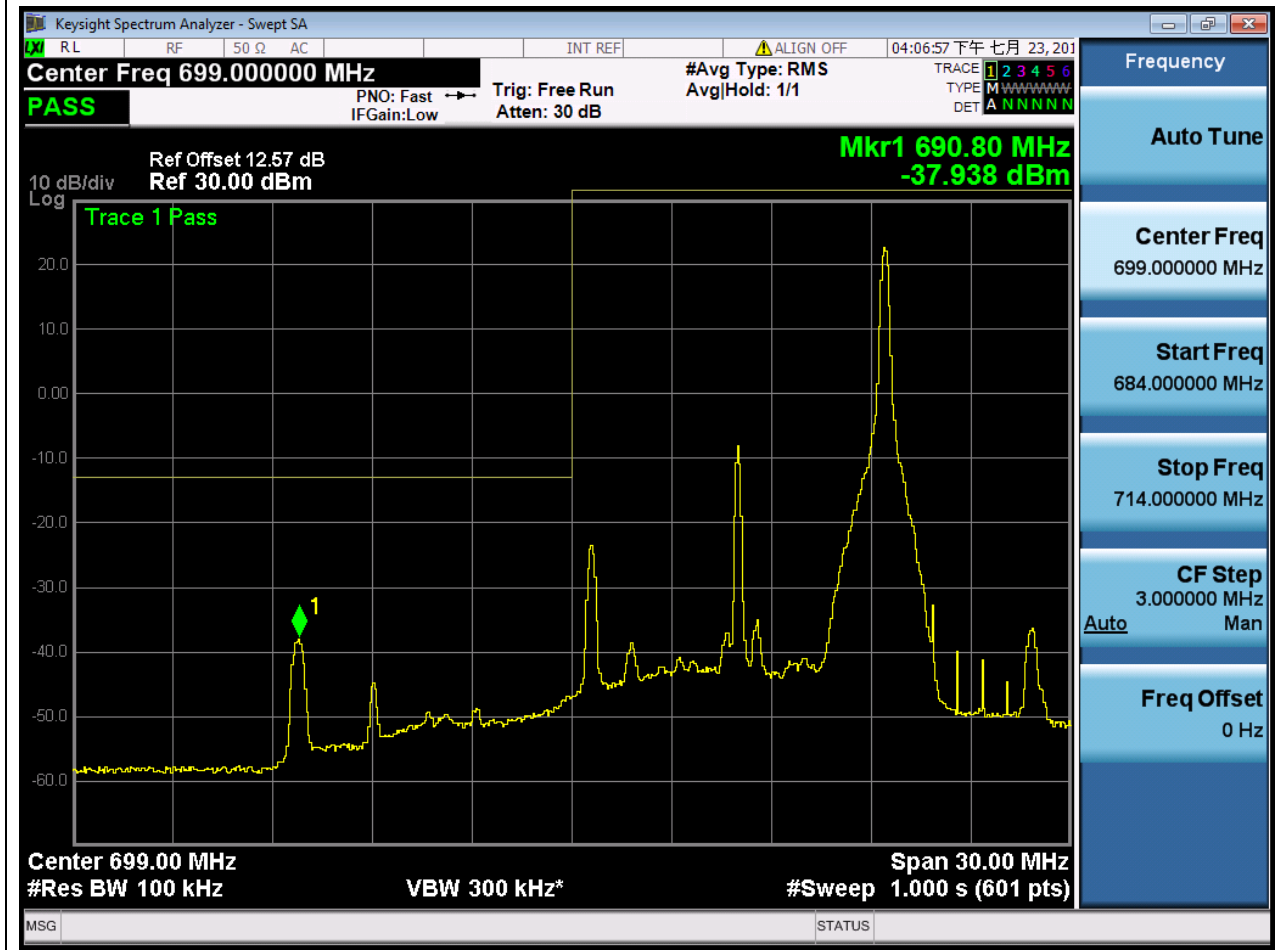
1.86. LTE Band Edge(NTNV)(Subtest:86, Channel:23060, Bandwidth:10, Modulation:QPSK, RB Number: 1, RB Position:MID)

| Center Frequency (MHz) | Span (MHz) | RBW (MHz) | Detector | Frequency (MHz) | Power (dBm) | Verdict | Sweep Point |
|------------------------|------------|-----------|----------|-----------------|-------------|---------|-------------|
| 699 | 30 | 0.1 | RMS | 699 | -49.62 | Pass | 601 |



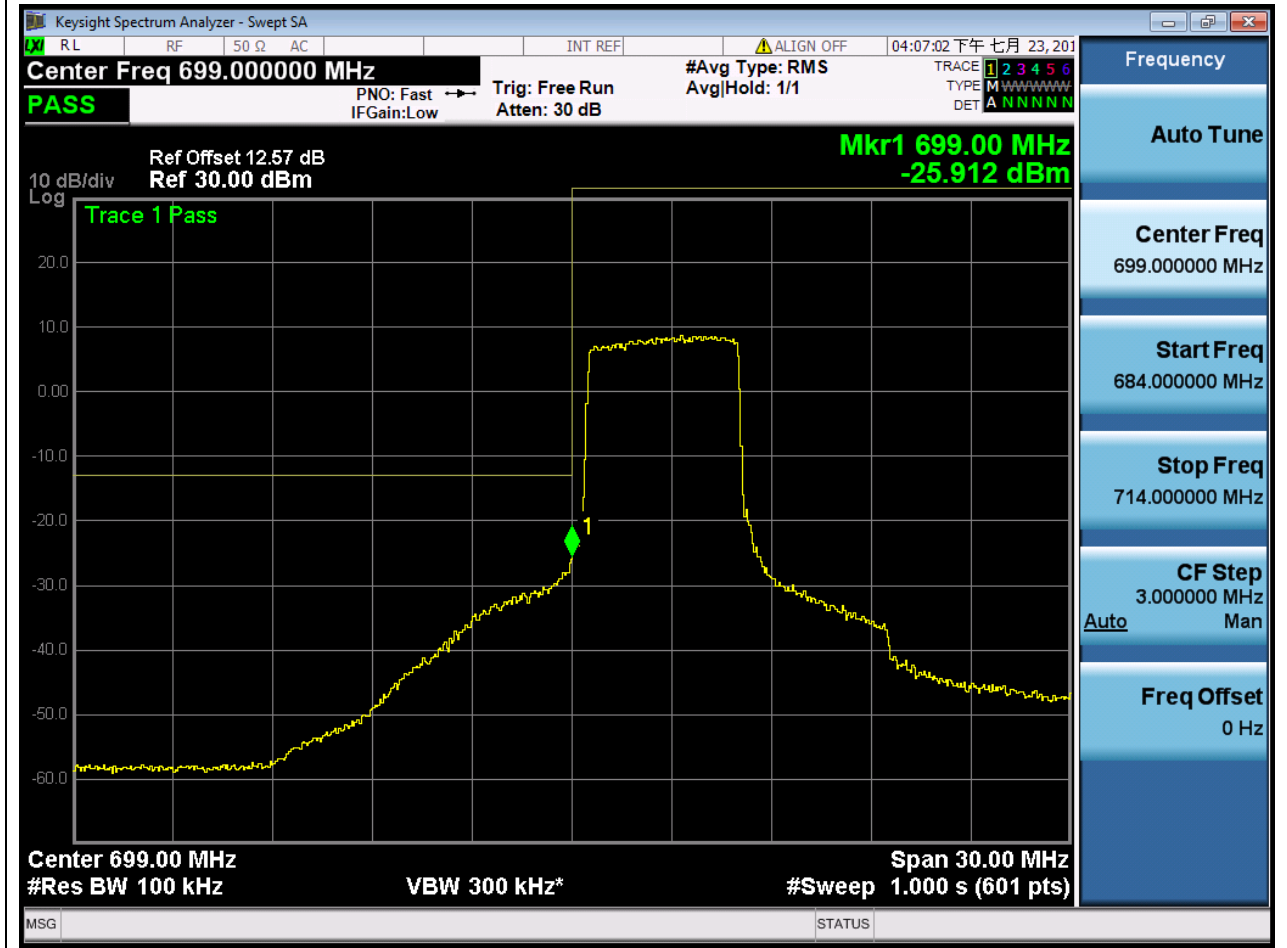
1.87. LTE Band Edge(NTNV)(Subtest:87, Channel:23060, Bandwidth:10, Modulation:QPSK, RB Number: 1, RB Position:HIGH)

| Center Frequency (MHz) | Span (MHz) | RBW (MHz) | Detector | Frequency (MHz) | Power (dBm) | Verdict | Sweep Point |
|------------------------|------------|-----------|----------|-----------------|-------------|---------|-------------|
| 699 | 30 | 0.1 | RMS | 690.8 | -37.94 | Pass | 601 |



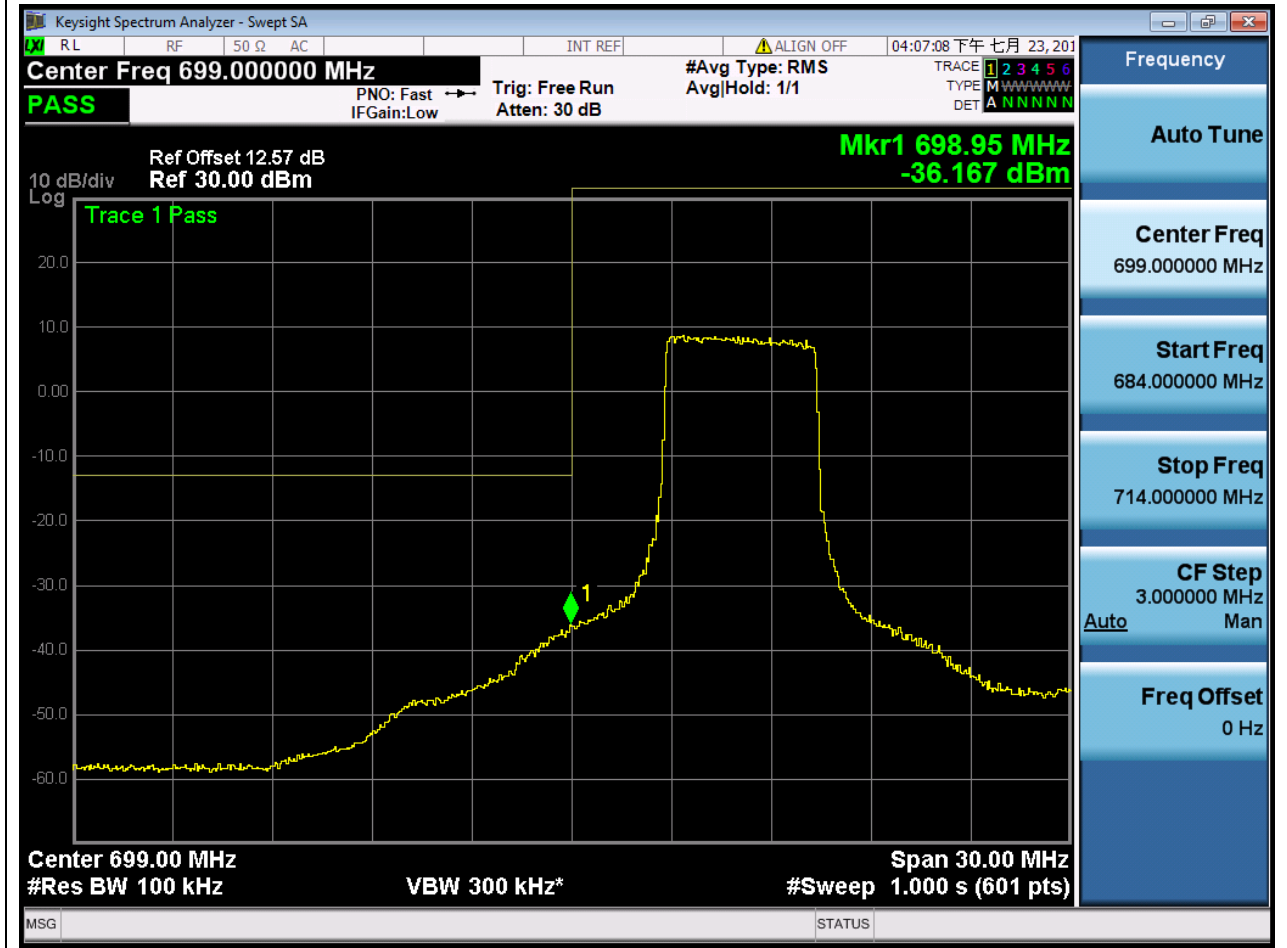
1.88. LTE Band Edge(NTNV)(Subtest:88, Channel:23060, Bandwidth:10, Modulation:QPSK, RB Number: 25, RB Position:LOW)

| Center Frequency (MHz) | Span (MHz) | RBW (MHz) | Detector | Frequency (MHz) | Power (dBm) | Verdict | Sweep Point |
|------------------------|------------|-----------|----------|-----------------|-------------|---------|-------------|
| 699 | 30 | 0.1 | RMS | 699 | -25.91 | Pass | 601 |



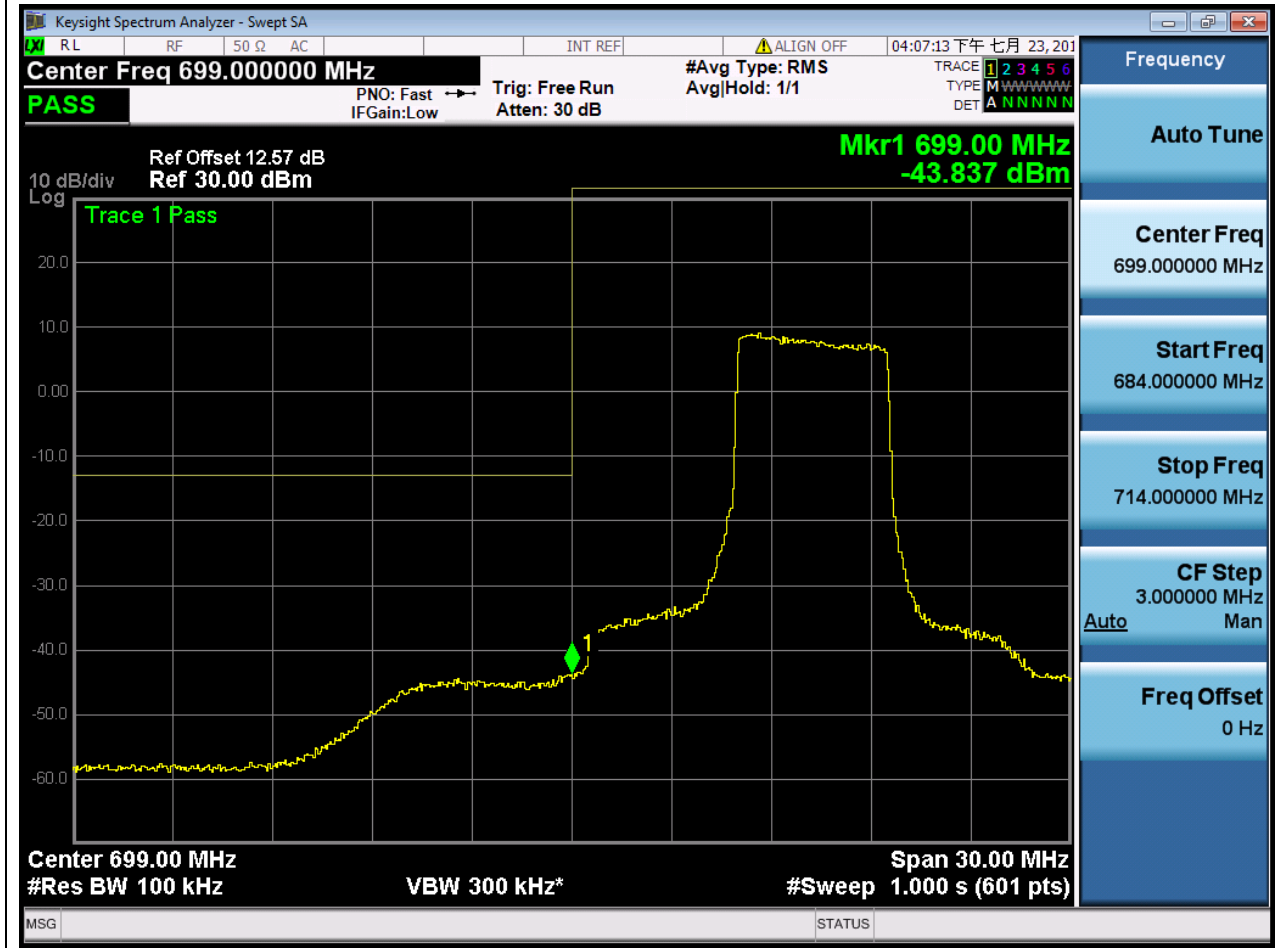
1.89. LTE Band Edge(NTNV)(Subtest:89, Channel:23060, Bandwidth:10, Modulation:QPSK, RB Number: 25, RB Position:MID)

| Center Frequency (MHz) | Span (MHz) | RBW (MHz) | Detector | Frequency (MHz) | Power (dBm) | Verdict | Sweep Point |
|------------------------|------------|-----------|----------|-----------------|-------------|---------|-------------|
| 699 | 30 | 0.1 | RMS | 698.95 | -36.17 | Pass | 601 |



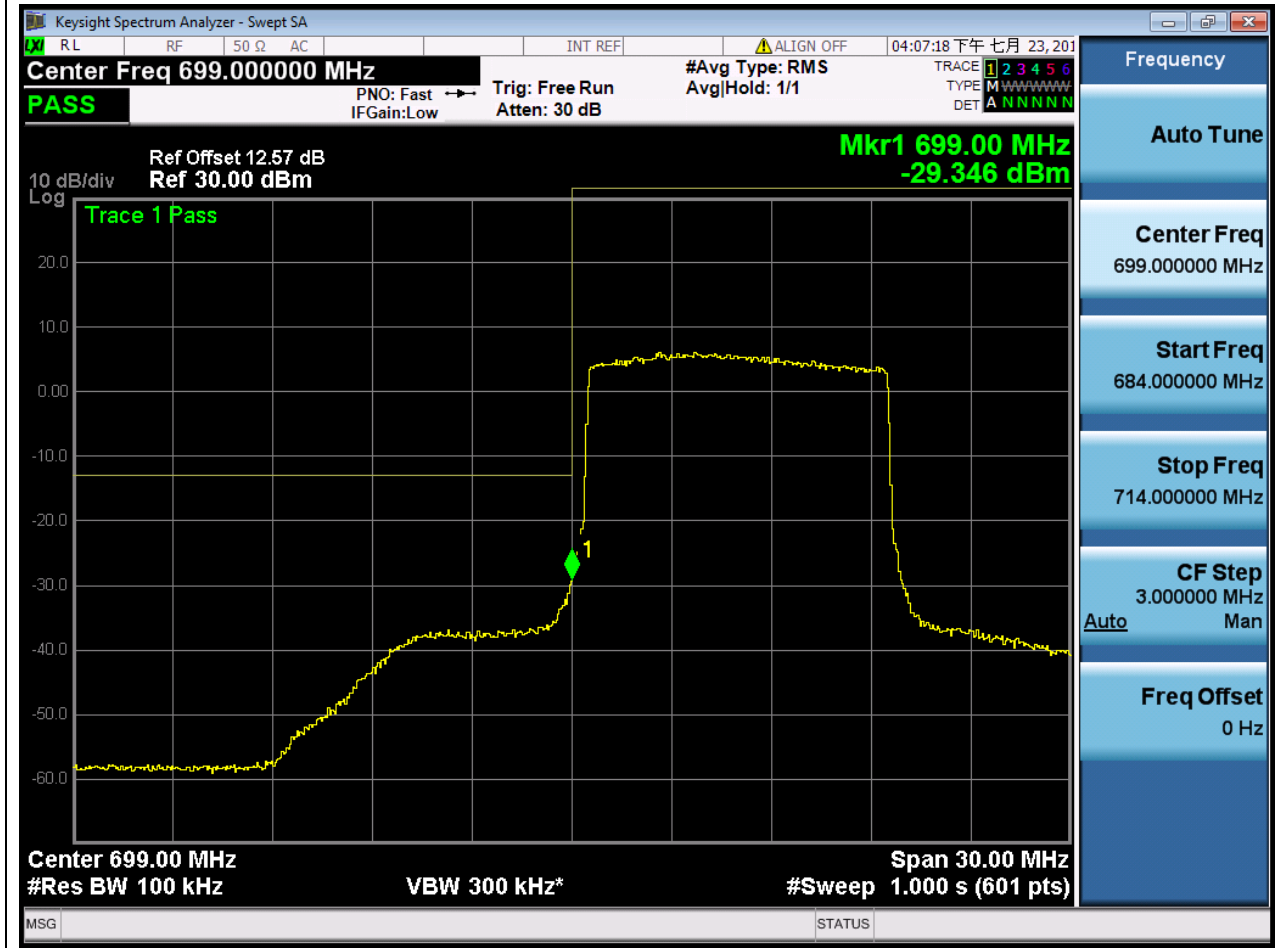
1.90. LTE Band Edge(NTNV)(Subtest:90, Channel:23060, Bandwidth:10, Modulation:QPSK, RB Number: 25, RB Position:HIGH)

| Center Frequency (MHz) | Span (MHz) | RBW (MHz) | Detector | Frequency (MHz) | Power (dBm) | Verdict | Sweep Point |
|------------------------|------------|-----------|----------|-----------------|-------------|---------|-------------|
| 699 | 30 | 0.1 | RMS | 699 | -43.84 | Pass | 601 |



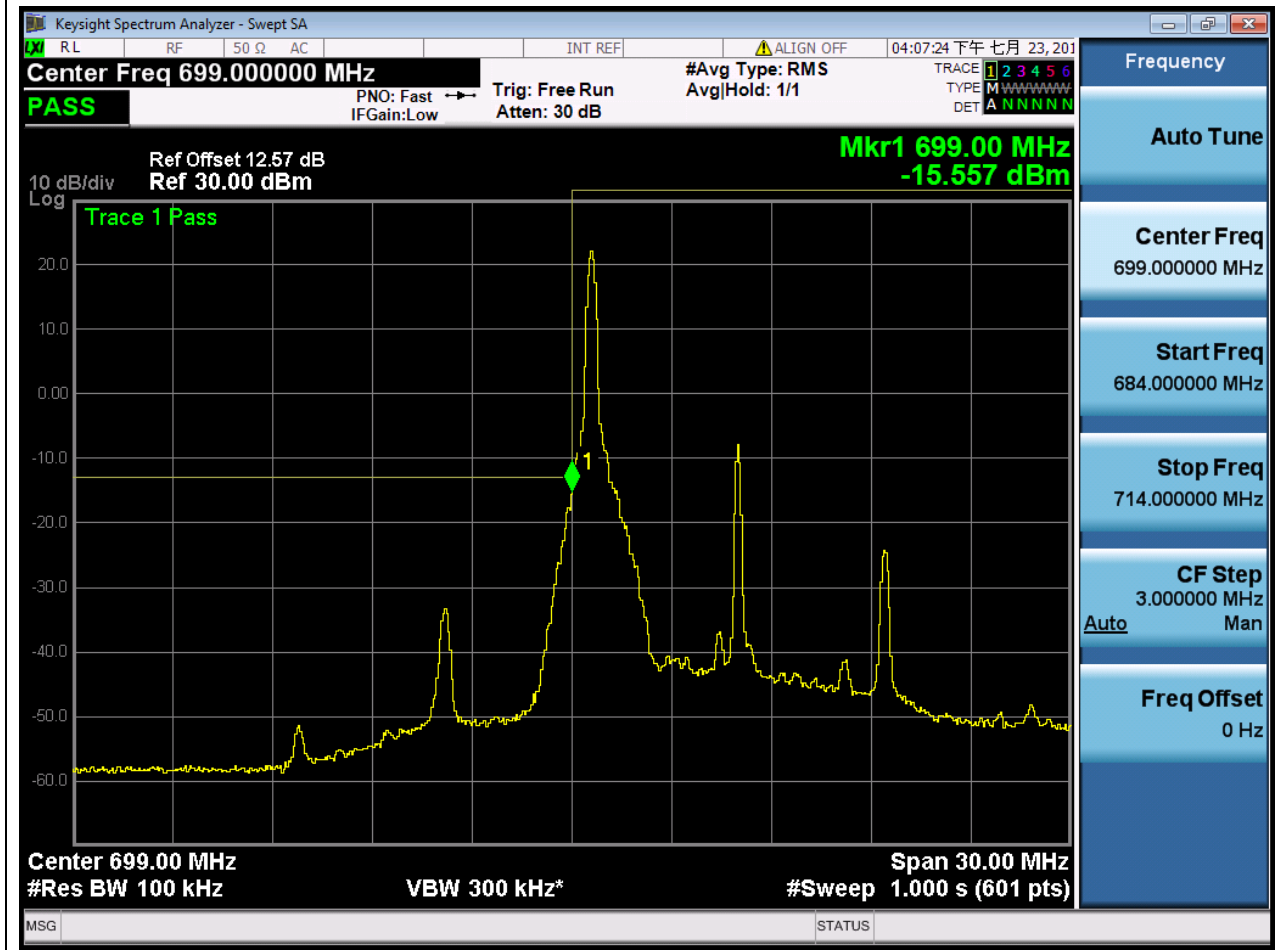
1.91. LTE Band Edge(NTNV)(Subtest:91, Channel:23060, Bandwidth:10, Modulation:QPSK, RB Number: 50, RB Position:LOW)

| Center Frequency (MHz) | Span (MHz) | RBW (MHz) | Detector | Frequency (MHz) | Power (dBm) | Verdict | Sweep Point |
|------------------------|------------|-----------|----------|-----------------|-------------|---------|-------------|
| 699 | 30 | 0.1 | RMS | 699 | -29.35 | Pass | 601 |



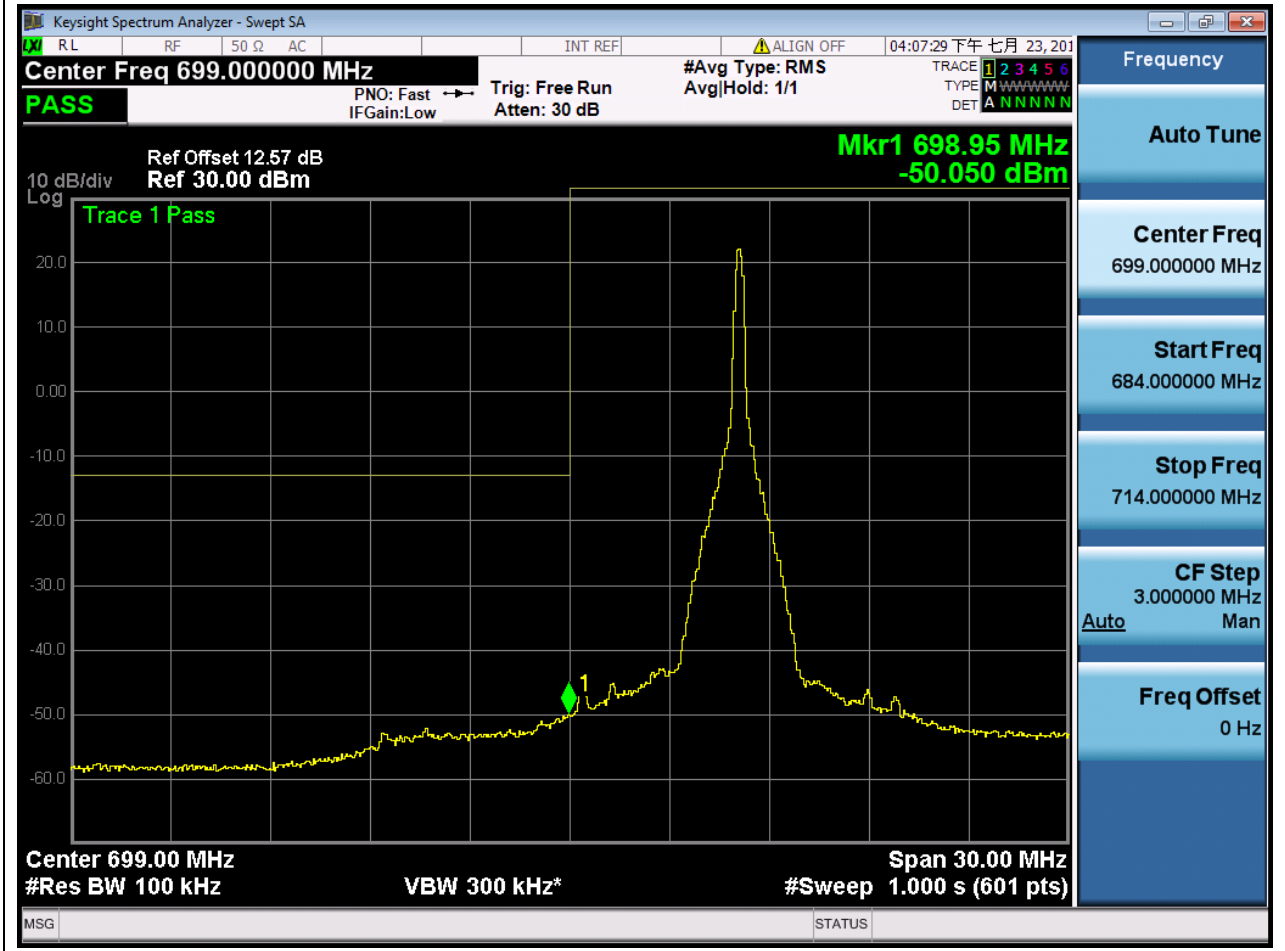
1.92. LTE Band Edge(NTNV)(Subtest:92, Channel:23060, Bandwidth:10, Modulation:Q16, RB Number: 1, RB Position:LOW)

| Center Frequency (MHz) | Span (MHz) | RBW (MHz) | Detector | Frequency (MHz) | Power (dBm) | Verdict | Sweep Point |
|------------------------|------------|-----------|----------|-----------------|-------------|---------|-------------|
| 699 | 30 | 0.1 | RMS | 699 | -15.56 | Pass | 601 |



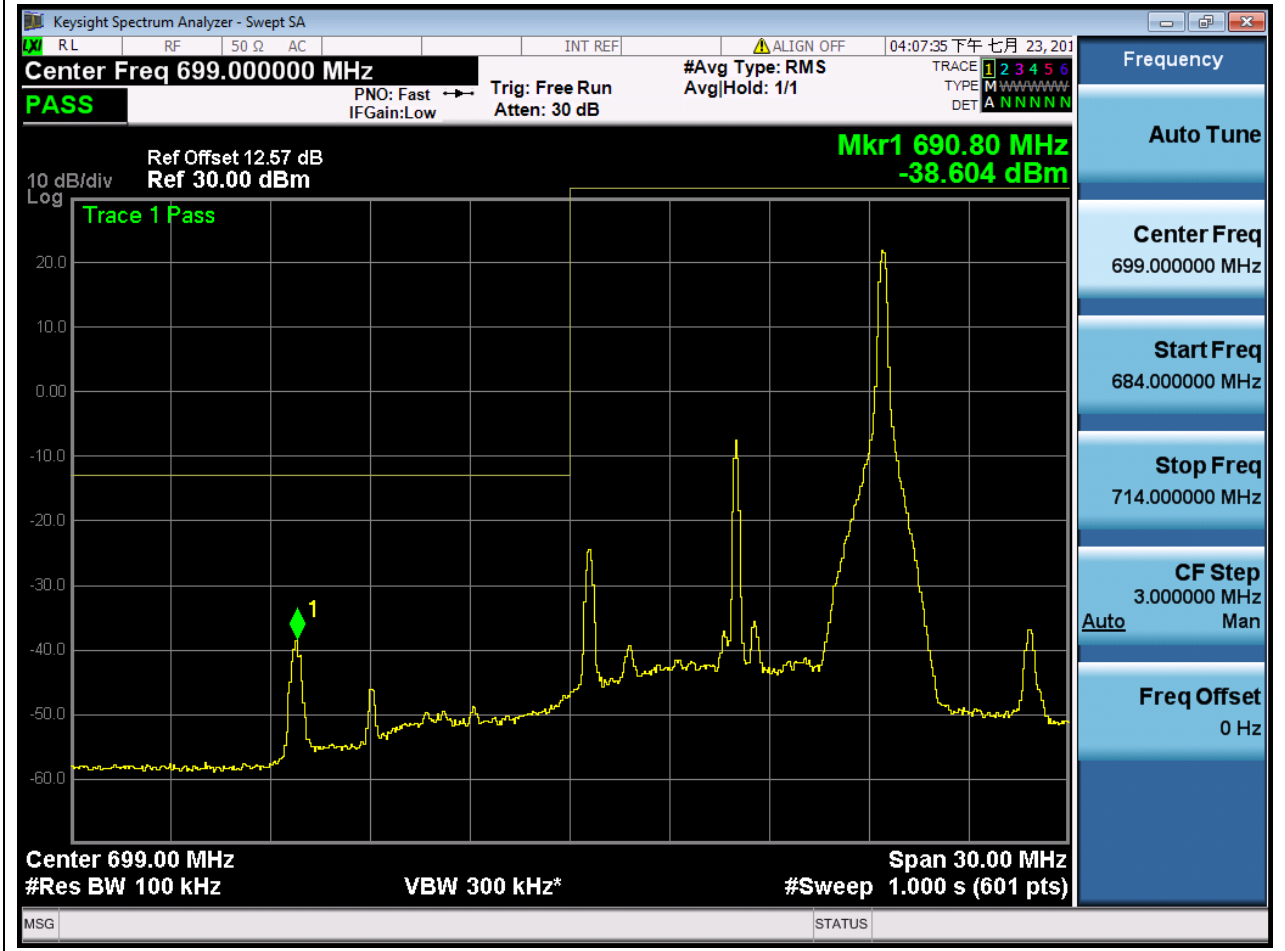
1.93. LTE Band Edge(NTNV)(Subtest:93, Channel:23060, Bandwidth:10, Modulation:Q16, RB Number: 1, RB Position:MID)

| Center Frequency (MHz) | Span (MHz) | RBW (MHz) | Detector | Frequency (MHz) | Power (dBm) | Verdict | Sweep Point |
|------------------------|------------|-----------|----------|-----------------|-------------|---------|-------------|
| 699 | 30 | 0.1 | RMS | 698.95 | -50.05 | Pass | 601 |



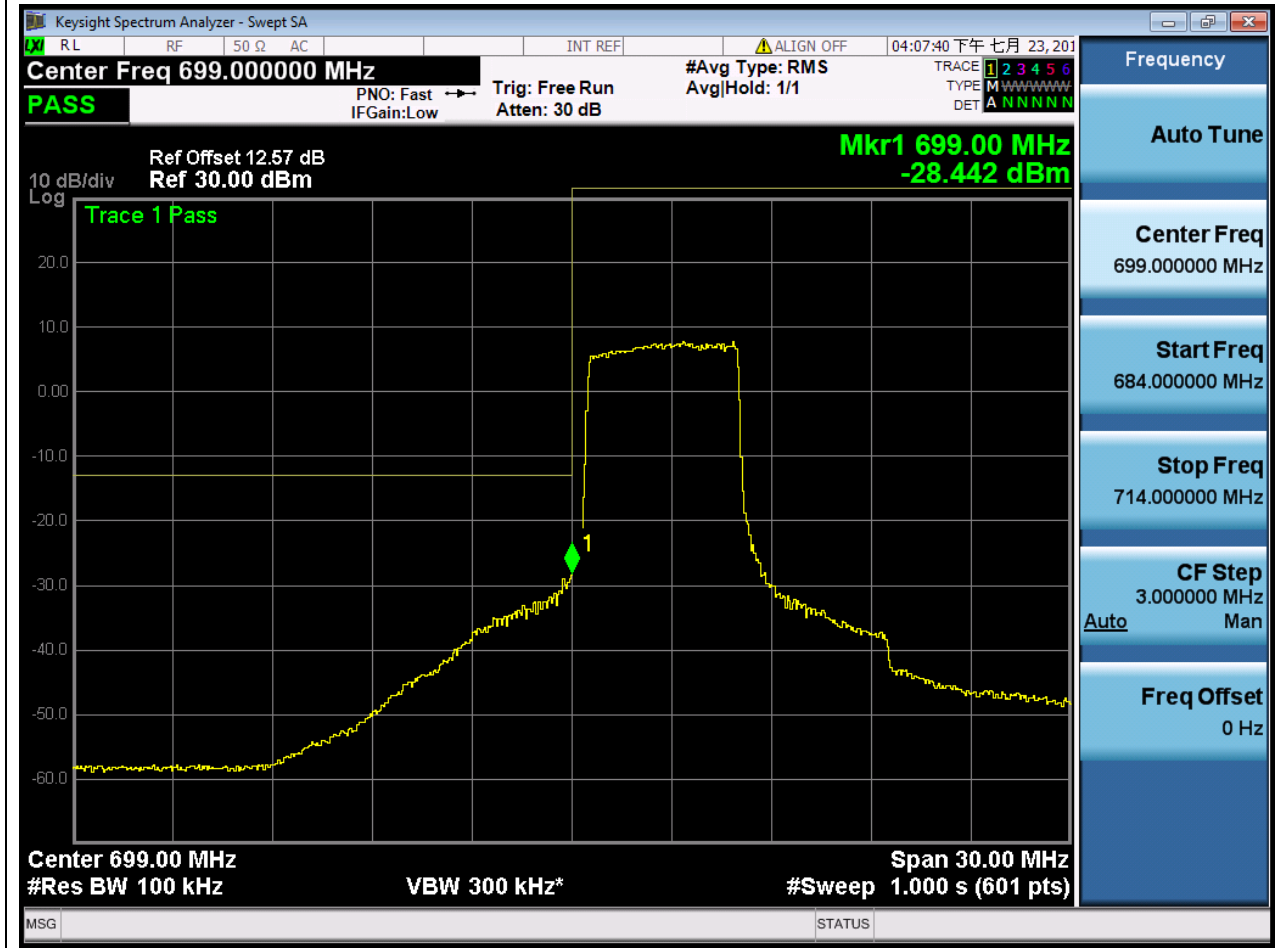
1.94. LTE Band Edge(NTNV)(Subtest:94, Channel:23060, Bandwidth:10, Modulation:Q16, RB Number: 1, RB Position:HIGH)

| Center Frequency (MHz) | Span (MHz) | RBW (MHz) | Detector | Frequency (MHz) | Power (dBm) | Verdict | Sweep Point |
|------------------------|------------|-----------|----------|-----------------|-------------|---------|-------------|
| 699 | 30 | 0.1 | RMS | 690.8 | -38.6 | Pass | 601 |



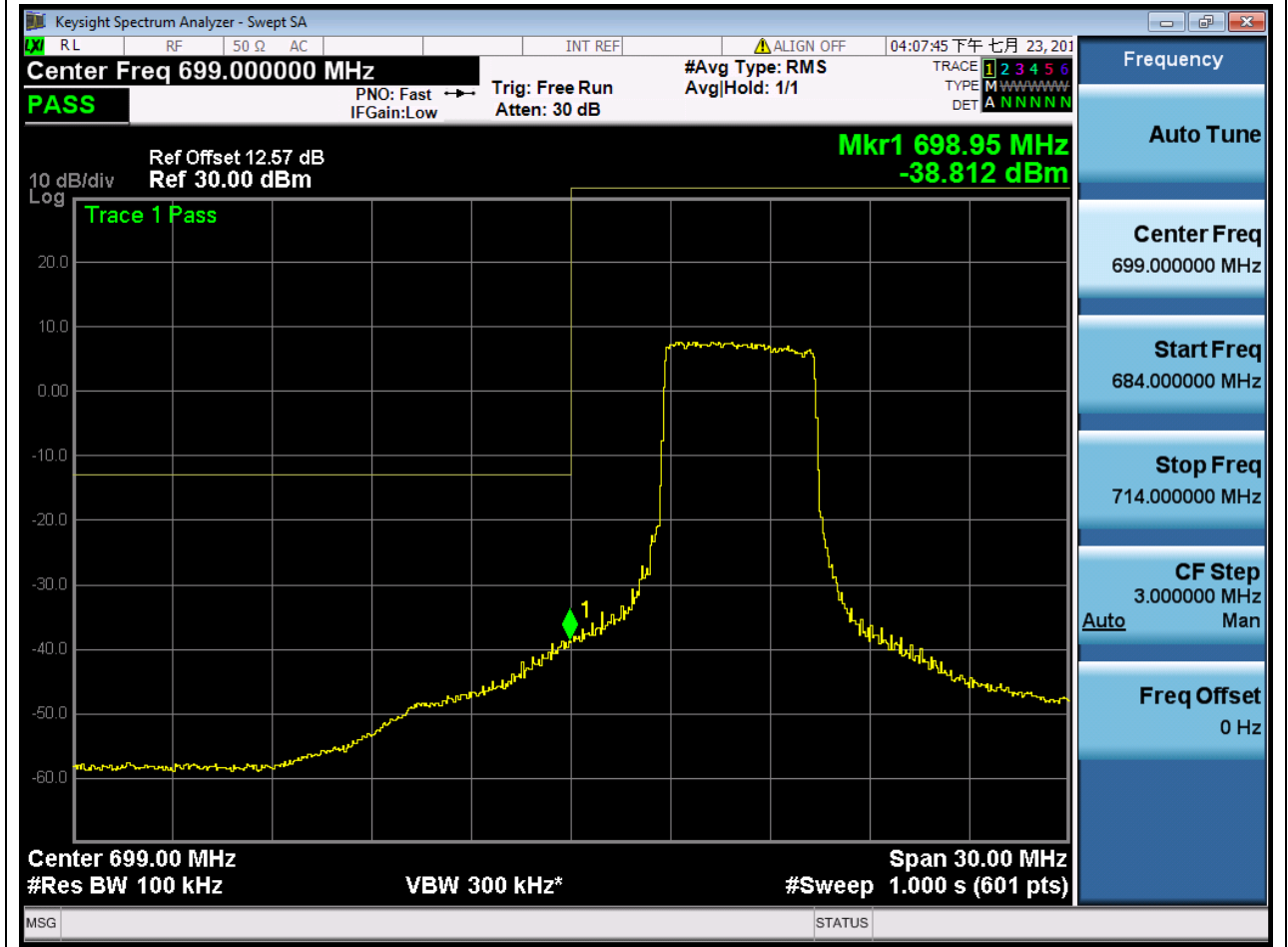
1.95. LTE Band Edge(NTNV)(Subtest:95, Channel:23060, Bandwidth:10, Modulation:Q16, RB Number: 25, RB Position:LOW)

| Center Frequency (MHz) | Span (MHz) | RBW (MHz) | Detector | Frequency (MHz) | Power (dBm) | Verdict | Sweep Point |
|------------------------|------------|-----------|----------|-----------------|-------------|---------|-------------|
| 699 | 30 | 0.1 | RMS | 699 | -28.44 | Pass | 601 |



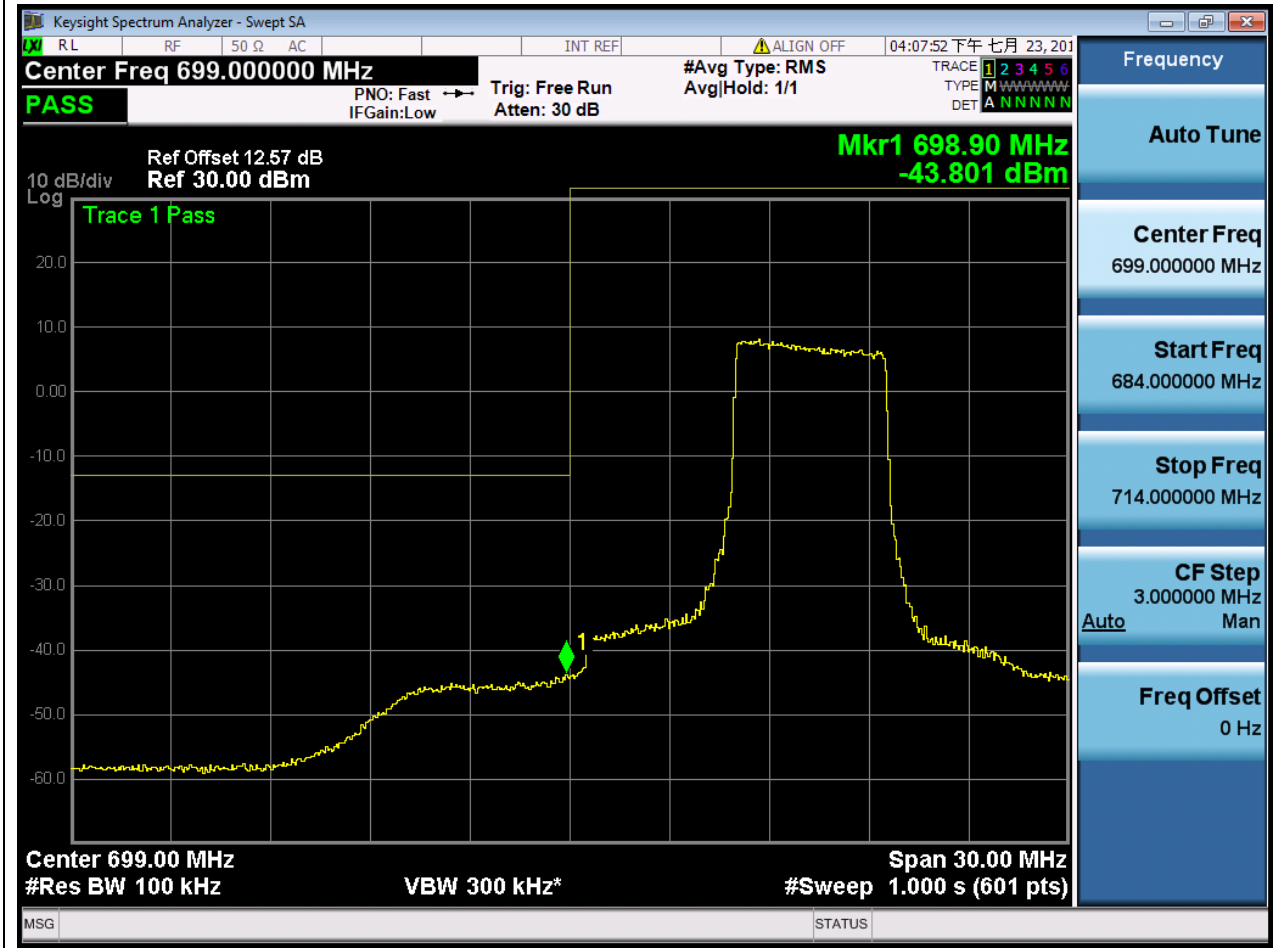
1.96. LTE Band Edge(NTNV)(Subtest:96, Channel:23060, Bandwidth:10, Modulation:Q16, RB Number: 25, RB Position:MID)

| Center Frequency (MHz) | Span (MHz) | RBW (MHz) | Detector | Frequency (MHz) | Power (dBm) | Verdict | Sweep Point |
|------------------------|------------|-----------|----------|-----------------|-------------|---------|-------------|
| 699 | 30 | 0.1 | RMS | 698.95 | -38.81 | Pass | 601 |



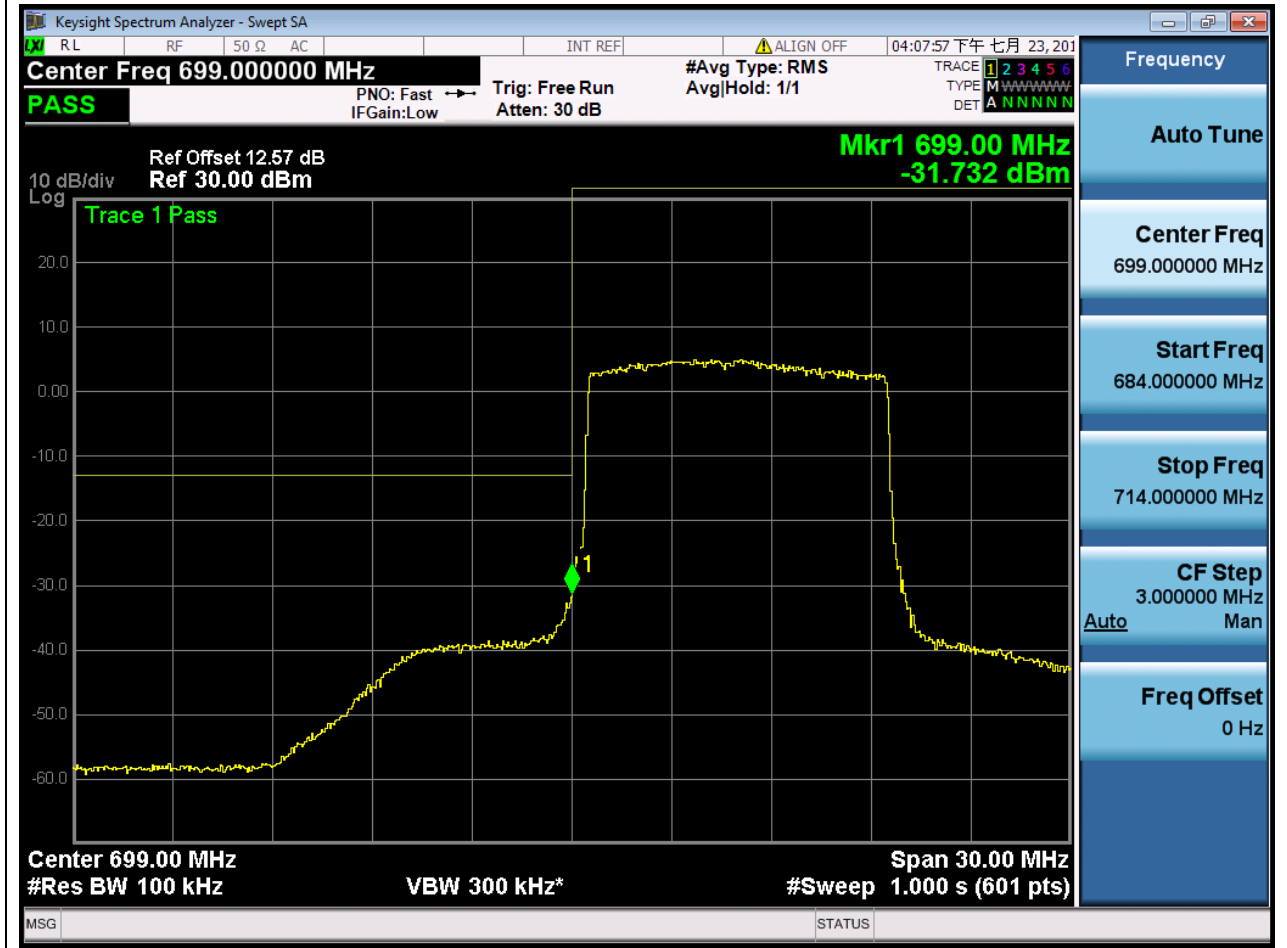
1.97. LTE Band Edge(NTNV)(Subtest:97, Channel:23060, Bandwidth:10, Modulation:Q16, RB Number: 25, RB Position:HIGH)

| Center Frequency (MHz) | Span (MHz) | RBW (MHz) | Detector | Frequency (MHz) | Power (dBm) | Verdict | Sweep Point |
|------------------------|------------|-----------|----------|-----------------|-------------|---------|-------------|
| 699 | 30 | 0.1 | RMS | 698.9 | -43.8 | Pass | 601 |



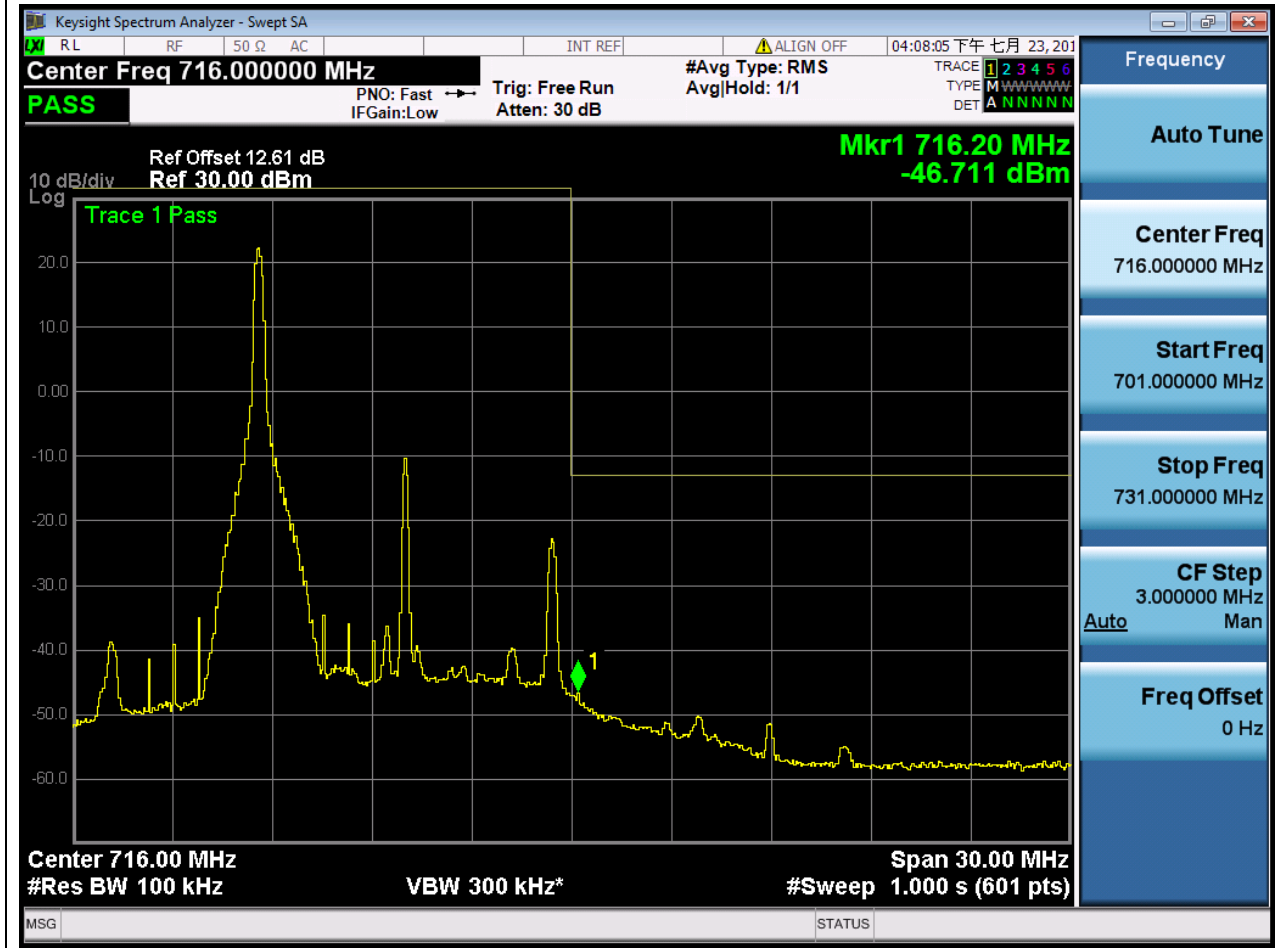
1.98. LTE Band Edge(NTNV)(Subtest:98, Channel:23060, Bandwidth:10, Modulation:Q16, RB Number: 50, RB Position:LOW)

| Center Frequency (MHz) | Span (MHz) | RBW (MHz) | Detector | Frequency (MHz) | Power (dBm) | Verdict | Sweep Point |
|------------------------|------------|-----------|----------|-----------------|-------------|---------|-------------|
| 699 | 30 | 0.1 | RMS | 699 | -31.73 | Pass | 601 |



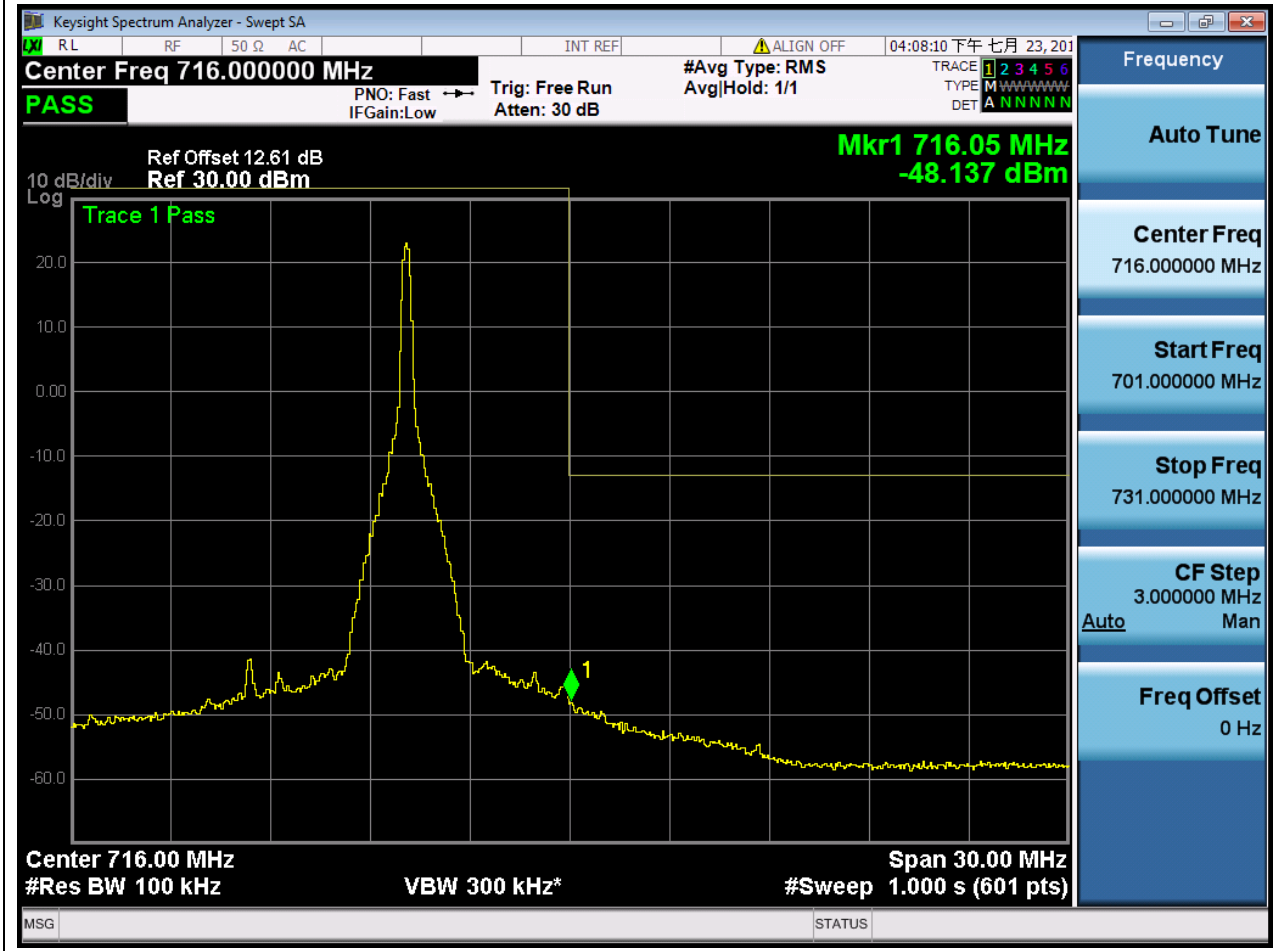
1.99. LTE Band Edge(NTNV)(Subtest:99, Channel:23130, Bandwidth:10, Modulation:QPSK, RB Number: 1, RB Position:LOW)

| Center Frequency (MHz) | Span (MHz) | RBW (MHz) | Detector | Frequency (MHz) | Power (dBm) | Verdict | Sweep Point |
|------------------------|------------|-----------|----------|-----------------|-------------|---------|-------------|
| 716 | 30 | 0.1 | RMS | 716.2 | -46.71 | Pass | 601 |



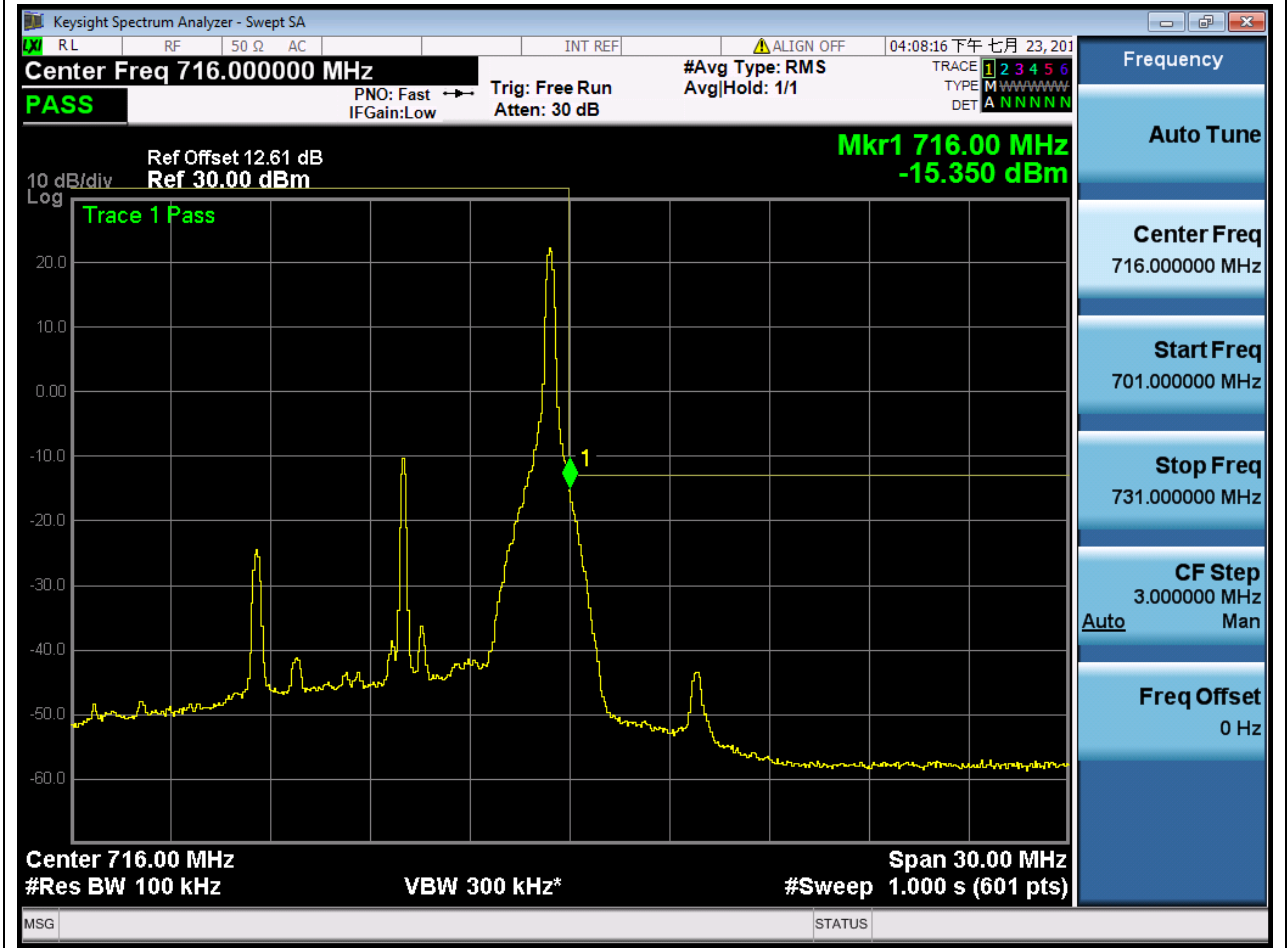
1.100. LTE Band Edge(NTNV)(Subtest:100, Channel:23130, Bandwidth:10, Modulation:QPSK, RB Number: 1, RB Position:MID)

| Center Frequency (MHz) | Span (MHz) | RBW (MHz) | Detector | Frequency (MHz) | Power (dBm) | Verdict | Sweep Point |
|------------------------|------------|-----------|----------|-----------------|-------------|---------|-------------|
| 716 | 30 | 0.1 | RMS | 716.05 | -48.14 | Pass | 601 |



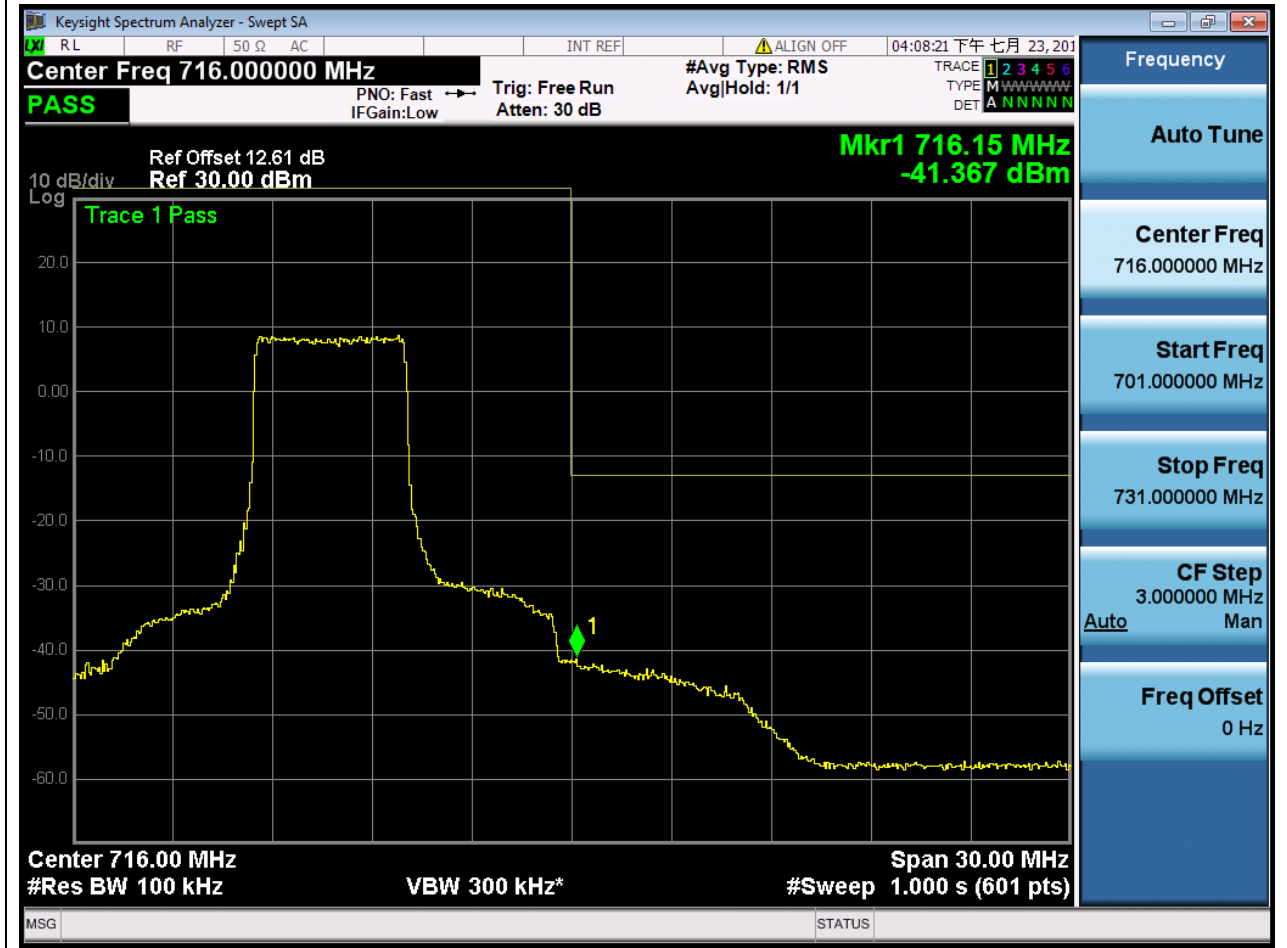
1.101. LTE Band Edge(NTNV)(Subtest:101, Channel:23130, Bandwidth:10, Modulation:QPSK, RB Number: 1, RB Position:HIGH)

| Center Frequency (MHz) | Span (MHz) | RBW (MHz) | Detector | Frequency (MHz) | Power (dBm) | Verdict | Sweep Point |
|------------------------|------------|-----------|----------|-----------------|-------------|---------|-------------|
| 716 | 30 | 0.1 | RMS | 716 | -15.35 | Pass | 601 |



1.102. LTE Band Edge(NTNV)(Subtest:102, Channel:23130, Bandwidth:10, Modulation:QPSK, RB Number: 25, RB Position:LOW)

| Center Frequency (MHz) | Span (MHz) | RBW (MHz) | Detector | Frequency (MHz) | Power (dBm) | Verdict | Sweep Point |
|------------------------|------------|-----------|----------|-----------------|-------------|---------|-------------|
| 716 | 30 | 0.1 | RMS | 716.15 | -41.37 | Pass | 601 |



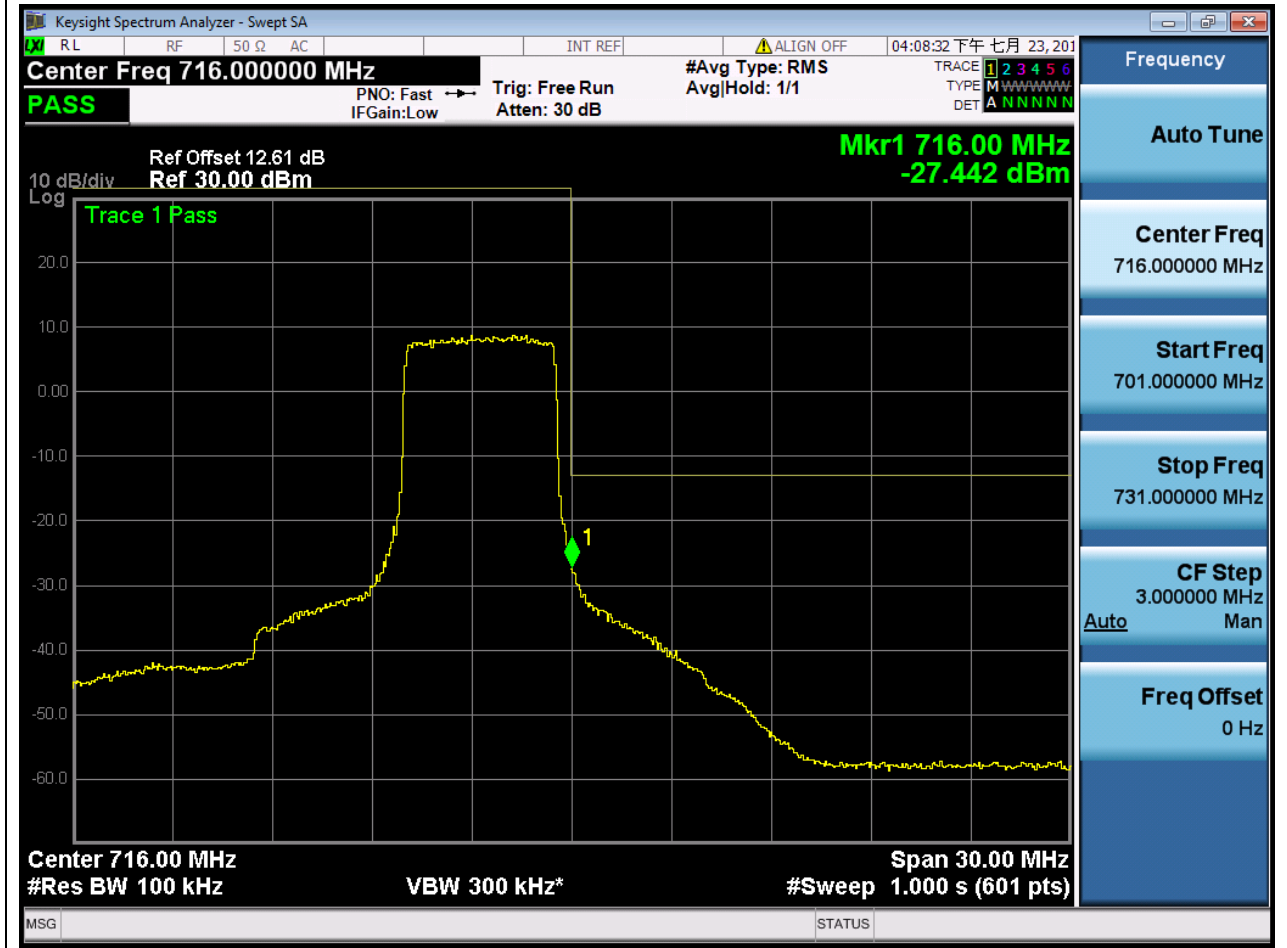
1.103. LTE Band Edge(NTNV)(Subtest:103, Channel:23130, Bandwidth:10, Modulation:QPSK, RB Number: 25, RB Position:MID)

| Center Frequency (MHz) | Span (MHz) | RBW (MHz) | Detector | Frequency (MHz) | Power (dBm) | Verdict | Sweep Point |
|------------------------|------------|-----------|----------|-----------------|-------------|---------|-------------|
| 716 | 30 | 0.1 | RMS | 716.05 | -33.07 | Pass | 601 |



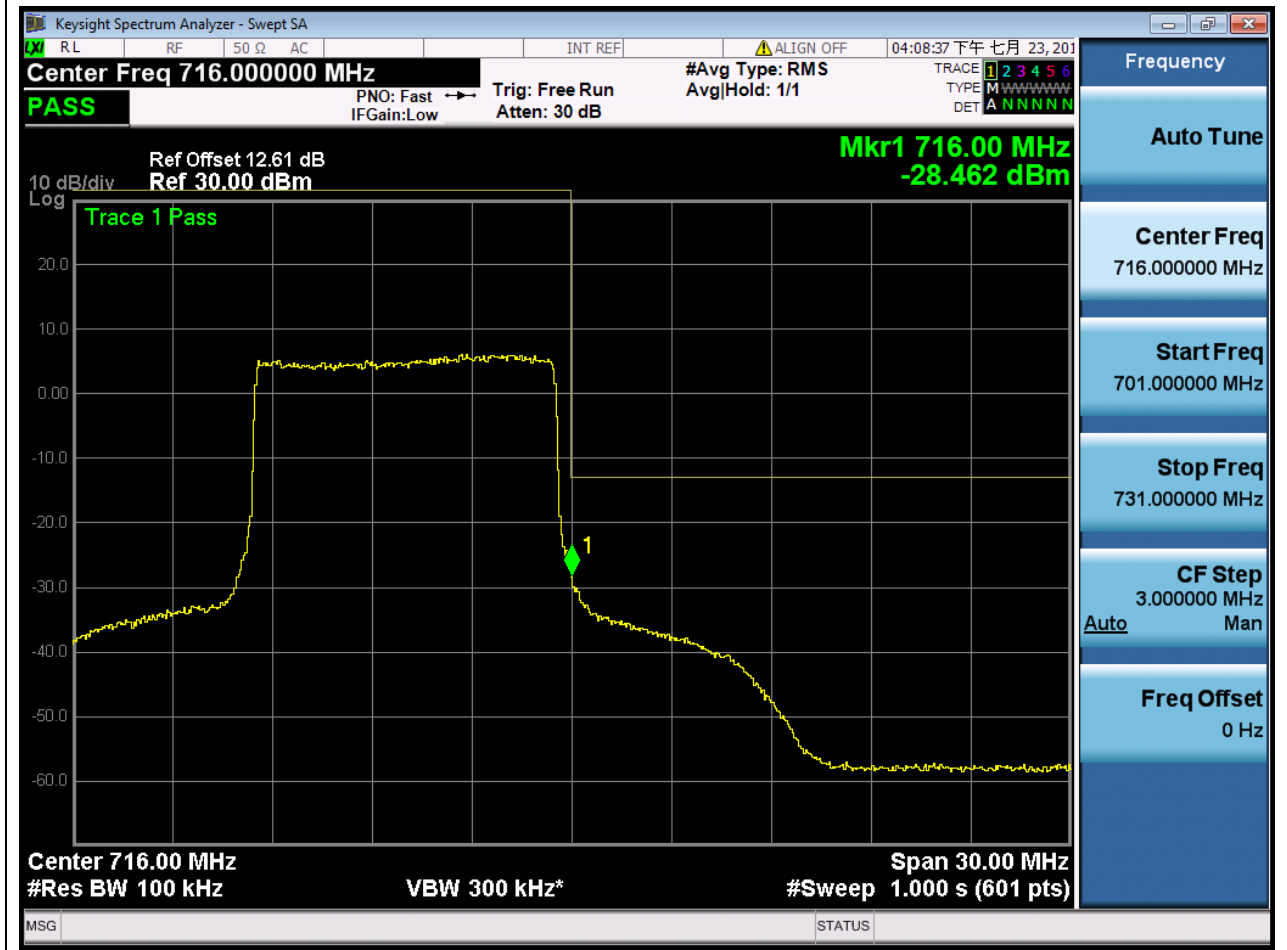
1.104. LTE Band Edge(NTNV)(Subtest:104, Channel:23130, Bandwidth:10, Modulation:QPSK, RB Number: 25, RB Position:HIGH)

| Center Frequency (MHz) | Span (MHz) | RBW (MHz) | Detector | Frequency (MHz) | Power (dBm) | Verdict | Sweep Point |
|------------------------|------------|-----------|----------|-----------------|-------------|---------|-------------|
| 716 | 30 | 0.1 | RMS | 716 | -27.44 | Pass | 601 |



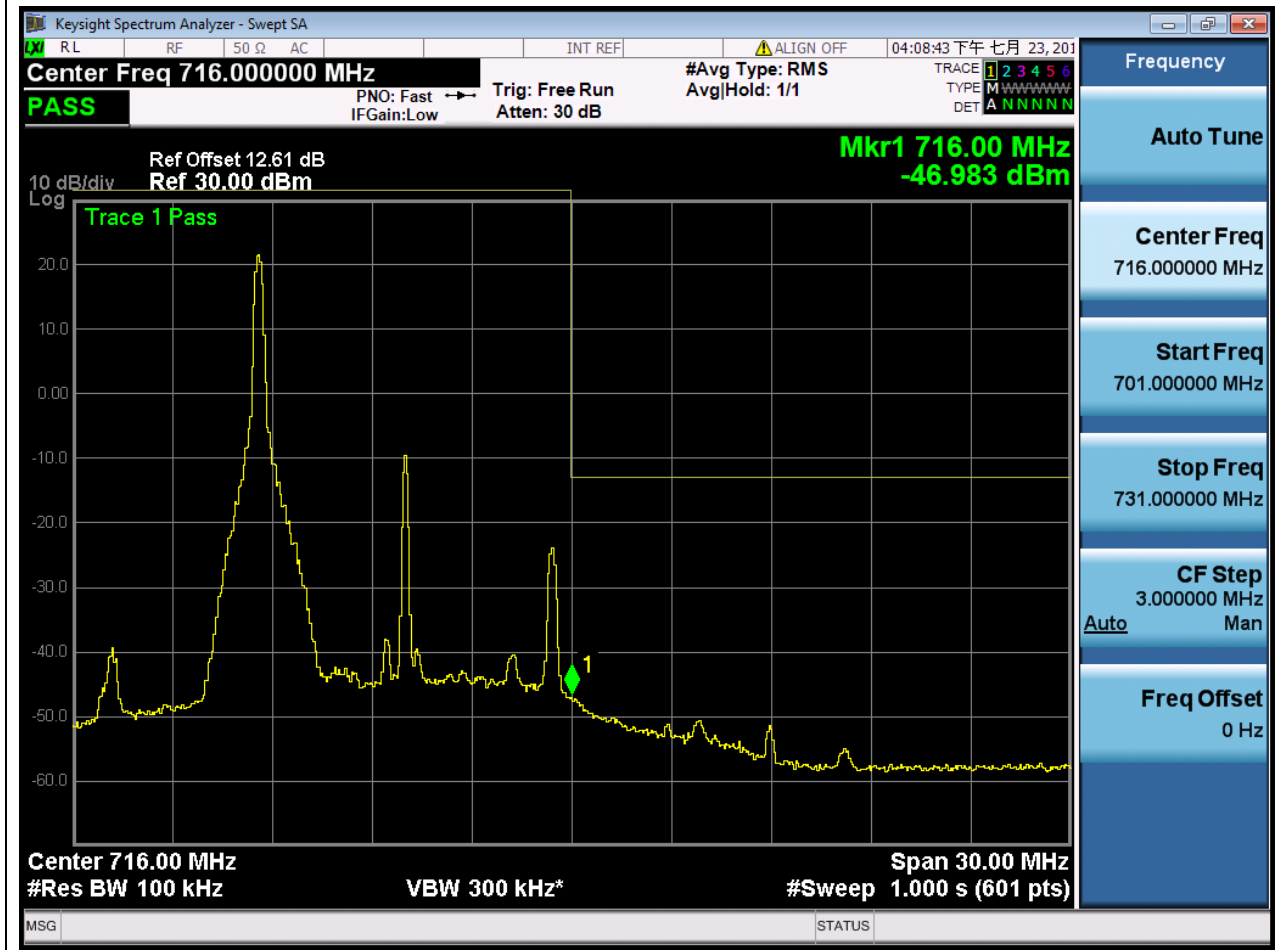
1.105. LTE Band Edge(NTNV)(Subtest:105, Channel:23130, Bandwidth:10, Modulation:QPSK, RB Number: 50, RB Position:LOW)

| Center Frequency (MHz) | Span (MHz) | RBW (MHz) | Detector | Frequency (MHz) | Power (dBm) | Verdict | Sweep Point |
|------------------------|------------|-----------|----------|-----------------|-------------|---------|-------------|
| 716 | 30 | 0.1 | RMS | 716 | -28.46 | Pass | 601 |



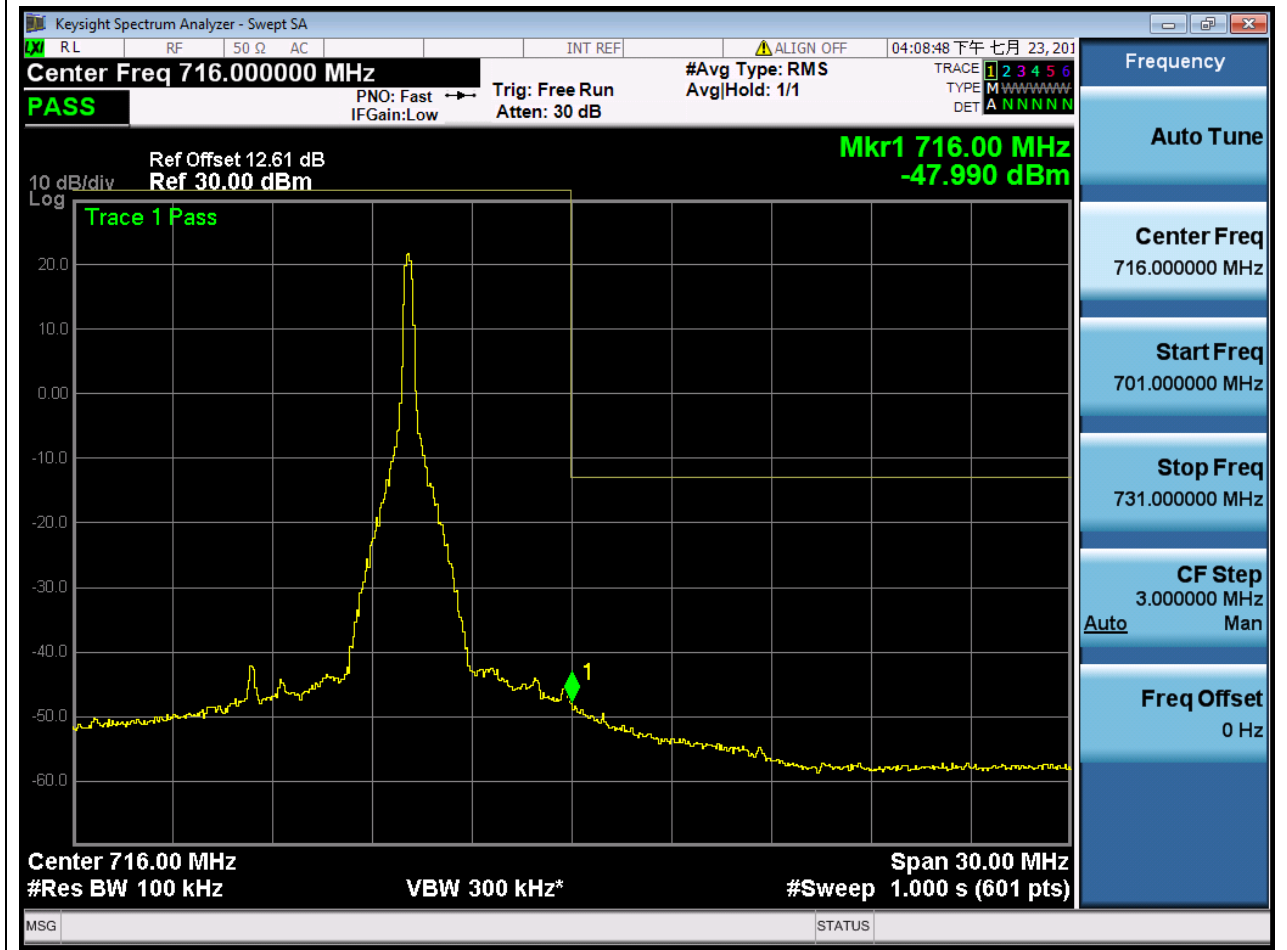
1.106. LTE Band Edge(NTNV)(Subtest:106, Channel:23130, Bandwidth:10, Modulation:Q16, RB Number: 1, RB Position:LOW)

| Center Frequency (MHz) | Span (MHz) | RBW (MHz) | Detector | Frequency (MHz) | Power (dBm) | Verdict | Sweep Point |
|------------------------|------------|-----------|----------|-----------------|-------------|---------|-------------|
| 716 | 30 | 0.1 | RMS | 716 | -46.98 | Pass | 601 |



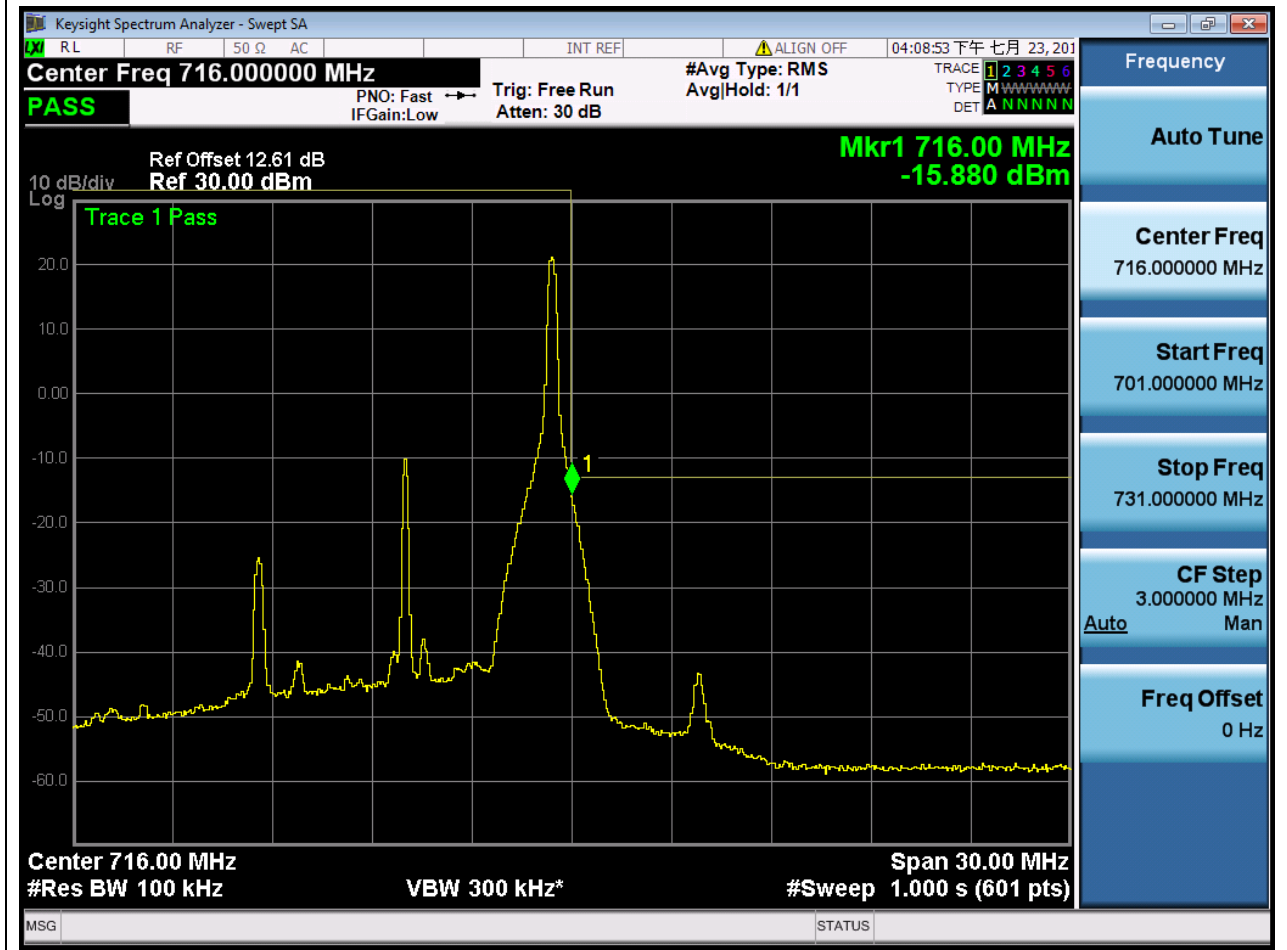
1.107. LTE Band Edge(NTNV)(Subtest:107, Channel:23130, Bandwidth:10, Modulation:Q16, RB Number: 1, RB Position:MID)

| Center Frequency (MHz) | Span (MHz) | RBW (MHz) | Detector | Frequency (MHz) | Power (dBm) | Verdict | Sweep Point |
|------------------------|------------|-----------|----------|-----------------|-------------|---------|-------------|
| 716 | 30 | 0.1 | RMS | 716 | -47.99 | Pass | 601 |



1.108. LTE Band Edge(NTNV)(Subtest:108, Channel:23130, Bandwidth:10, Modulation:Q16, RB Number: 1, RB Position:HIGH)

| Center Frequency (MHz) | Span (MHz) | RBW (MHz) | Detector | Frequency (MHz) | Power (dBm) | Verdict | Sweep Point |
|------------------------|------------|-----------|----------|-----------------|-------------|---------|-------------|
| 716 | 30 | 0.1 | RMS | 716 | -15.88 | Pass | 601 |



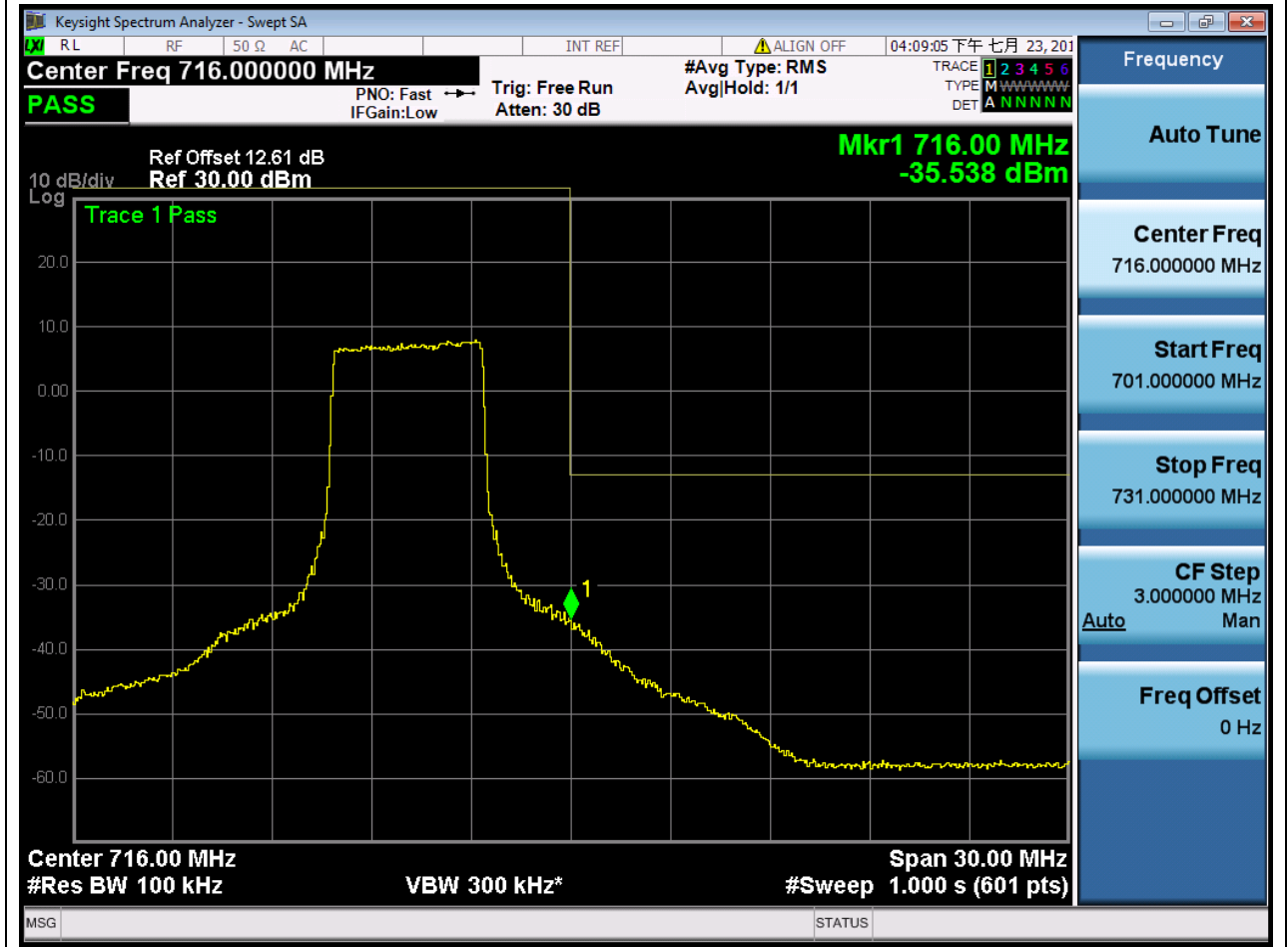
1.109. LTE Band Edge(NTNV)(Subtest:109, Channel:23130, Bandwidth:10, Modulation:Q16, RB Number: 25, RB Position:LOW)

| Center Frequency (MHz) | Span (MHz) | RBW (MHz) | Detector | Frequency (MHz) | Power (dBm) | Verdict | Sweep Point |
|------------------------|------------|-----------|----------|-----------------|-------------|---------|-------------|
| 716 | 30 | 0.1 | RMS | 716.05 | -41.48 | Pass | 601 |



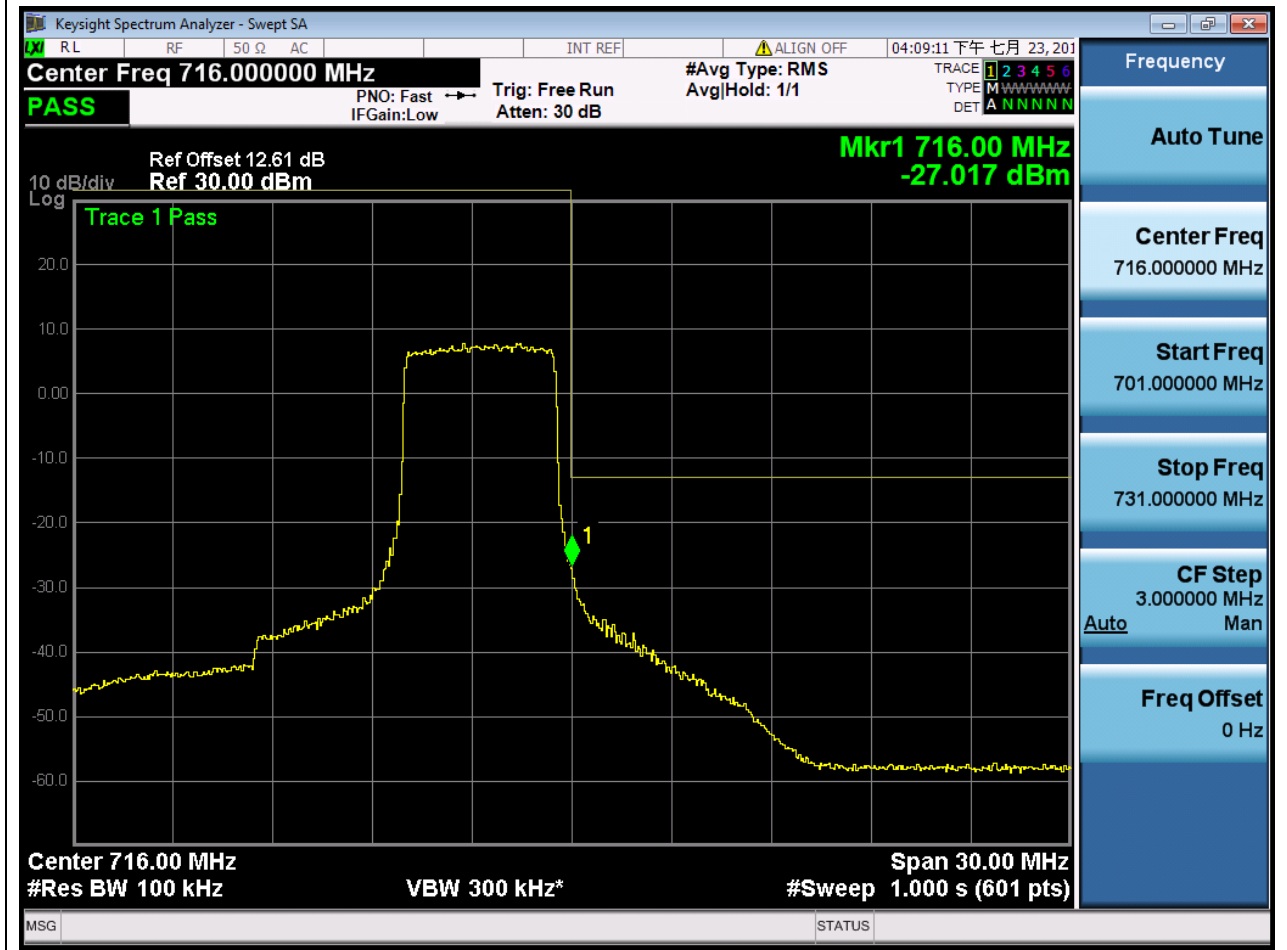
1.110. LTE Band Edge(NTNV)(Subtest:110, Channel:23130, Bandwidth:10, Modulation:Q16, RB Number: 25, RB Position:MID)

| Center Frequency (MHz) | Span (MHz) | RBW (MHz) | Detector | Frequency (MHz) | Power (dBm) | Verdict | Sweep Point |
|------------------------|------------|-----------|----------|-----------------|-------------|---------|-------------|
| 716 | 30 | 0.1 | RMS | 716 | -35.54 | Pass | 601 |



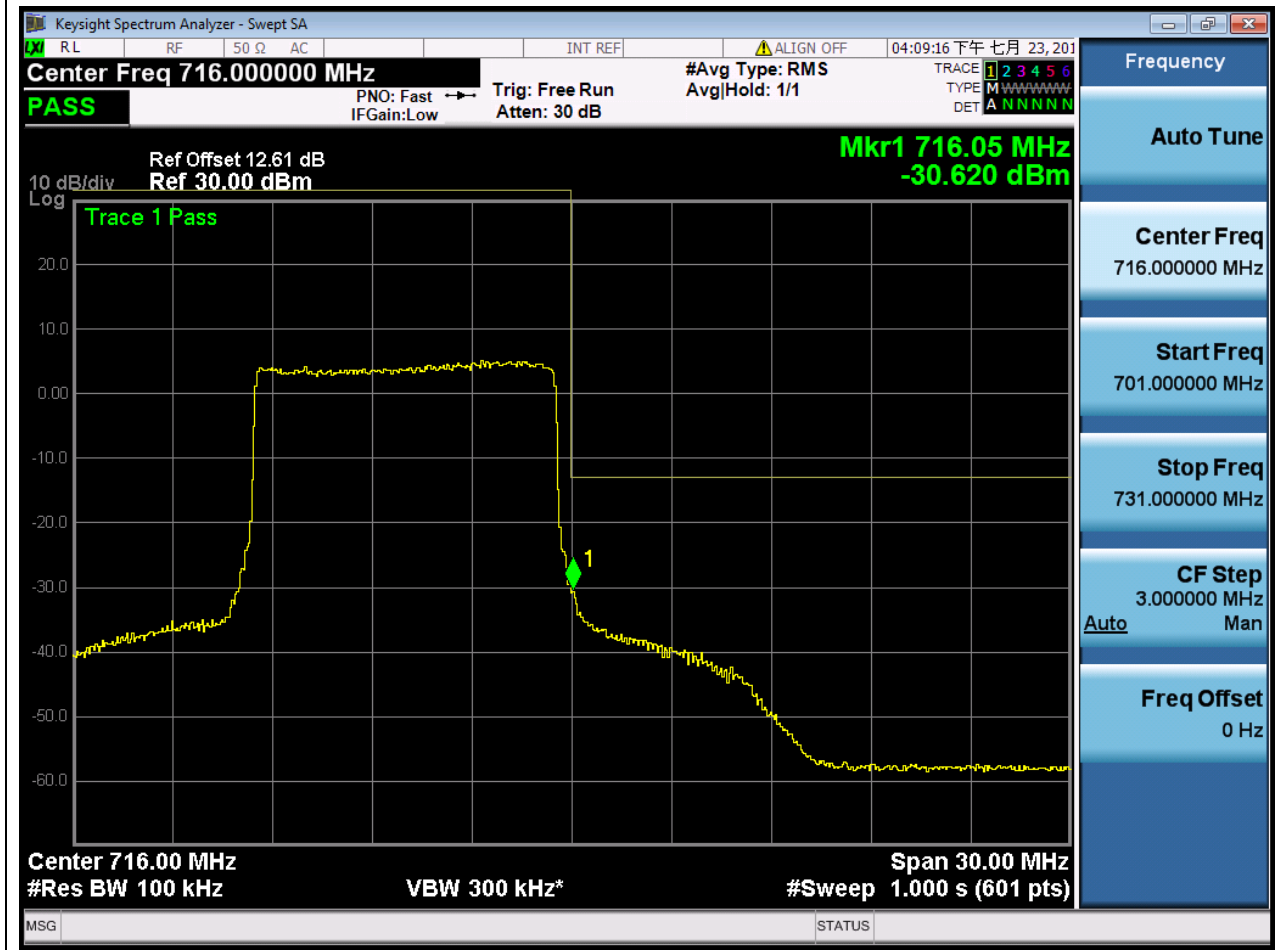
1.111. LTE Band Edge(NTNV)(Subtest:111, Channel:23130, Bandwidth:10, Modulation:Q16, RB Number: 25, RB Position:HIGH)

| Center Frequency (MHz) | Span (MHz) | RBW (MHz) | Detector | Frequency (MHz) | Power (dBm) | Verdict | Sweep Point |
|------------------------|------------|-----------|----------|-----------------|-------------|---------|-------------|
| 716 | 30 | 0.1 | RMS | 716 | -27.02 | Pass | 601 |



1.112. LTE Band Edge(NTNV)(Subtest:112, Channel:23130, Bandwidth:10, Modulation:Q16, RB Number: 50, RB Position:LOW)

| Center Frequency (MHz) | Span (MHz) | RBW (MHz) | Detector | Frequency (MHz) | Power (dBm) | Verdict | Sweep Point |
|------------------------|------------|-----------|----------|-----------------|-------------|---------|-------------|
| 716 | 30 | 0.1 | RMS | 716.05 | -30.62 | Pass | 601 |



END