

# 产品规格承认书

## Specification For Approval

客户名称:  
Customer

Shenzhen Techtion Smart Electronics  
Co.,Ltd

供应商: Supplier

DelinCOMM

供应商品牌:  
brand of supplier

DelinCOMM

产品名称  
Production  
Name

棒状天线

产品型号:  
ProductionNumber

6688-03-0002

AR109-2.4~5.8G-SZ-N

Address :Shenzhou Computer

Building, Beier Road, Longgang

District, Shenzhen

## 规格书目录(Directory)

电气参数 (Electrical parameters)	4
机械参数(Mechanical parameters)	4
工作/储存温度 (Operating/ Storage Temperature)	4
结构图纸 (Structural drawings)	5
环境与可靠性试验(Environmental and reliability testing)	6. 7
测试设备(Test equipment)	8
测试参数(Testing Parameters)	9. 10

## 电气参数 (Electrical parameters) :

<b>Frequency</b> 频率范围	2.4~5.8GHz
<b>Impedance</b> 特性阻抗	50Ω
<b>S.W.R.</b> 电压驻波比	≤2.0
<b>Antenna Gain</b> 增益	2.0dBi
<b>Polarization</b> 极化形式	vertical polarization
<b>Return Loss</b> 回波损耗	-9.2dB MAX

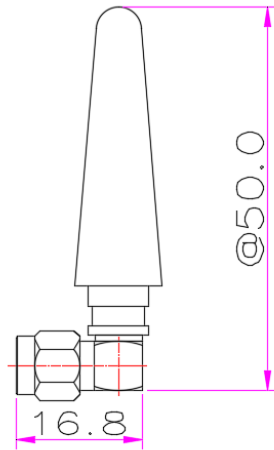
## 机械参数(Mechanical parameters) :

<b>Antenna Colour</b> 天线颜色	black
<b>RF Cable Model</b> 射频线型号	6688-03-0002
<b>Connect Type</b> 接口方式	SMA

## 工作/储存温度 (Operating/ Storage Temperature) :

<b>Operating Temperature</b> 工作温度	-40~85℃
<b>Storage Temperature</b> 储存温度	-40~85℃

结构图纸 (Structural drawings)MM:



测试设备(Test equipment):



安捷伦 E5071C 网络分析仪



HP 8594E 频谱分析仪



CMW-500

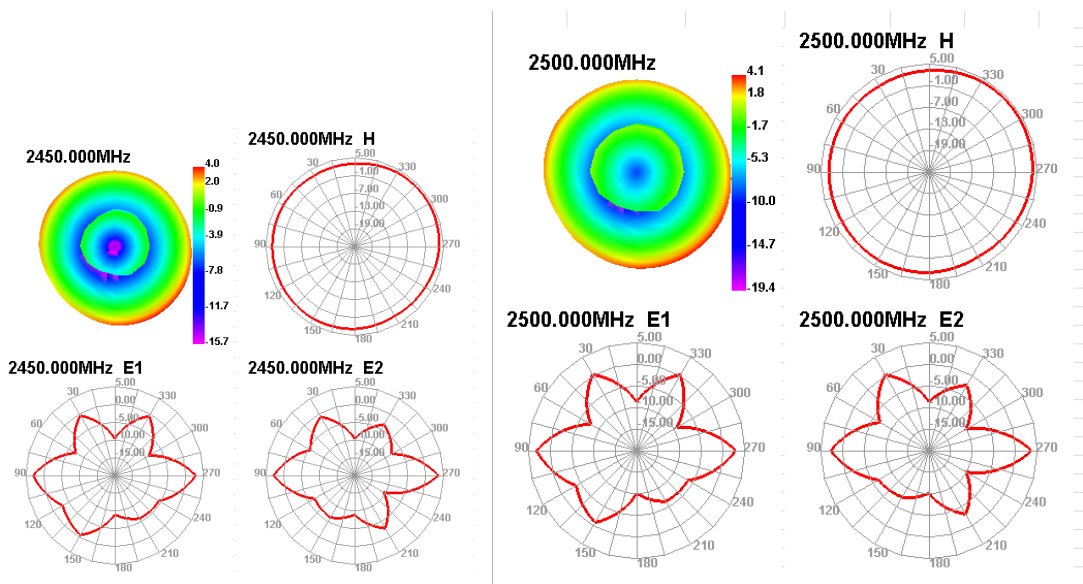
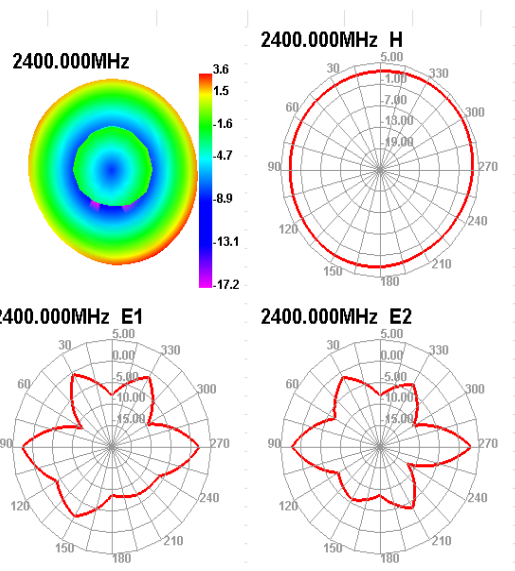


微波暗室

### 测试参数(Testing Parameters)

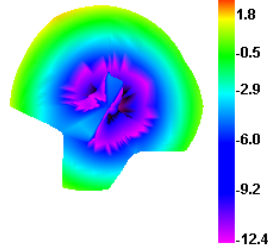
#### 阻波比&回波损耗(V.S.W.R&Ruturn Loss)

Fred (MHz)	Effi (%)	Effi (%)	Gain (dBi)
2400	41.07	-2.09	1.63
2410	41.62	-2.50	1.59
2420	41.98	-2.69	1.75
2430	41.81	-2.09	1.38
2440	41.54	-2.34	1.75
2450	41.83	-2.42	1.55
2460	41.15	-2.49	1.69
2470	41.26	-2.88	1.89
2480	41.78	-2.87	1.94
2490	41.05	-2.07	2.00
2500	41.07	-2.09	1.71

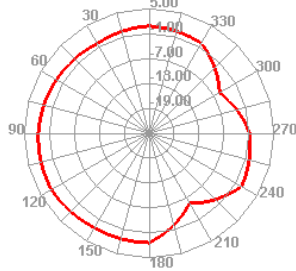


Fred (MHz)	Effi (%)	Effi (%)	Gain (dBi)
4900	60.30	-0.78	1.23
5000	60.53	-0.44	1.59
5100	60.61	-0.25	1.99
5200	60.27	-0.69	1.34
5300	60.49	-0.35	1.48
5400	60.96	-0.35	1.08
5500	60.30	-0.75	1.31
5600	60.73	-0.58	1.53
5700	60.76	0.16	1.78
5800	60.21	-0.63	1.36
5900	60.47	-0.28	1.41

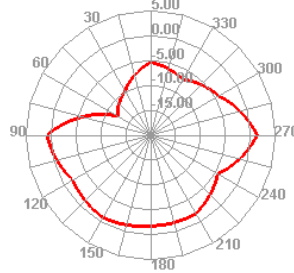
5150.000MHz



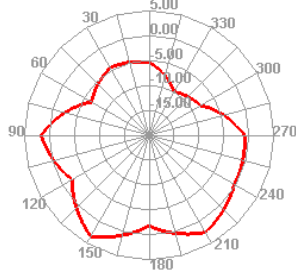
5150.000MHz H



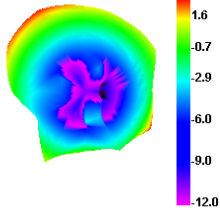
5150.000MHz E1



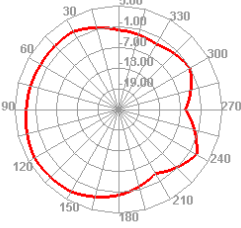
5150.000MHz E2



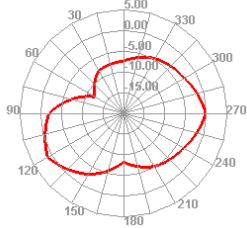
5500.000MHz



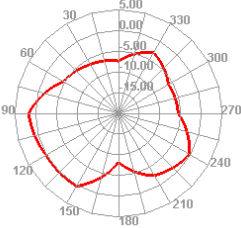
5500.000MHz H



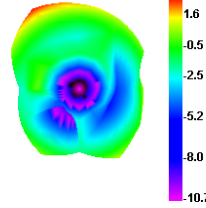
5500.000MHz E1



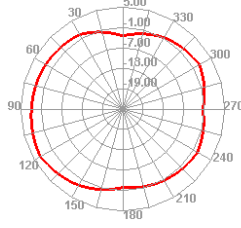
5500.000MHz E2



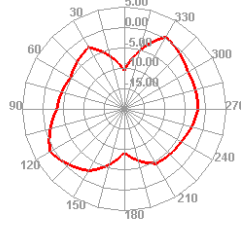
5850.000MHz



5850.000MHz H



5850.000MHz E1



5850.000MHz E2

