



Appendix D

Photographs

1. SAR measurement System
2. Photographs of Tissue Simulate Liquid
3. Photographs of EUT test position
4. EUT Constructional Details







1. SAR measurement System



2. Photographs of Tissue Simulate Liquid

Photo 1: Tissue Simulant Liquid for Head 2300-2500	Photo 2: Tissue Simulant Liquid for Head 5000-6000
	

立讯检测股份
LCS Testing Lab

立讯检测股份
LCS Testing Lab

立讯检测股份
LCS Testing Lab

立讯检测股份
LCS Testing Lab

立讯检测股份
LCS Testing Lab

立讯检测股份
LCS Testing Lab

立讯检测股份
LCS Testing Lab

立讯检测股份
LCS Testing Lab


立讯检测股份
LCS Testing Lab

立讯检测股份
LCS Testing Lab

立讯检测股份
LCS Testing Lab



3. Photographs of EUT test position

Photo 3: Rear side 0mm	N/A
	



4. EUT Constructional Details

<p>Photo 4: View 1</p>	<p>Photo 5: View 2</p>
	
<p>Photo 6: View 3</p>	<p>N/A</p>
	<p>N/A</p>

