



Appendix G

RF Test Data for 5.8GWIFI(Conducted Measurement)

Product Name: Laptop

Test Model: Zedon X-Pro

Environmental Conditions

Temperature:	23.8°C
Relative Humidity:	52.1%
ATM Pressure:	100.0 kPa
Test Engineer:	Paddi Chen
Supervised by:	Nick Peng





G.1 -6dB Bandwidth

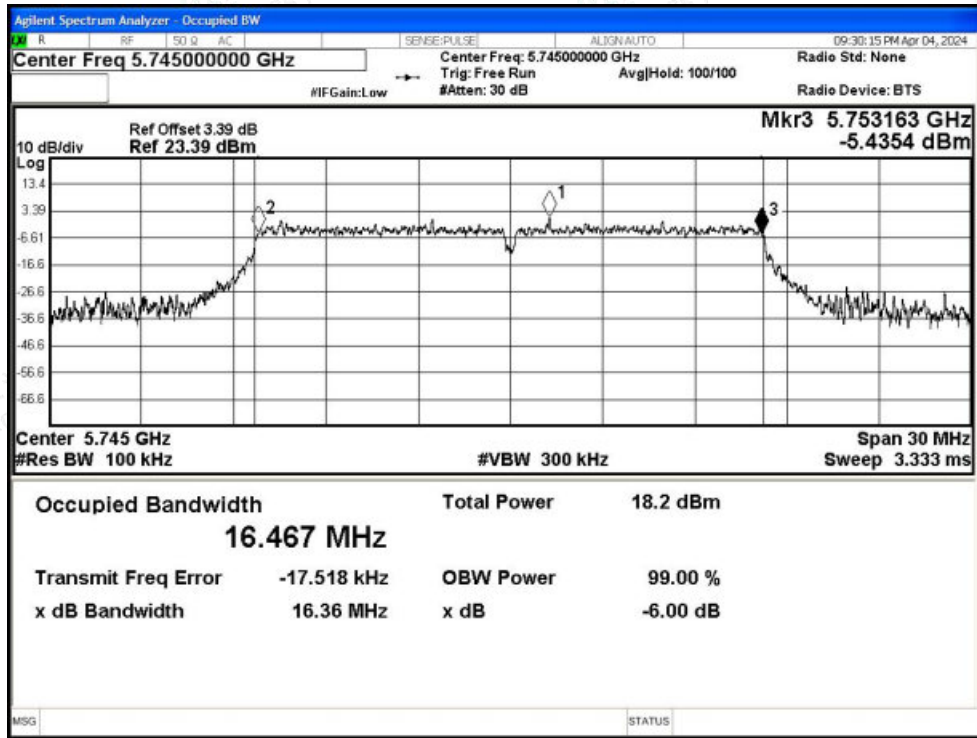
Condition	Mode	Frequency (MHz)	Antenna	-6 dB Bandwidth (MHz)	Limit -6 dB Bandwidth (MHz)	Verdict
NVNT	a	5745	Ant0	16.36	≥ 0.5	Pass
NVNT	a	5785	Ant0	16.321	≥ 0.5	Pass
NVNT	a	5825	Ant0	16.321	≥ 0.5	Pass
NVNT	n20	5745	Ant0	17.246	≥ 0.5	Pass
NVNT	n20	5785	Ant0	16.999	≥ 0.5	Pass
NVNT	n20	5825	Ant0	17.394	≥ 0.5	Pass
NVNT	n40	5755	Ant0	35.93	≥ 0.5	Pass
NVNT	n40	5795	Ant0	35.788	≥ 0.5	Pass
NVNT	ac20	5745	Ant0	17.542	≥ 0.5	Pass
NVNT	ac20	5785	Ant0	17.435	≥ 0.5	Pass
NVNT	ac20	5825	Ant0	17.381	≥ 0.5	Pass
NVNT	ac40	5755	Ant0	36.146	≥ 0.5	Pass
NVNT	ac40	5795	Ant0	35.997	≥ 0.5	Pass
NVNT	ac80	5775	Ant0	75.145	≥ 0.5	Pass



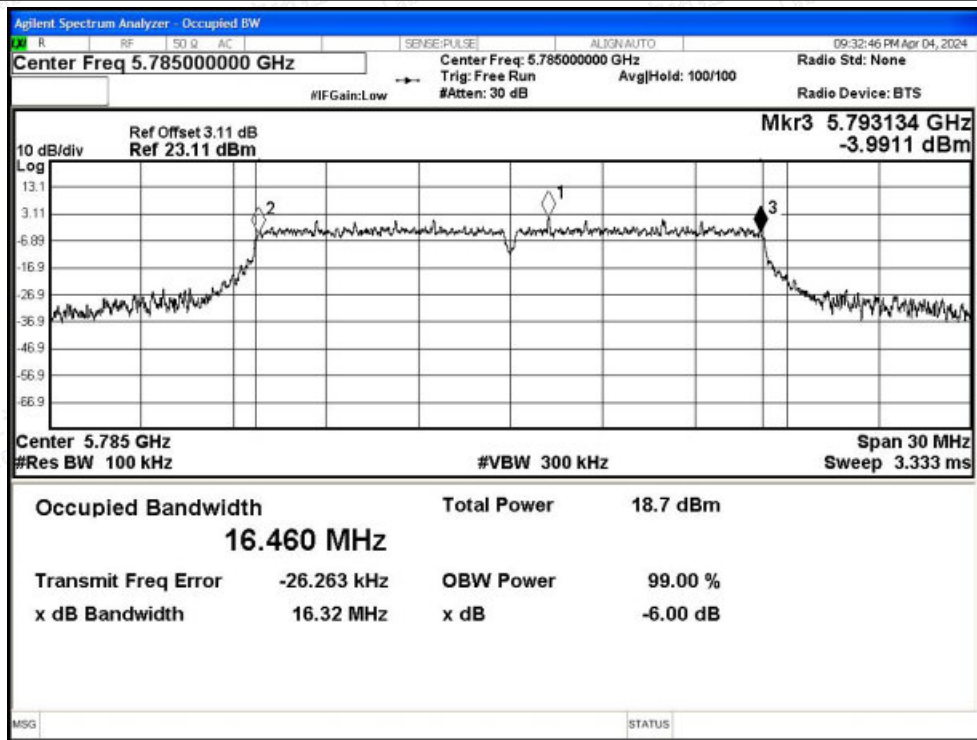


Test Graphs

-6dB Bandwidth NVNT a 5745MHz Ant0

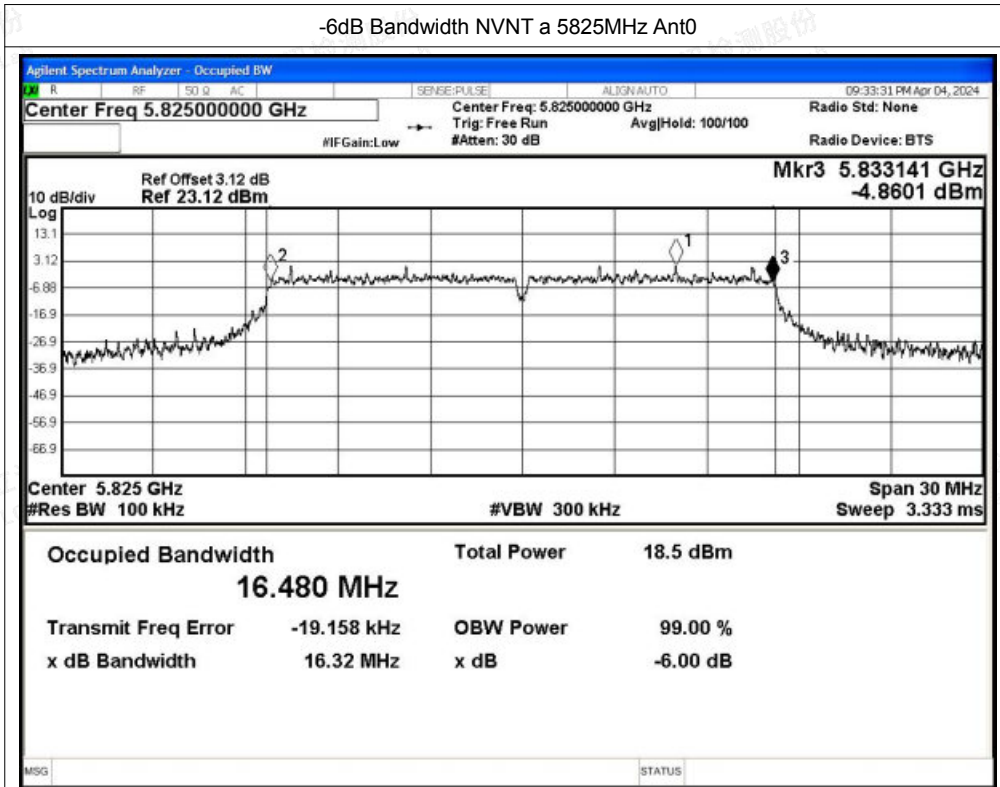


-6dB Bandwidth NVNT a 5785MHz Ant0

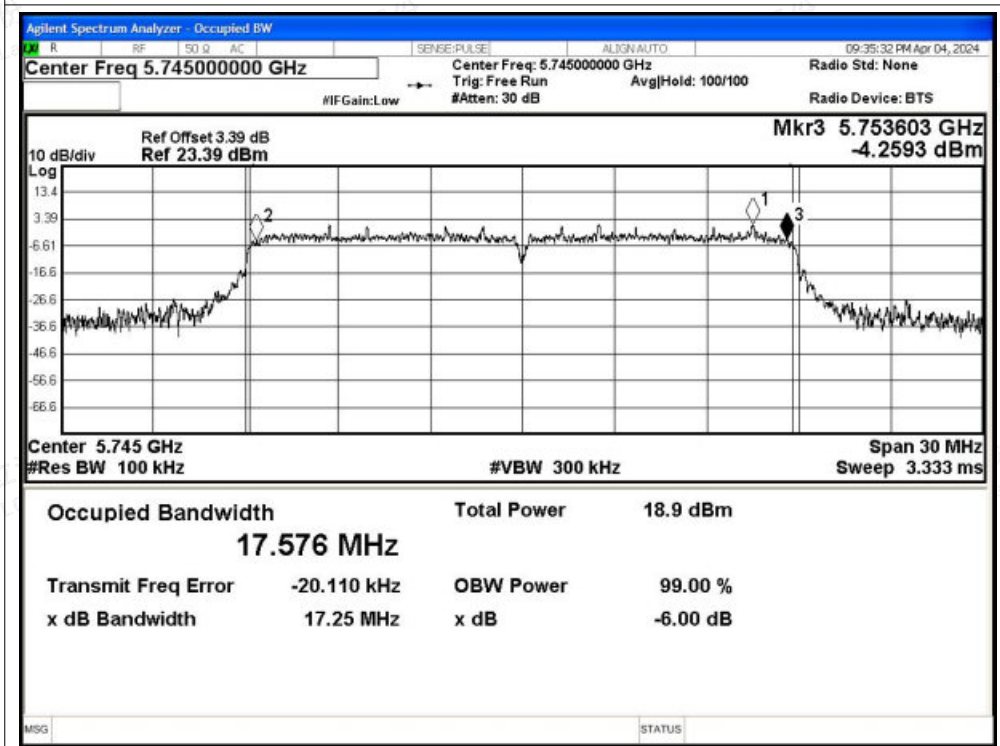




-6dB Bandwidth NVNT a 5825MHz Ant0



-6dB Bandwidth NVNT n20 5745MHz Ant0



Shenzhen LCS Compliance Testing Laboratory Ltd.

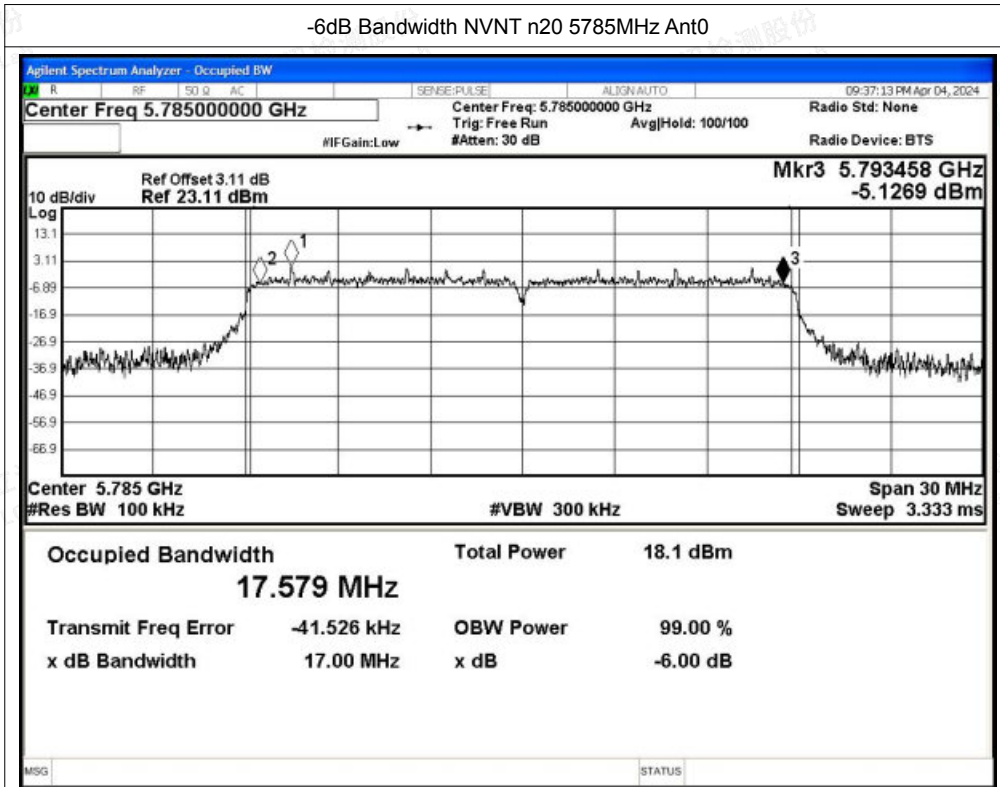
Add: 101, 201 Bldg A & 301 Bldg C, Juji Industrial Park Yabianxueziwei, Shajing Street, Baoan District, Shenzhen, 518000, China

Tel: +(86) 0755-82591330 | E-mail: webmaster@lcs-cert.com | Web: www.lcs-cert.com

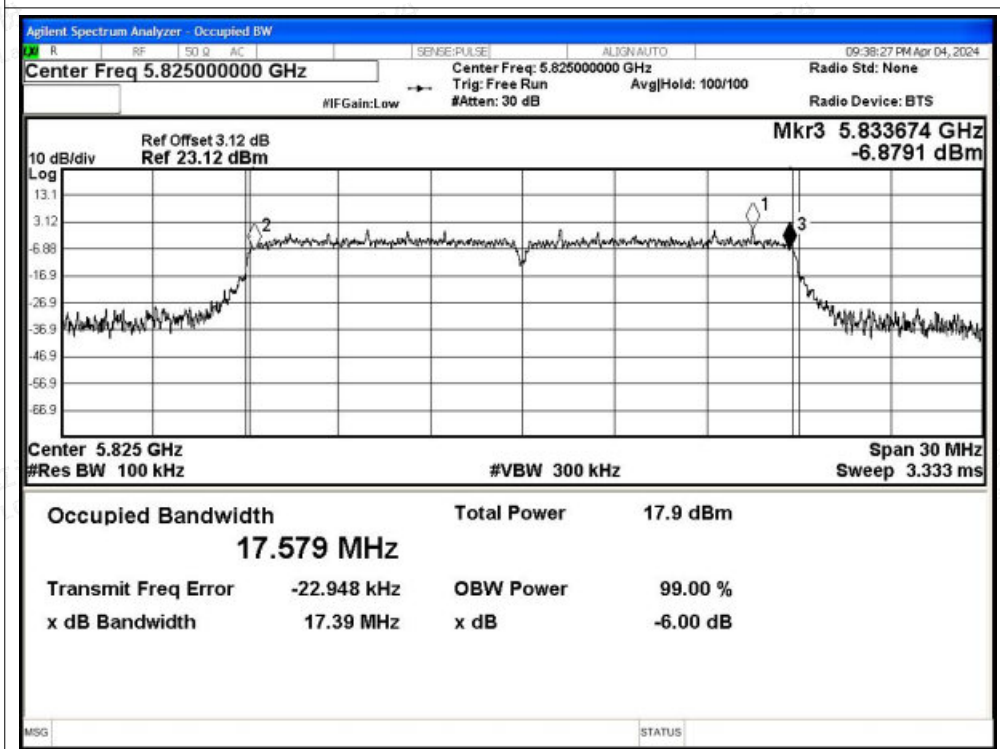
Scan code to check authenticity



-6dB Bandwidth NVNT n20 5785MHz Ant0

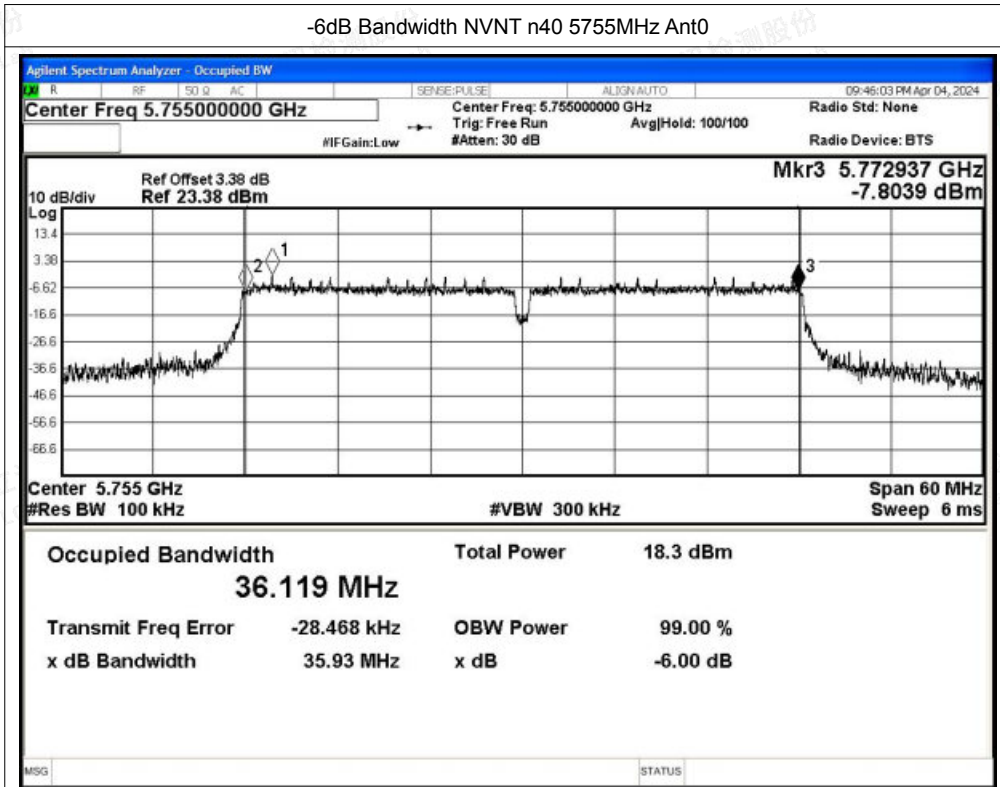


-6dB Bandwidth NVNT n20 5825MHz Ant0

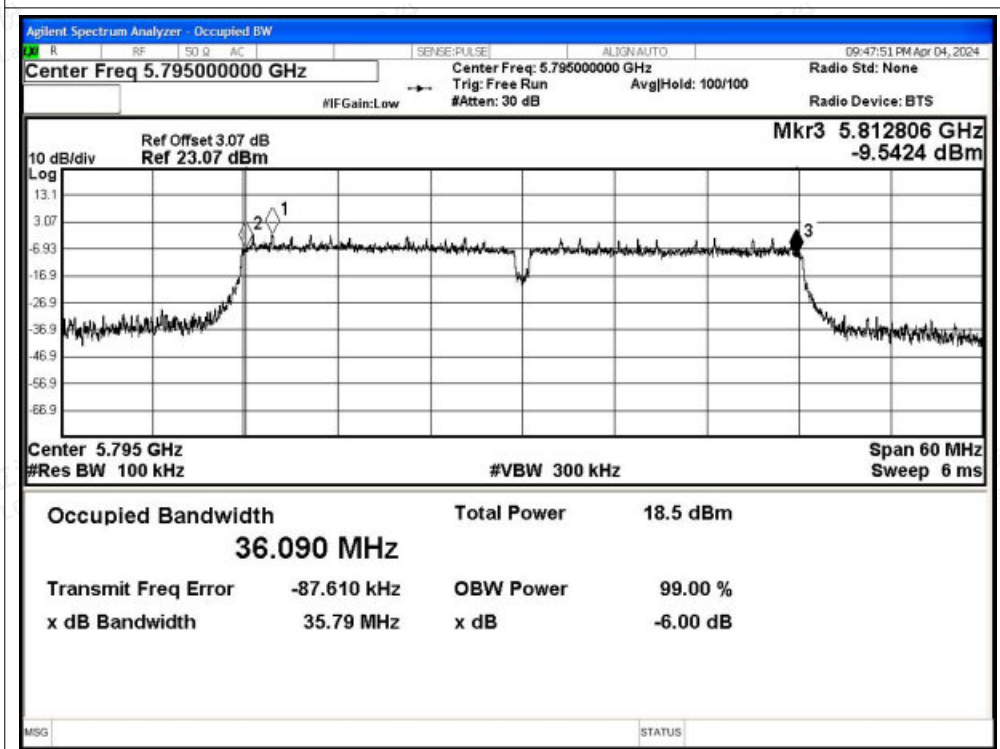




-6dB Bandwidth NVNT n40 5755MHz Ant0

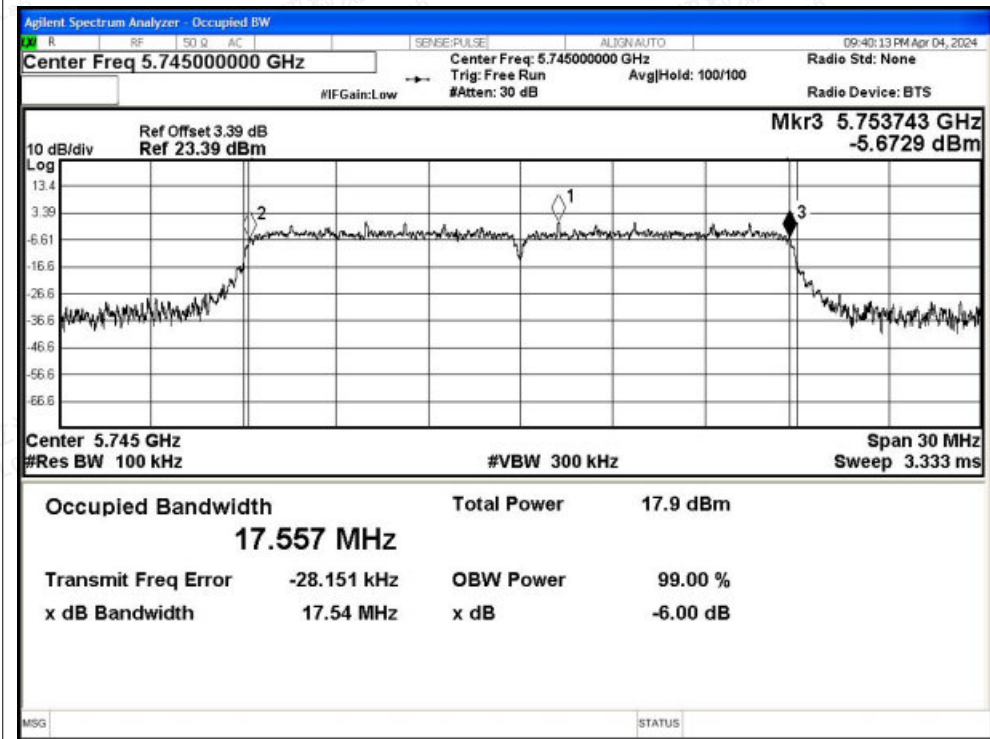


-6dB Bandwidth NVNT n40 5795MHz Ant0

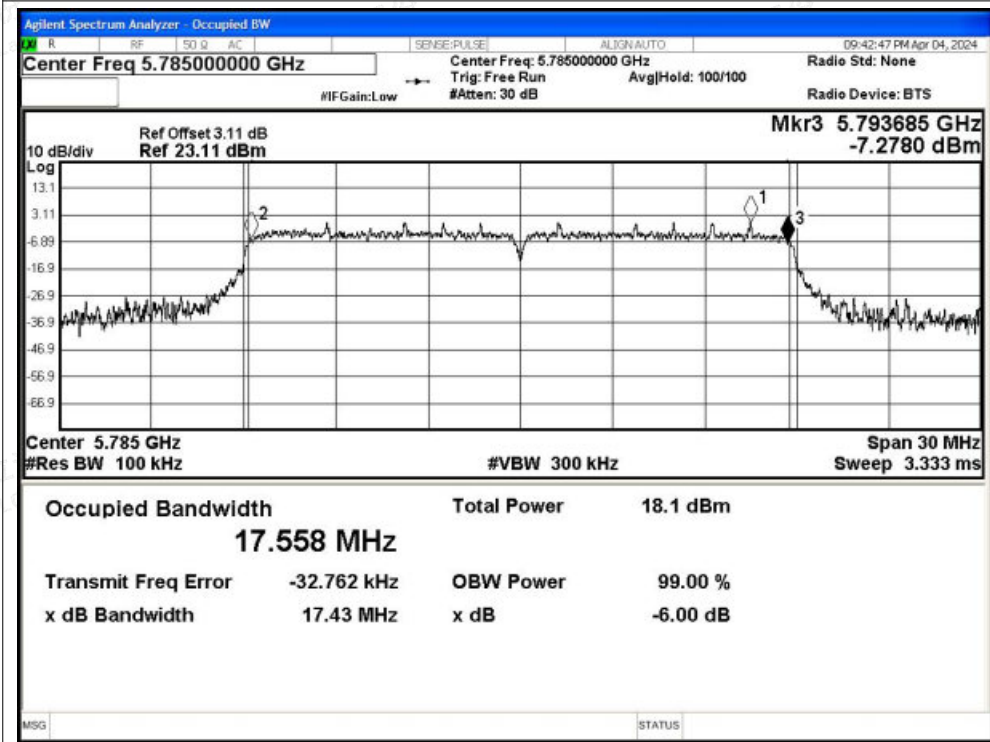




-6dB Bandwidth NVNT ac20 5745MHz Ant0

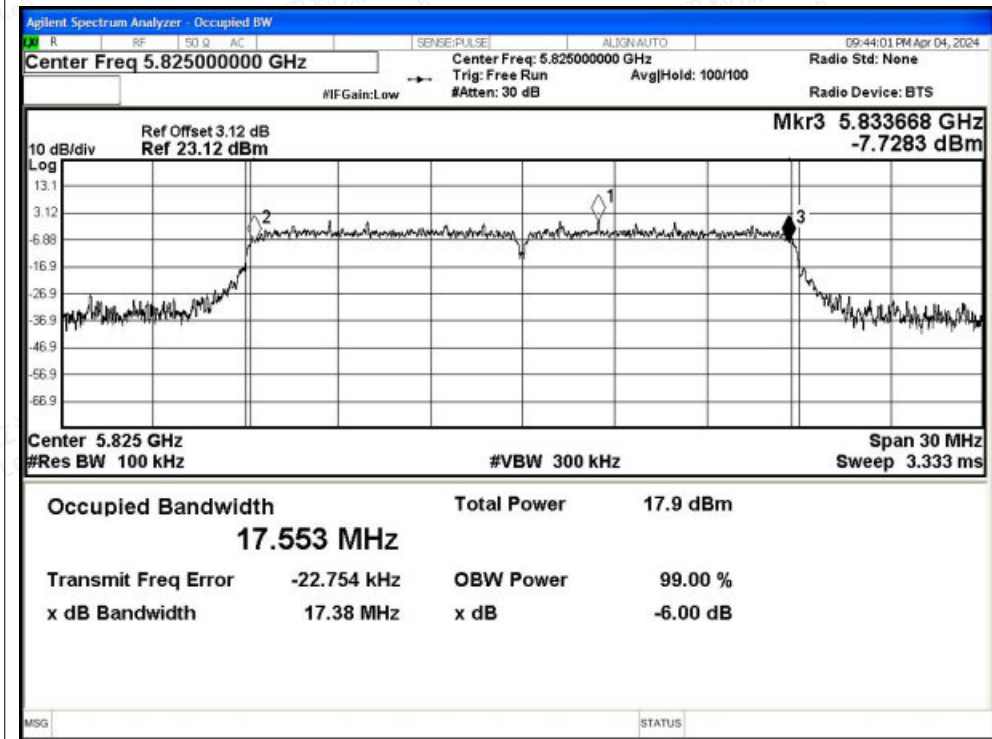


-6dB Bandwidth NVNT ac20 5785MHz Ant0

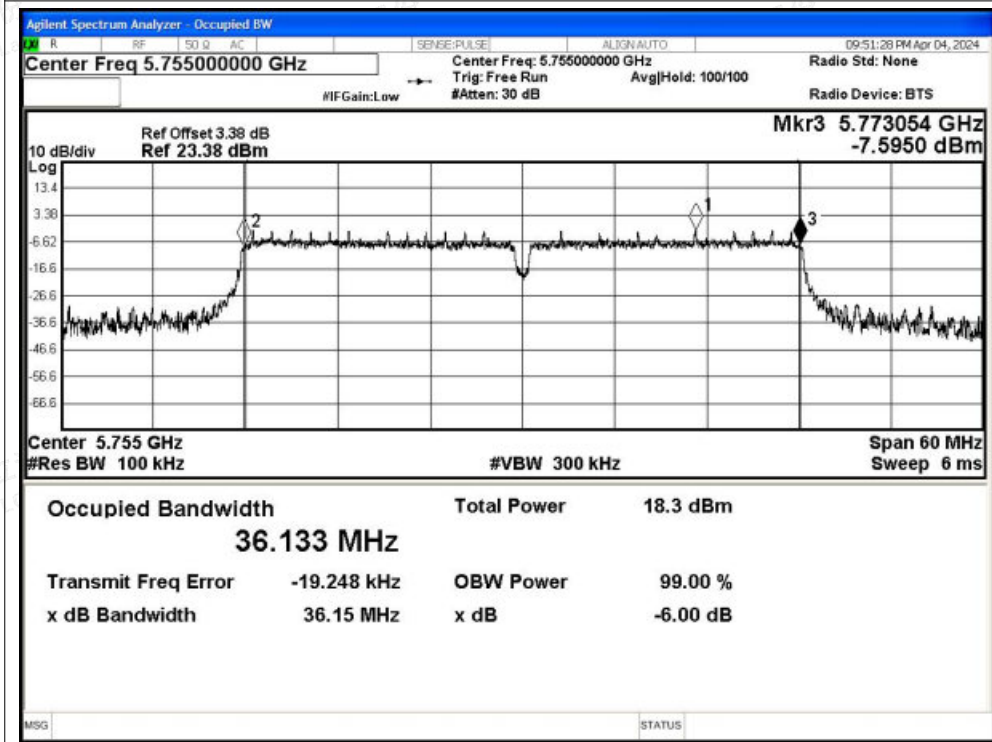




-6dB Bandwidth NVNT ac20 5825MHz Ant0

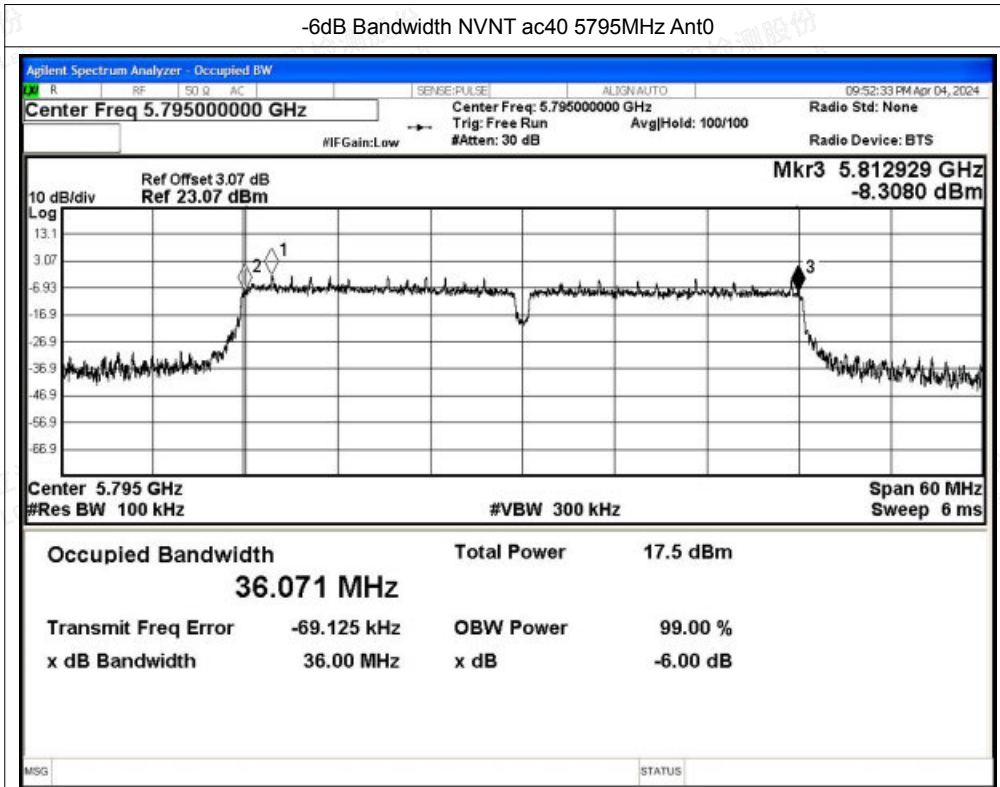


-6dB Bandwidth NVNT ac40 5755MHz Ant0

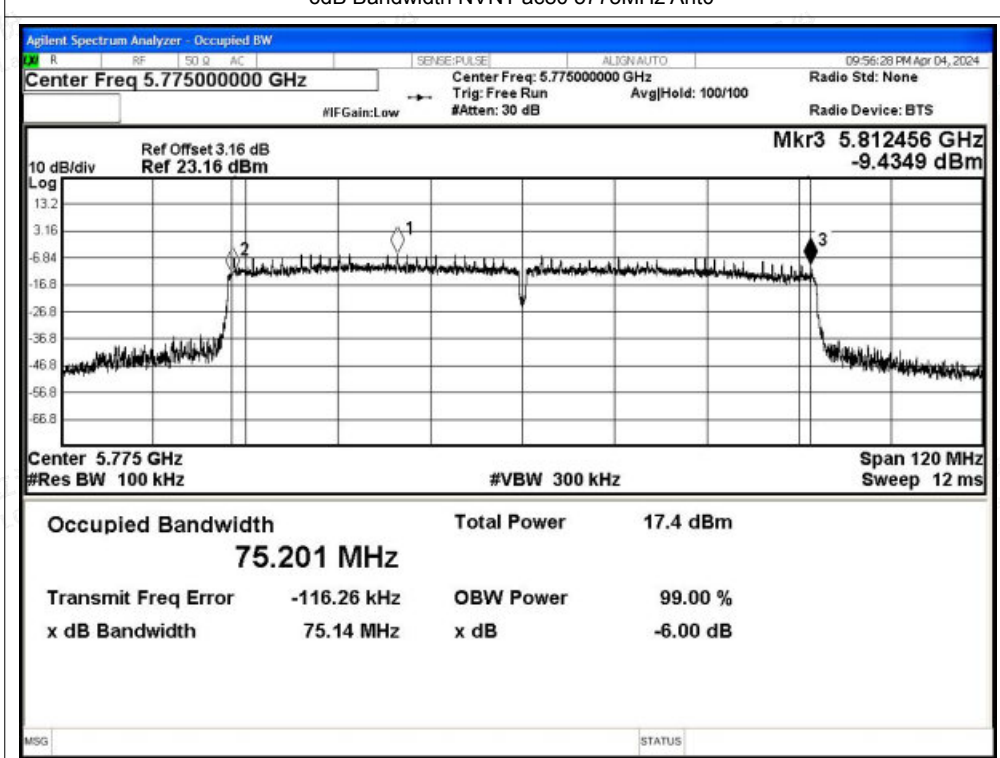




-6dB Bandwidth NVNT ac40 5795MHz Ant0



-6dB Bandwidth NVNT ac80 5775MHz Ant0





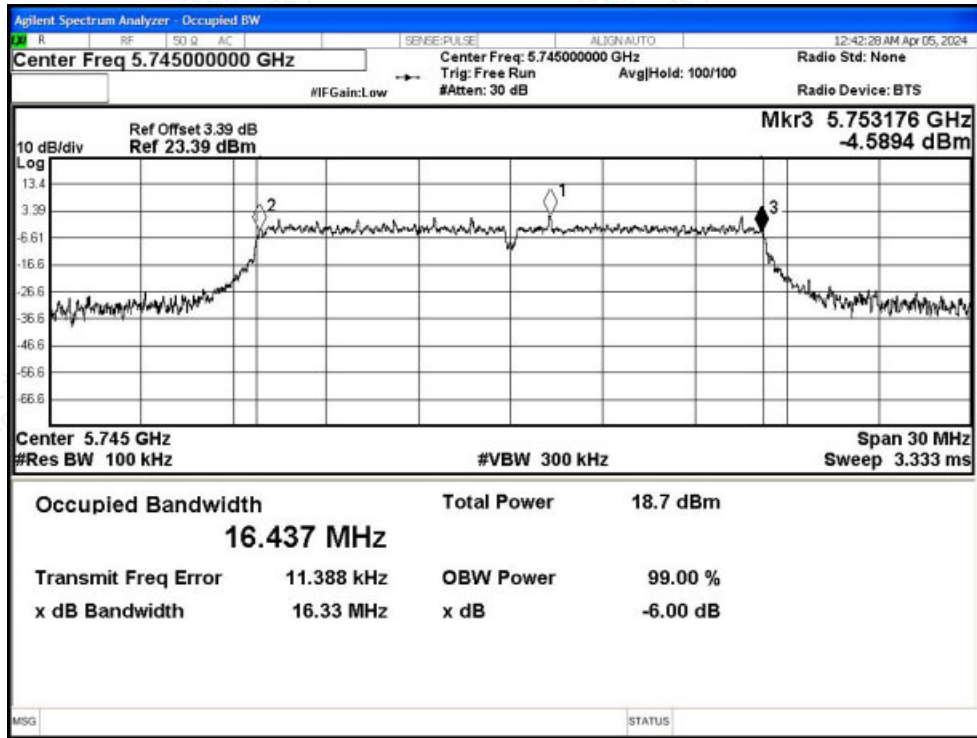
Condition	Mode	Frequency (MHz)	Antenna	-6 dB Bandwidth (MHz)	Limit -6 dB Bandwidth (MHz)	Verdict
NVNT	a	5745	Ant1	16.33	≥ 0.5	Pass
NVNT	a	5785	Ant1	16.327	≥ 0.5	Pass
NVNT	a	5825	Ant1	16.336	≥ 0.5	Pass
NVNT	n20	5745	Ant1	17.403	≥ 0.5	Pass
NVNT	n20	5785	Ant1	17.27	≥ 0.5	Pass
NVNT	n20	5825	Ant1	17.384	≥ 0.5	Pass
NVNT	n40	5755	Ant1	35.915	≥ 0.5	Pass
NVNT	n40	5795	Ant1	35.636	≥ 0.5	Pass
NVNT	ac20	5745	Ant1	17.405	≥ 0.5	Pass
NVNT	ac20	5785	Ant1	17.139	≥ 0.5	Pass
NVNT	ac20	5825	Ant1	17.364	≥ 0.5	Pass
NVNT	ac40	5755	Ant1	35.455	≥ 0.5	Pass
NVNT	ac40	5795	Ant1	35.632	≥ 0.5	Pass
NVNT	ac80	5775	Ant1	75.644	≥ 0.5	Pass



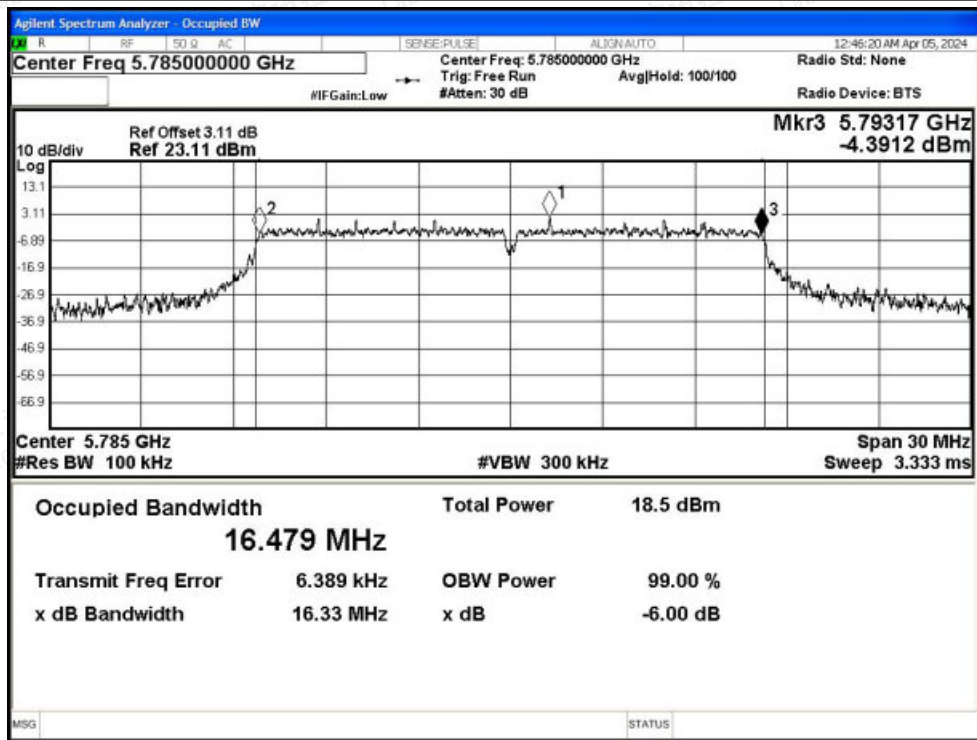


Test Graphs

-6dB Bandwidth NVNT a 5745MHz Ant1

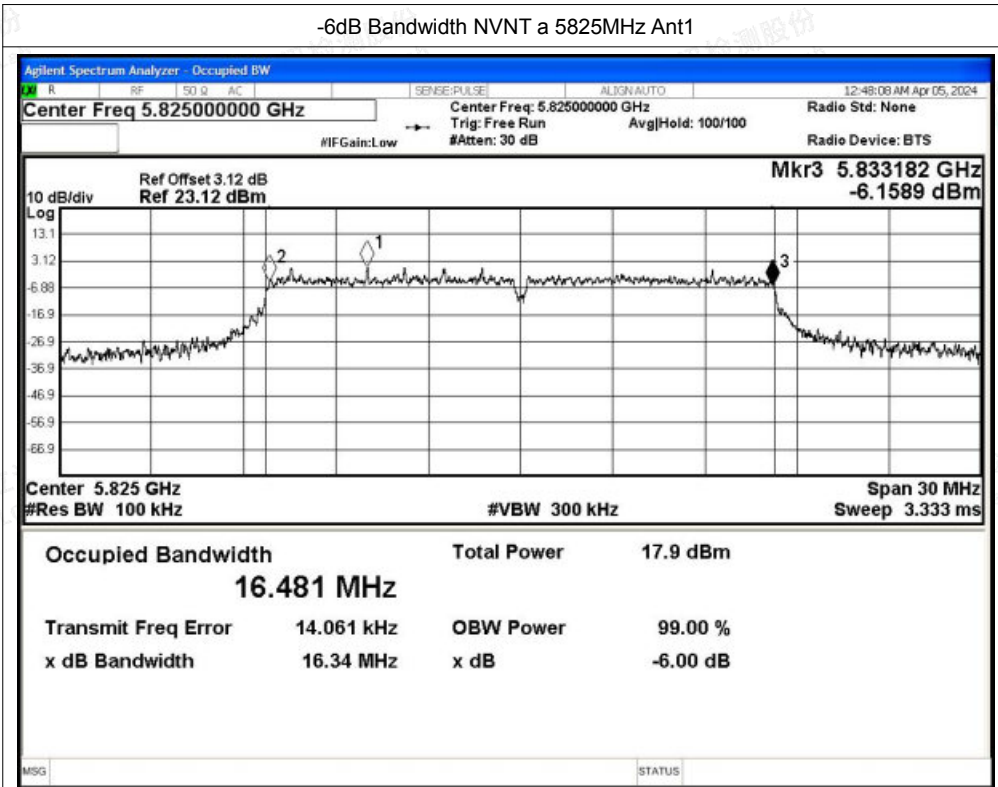


-6dB Bandwidth NVNT a 5785MHz Ant1

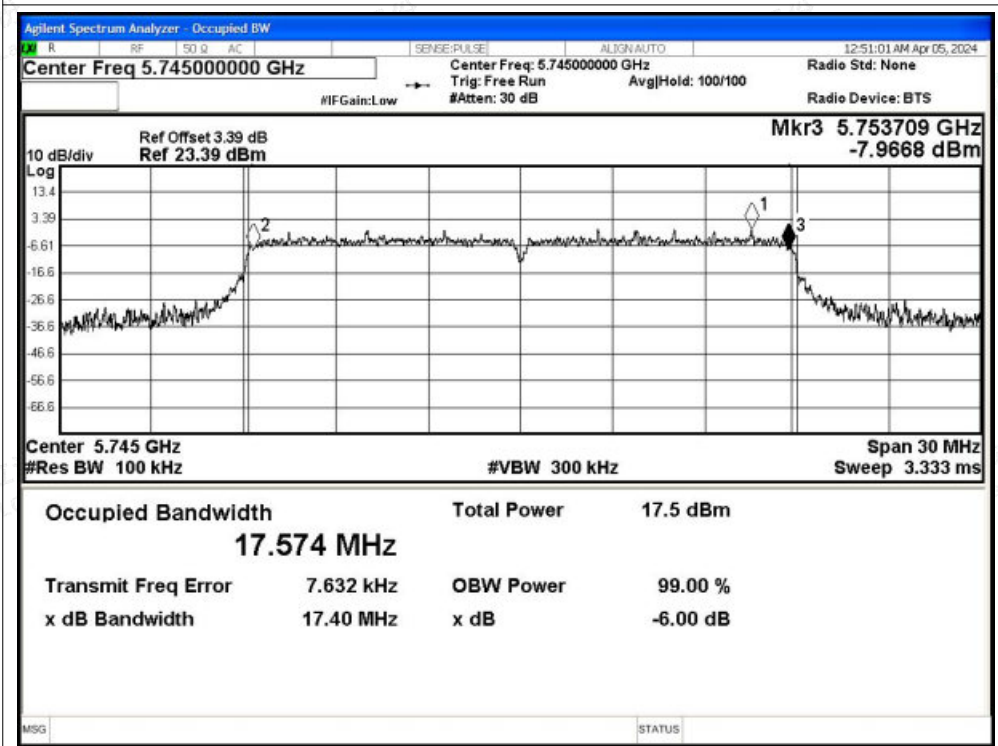




-6dB Bandwidth NVNT a 5825MHz Ant1

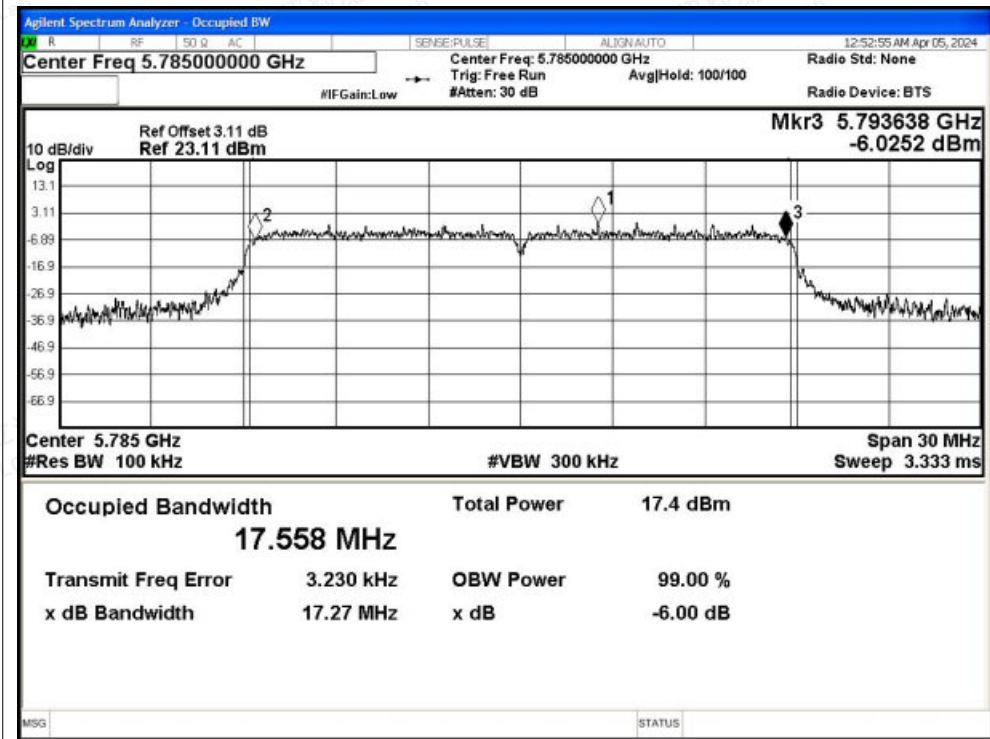


-6dB Bandwidth NVNT n20 5745MHz Ant1





-6dB Bandwidth NVNT n20 5785MHz Ant1

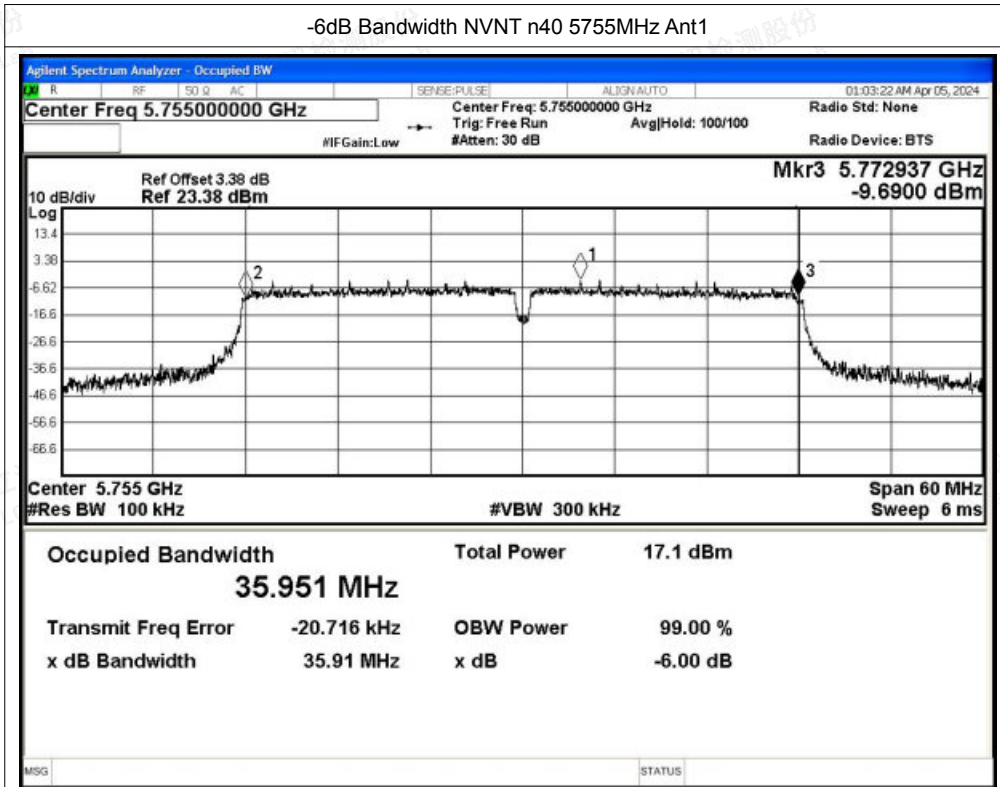


-6dB Bandwidth NVNT n20 5825MHz Ant1

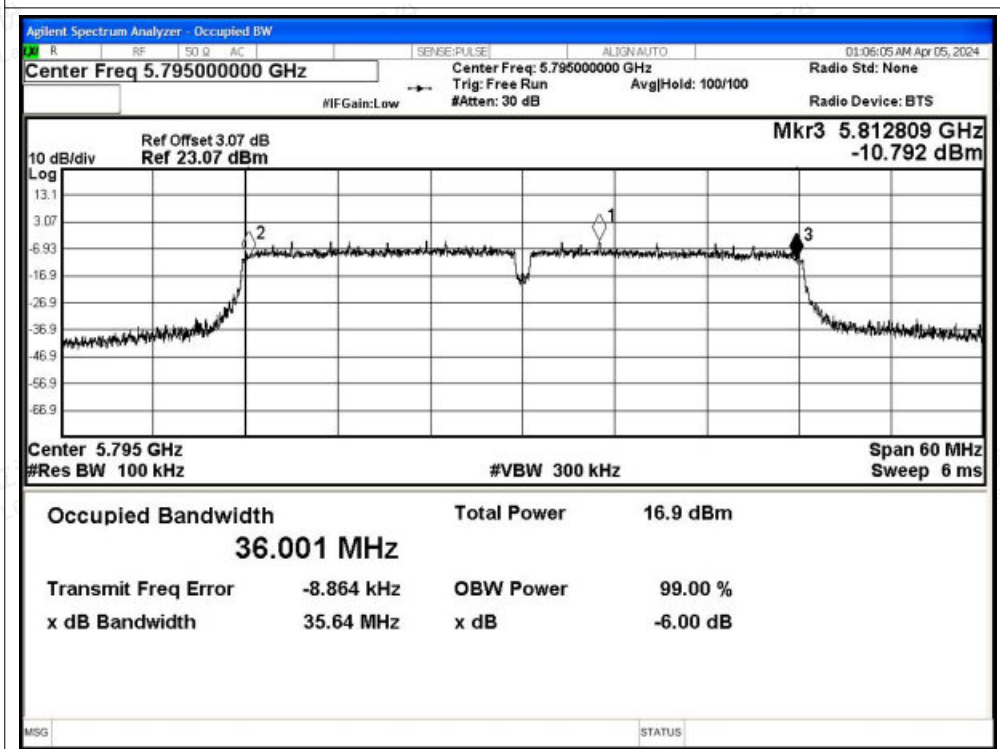




-6dB Bandwidth NVNT n40 5755MHz Ant1

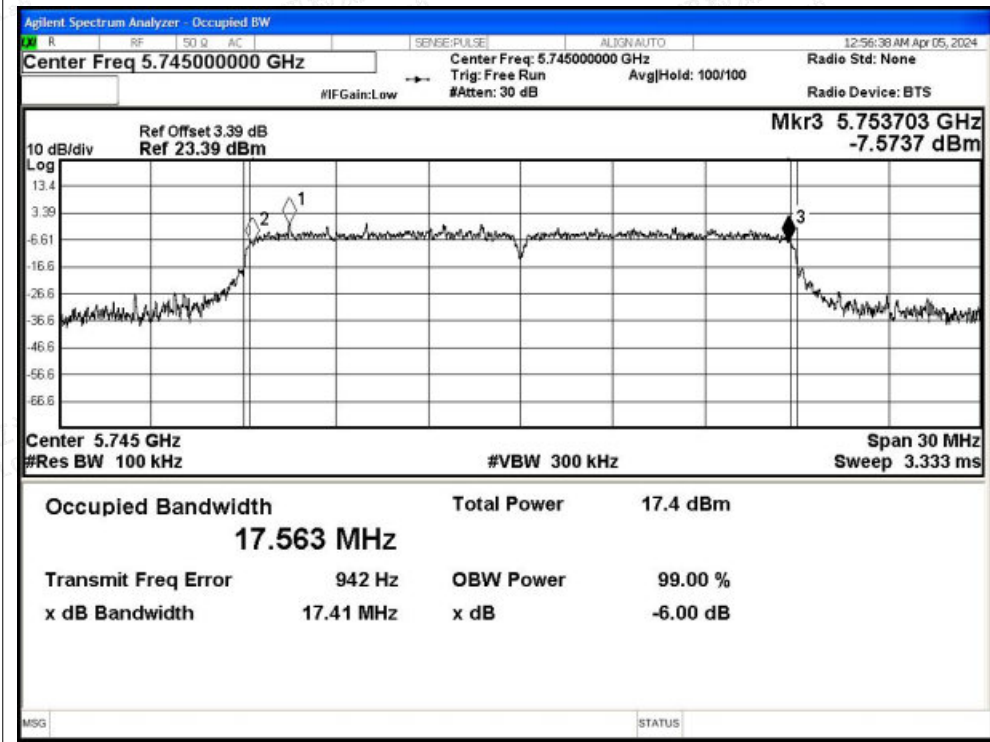


-6dB Bandwidth NVNT n40 5795MHz Ant1

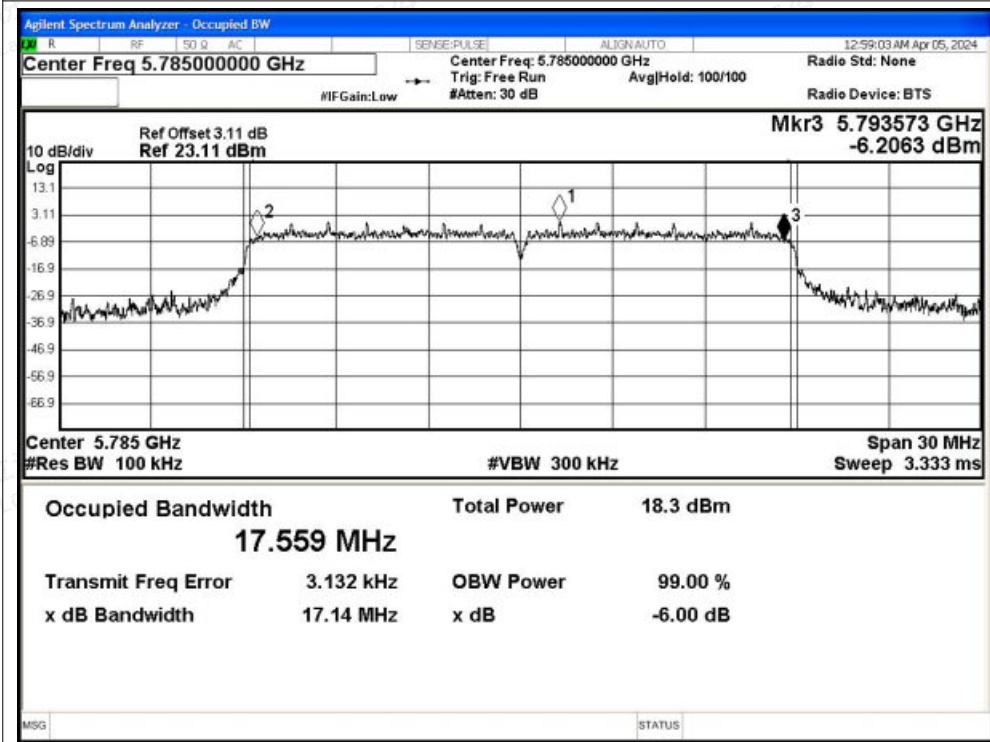




-6dB Bandwidth NVNT ac20 5745MHz Ant1

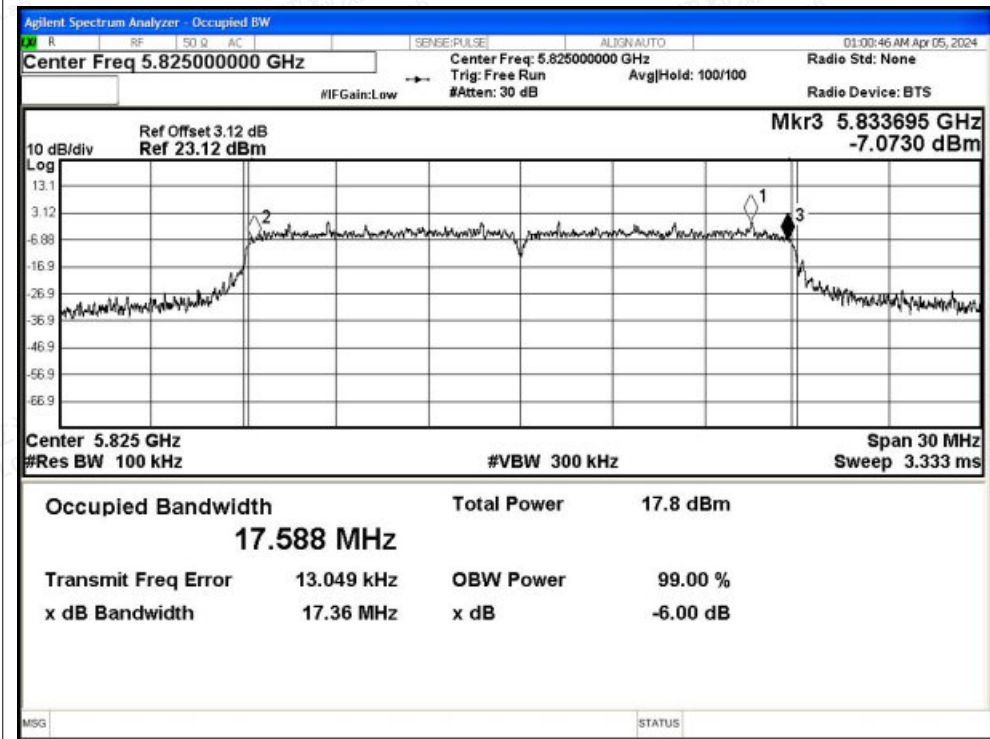


-6dB Bandwidth NVNT ac20 5785MHz Ant1

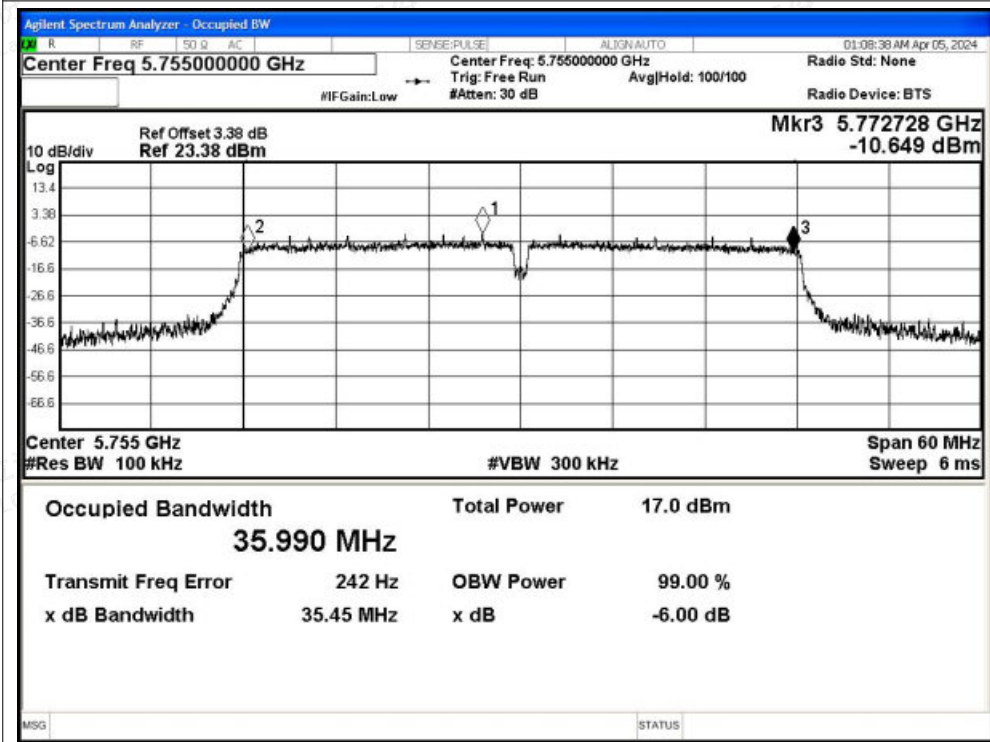




-6dB Bandwidth NVNT ac20 5825MHz Ant1

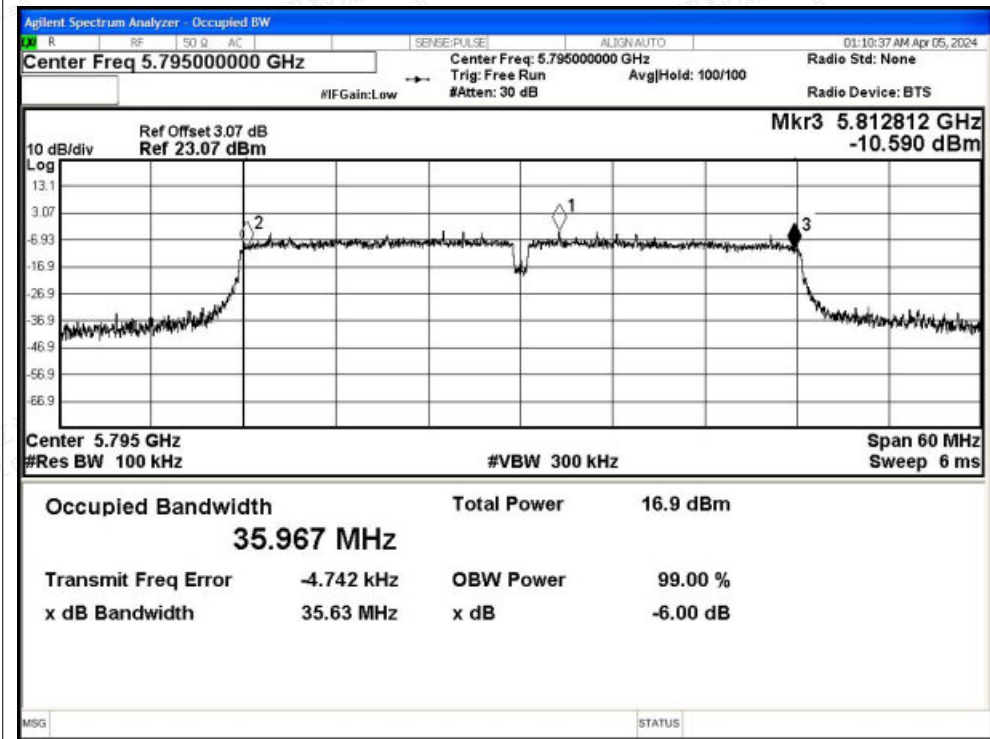


-6dB Bandwidth NVNT ac40 5755MHz Ant1

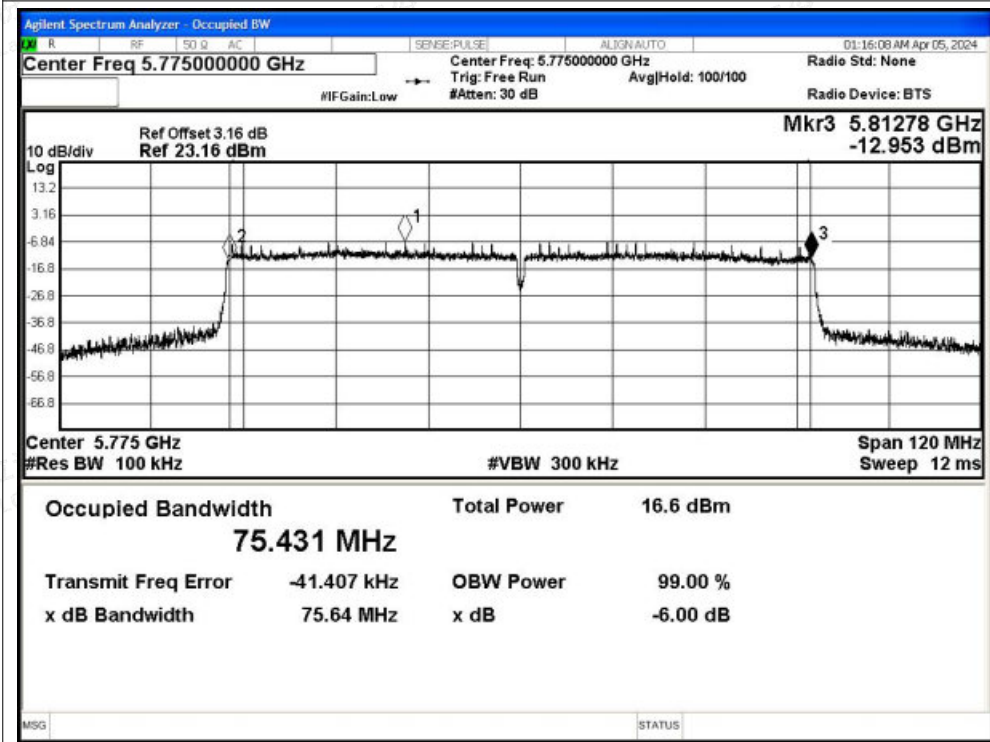




-6dB Bandwidth NVNT ac40 5795MHz Ant1



-6dB Bandwidth NVNT ac80 5775MHz Ant1





G.2 Maximum Conducted Output Power

Condition	Mode	Frequency (MHz)	Antenna	Conducted Power (dBm)	Duty Factor (dB)	Total Power (dBm)	Limit (dBm)	Verdict
NVNT	a	5745	Ant0	12.15	0.6	12.75	30	Pass
NVNT	a	5785	Ant0	12.51	0.84	13.35	30	Pass
NVNT	a	5825	Ant0	12.22	0.6	12.82	30	Pass
NVNT	n20	5745	Ant0	12.04	0.77	12.81	30	Pass
NVNT	n20	5785	Ant0	11.33	0.7	12.03	30	Pass
NVNT	n20	5825	Ant0	11.22	0.7	11.92	30	Pass
NVNT	n40	5755	Ant0	10.46	1.29	11.75	30	Pass
NVNT	n40	5795	Ant0	10.63	1.16	11.79	30	Pass
NVNT	ac20	5745	Ant0	11.13	0.69	11.82	30	Pass
NVNT	ac20	5785	Ant0	11.4	0.69	12.09	30	Pass
NVNT	ac20	5825	Ant0	11.28	0.69	11.97	30	Pass
NVNT	ac40	5755	Ant0	10.29	1.22	11.51	30	Pass
NVNT	ac40	5795	Ant0	9.77	1.28	11.05	30	Pass
NVNT	ac80	5775	Ant0	8.73	1.84	10.57	30	Pass

Condition	Mode	Frequency (MHz)	Antenna	Conducted Power (dBm)	Duty Factor (dB)	Total Power (dBm)	Limit (dBm)	Verdict
NVNT	a	5745	Ant1	12.76	0.24	13.0	30	Pass
NVNT	a	5785	Ant1	12.53	0.24	12.77	30	Pass
NVNT	a	5825	Ant1	11.91	0.24	12.15	30	Pass
NVNT	n20	5745	Ant1	11.06	0.28	11.34	30	Pass
NVNT	n20	5785	Ant1	11.01	0.28	11.29	30	Pass
NVNT	n20	5825	Ant1	11.3	0.28	11.58	30	Pass
NVNT	n40	5755	Ant1	10.33	0.24	10.57	30	Pass
NVNT	n40	5795	Ant1	10.4	0.24	10.64	30	Pass
NVNT	ac20	5745	Ant1	11.05	0.28	11.33	30	Pass
NVNT	ac20	5785	Ant1	11.85	0.28	12.13	30	Pass
NVNT	ac20	5825	Ant1	11.34	0.28	11.62	30	Pass
NVNT	ac40	5755	Ant1	10.58	0.24	10.82	30	Pass
NVNT	ac40	5795	Ant1	10.36	0.24	10.6	30	Pass
NVNT	ac80	5775	Ant1	9.57	0.25	9.82	30	Pass





MIMO

Condition	Mode	Frequency (MHz)	Total Power (dBm)			Limit (dBm)	Verdict
			Ant0	Ant1	Ant0+Ant1		
NVNT	n20	5745	12.81	11.34	15.15	28.07	Pass
NVNT	n20	5785	12.03	11.29	14.69	28.07	Pass
NVNT	n20	5825	11.92	11.58	14.76	28.07	Pass
NVNT	n40	5755	11.75	10.57	14.21	28.07	Pass
NVNT	n40	5795	11.79	10.64	14.26	28.07	Pass
NVNT	ac20	5745	11.82	11.33	14.59	28.07	Pass
NVNT	ac20	5785	12.09	12.13	15.12	28.07	Pass
NVNT	ac20	5825	11.97	11.62	14.81	28.07	Pass
NVNT	ac40	5755	11.51	10.82	14.19	28.07	Pass
NVNT	ac40	5795	11.05	10.6	13.84	28.07	Pass
NVNT	ac80	5775	10.57	9.82	13.22	28.07	Pass





G.3 Maximum Power Spectral Density Level

Condition	Mode	Frequency (MHz)	Antenna	Conducted PSD (dBm/500KHz)	Duty Factor (dB)	Total PSD (dBm/500KHz)	Limit (dBm/500KHz)	Verdict
NVNT	a	5745	Ant0	-1.64	0.6	-1.04	30	Pass
NVNT	a	5785	Ant0	-1.33	0.84	-0.49	30	Pass
NVNT	a	5825	Ant0	-1.48	0.6	-0.88	30	Pass
NVNT	n20	5745	Ant0	-1.82	0.77	-1.05	30	Pass
NVNT	n20	5785	Ant0	-2.52	0.7	-1.82	30	Pass
NVNT	n20	5825	Ant0	-2.68	0.7	-1.98	30	Pass
NVNT	n40	5755	Ant0	-5.97	1.29	-4.68	30	Pass
NVNT	n40	5795	Ant0	-4.83	1.16	-3.67	30	Pass
NVNT	ac20	5745	Ant0	-2.69	0.69	-2.0	30	Pass
NVNT	ac20	5785	Ant0	-2.15	0.69	-1.46	30	Pass
NVNT	ac20	5825	Ant0	-2.3	0.69	-1.61	30	Pass
NVNT	ac40	5755	Ant0	-5.54	1.22	-4.32	30	Pass
NVNT	ac40	5795	Ant0	-6.1	1.28	-4.82	30	Pass
NVNT	ac80	5775	Ant0	-9.88	1.84	-8.04	30	Pass

Condition	Mode	Frequency (MHz)	Antenna	Conducted PSD (dBm/500KHz)	Duty Factor (dB)	Total PSD (dBm/500KHz)	Limit (dBm/500KHz)	Verdict
NVNT	a	5745	Ant1	-0.77	0.24	-0.53	30	Pass
NVNT	a	5785	Ant1	-0.76	0.24	-0.52	30	Pass
NVNT	a	5825	Ant1	-1.69	0.24	-1.45	30	Pass
NVNT	n20	5745	Ant1	-2.72	0.28	-2.44	30	Pass
NVNT	n20	5785	Ant1	-2.82	0.28	-2.54	30	Pass
NVNT	n20	5825	Ant1	-2.5	0.28	-2.22	30	Pass
NVNT	n40	5755	Ant1	-6.31	0.24	-6.07	30	Pass
NVNT	n40	5795	Ant1	-6.19	0.24	-5.95	30	Pass
NVNT	ac20	5745	Ant1	-2.44	0.28	-2.16	30	Pass
NVNT	ac20	5785	Ant1	-1.89	0.28	-1.61	30	Pass
NVNT	ac20	5825	Ant1	-2.67	0.28	-2.39	30	Pass
NVNT	ac40	5755	Ant1	-5.94	0.24	-5.7	30	Pass
NVNT	ac40	5795	Ant1	-6.43	0.24	-6.19	30	Pass
NVNT	ac80	5775	Ant1	-9.88	0.25	-9.63	30	Pass





MIMO

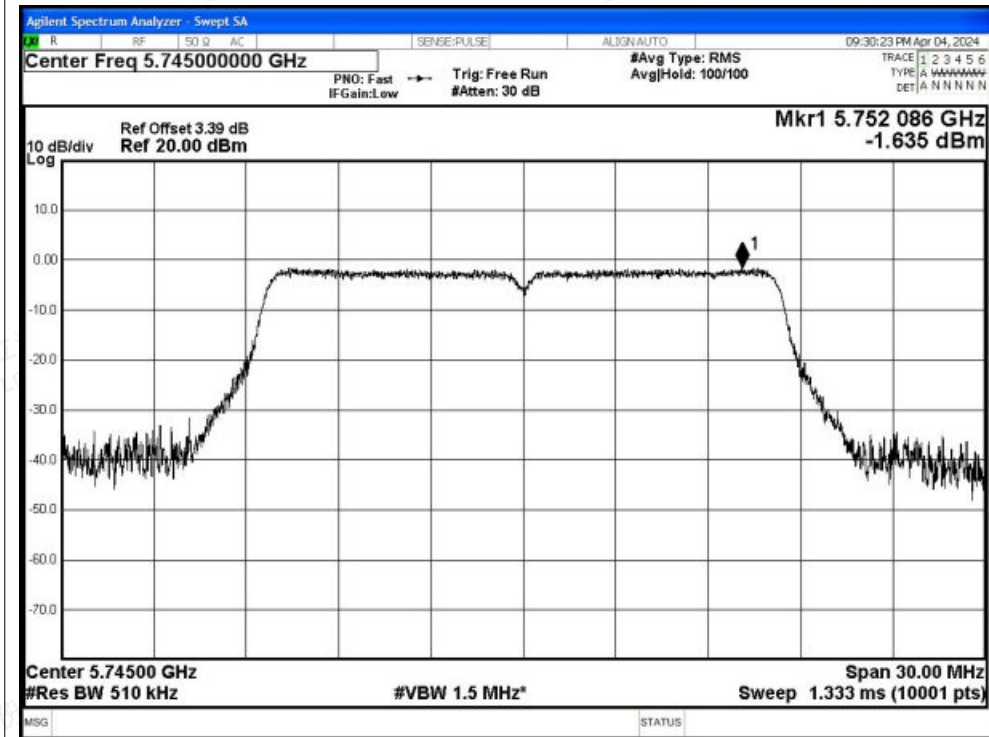
Condition	Mode	Frequency (MHz)	Total PSD (dBm/500KHz)			Limit (dBm/500KHz)	Verdict
			Ant0	Ant1	Ant0+Ant1		
NVNT	n20	5745	-1.05	-2.44	1.32	28.07	Pass
NVNT	n20	5785	-1.82	-2.54	0.85	28.07	Pass
NVNT	n20	5825	-1.98	-2.22	0.91	28.07	Pass
NVNT	n40	5755	-4.68	-6.07	-2.31	28.07	Pass
NVNT	n40	5795	-3.67	-5.95	-1.65	28.07	Pass
NVNT	ac20	5745	-2.0	-2.16	0.93	28.07	Pass
NVNT	ac20	5785	-1.46	-1.61	1.48	28.07	Pass
NVNT	ac20	5825	-1.61	-2.39	1.03	28.07	Pass
NVNT	ac40	5755	-4.32	-5.7	-1.95	28.07	Pass
NVNT	ac40	5795	-4.82	-6.19	-2.44	28.07	Pass
NVNT	ac80	5775	-8.04	-9.63	-5.75	28.07	Pass



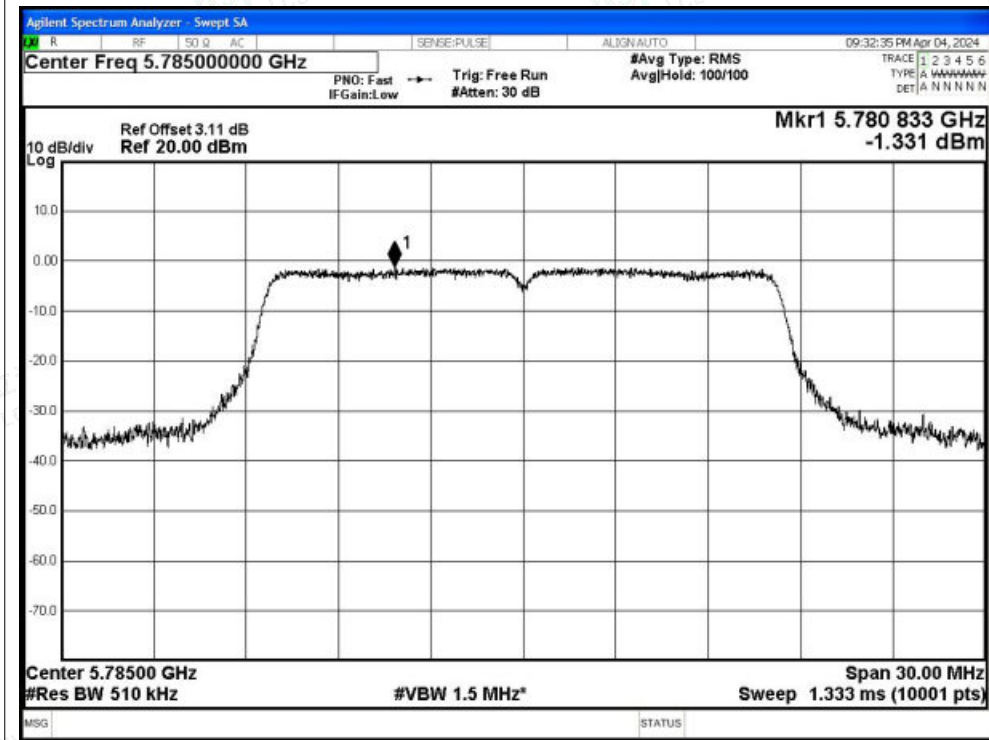


Test Graphs

PSD NVNT a 5745MHz Ant0

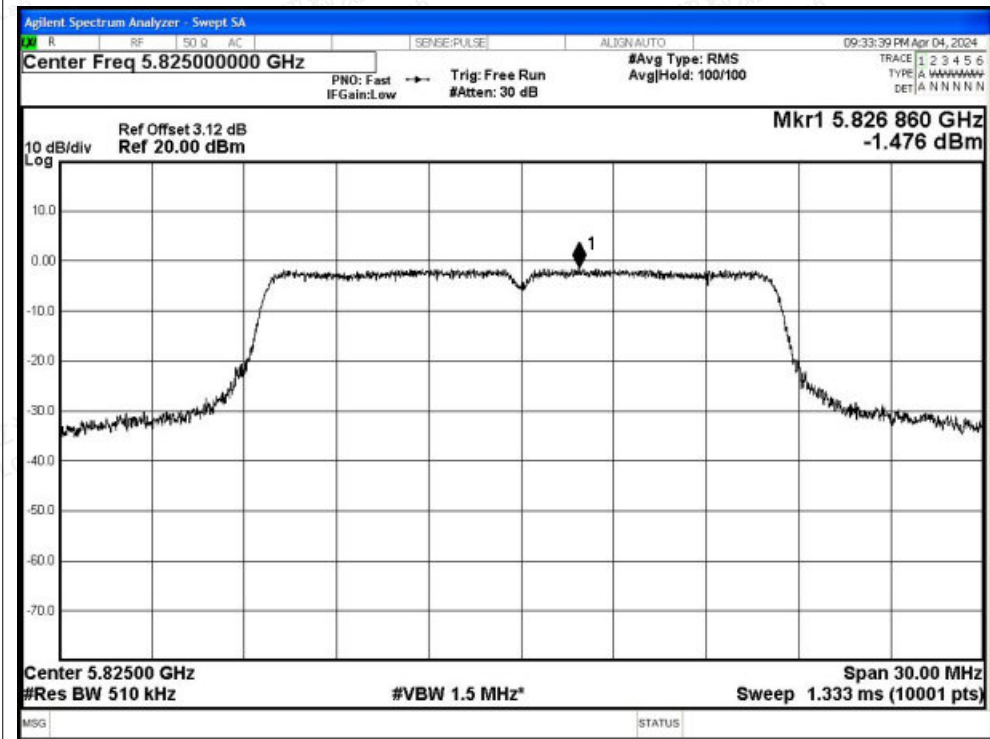


PSD NVNT a 5785MHz Ant0

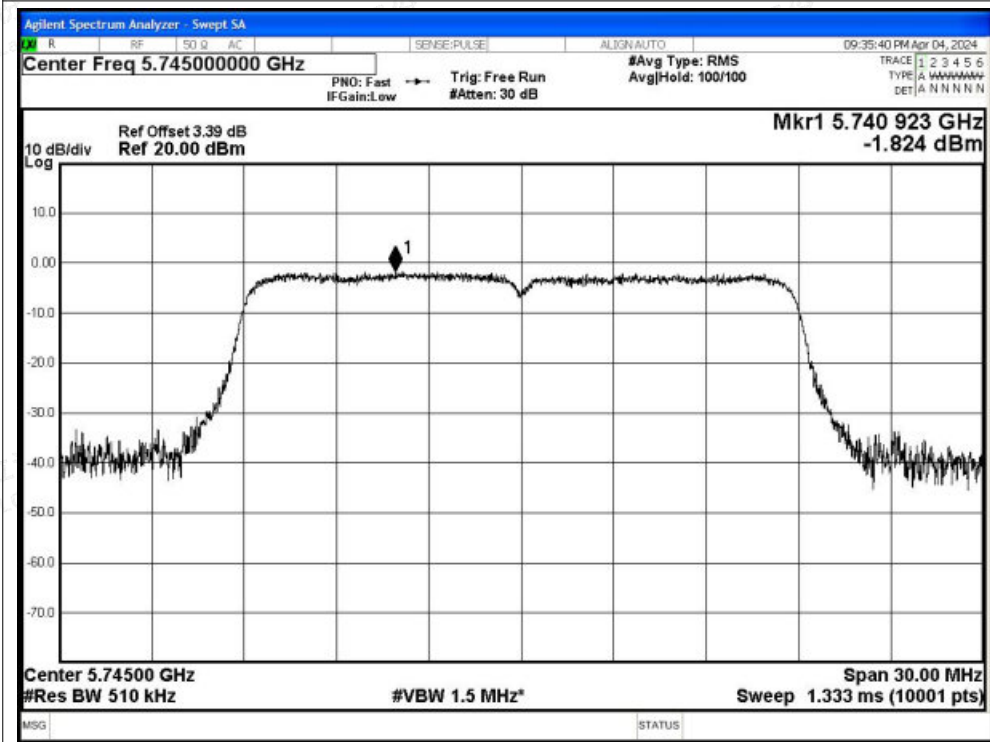




PSD NVNT a 5825MHz Ant0

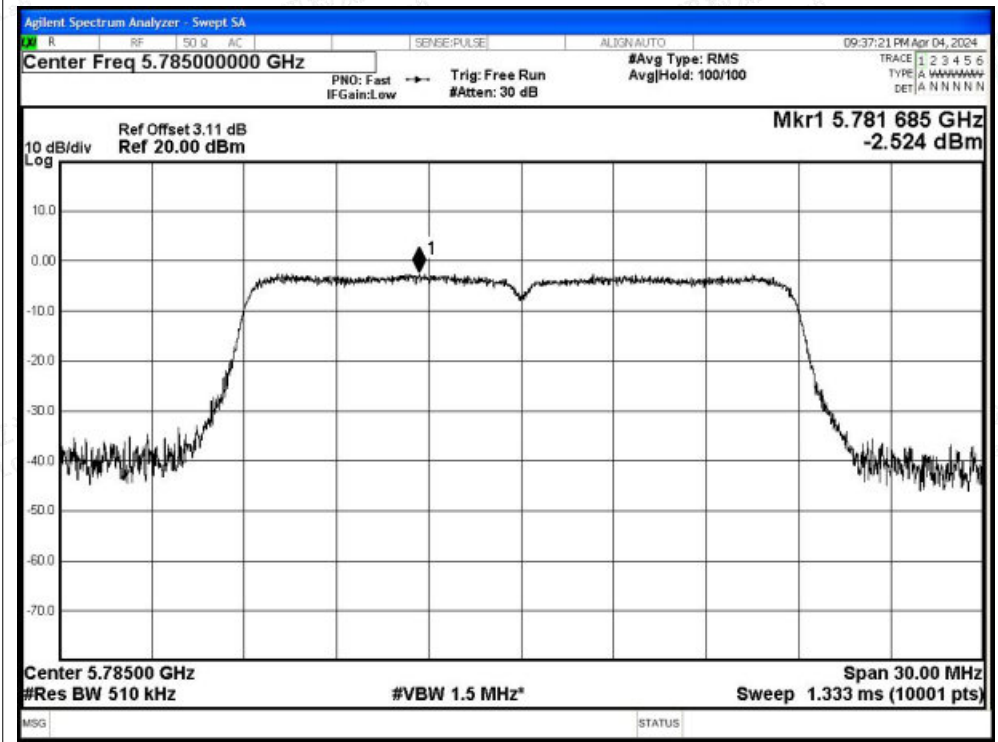


PSD NVNT n20 5745MHz Ant0

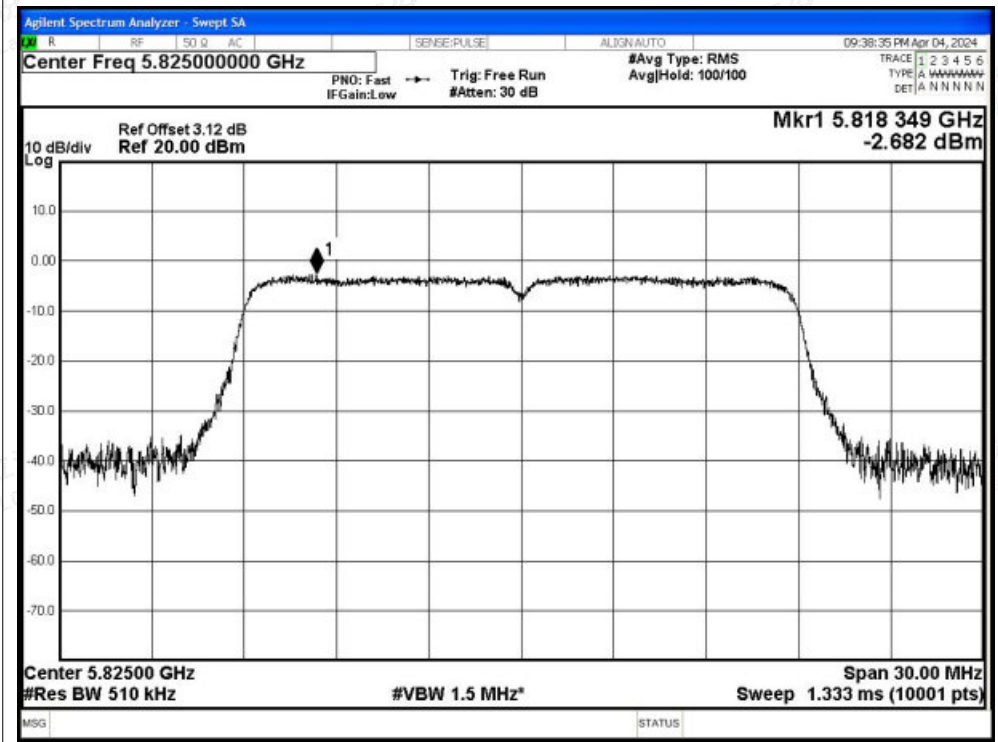




PSD NVNT n20 5785MHz Ant0

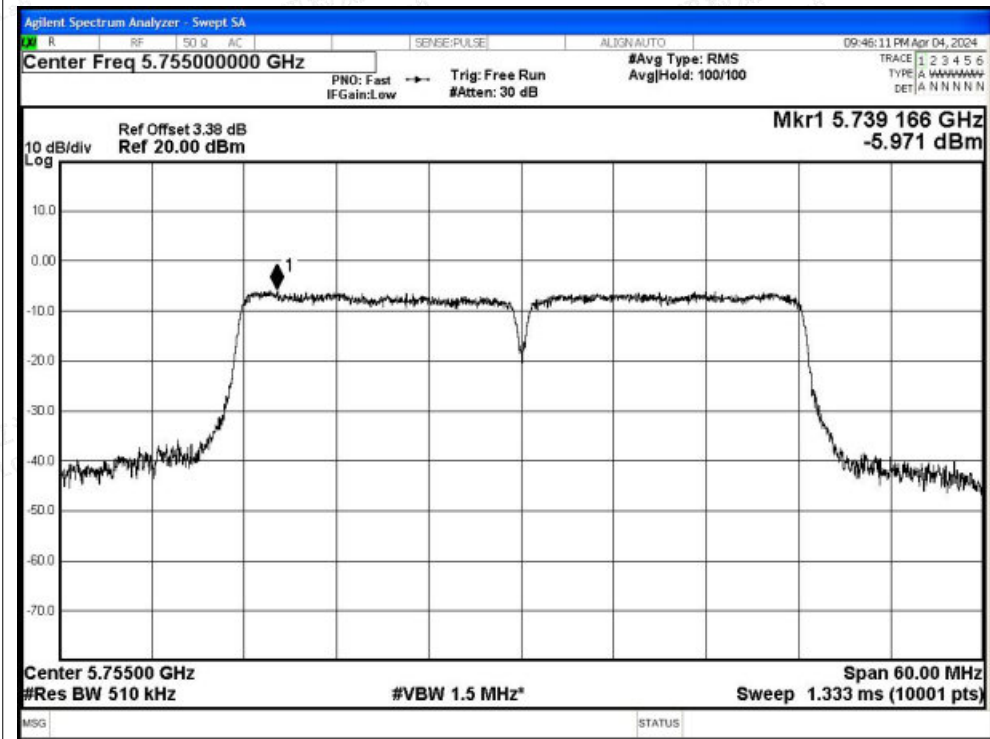


PSD NVNT n20 5825MHz Ant0

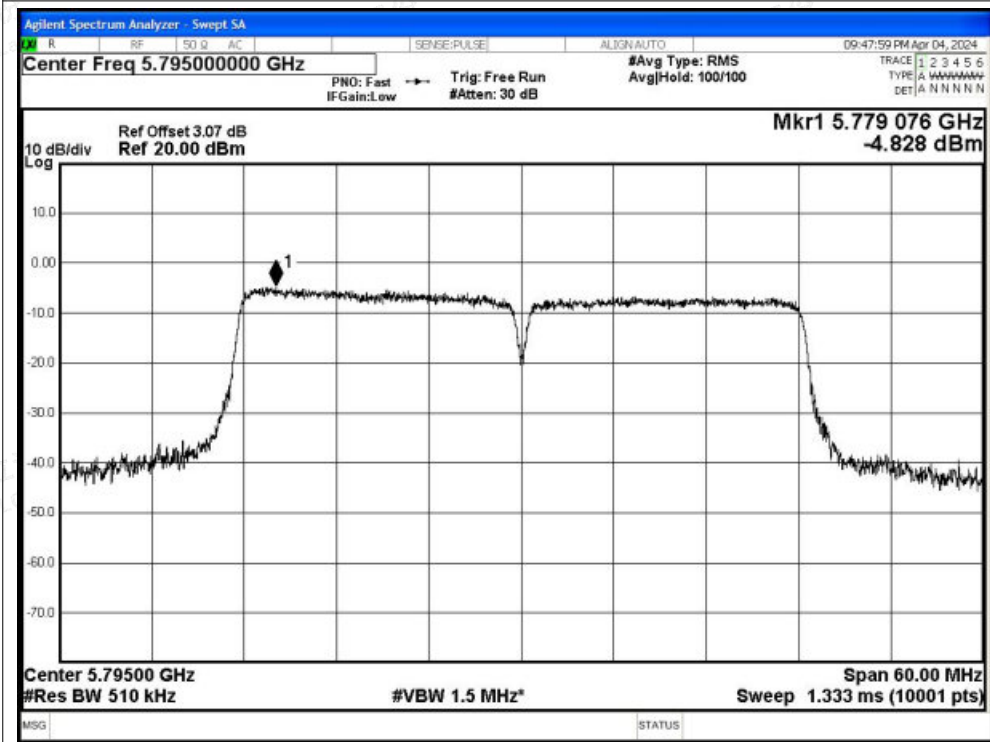




PSD NVNT n40 5755MHz Ant0

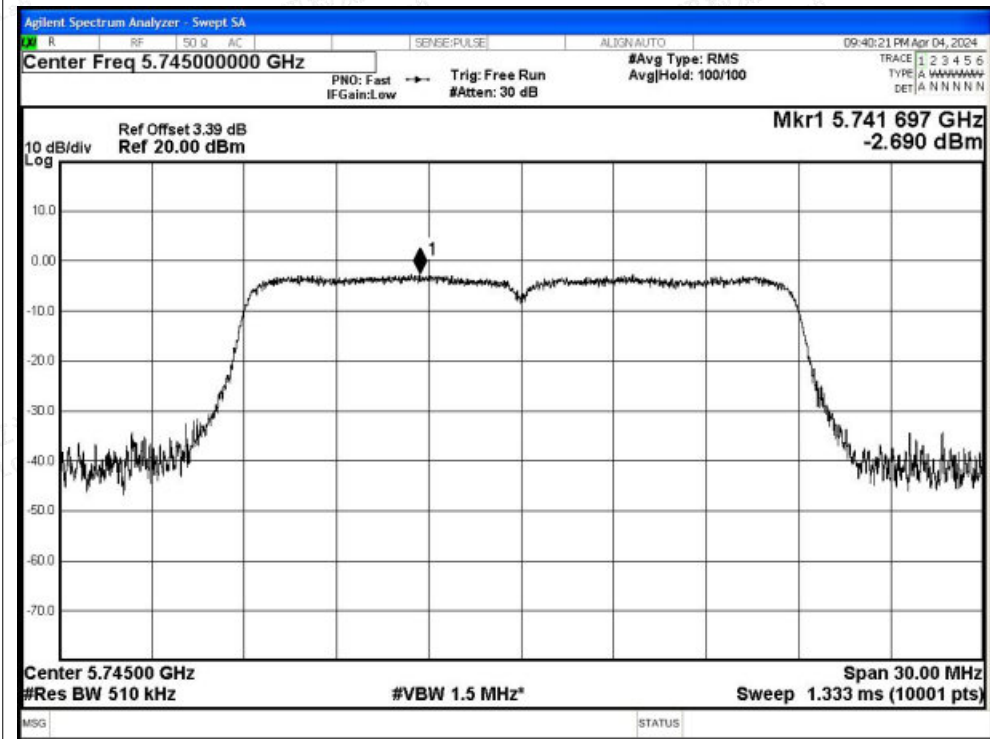


PSD NVNT n40 5795MHz Ant0

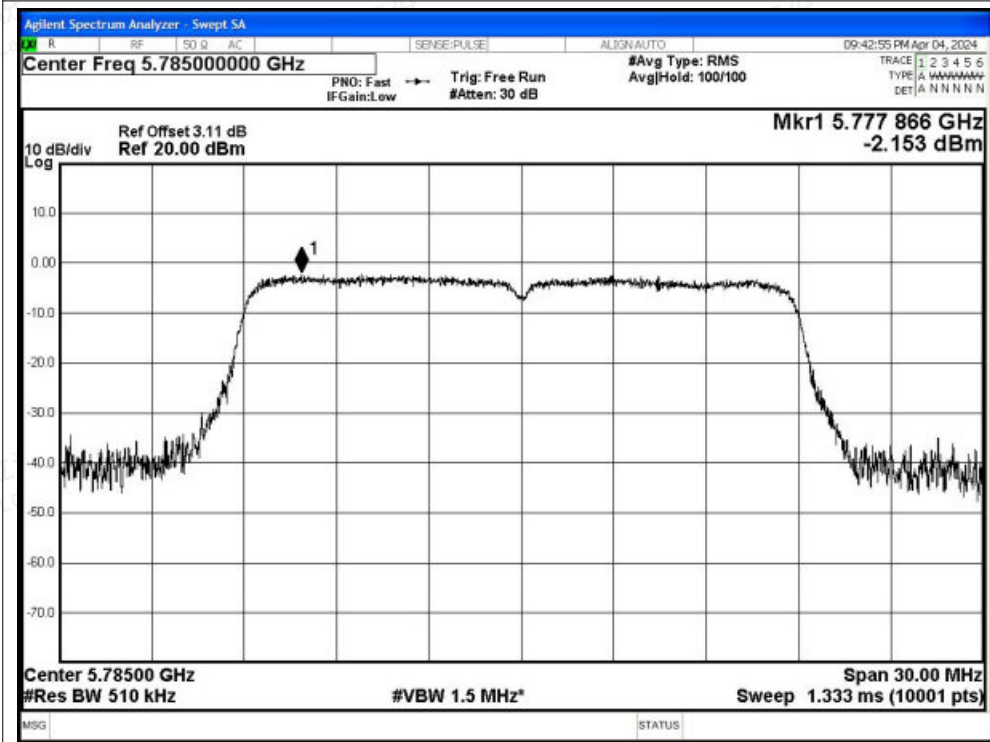




PSD NVNT ac20 5745MHz Ant0

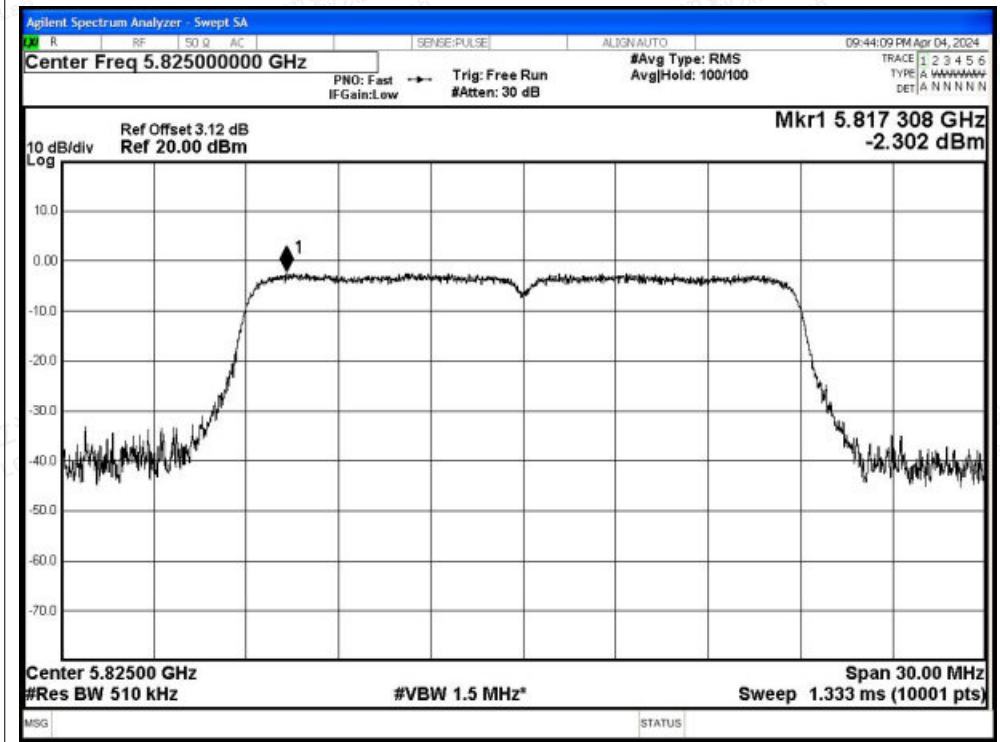


PSD NVNT ac20 5785MHz Ant0

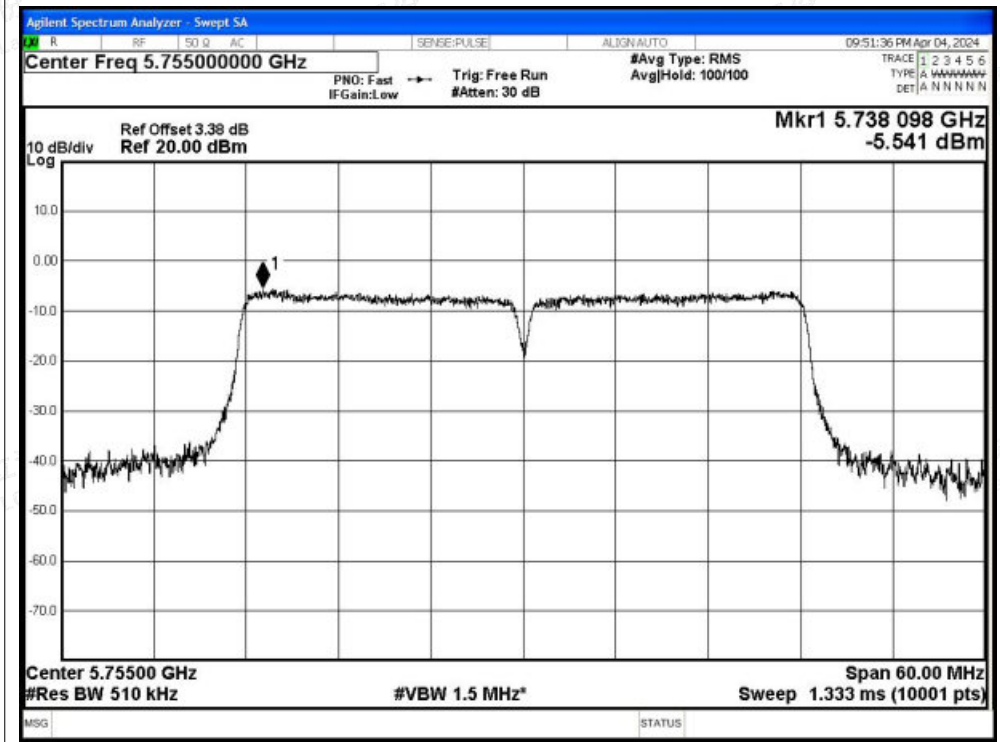




PSD NVNT ac20 5825MHz Ant0

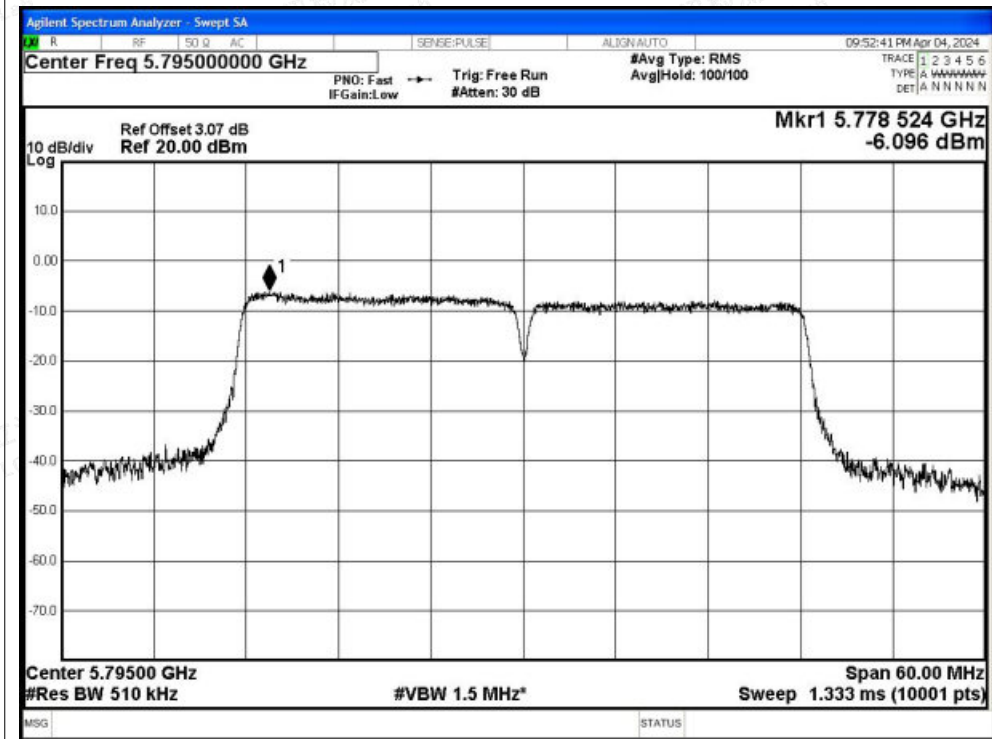


PSD NVNT ac40 5755MHz Ant0

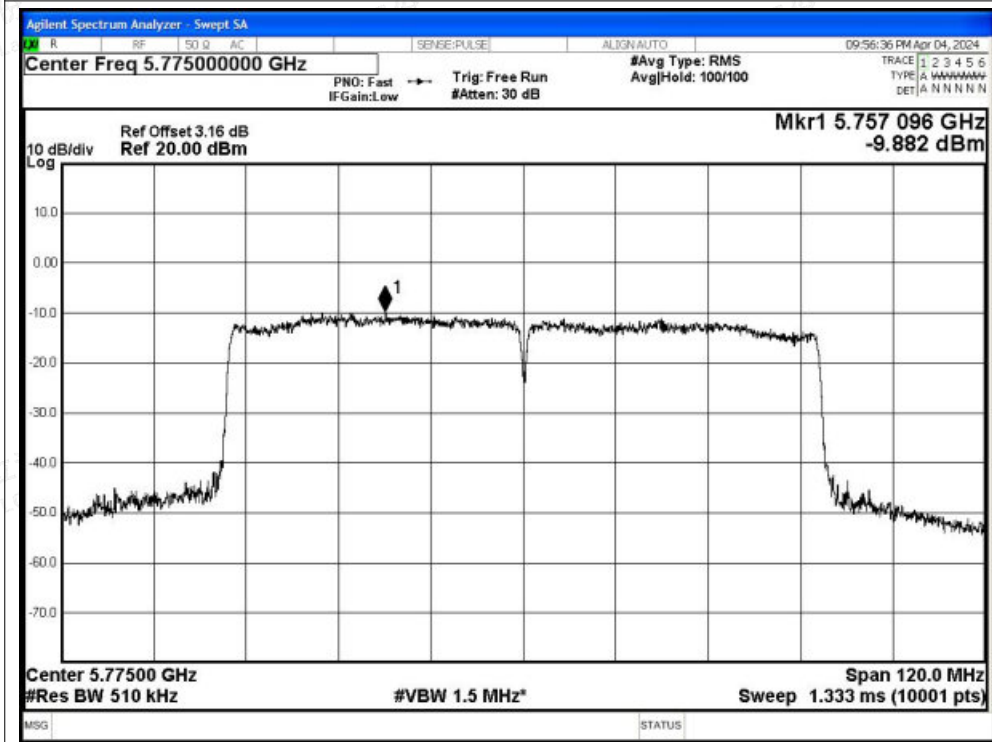




PSD NVNT ac40 5795MHz Ant0



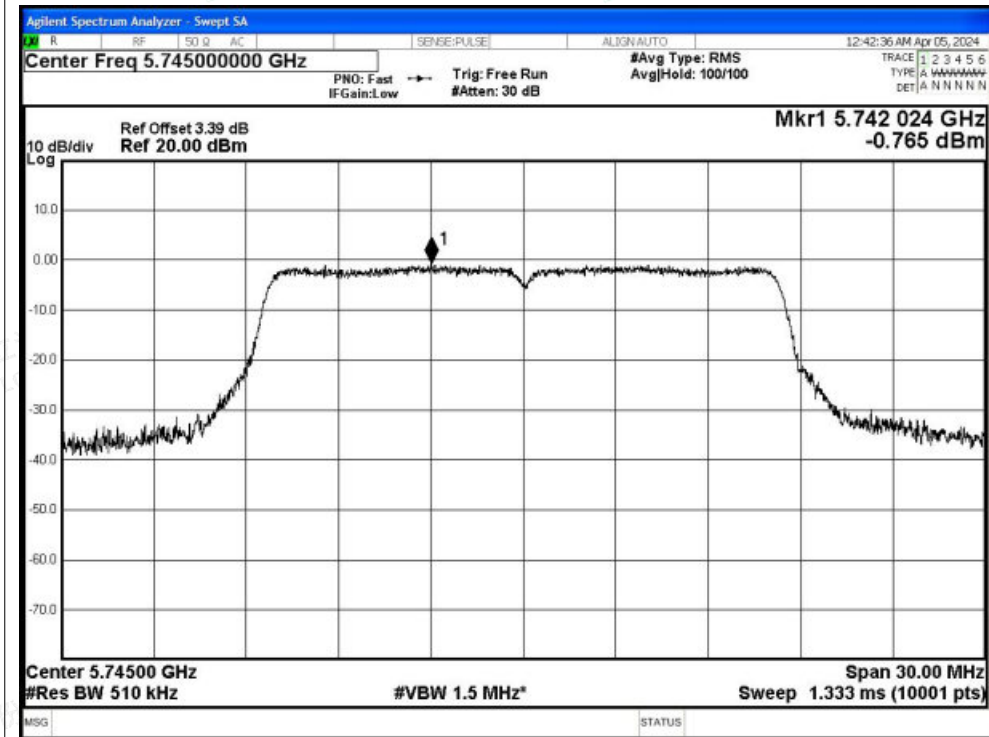
PSD NVNT ac80 5775MHz Ant0



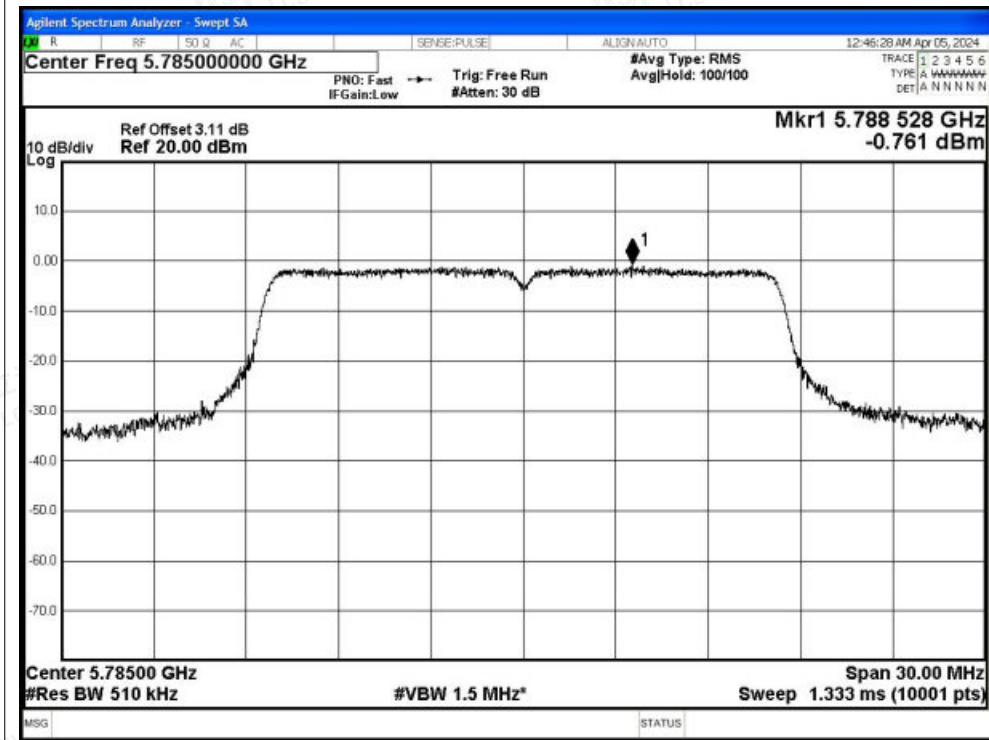


Test Graphs

PSD NVNT a 5745MHz Ant1

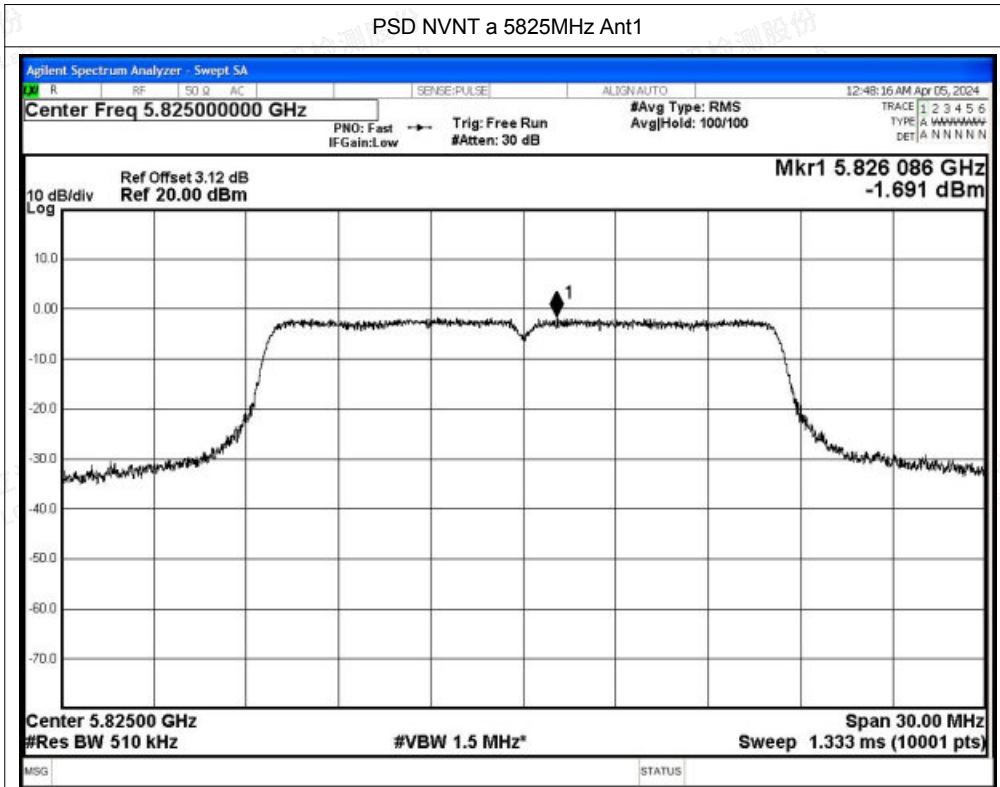


PSD NVNT a 5785MHz Ant1

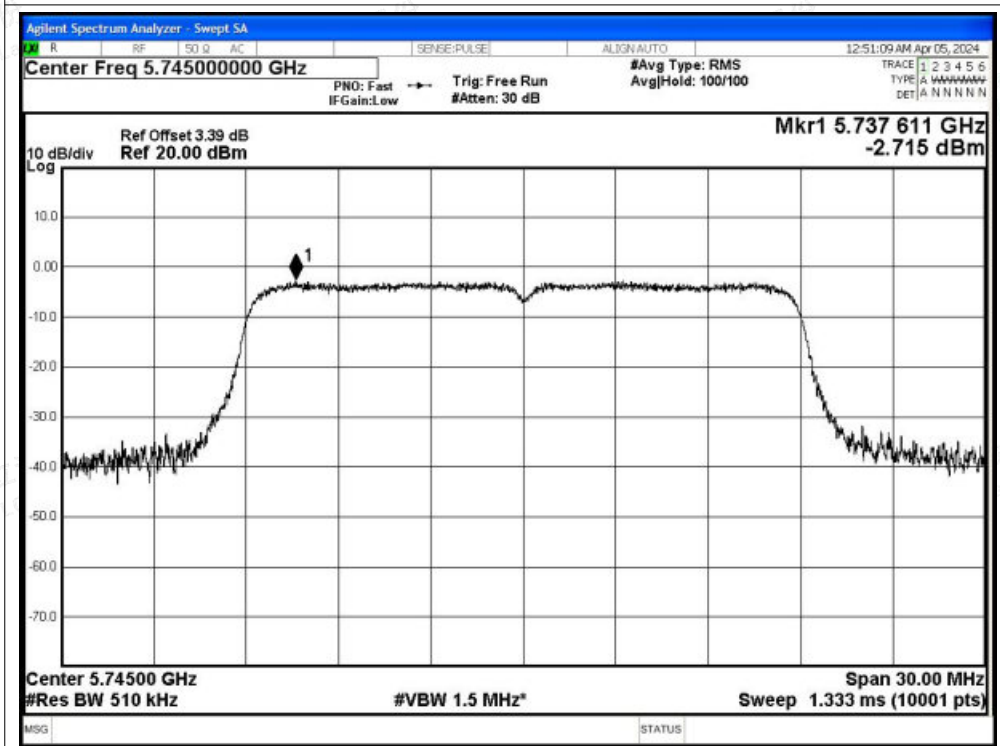




PSD NVNT a 5825MHz Ant1

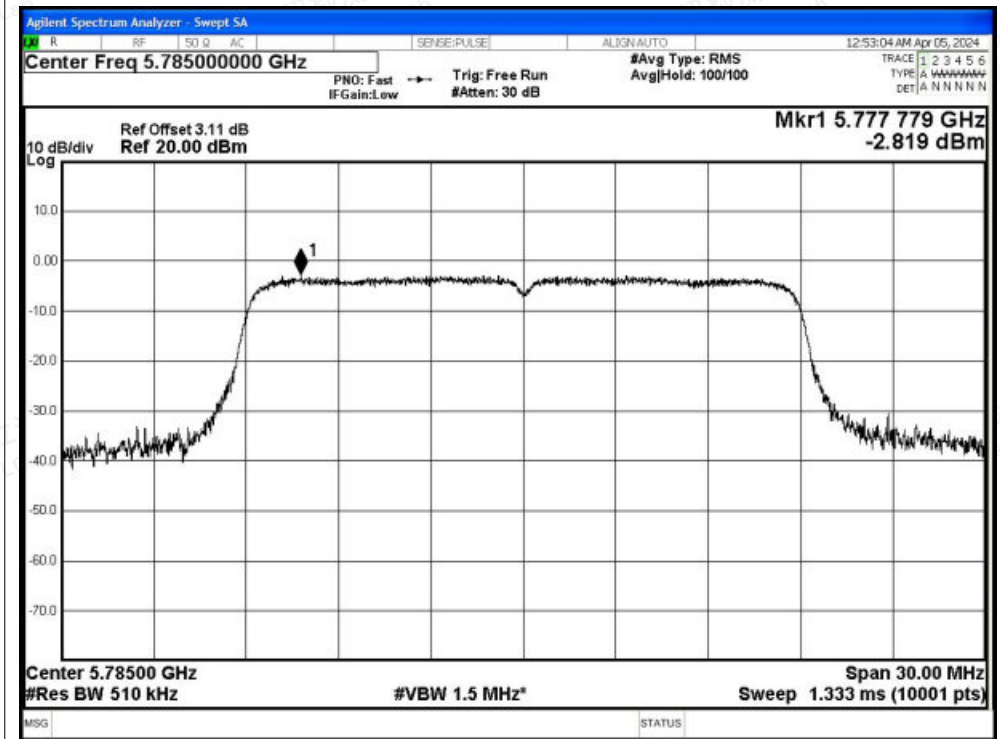


PSD NVNT n20 5745MHz Ant1

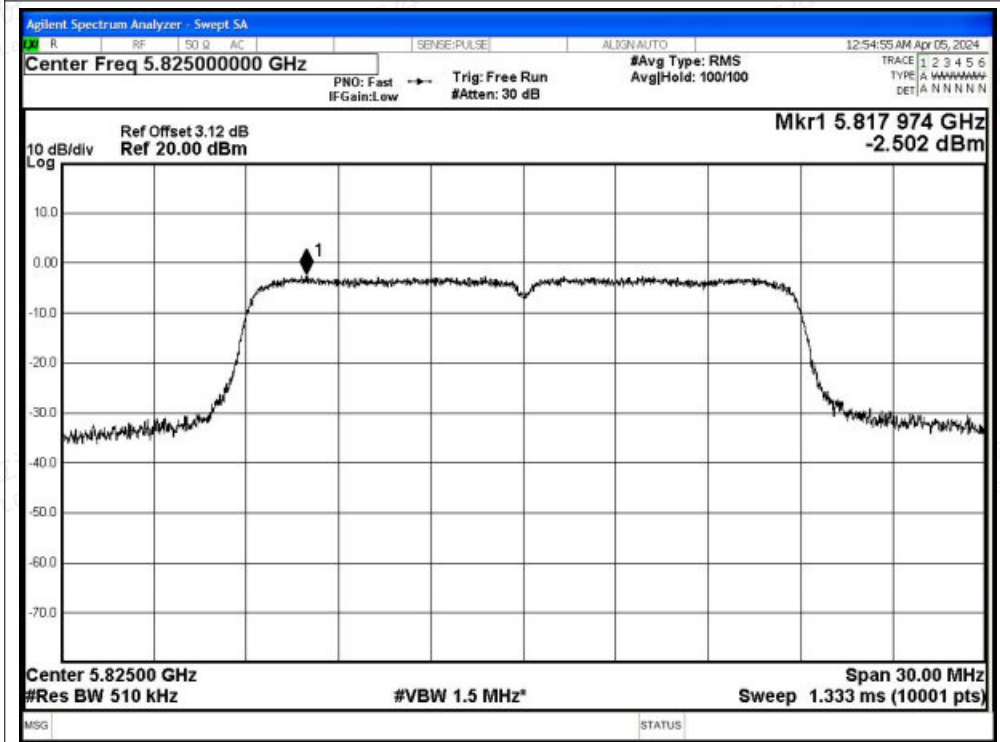




PSD NVNT n20 5785MHz Ant1

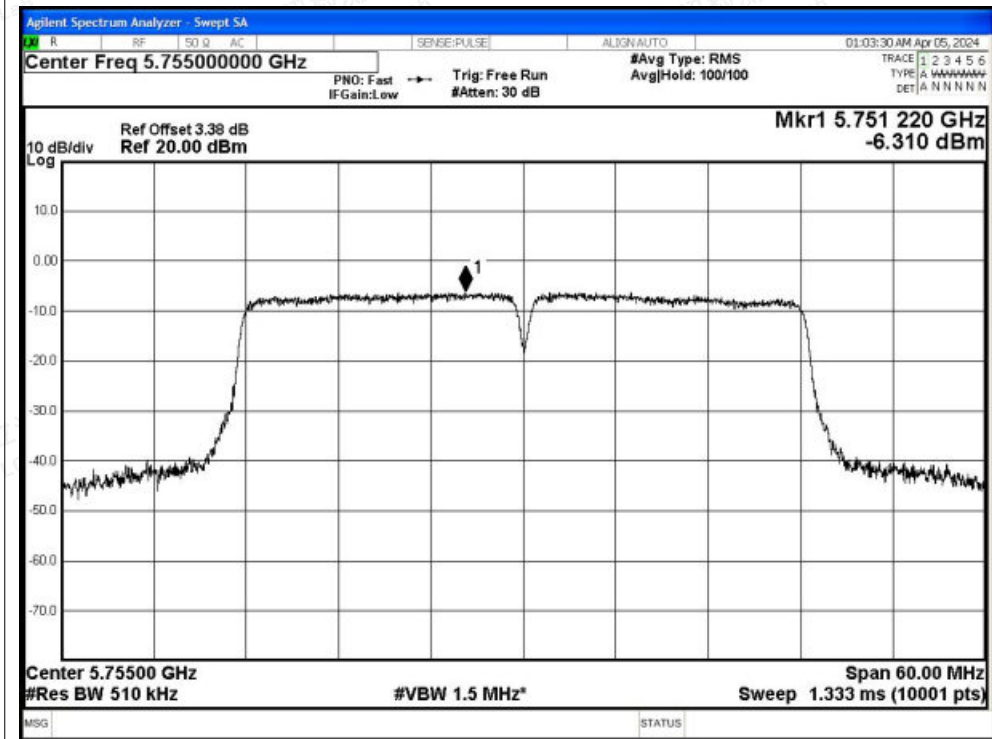


PSD NVNT n20 5825MHz Ant1

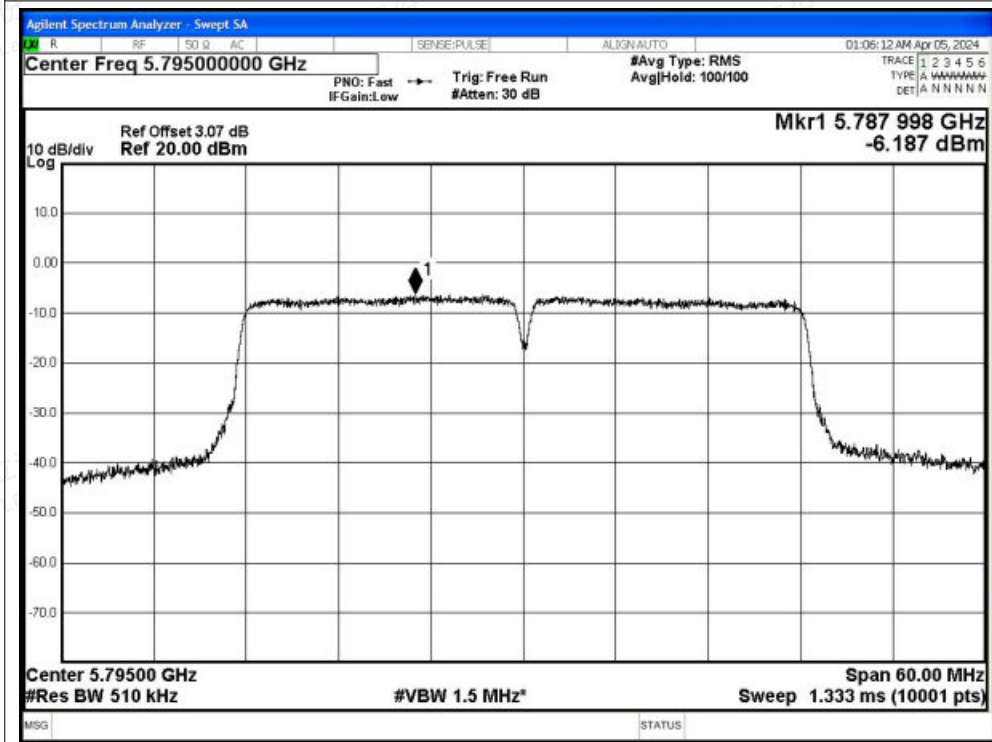




PSD NVNT n40 5755MHz Ant1

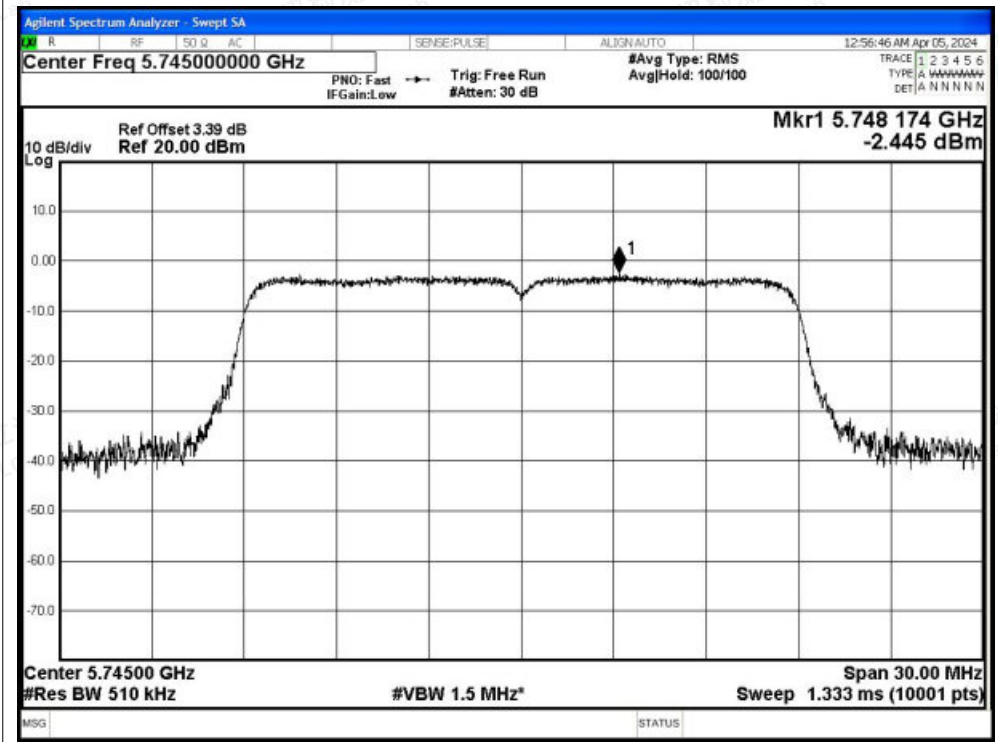


PSD NVNT n40 5795MHz Ant1

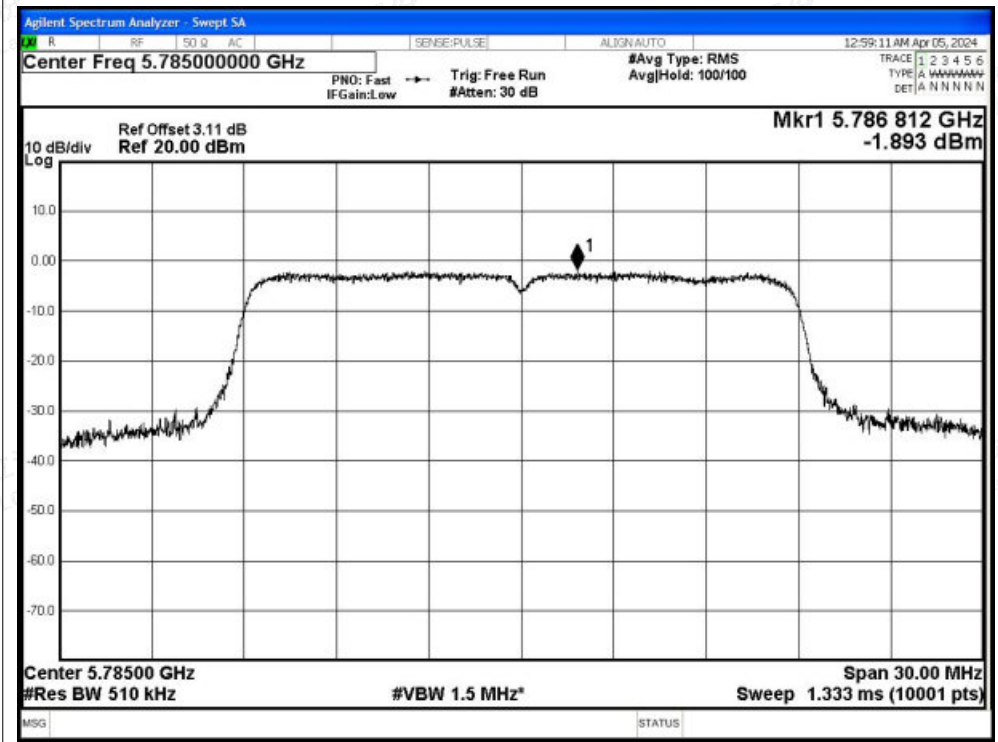




PSD NVNT ac20 5745MHz Ant1

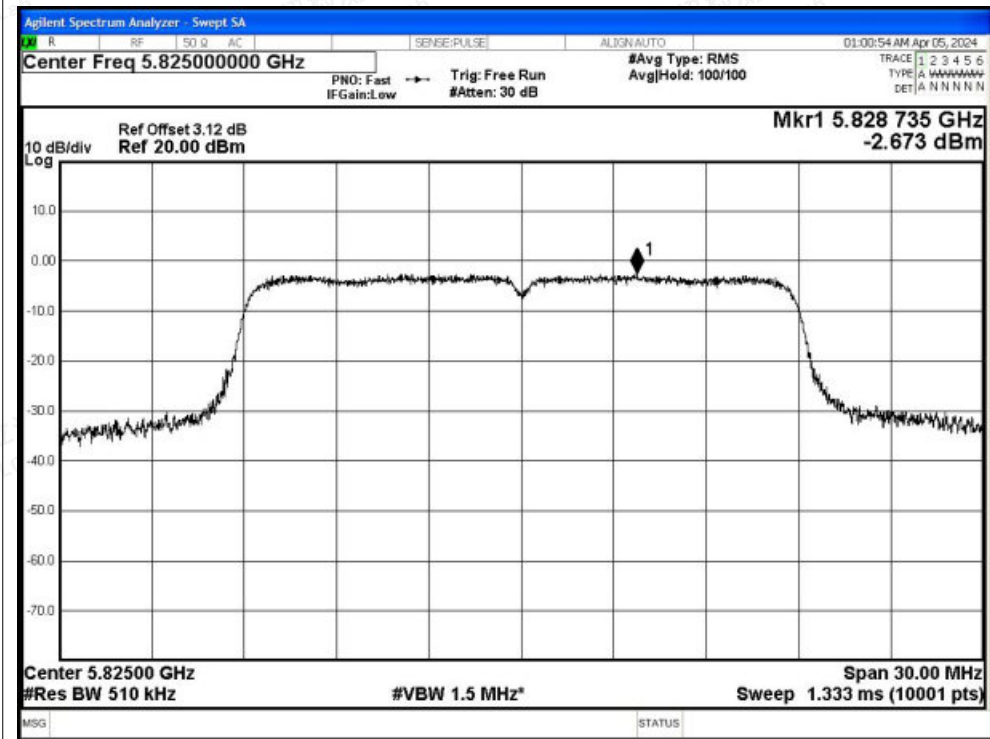


PSD NVNT ac20 5785MHz Ant1

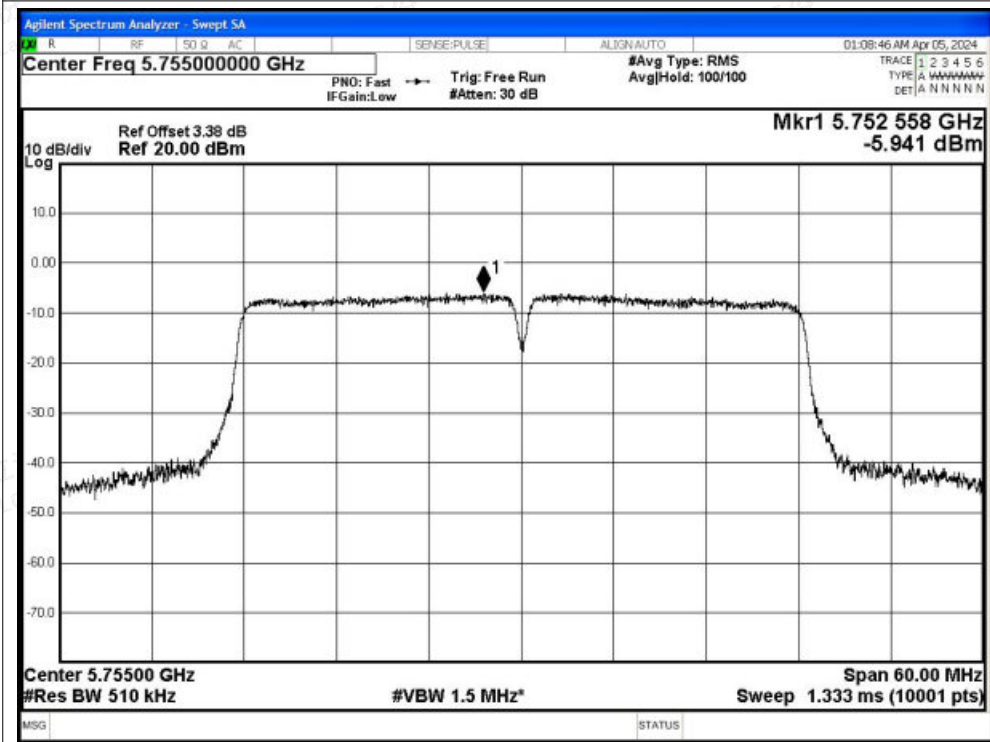




PSD NVNT ac20 5825MHz Ant1

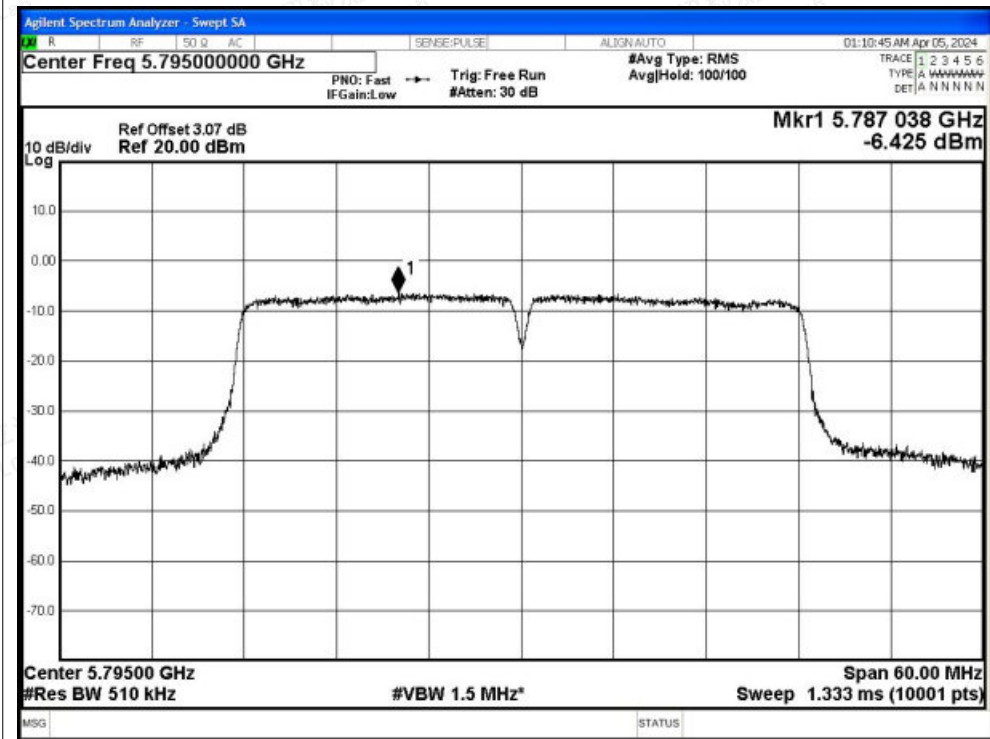


PSD NVNT ac40 5755MHz Ant1

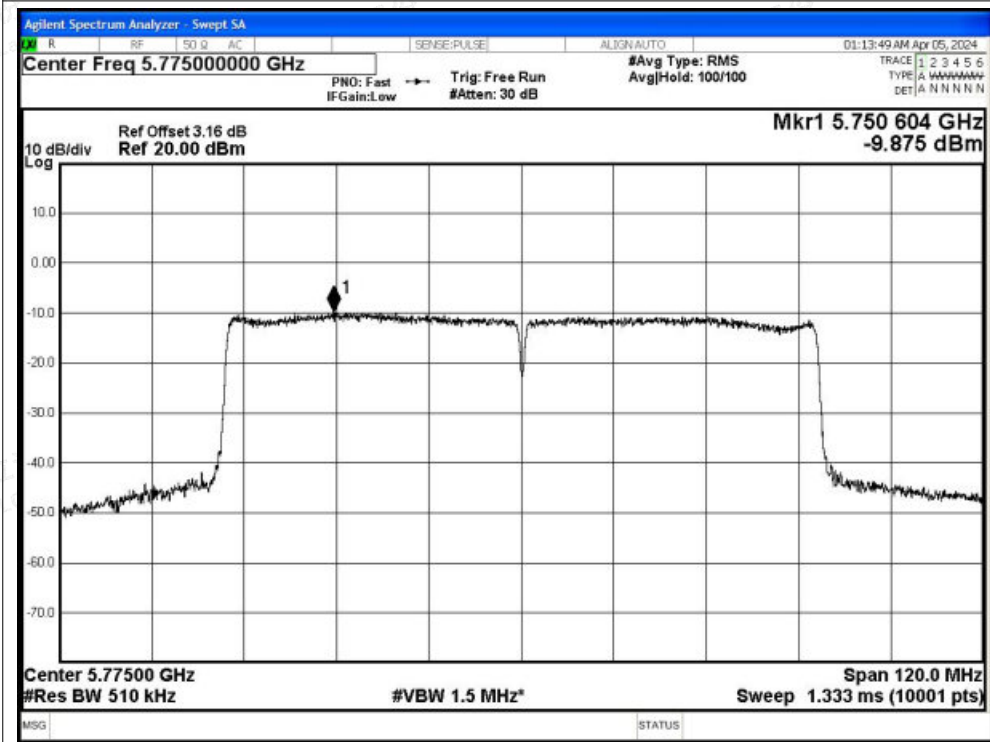




PSD NVNT ac40 5795MHz Ant1



PSD NVNT ac80 5775MHz Ant1





G.4 Restrict Band

Condition	Mode	Frequency (MHz)	Antenna	Spur Freq (MHz)	Power (dBm)	Gain (dBi)	Duty Factor (dB)	EIRP Power (dBm)	Detector	Limit (dBm)	Verdict
NVNT	a	5745	Ant0	5650	-48.65	4.55	-	-44.10	Peak	-27	Pass
NVNT	a	5745	Ant0	5650	-56.87	4.55	0.6	-51.72	Average	-27	Pass
NVNT	a	5745	Ant0	5700	-47.99	4.55	-	-43.44	Peak	10	Pass
NVNT	a	5745	Ant0	5700	-55.19	4.55	0.6	-50.04	Average	10	Pass
NVNT	a	5745	Ant0	5720	-31.11	4.55	-	-26.56	Peak	15.6	Pass
NVNT	a	5745	Ant0	5720	-44.83	4.55	0.6	-39.68	Average	15.6	Pass
NVNT	a	5745	Ant0	5725	-25.48	4.55	-	-20.93	Peak	27	Pass
NVNT	a	5745	Ant0	5725	-40.51	4.55	0.6	-35.36	Average	27	Pass
NVNT	a	5825	Ant0	5850	-34.24	4.55	-	-29.69	Peak	27	Pass
NVNT	a	5825	Ant0	5850	-50.65	4.55	0.6	-45.50	Average	27	Pass
NVNT	a	5825	Ant0	5855	-44.67	4.55	-	-40.12	Peak	15.6	Pass
NVNT	a	5825	Ant0	5855	-53.01	4.55	0.6	-47.86	Average	15.6	Pass
NVNT	a	5825	Ant0	5875	-48.37	4.55	-	-43.82	Peak	10	Pass
NVNT	a	5825	Ant0	5875	-56.29	4.55	0.6	-51.14	Average	10	Pass
NVNT	a	5825	Ant0	5925	-48.47	4.55	-	-43.92	Peak	-27	Pass
NVNT	a	5825	Ant0	5925	-57.44	4.55	0.6	-52.29	Average	-27	Pass
NVNT	n20	5745	Ant0	5650	-49.17	4.55	-	-44.62	Peak	-27	Pass
NVNT	n20	5745	Ant0	5650	-57.82	4.55	0.77	-52.50	Average	-27	Pass
NVNT	n20	5745	Ant0	5700	-44.34	4.55	-	-39.79	Peak	10	Pass
NVNT	n20	5745	Ant0	5700	-54.58	4.55	0.77	-49.26	Average	10	Pass
NVNT	n20	5745	Ant0	5720	-30.08	4.55	-	-25.53	Peak	15.6	Pass
NVNT	n20	5745	Ant0	5720	-48.6	4.55	0.77	-43.28	Average	15.6	Pass
NVNT	n20	5745	Ant0	5725	-24.57	4.55	-	-20.02	Peak	27	Pass
NVNT	n20	5745	Ant0	5725	-41.64	4.55	0.77	-36.32	Average	27	Pass
NVNT	n20	5825	Ant0	5850	-31.3	4.55	-	-26.75	Peak	27	Pass
NVNT	n20	5825	Ant0	5850	-47.24	4.55	0.7	-41.99	Average	27	Pass
NVNT	n20	5825	Ant0	5855	-39.38	4.55	-	-34.83	Peak	15.6	Pass
NVNT	n20	5825	Ant0	5855	-53.03	4.55	0.7	-47.78	Average	15.6	Pass
NVNT	n20	5825	Ant0	5875	-48.25	4.55	-	-43.70	Peak	10	Pass
NVNT	n20	5825	Ant0	5875	-56.68	4.55	0.7	-51.43	Average	10	Pass
NVNT	n20	5825	Ant0	5925	-47.93	4.55	-	-43.38	Peak	-27	Pass
NVNT	n20	5825	Ant0	5925	-57.26	4.55	0.7	-52.01	Average	-27	Pass
NVNT	n40	5755	Ant0	5650	-48.38	4.55	-	-43.83	Peak	-27	Pass
NVNT	n40	5755	Ant0	5650	-57.29	4.55	1.29	-51.45	Average	-27	Pass
NVNT	n40	5755	Ant0	5700	-44.63	4.55	-	-40.08	Peak	10	Pass
NVNT	n40	5755	Ant0	5700	-52.92	4.55	1.29	-47.08	Average	10	Pass
NVNT	n40	5755	Ant0	5720	-28.19	4.55	-	-23.64	Peak	15.6	Pass



Shenzhen LCS Compliance Testing Laboratory Ltd.

Add: 101, 201 Bldg A & 301 Bldg C, Juji Industrial Park Yabianxueziwei, Shajing Street, Baoan District, Shenzhen, 518000, China

Tel: +(86) 0755-82591330 | E-mail: webmaster@lcs-cert.com | Web: www.lcs-cert.com

Scan code to check authenticity



NVNT	n40	5755	Ant0	5720	-42.4	4.55	1.29	-36.56	Average	15.6	Pass
NVNT	n40	5755	Ant0	5725	-21.82	4.55	-	-17.27	Peak	27	Pass
NVNT	n40	5755	Ant0	5725	-37.9	4.55	1.29	-32.06	Average	27	Pass
NVNT	n40	5795	Ant0	5850	-46.42	4.55	-	-41.87	Peak	27	Pass
NVNT	n40	5795	Ant0	5850	-54.86	4.55	1.16	-49.15	Average	27	Pass
NVNT	n40	5795	Ant0	5855	-45.76	4.55	-	-41.21	Peak	15.6	Pass
NVNT	n40	5795	Ant0	5855	-55.27	4.55	1.16	-49.56	Average	15.6	Pass
NVNT	n40	5795	Ant0	5875	-48.55	4.55	-	-44.00	Peak	10	Pass
NVNT	n40	5795	Ant0	5875	-57.46	4.55	1.16	-51.75	Average	10	Pass
NVNT	n40	5795	Ant0	5925	-50.67	4.55	-	-46.12	Peak	-27	Pass
NVNT	n40	5795	Ant0	5925	-57.46	4.55	1.16	-51.75	Average	-27	Pass
NVNT	ac20	5745	Ant0	5650	-50.69	4.55	-	-46.14	Peak	-27	Pass
NVNT	ac20	5745	Ant0	5650	-57.51	4.55	0.69	-52.27	Average	-27	Pass
NVNT	ac20	5745	Ant0	5700	-47.23	4.55	-	-42.68	Peak	10	Pass
NVNT	ac20	5745	Ant0	5700	-57.65	4.55	0.69	-52.41	Average	10	Pass
NVNT	ac20	5745	Ant0	5720	-31.96	4.55	-	-27.41	Peak	15.6	Pass
NVNT	ac20	5745	Ant0	5720	-57.41	4.55	0.69	-52.17	Average	15.6	Pass
NVNT	ac20	5745	Ant0	5725	-23.44	4.55	-	-18.89	Peak	27	Pass
NVNT	ac20	5745	Ant0	5725	-57.32	4.55	0.69	-52.08	Average	27	Pass
NVNT	ac20	5825	Ant0	5850	-33.63	4.55	-	-29.08	Peak	27	Pass
NVNT	ac20	5825	Ant0	5850	-46.7	4.55	0.69	-41.46	Average	27	Pass
NVNT	ac20	5825	Ant0	5855	-34.67	4.55	-	-30.12	Peak	15.6	Pass
NVNT	ac20	5825	Ant0	5855	-50.05	4.55	0.69	-44.81	Average	15.6	Pass
NVNT	ac20	5825	Ant0	5875	-47.46	4.55	-	-42.91	Peak	10	Pass
NVNT	ac20	5825	Ant0	5875	-56.23	4.55	0.69	-50.99	Average	10	Pass
NVNT	ac20	5825	Ant0	5925	-48.27	4.55	-	-43.72	Peak	-27	Pass
NVNT	ac20	5825	Ant0	5925	-57.64	4.55	0.69	-52.40	Average	-27	Pass
NVNT	ac40	5755	Ant0	5650	-46.49	4.55	-	-41.94	Peak	-27	Pass
NVNT	ac40	5755	Ant0	5650	-57.35	4.55	1.22	-51.58	Average	-27	Pass
NVNT	ac40	5755	Ant0	5700	-44.69	4.55	-	-40.14	Peak	10	Pass
NVNT	ac40	5755	Ant0	5700	-52.97	4.55	1.22	-47.20	Average	10	Pass
NVNT	ac40	5755	Ant0	5720	-32.31	4.55	-	-27.76	Peak	15.6	Pass
NVNT	ac40	5755	Ant0	5720	-43.72	4.55	1.22	-37.95	Average	15.6	Pass
NVNT	ac40	5755	Ant0	5725	-24.58	4.55	-	-20.03	Peak	27	Pass
NVNT	ac40	5755	Ant0	5725	-41.31	4.55	1.22	-35.54	Average	27	Pass
NVNT	ac40	5795	Ant0	5850	-46.86	4.55	-	-42.31	Peak	27	Pass
NVNT	ac40	5795	Ant0	5850	-55.75	4.55	1.28	-49.92	Average	27	Pass
NVNT	ac40	5795	Ant0	5855	-46.74	4.55	-	-42.19	Peak	15.6	Pass
NVNT	ac40	5795	Ant0	5855	-56.98	4.55	1.28	-51.15	Average	15.6	Pass
NVNT	ac40	5795	Ant0	5875	-51.15	4.55	-	-46.60	Peak	10	Pass
NVNT	ac40	5795	Ant0	5875	-57.59	4.55	1.28	-51.76	Average	10	Pass
NVNT	ac40	5795	Ant0	5925	-48.46	4.55	-	-43.91	Peak	-27	Pass



Shenzhen LCS Compliance Testing Laboratory Ltd.

Add: 101, 201 Bldg A & 301 Bldg C, Juji Industrial Park Yabianxueziwei, Shajing Street, Baoan District, Shenzhen, 518000, China

Tel: +(86) 0755-82591330 | E-mail: webmaster@lcs-cert.com | Web: www.lcs-cert.com

Scan code to check authenticity



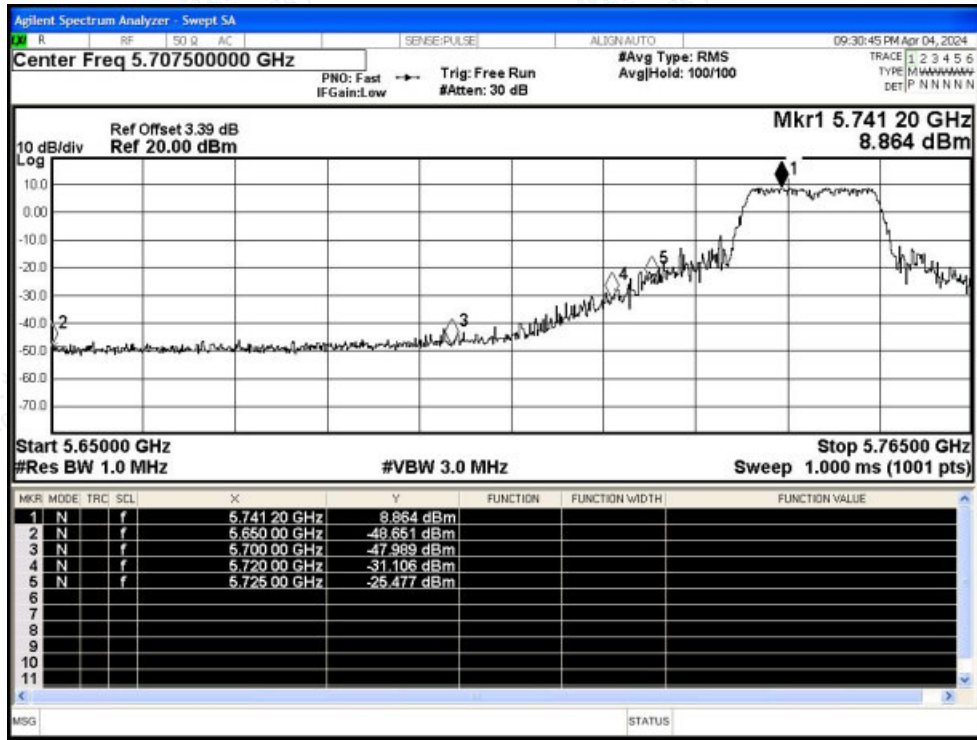
NVNT	ac40	5795	Ant0	5925	-57.73	4.55	1.28	-51.90	Average	-27	Pass
NVNT	ac80	5775	Ant0	5650	-49.05	4.55	-	-44.50	Peak	-27	Pass
NVNT	ac80	5775	Ant0	5650	-56.94	4.55	1.84	-50.55	Average	-27	Pass
NVNT	ac80	5775	Ant0	5700	-39.95	4.55	-	-35.40	Peak	10	Pass
NVNT	ac80	5775	Ant0	5700	-49.59	4.55	1.84	-43.20	Average	10	Pass
NVNT	ac80	5775	Ant0	5720	-33.1	4.55	-	-28.55	Peak	15.6	Pass
NVNT	ac80	5775	Ant0	5720	-48.09	4.55	1.84	-41.70	Average	15.6	Pass
NVNT	ac80	5775	Ant0	5725	-27.19	4.55	-	-22.64	Peak	27	Pass
NVNT	ac80	5775	Ant0	5725	-46.41	4.55	1.84	-40.02	Average	27	Pass
NVNT	ac80	5775	Ant0	5850	-39.67	4.55	-	-35.12	Peak	27	Pass
NVNT	ac80	5775	Ant0	5850	-51.13	4.55	1.84	-44.74	Average	27	Pass
NVNT	ac80	5775	Ant0	5855	-40.94	4.55	-	-36.39	Peak	15.6	Pass
NVNT	ac80	5775	Ant0	5855	-51.71	4.55	1.84	-45.32	Average	15.6	Pass
NVNT	ac80	5775	Ant0	5875	-44.93	4.55	-	-40.38	Peak	10	Pass
NVNT	ac80	5775	Ant0	5875	-55.67	4.55	1.84	-49.28	Average	10	Pass
NVNT	ac80	5775	Ant0	5925	-50.72	4.55	-	-46.17	Peak	-27	Pass
NVNT	ac80	5775	Ant0	5925	-57.21	4.55	1.84	-50.82	Average	-27	Pass



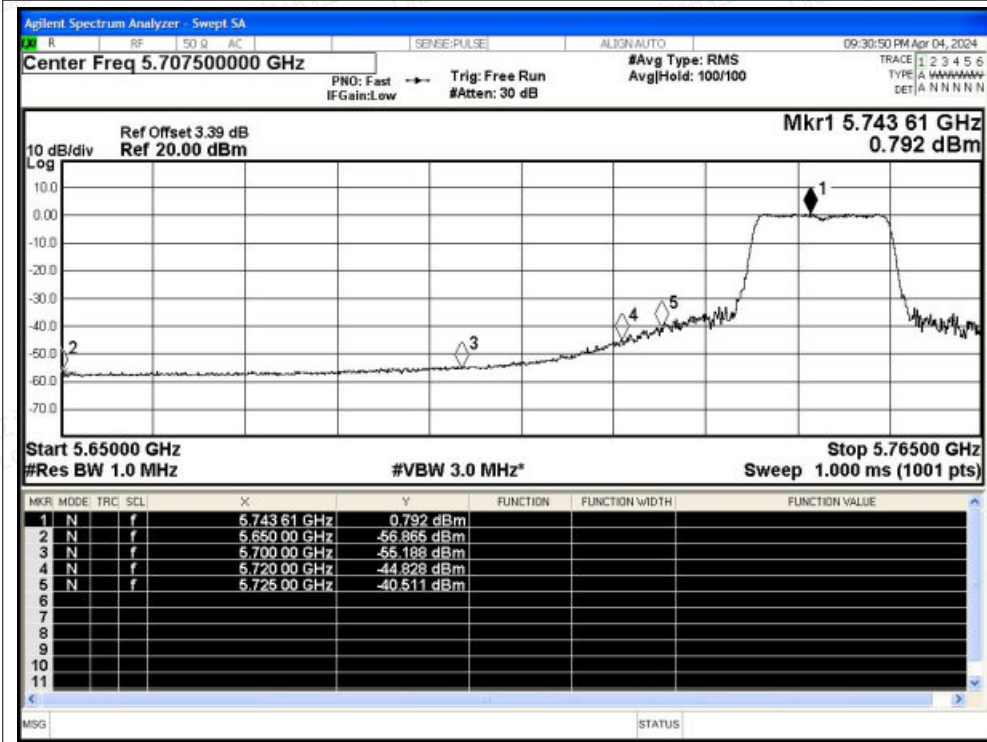


Test Graphs

Restrict Band NVNT a 5745MHz Ant0 Peak

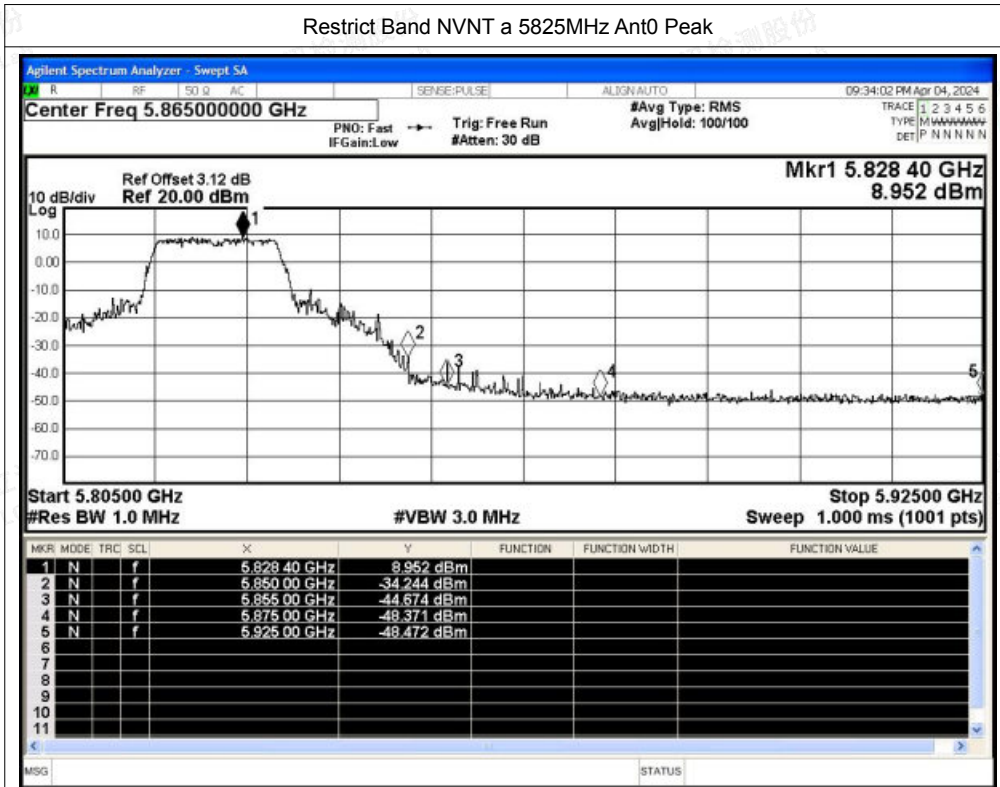


Restrict Band NVNT a 5745MHz Ant0 Average

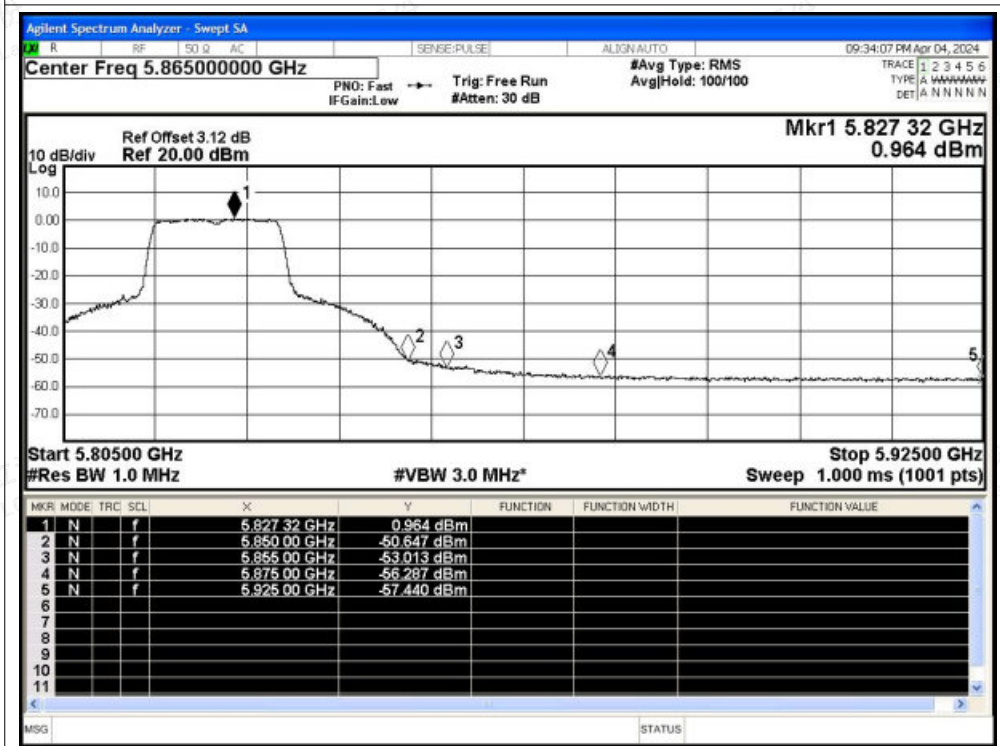




Restrict Band NVNT a 5825MHz Ant0 Peak

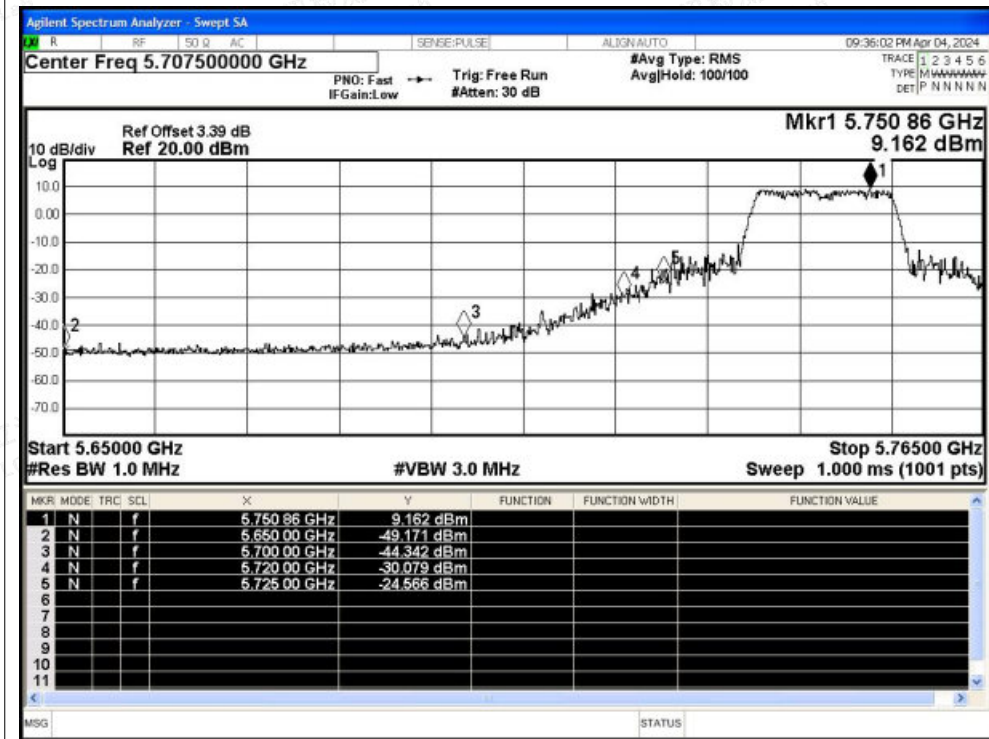


Restrict Band NVNT a 5825MHz Ant0 Average

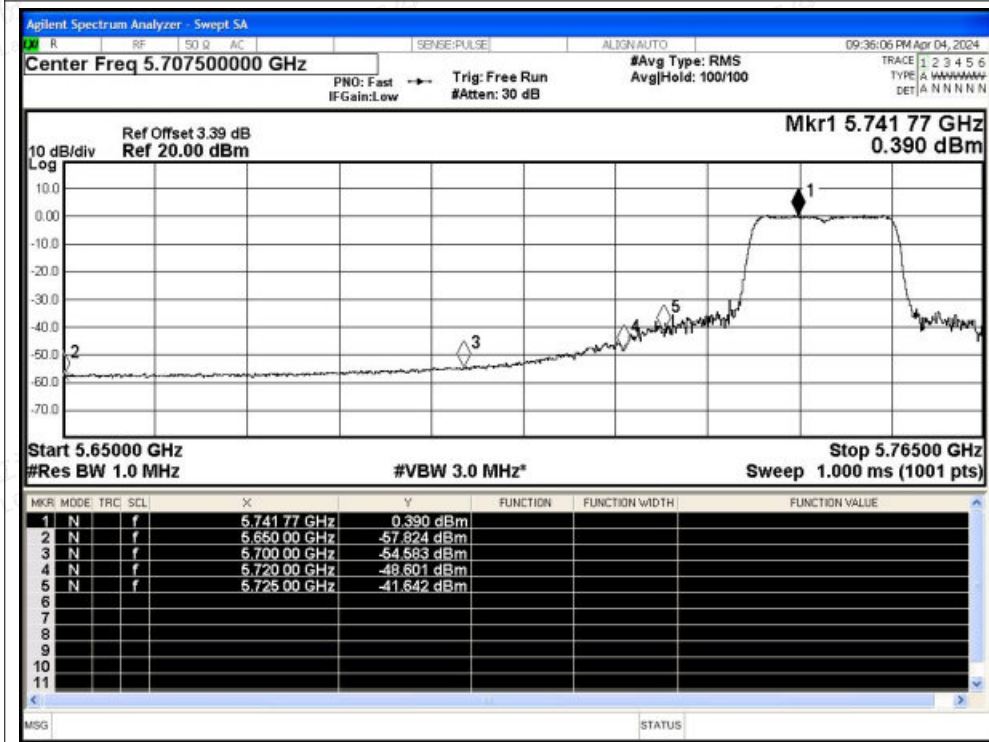




Restrict Band NVNT n20 5745MHz Ant0 Peak

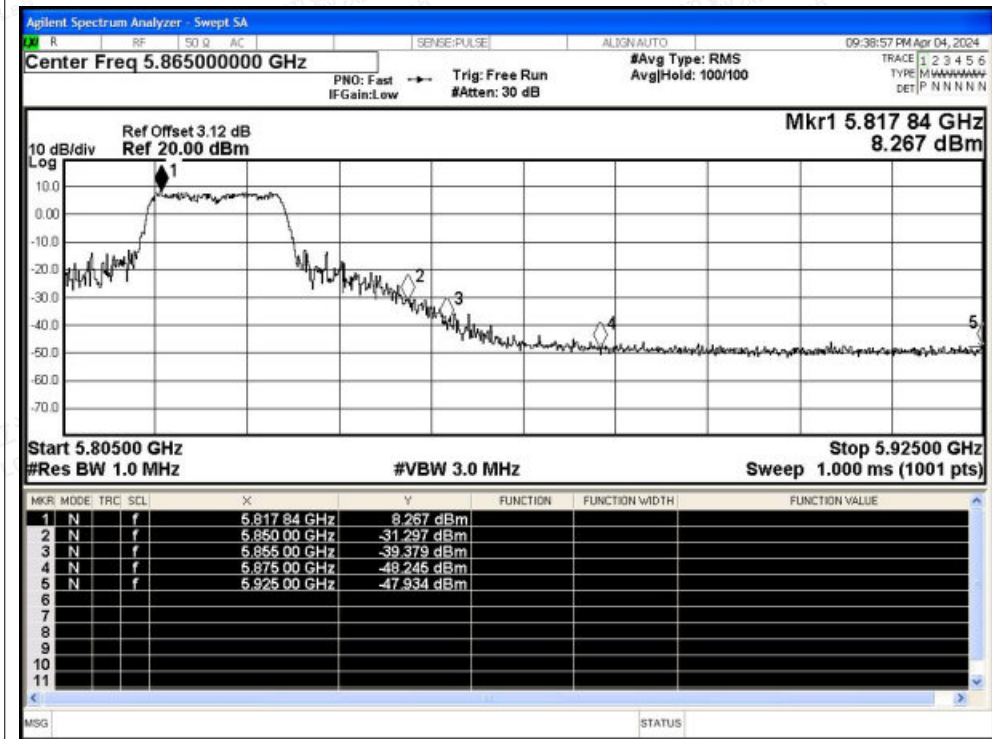


Restrict Band NVNT n20 5745MHz Ant0 Average

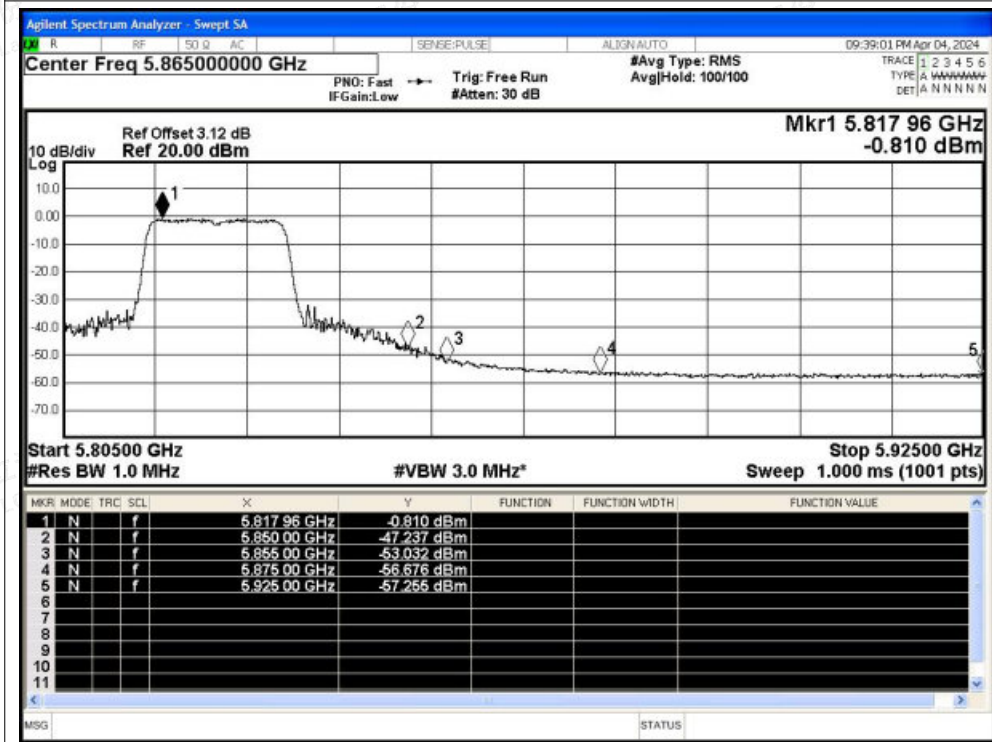




Restrict Band NVNT n20 5825MHz Ant0 Peak

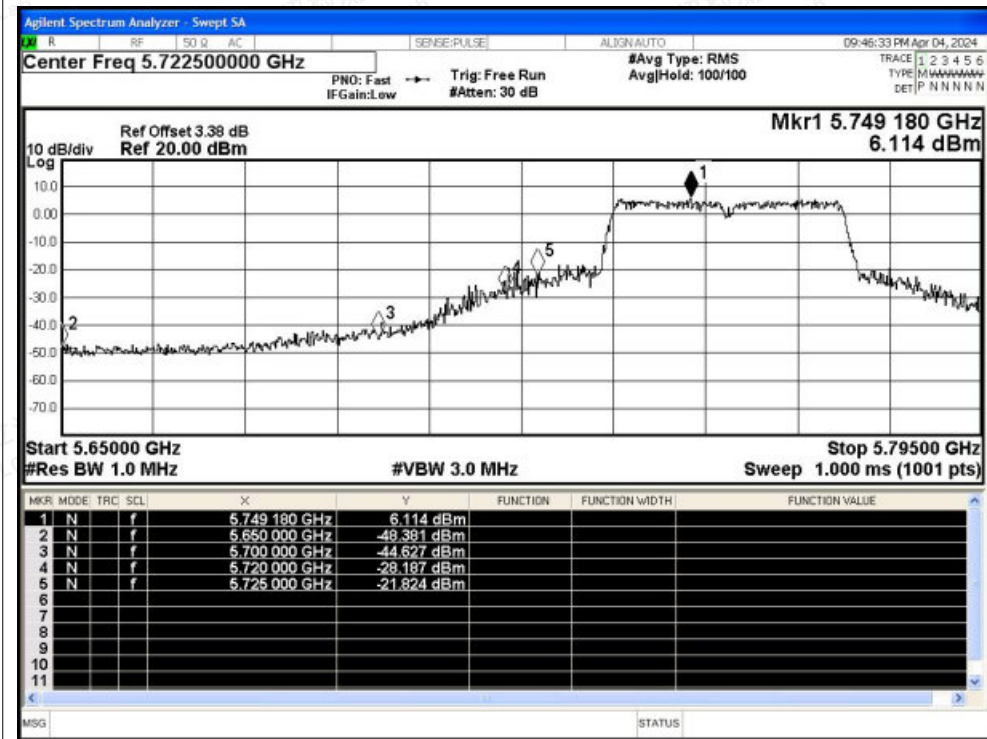


Restrict Band NVNT n20 5825MHz Ant0 Average

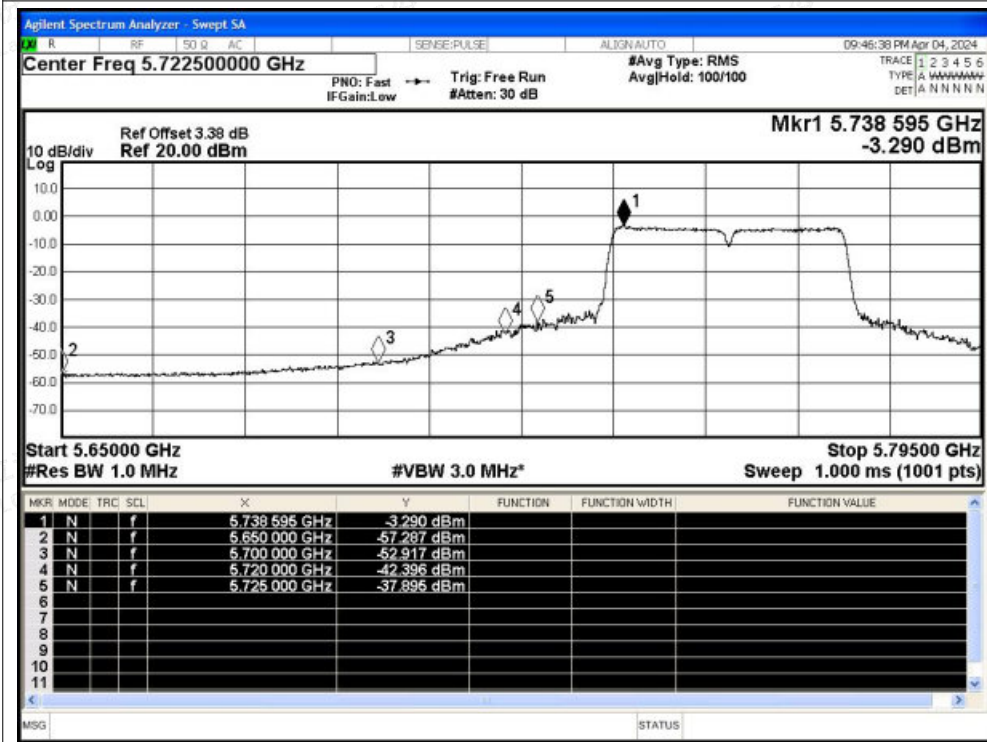




Restrict Band NVNT n40 5755MHz Ant0 Peak

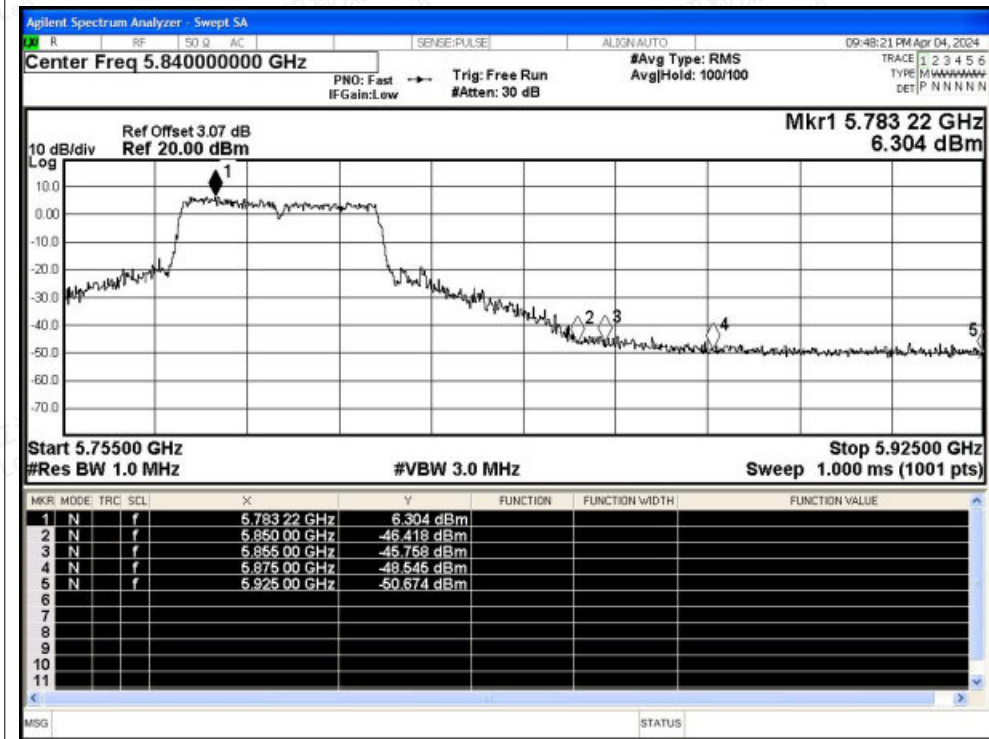


Restrict Band NVNT n40 5755MHz Ant0 Average

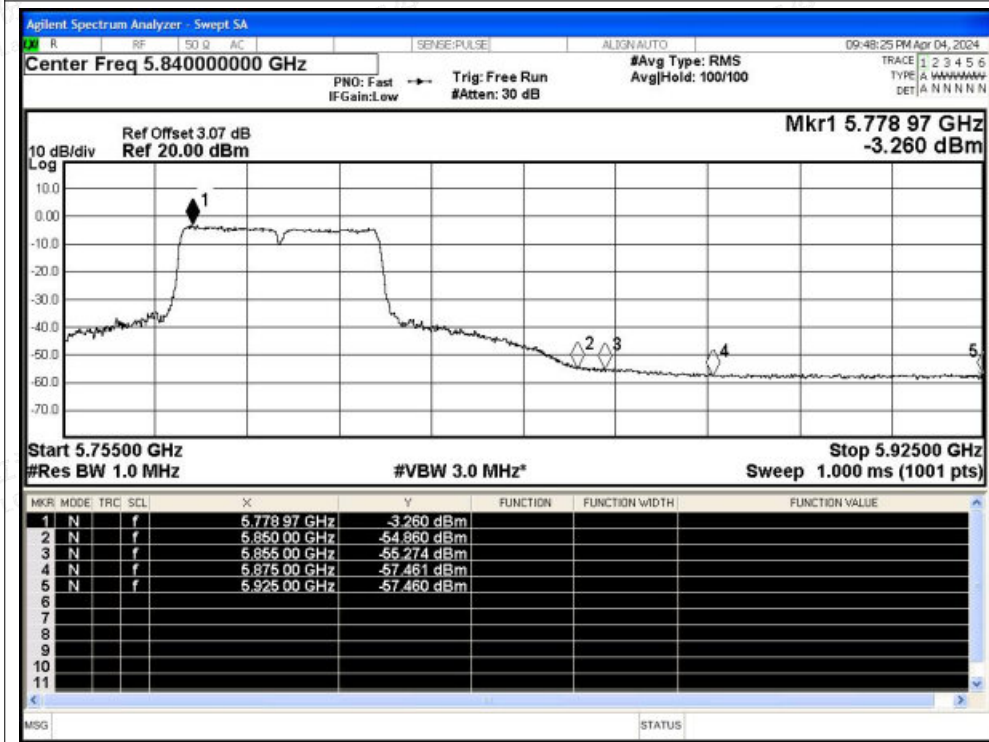




Restrict Band NVNT n40 5795MHz Ant0 Peak

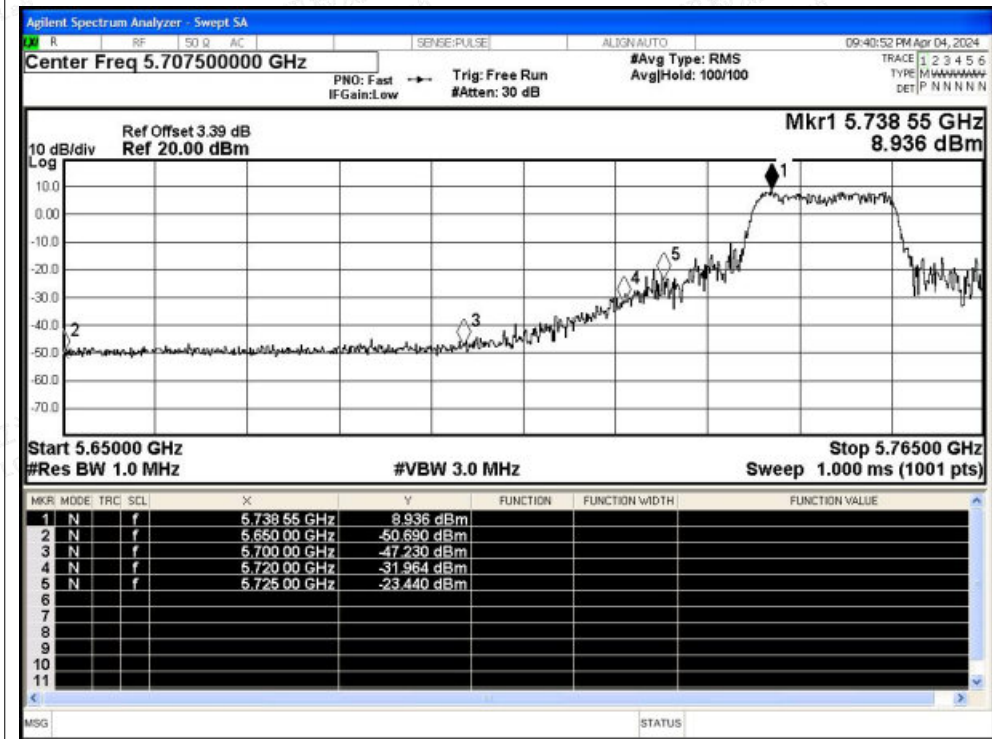


Restrict Band NVNT n40 5795MHz Ant0 Average

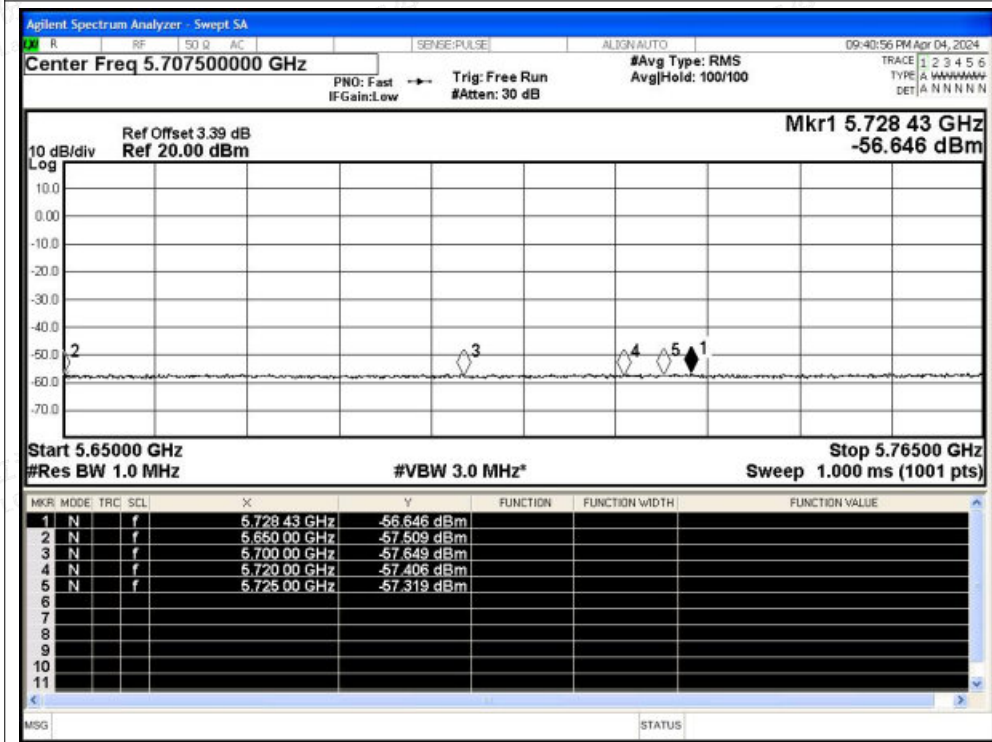




Restrict Band NVNT ac20 5745MHz Ant0 Peak

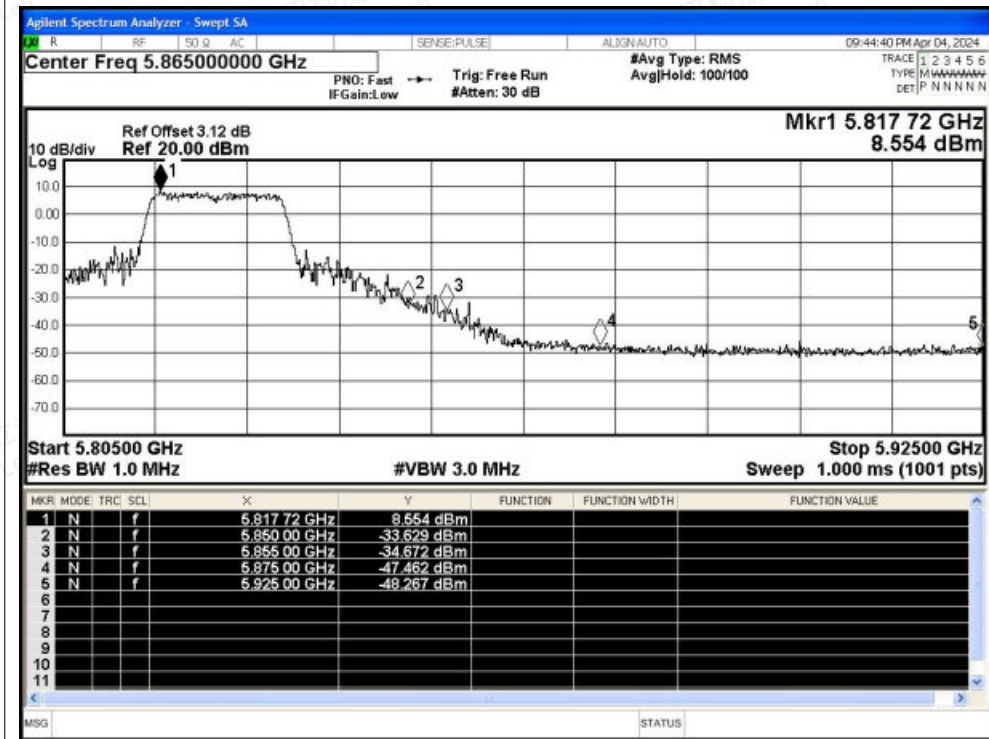


Restrict Band NVNT ac20 5745MHz Ant0 Average

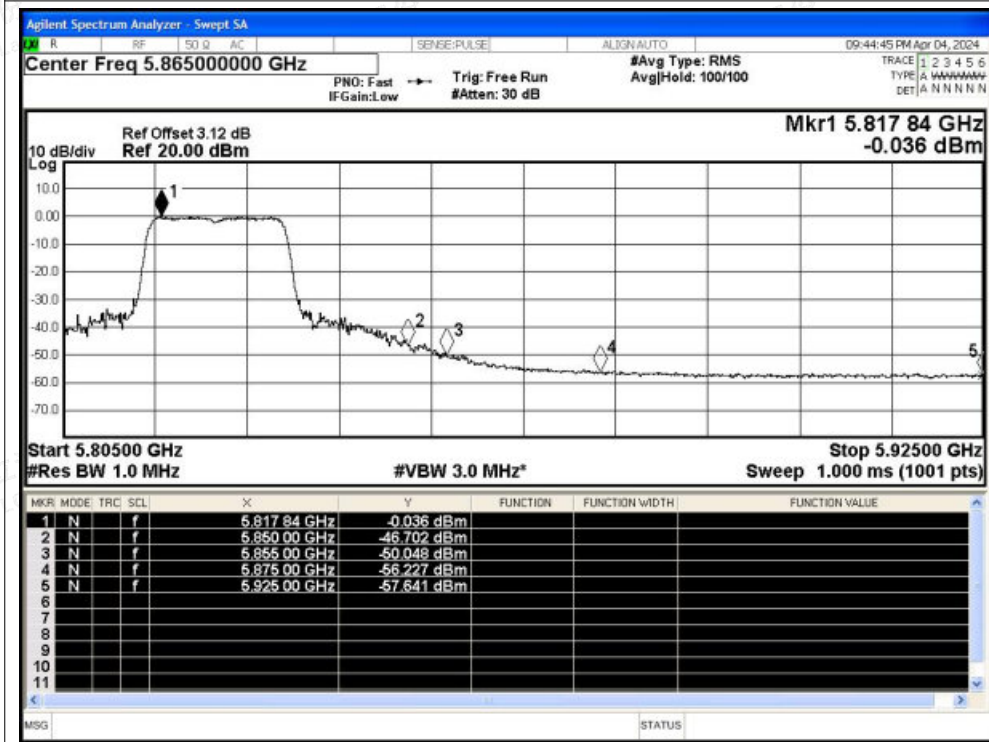




Restrict Band NVNT ac20 5825MHz Ant0 Peak

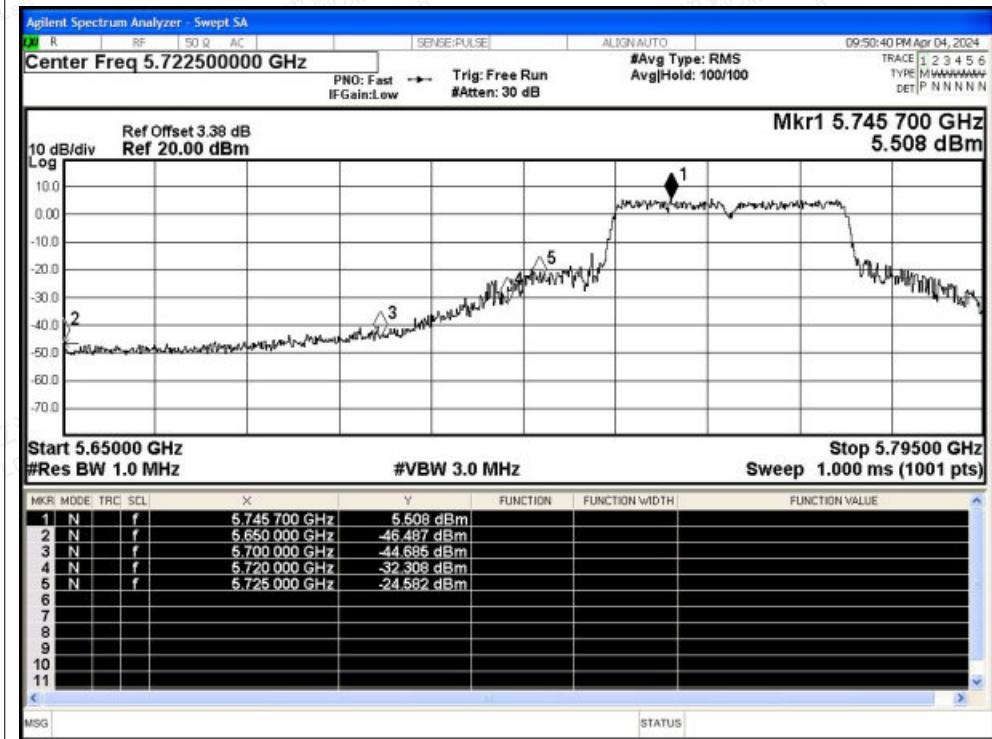


Restrict Band NVNT ac20 5825MHz Ant0 Average

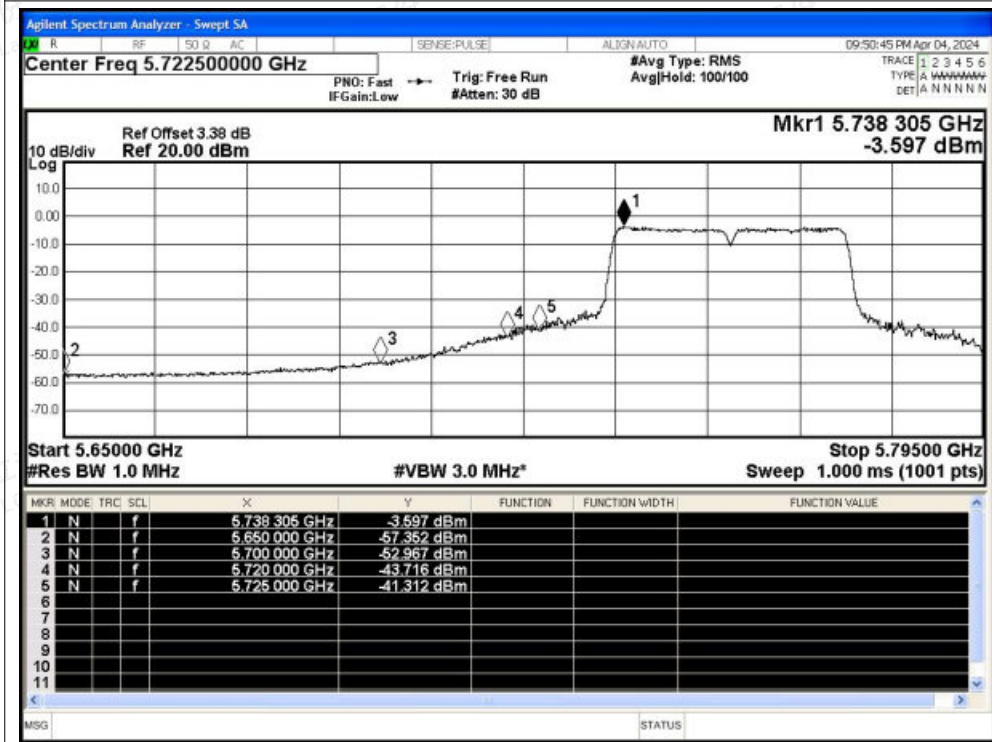




Restrict Band NVNT ac40 5755MHz Ant0 Peak

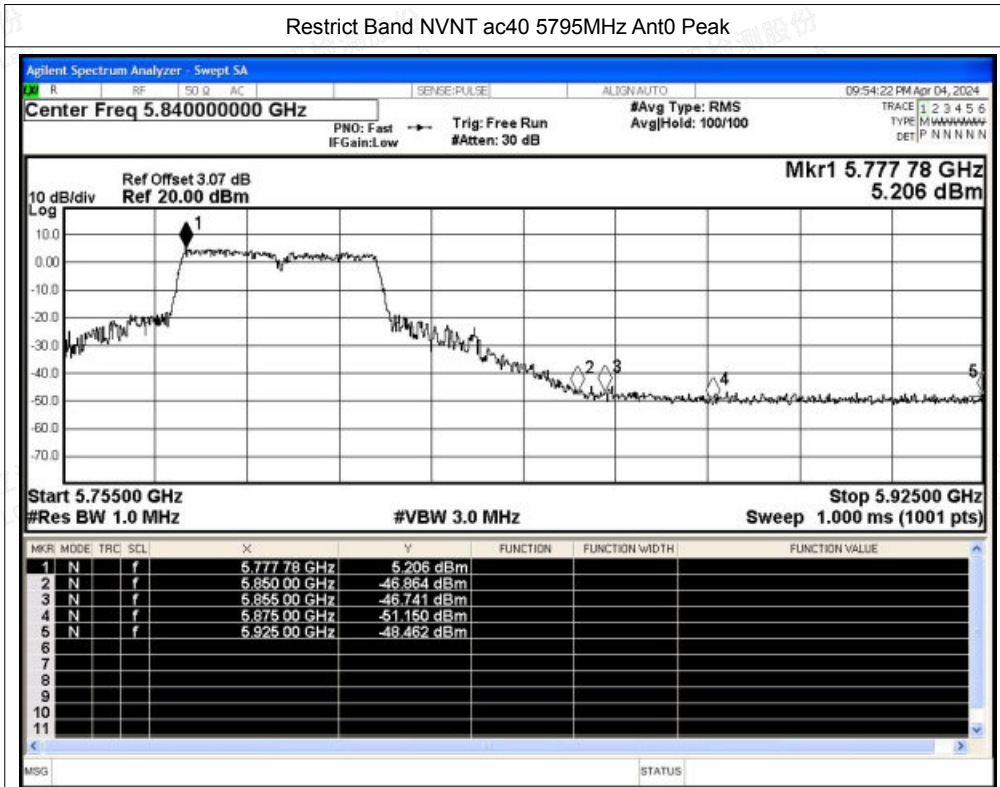


Restrict Band NVNT ac40 5755MHz Ant0 Average





Restrict Band NVNT ac40 5795MHz Ant0 Peak



Restrict Band NVNT ac40 5795MHz Ant0 Average

