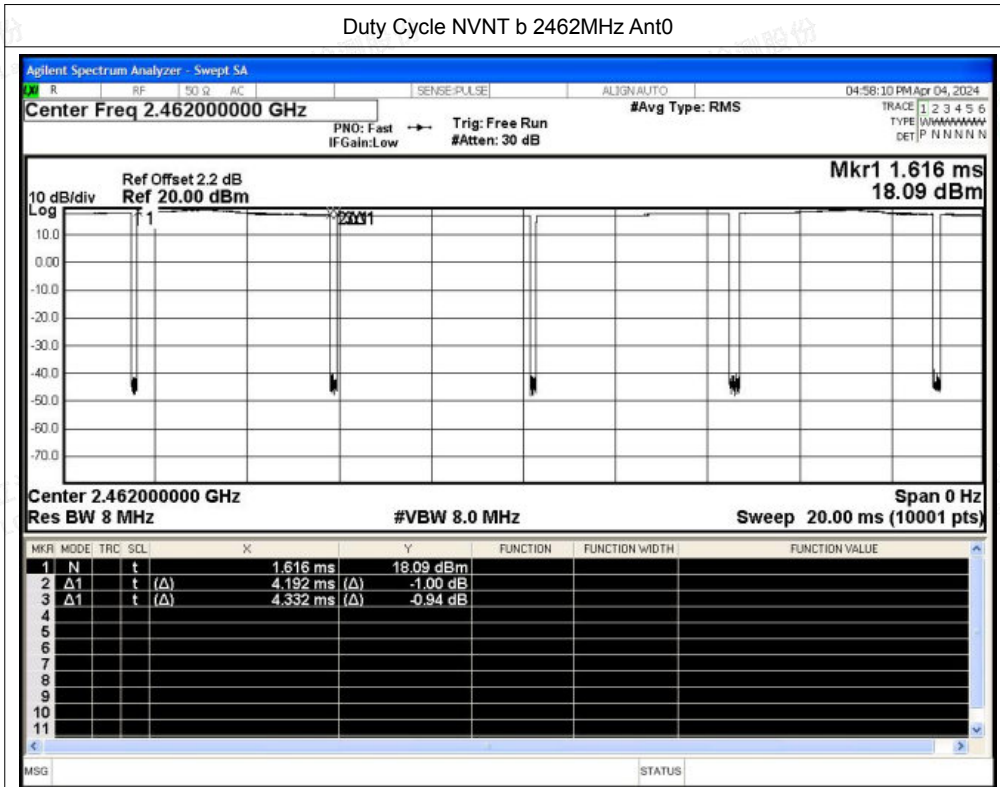
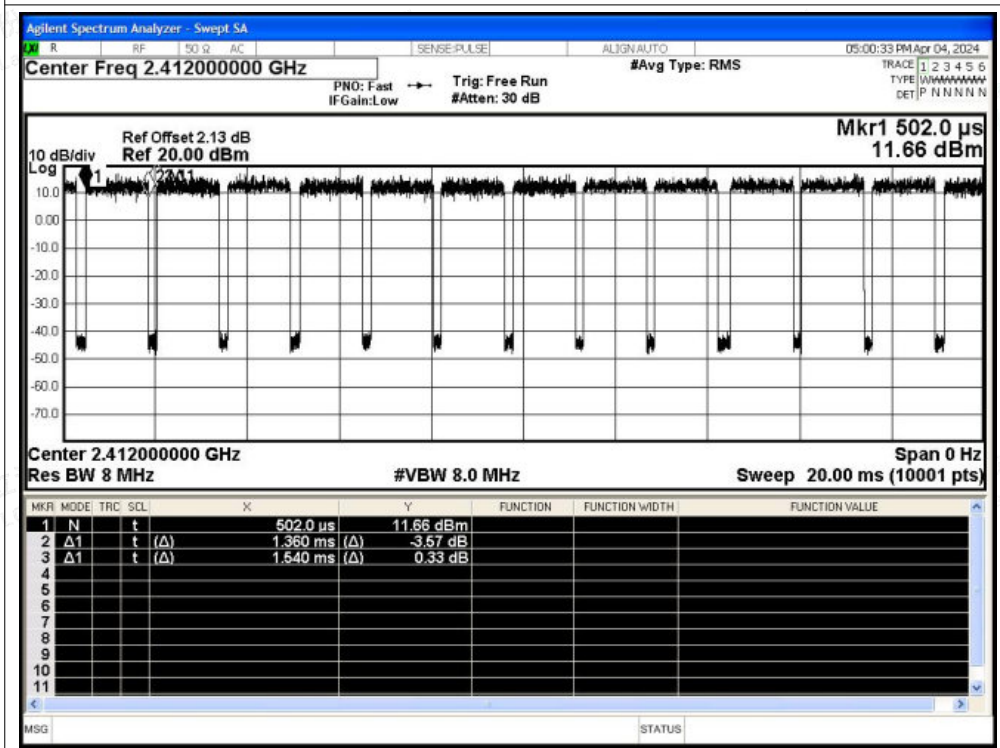




Duty Cycle NVNT b 2462MHz Ant0

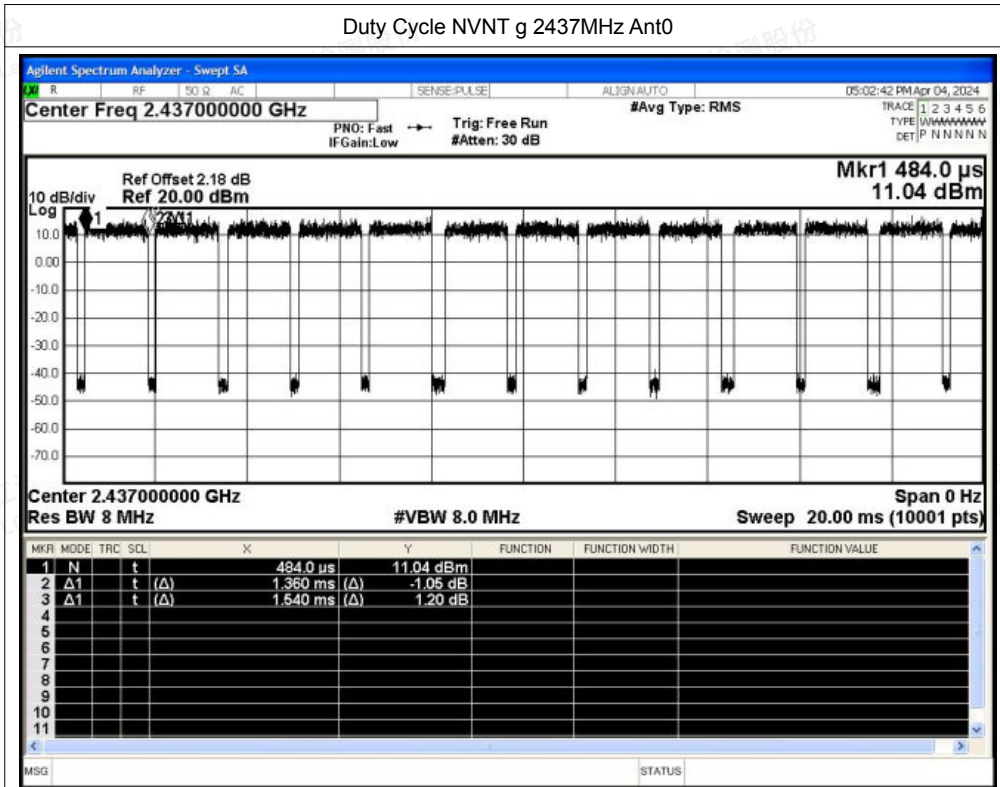


Duty Cycle NVNT g 2412MHz Ant0

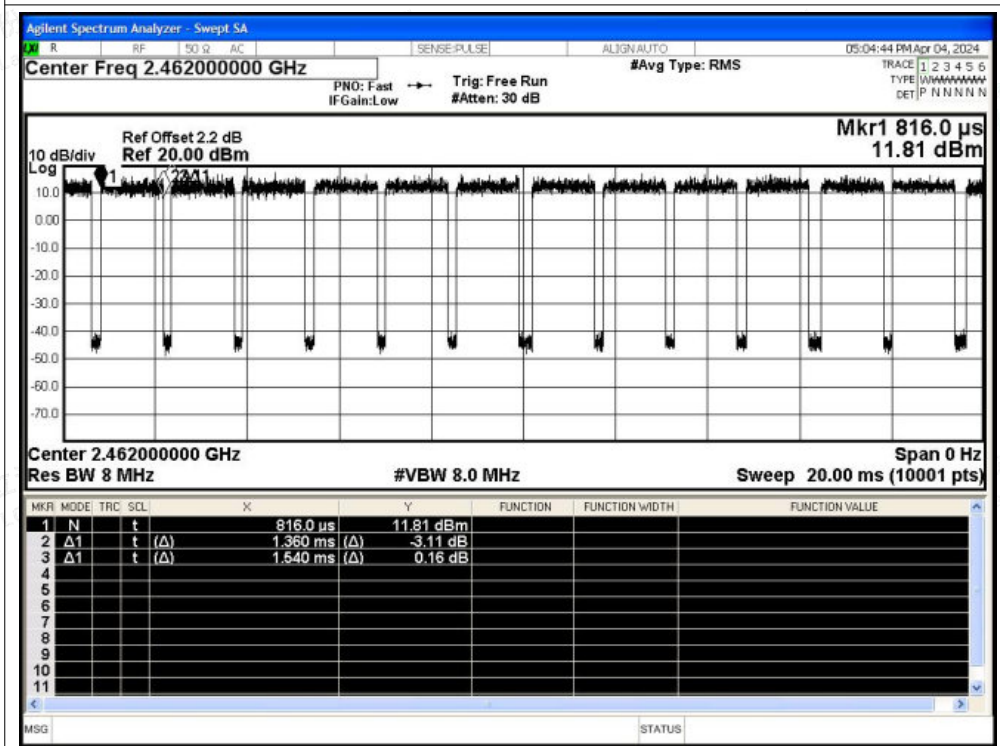




Duty Cycle NVNT g 2437MHz Ant0

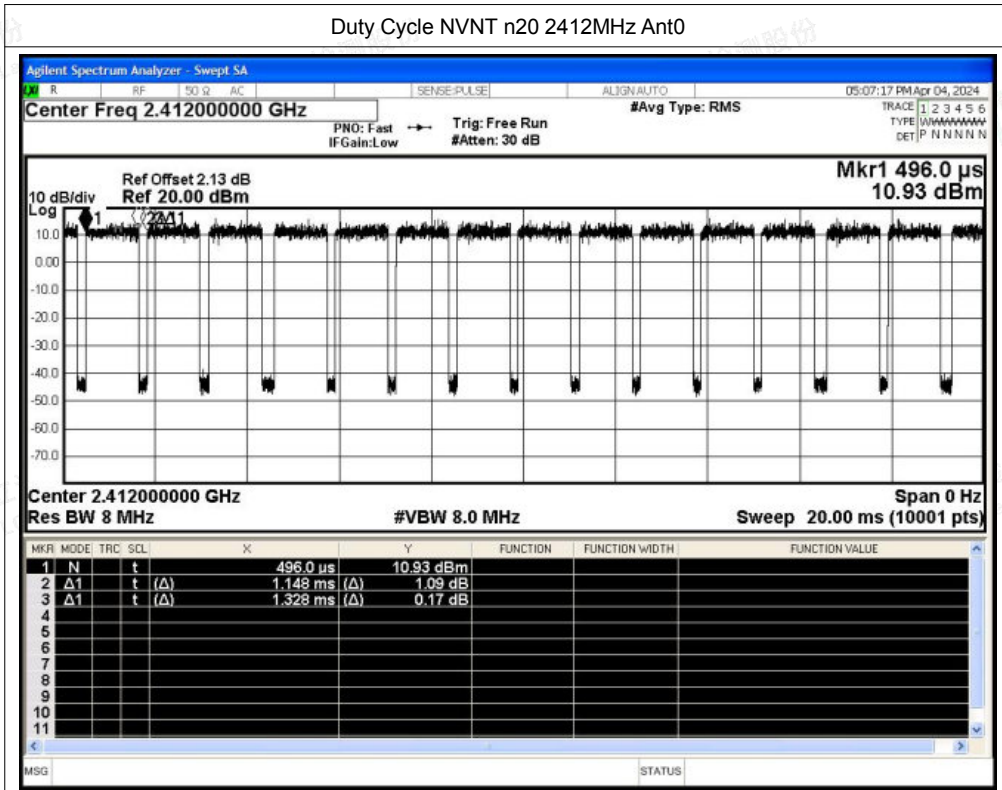


Duty Cycle NVNT g 2462MHz Ant0

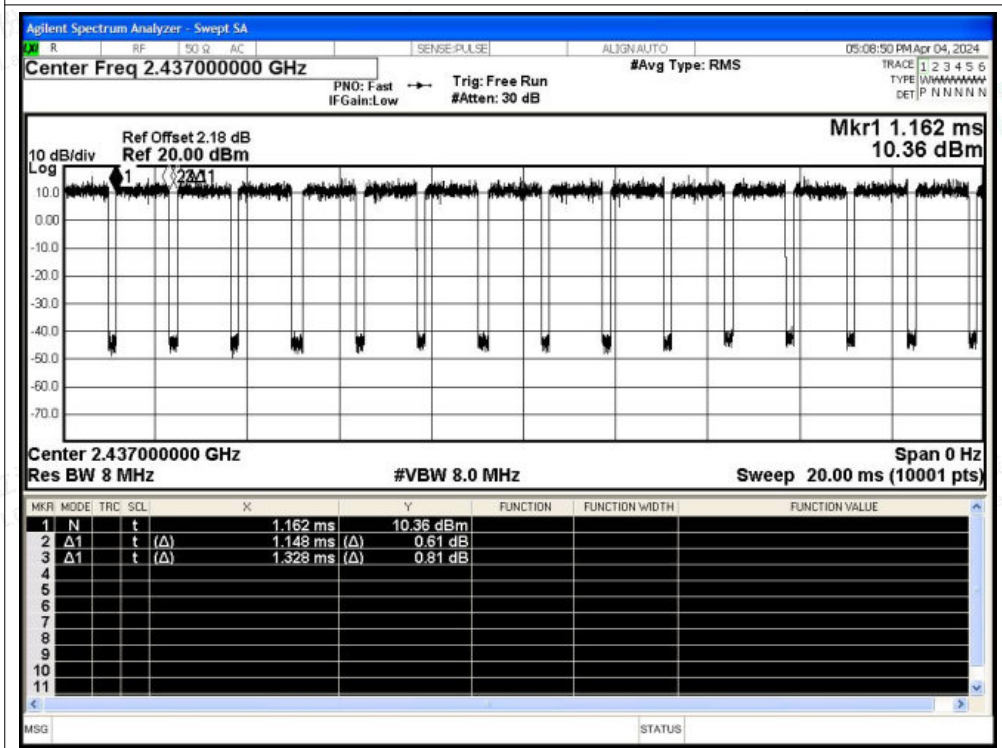




Duty Cycle NVNT n20 2412MHz Ant0

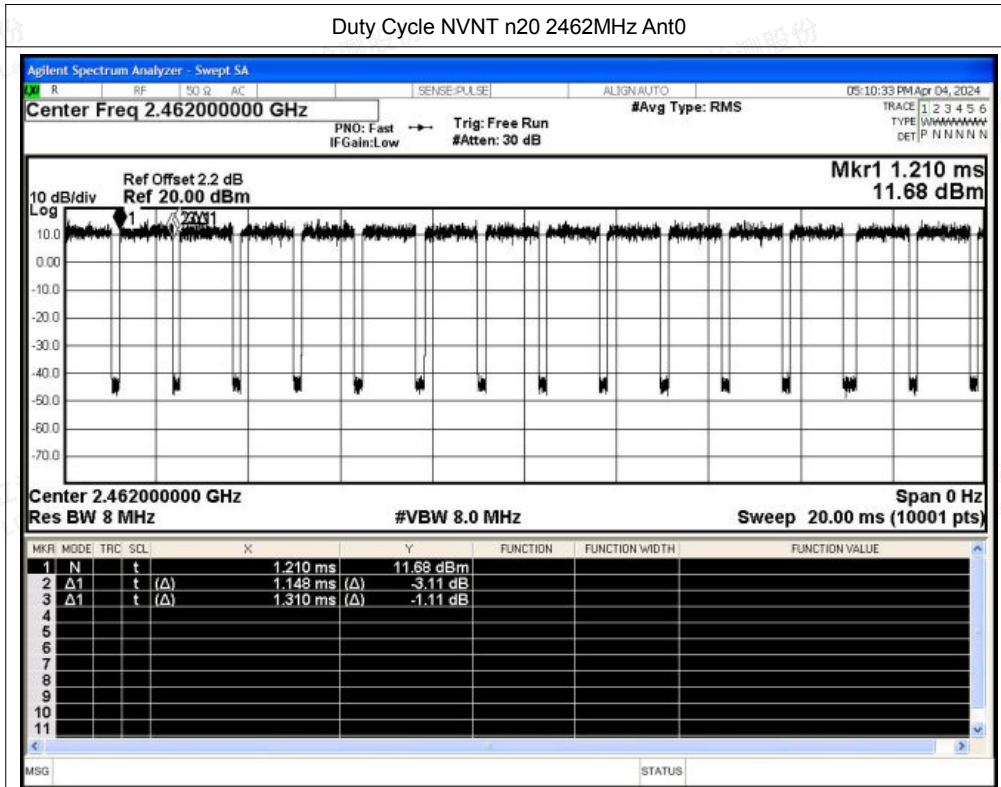


Duty Cycle NVNT n20 2437MHz Ant0

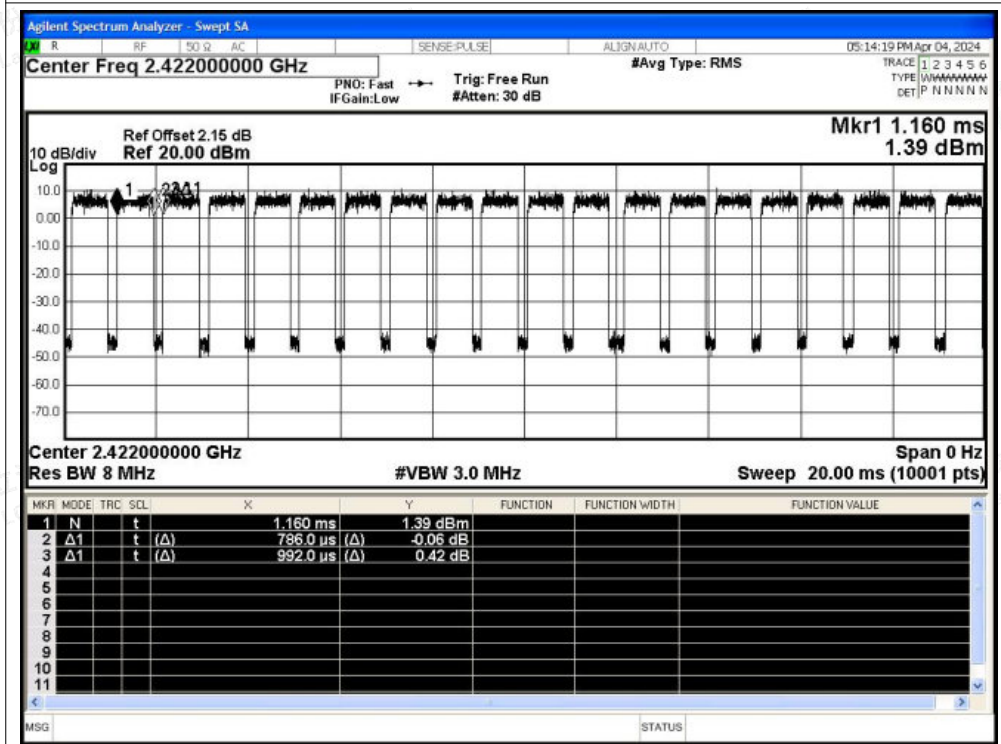




Duty Cycle NVNT n20 2462MHz Ant0

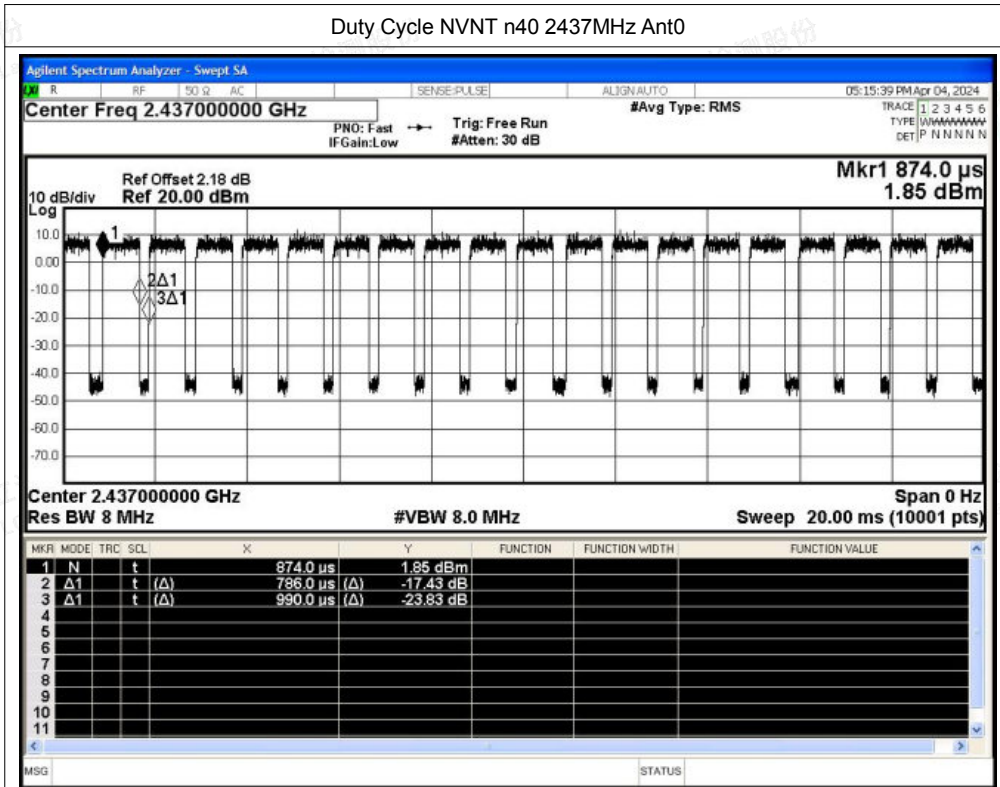


Duty Cycle NVNT n40 2422MHz Ant0

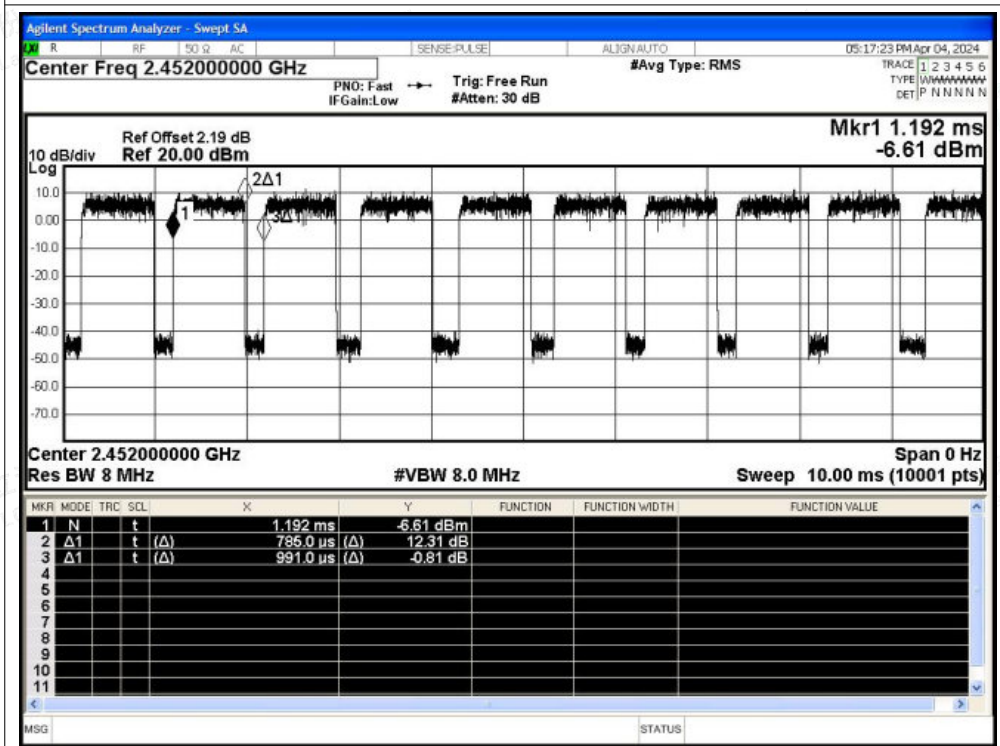




Duty Cycle NVNT n40 2437MHz Ant0



Duty Cycle NVNT n40 2452MHz Ant0





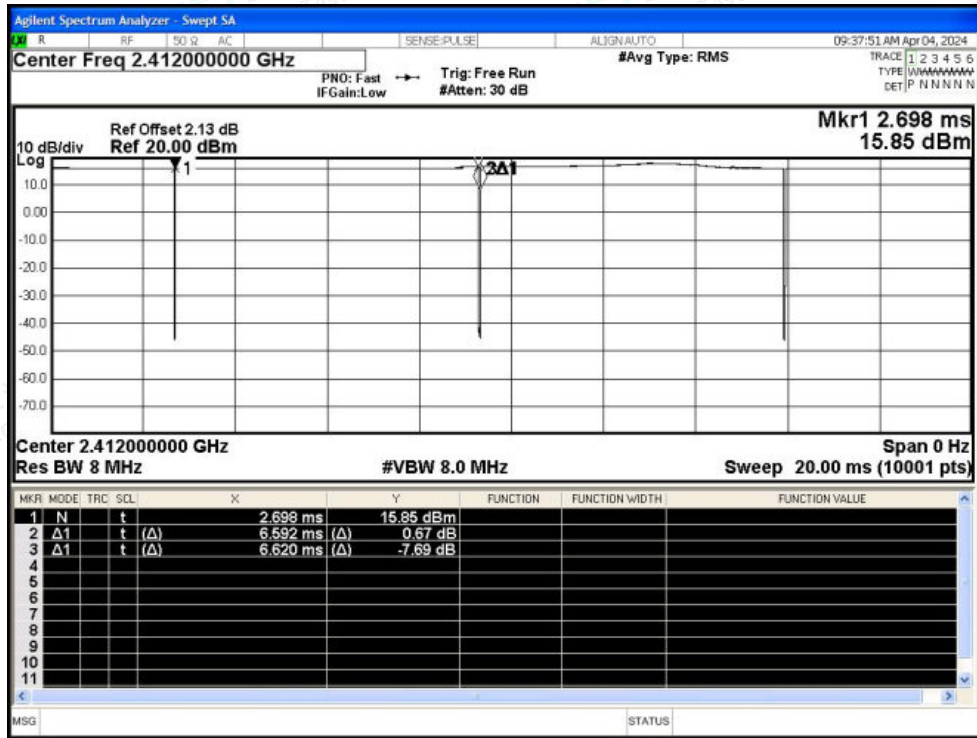
Condition	Mode	Frequency (MHz)	Antenna	Duty Cycle (%)	Correction Factor (dB)	1/T (kHz)
NVNT	b	2412	Ant1	99.58	0	0.15
NVNT	b	2437	Ant1	99.58	0	0.15
NVNT	b	2462	Ant1	99.58	0	0.15
NVNT	g	2412	Ant1	98.07	0	0.62
NVNT	g	2437	Ant1	98.07	0	0.62
NVNT	g	2462	Ant1	98.07	0	0.62
NVNT	n20	2412	Ant1	97.94	0.09	0.66
NVNT	n20	2437	Ant1	97.94	0.09	0.66
NVNT	n20	2462	Ant1	97.94	0.09	0.66
NVNT	n40	2422	Ant1	97.2	0.12	0.9
NVNT	n40	2437	Ant1	97.03	0.13	0.9
NVNT	n40	2452	Ant1	97.2	0.12	0.9



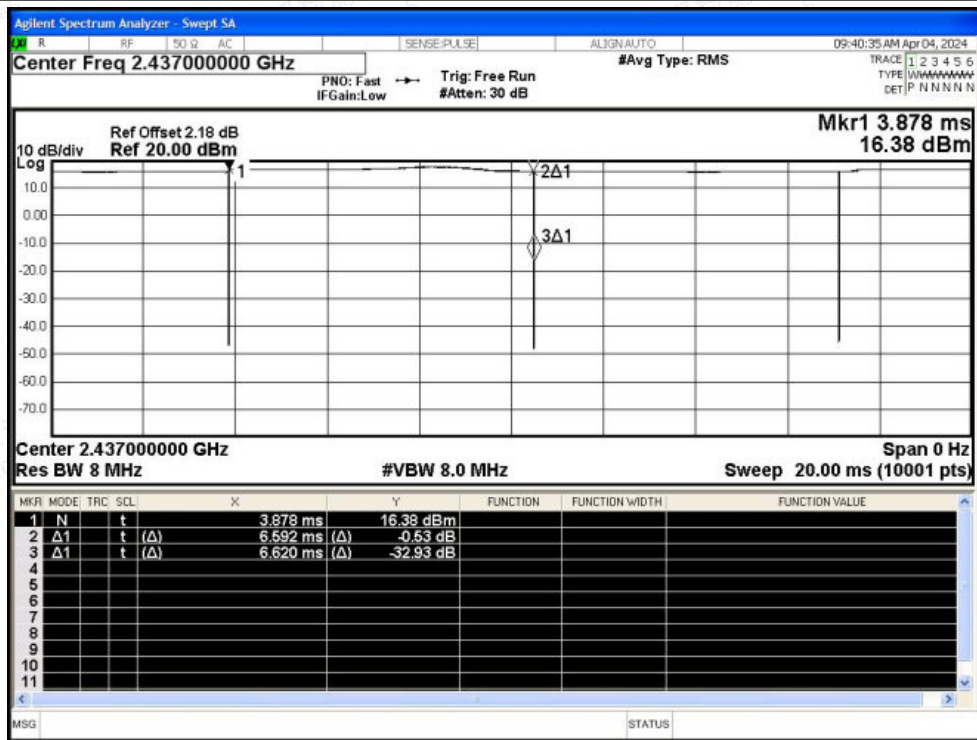


Test Graphs

Duty Cycle NVNT b 2412MHz Ant1

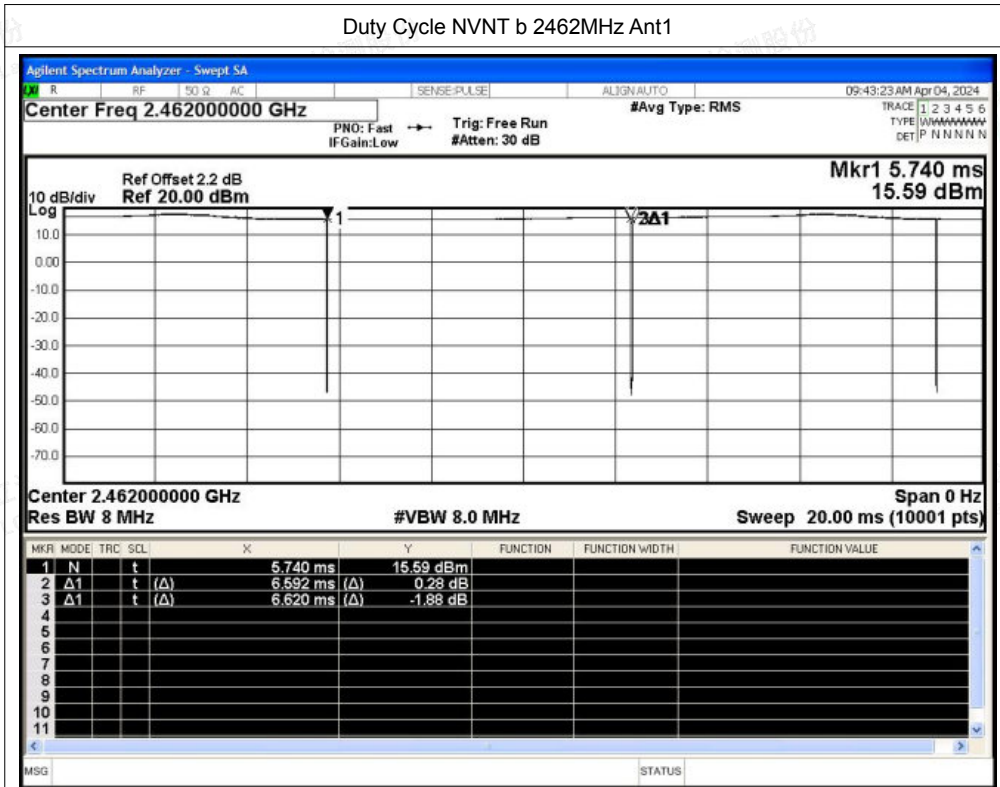


Duty Cycle NVNT b 2437MHz Ant1

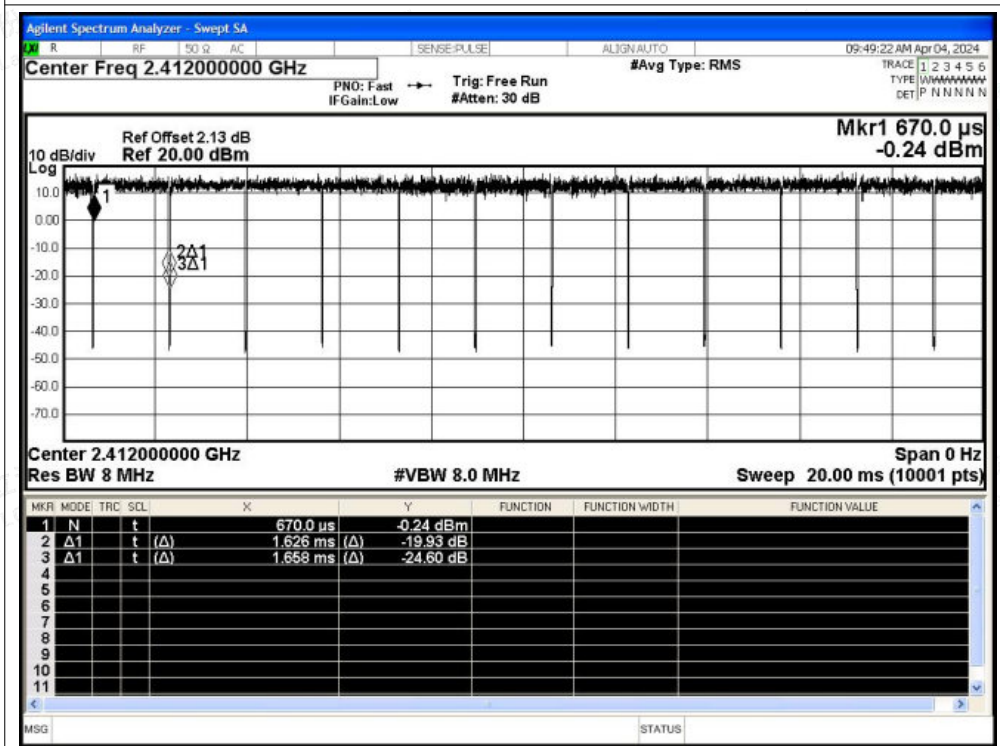




Duty Cycle NVNT b 2462MHz Ant1

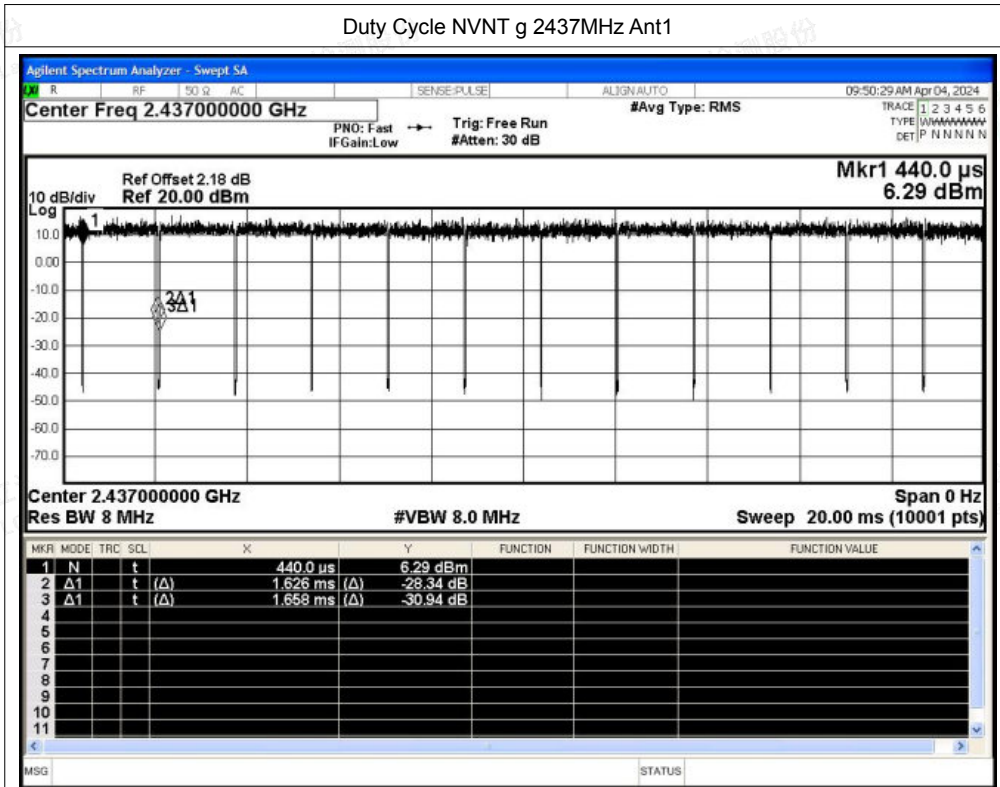


Duty Cycle NVNT g 2412MHz Ant1

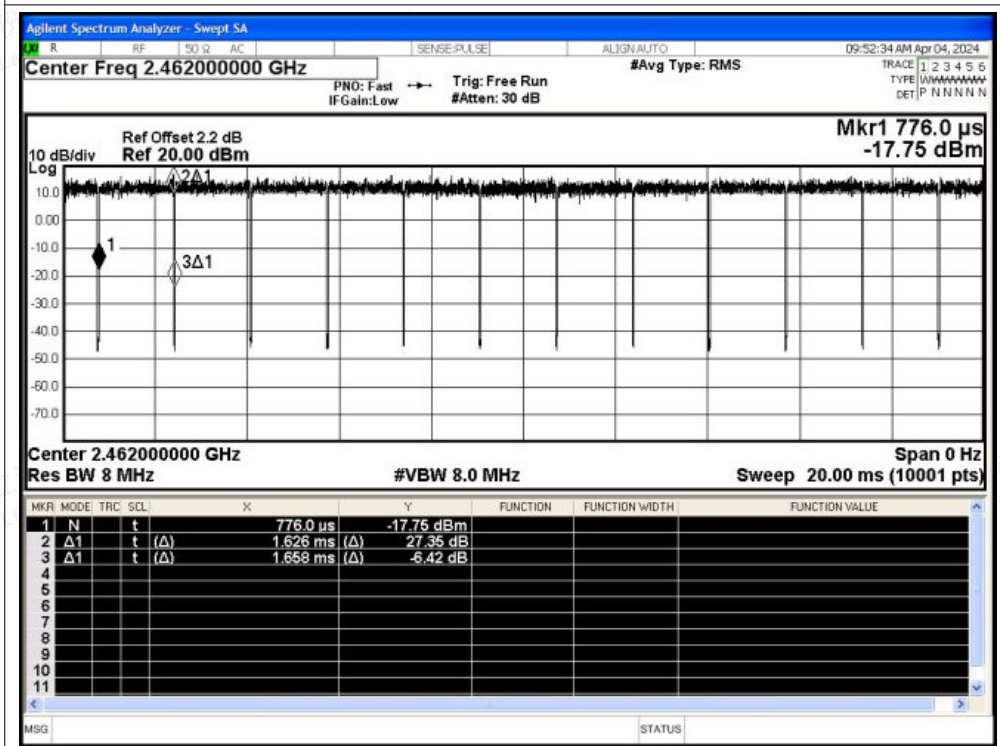




Duty Cycle NVNT g 2437MHz Ant1

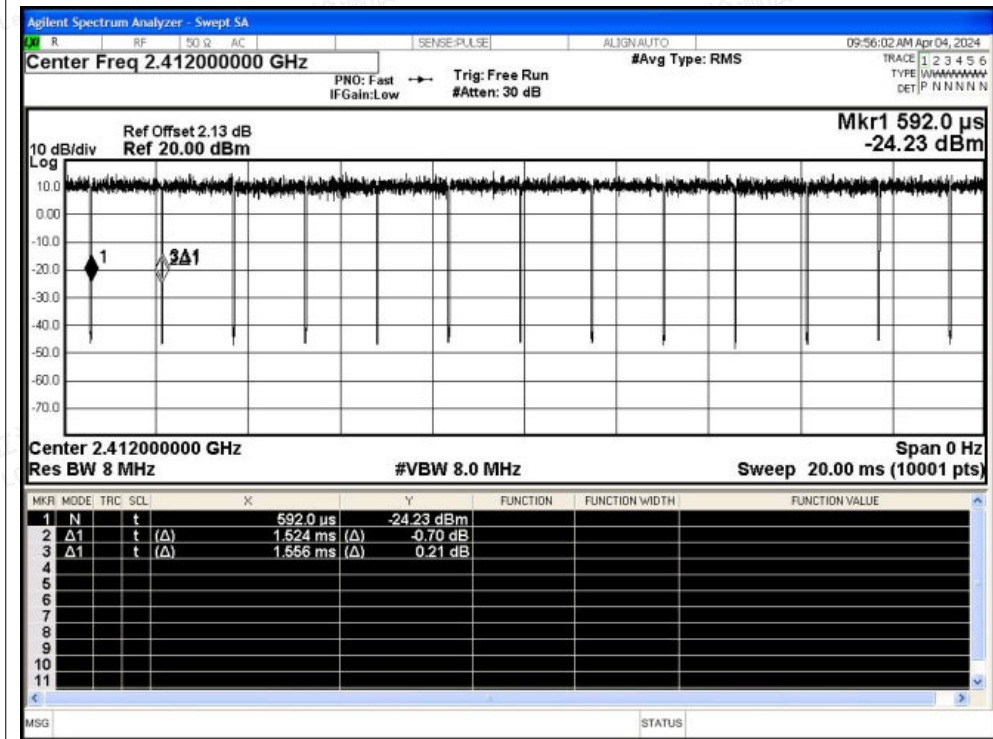


Duty Cycle NVNT g 2462MHz Ant1

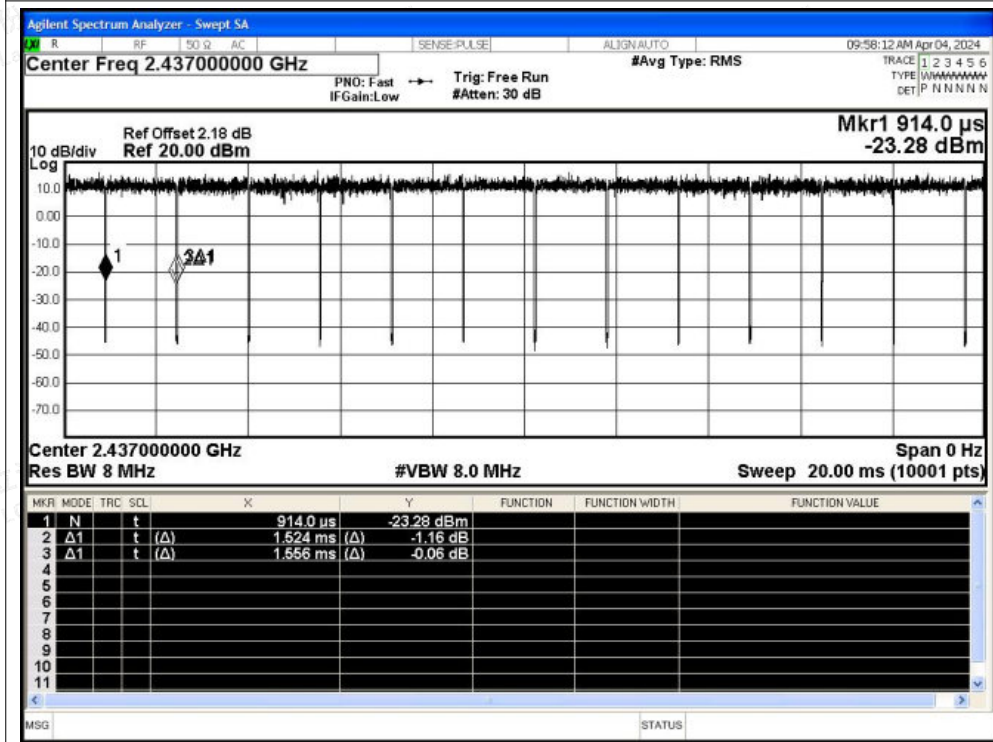




Duty Cycle NVNT n20 2412MHz Ant1

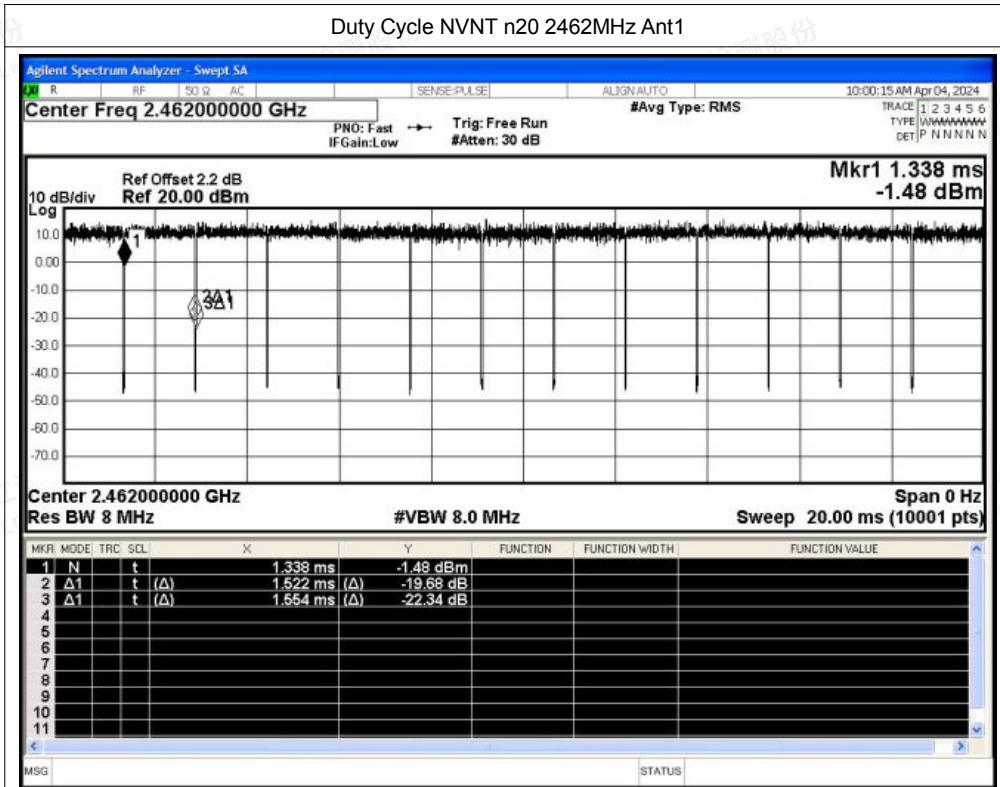


Duty Cycle NVNT n20 2437MHz Ant1

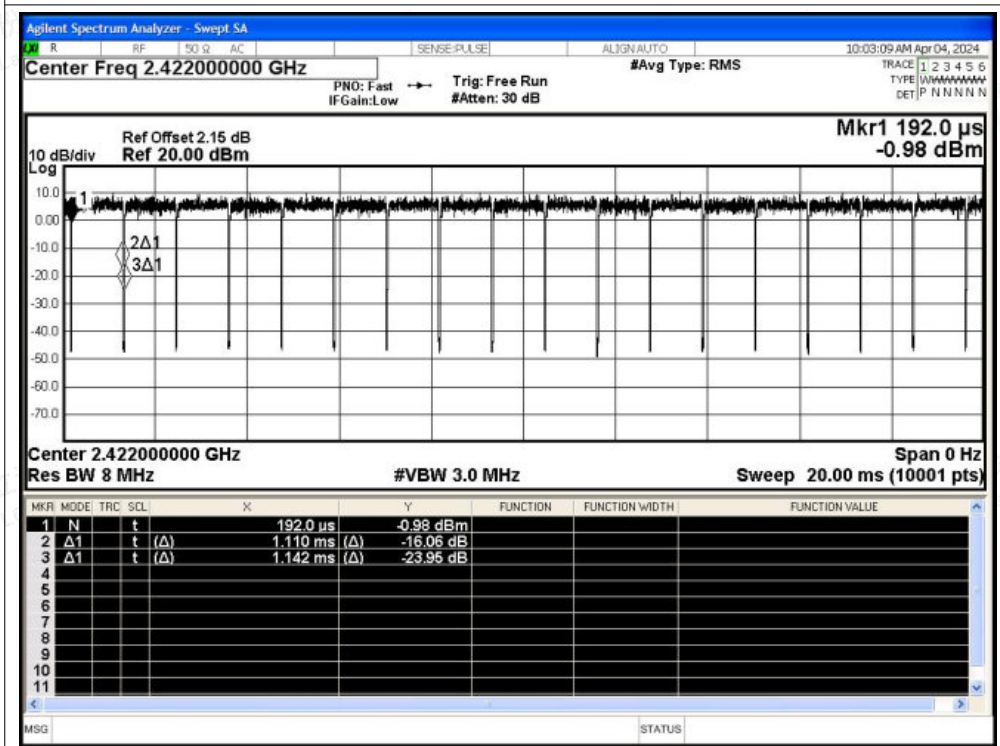




Duty Cycle NVNT n20 2462MHz Ant1

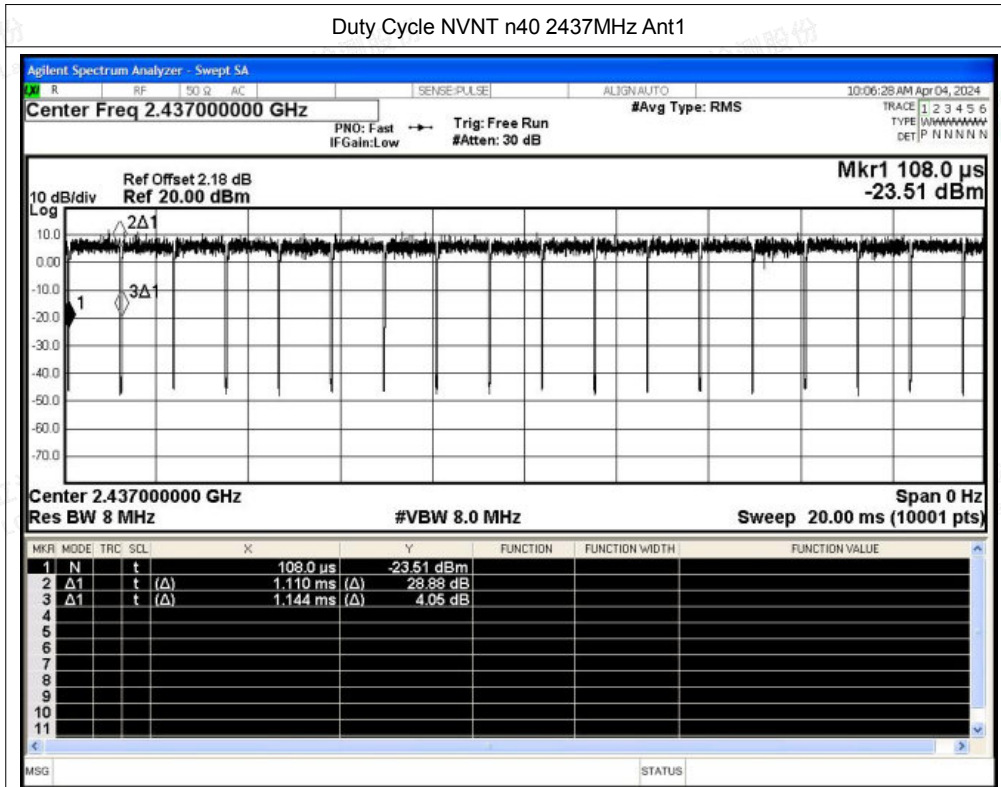


Duty Cycle NVNT n40 2422MHz Ant1

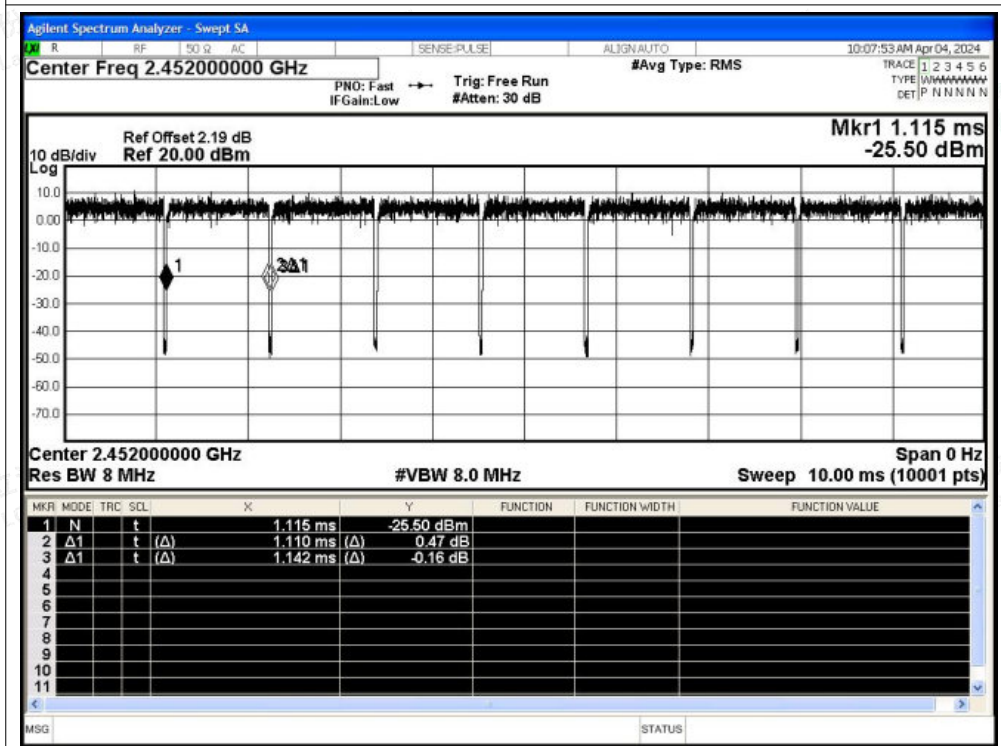




Duty Cycle NVNT n40 2437MHz Ant1



Duty Cycle NVNT n40 2452MHz Ant1





C.7 Restrict Band

Condition	Mode	Frequency (MHz)	Antenna	Spur Freq (MHz)	Power (dBm)	Gain (dBi)	Duty Factor (dB)	E (dBuV/m)	Detector	Limit (dBuV/m)	Verdict
NVNT	b	2412	Ant0	2310	-50.23	4.66	-	49.69	Peak	74	Pass
NVNT	b	2412	Ant0	2310	-58.96	4.66	0.14	41.10	Average	54	Pass
NVNT	b	2412	Ant0	2351.769	-47.35	4.66	-	52.57	Peak	74	Pass
NVNT	b	2412	Ant0	2377.977	-57.47	4.66	0.14	42.59	Average	54	Pass
NVNT	b	2412	Ant0	2390	-48.99	4.66	-	50.93	Peak	74	Pass
NVNT	b	2412	Ant0	2390	-58.33	4.66	0.14	41.73	Average	54	Pass
NVNT	b	2462	Ant0	2483.5	-48.85	4.66	-	51.07	Peak	74	Pass
NVNT	b	2462	Ant0	2483.5	-57.6	4.66	0.14	42.46	Average	54	Pass
NVNT	b	2462	Ant0	2493.481	-46.26	4.66	-	53.66	Peak	74	Pass
NVNT	b	2462	Ant0	2485.107	-56.96	4.66	0.14	43.10	Average	54	Pass
NVNT	b	2462	Ant0	2500	-48.59	4.66	-	51.33	Peak	74	Pass
NVNT	b	2462	Ant0	2500	-57.69	4.66	0.14	42.37	Average	54	Pass
NVNT	g	2412	Ant0	2310	-50.78	4.66	-	49.14	Peak	74	Pass
NVNT	g	2412	Ant0	2310	-58.75	4.66	0.54	41.71	Average	54	Pass
NVNT	g	2412	Ant0	2387.337	-46.35	4.66	-	53.57	Peak	74	Pass
NVNT	g	2412	Ant0	2380.317	-56.42	4.66	0.54	44.04	Average	54	Pass
NVNT	g	2412	Ant0	2390	-48.05	4.66	-	51.87	Peak	74	Pass
NVNT	g	2412	Ant0	2390	-56.95	4.66	0.54	43.51	Average	54	Pass
NVNT	g	2462	Ant0	2483.5	-49.43	4.66	-	50.49	Peak	74	Pass
NVNT	g	2462	Ant0	2483.5	-56.34	4.66	0.54	44.12	Average	54	Pass
NVNT	g	2462	Ant0	2496.555	-46.6	4.66	-	53.32	Peak	74	Pass
NVNT	g	2462	Ant0	2483.994	-55.8	4.66	0.54	44.66	Average	54	Pass
NVNT	g	2462	Ant0	2500	-47.08	4.66	-	52.84	Peak	74	Pass
NVNT	g	2462	Ant0	2500	-57.18	4.66	0.54	43.28	Average	54	Pass
NVNT	n20	2412	Ant0	2310	-50.93	4.66	-	48.99	Peak	74	Pass
NVNT	n20	2412	Ant0	2310	-58.62	4.66	0.63	41.93	Average	54	Pass
NVNT	n20	2412	Ant0	2364.756	-47.18	4.66	-	52.74	Peak	74	Pass
NVNT	n20	2412	Ant0	2388.39	-56.6	4.66	0.63	43.95	Average	54	Pass
NVNT	n20	2412	Ant0	2390	-48.54	4.66	-	51.38	Peak	74	Pass
NVNT	n20	2412	Ant0	2390	-57.2	4.66	0.63	43.35	Average	54	Pass
NVNT	n20	2462	Ant0	2483.5	-47.68	4.66	-	52.24	Peak	74	Pass
NVNT	n20	2462	Ant0	2483.5	-56.57	4.66	0.57	43.92	Average	54	Pass
NVNT	n20	2462	Ant0	2484.047	-45.34	4.66	-	54.58	Peak	74	Pass
NVNT	n20	2462	Ant0	2483.57	-55.74	4.66	0.57	44.75	Average	54	Pass
NVNT	n20	2462	Ant0	2500	-49.17	4.66	-	50.75	Peak	74	Pass
NVNT	n20	2462	Ant0	2500	-57.16	4.66	0.57	43.33	Average	54	Pass
NVNT	n40	2422	Ant0	2310	-50.96	4.66	-	48.96	Peak	74	Pass



Shenzhen LCS Compliance Testing Laboratory Ltd.

Add: 101, 201 Bldg A & 301 Bldg C, Juji Industrial Park Yabianxueziwei, Shajing Street, Baoan District, Shenzhen, 518000, China

Tel: +(86) 0755-82591330 | E-mail: webmaster@lcs-cert.com | Web: www.lcs-cert.com

Scan code to check authenticity



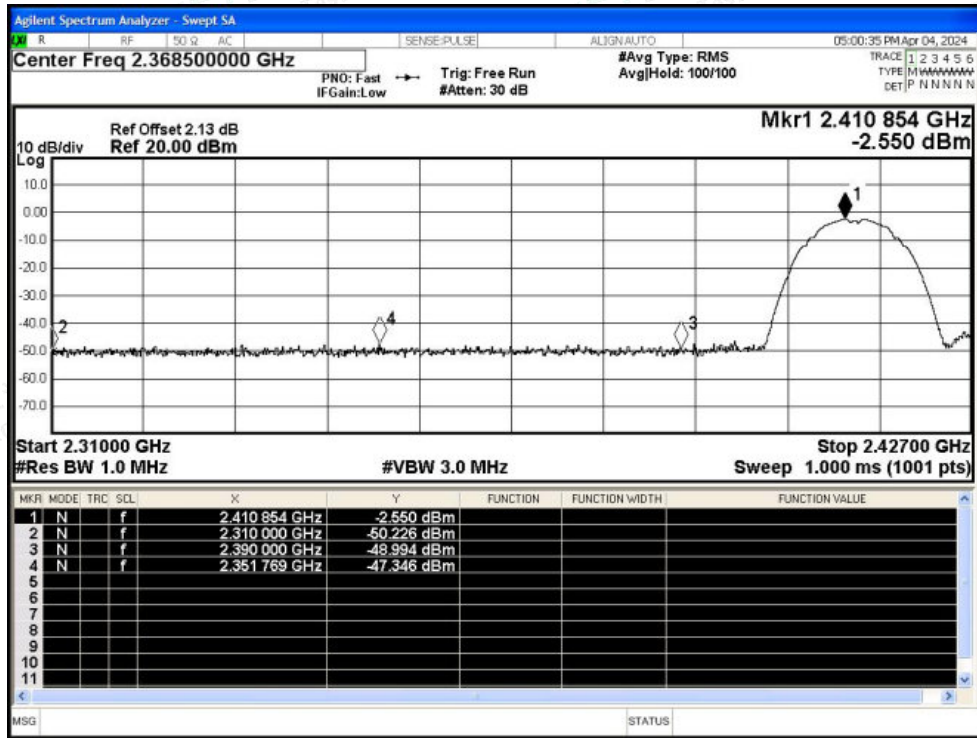
NVNT	n40	2422	Ant0	2310	-58.62	4.66	1.17	42.47	Average	54	Pass
NVNT	n40	2422	Ant0	2373.758	-46.01	4.66	-	53.91	Peak	74	Pass
NVNT	n40	2422	Ant0	2389.236	-55.68	4.66	1.17	45.41	Average	54	Pass
NVNT	n40	2422	Ant0	2390	-46.85	4.66	-	53.07	Peak	74	Pass
NVNT	n40	2422	Ant0	2390	-56.17	4.66	1.17	44.92	Average	54	Pass
NVNT	n40	2452	Ant0	2483.5	-47.76	4.66	-	52.16	Peak	74	Pass
NVNT	n40	2452	Ant0	2483.5	-56.47	4.66	1.01	44.46	Average	54	Pass
NVNT	n40	2452	Ant0	2498.986	-46.76	4.66	-	53.16	Peak	74	Pass
NVNT	n40	2452	Ant0	2483.542	-56.18	4.66	1.01	44.75	Average	54	Pass
NVNT	n40	2452	Ant0	2500	-48.73	4.66	-	51.19	Peak	74	Pass
NVNT	n40	2452	Ant0	2500	-57.2	4.66	1.01	43.73	Average	54	Pass



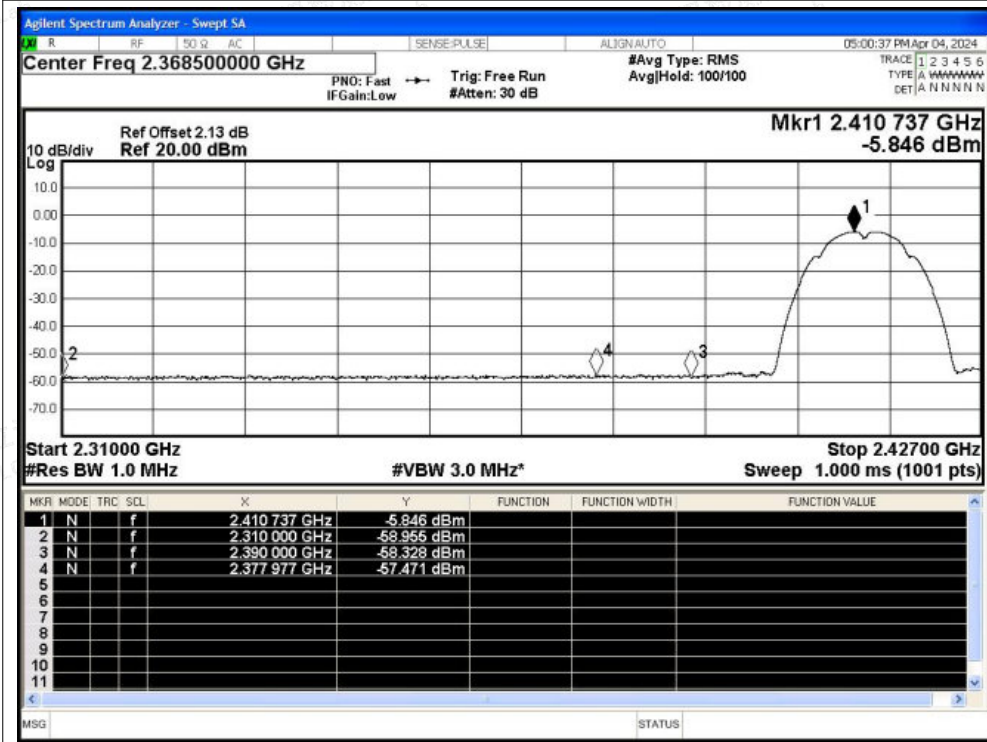


Test Graphs

Restrict Band NVNT b 2412MHz Ant0 Peak

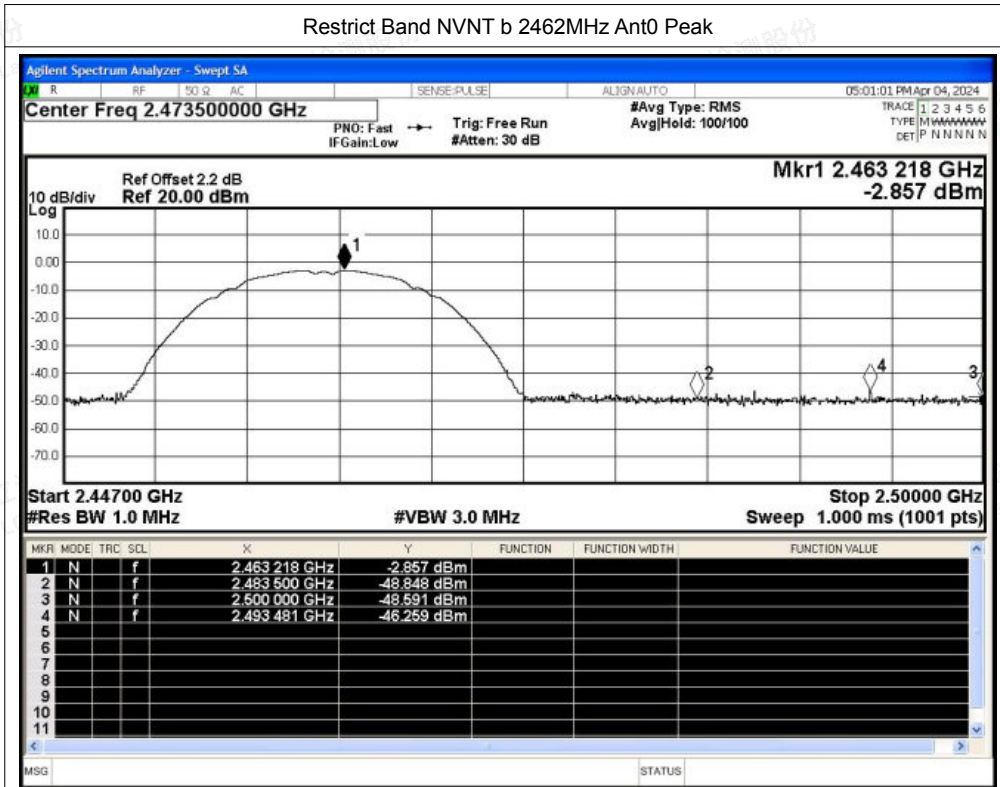


Restrict Band NVNT b 2412MHz Ant0 Average

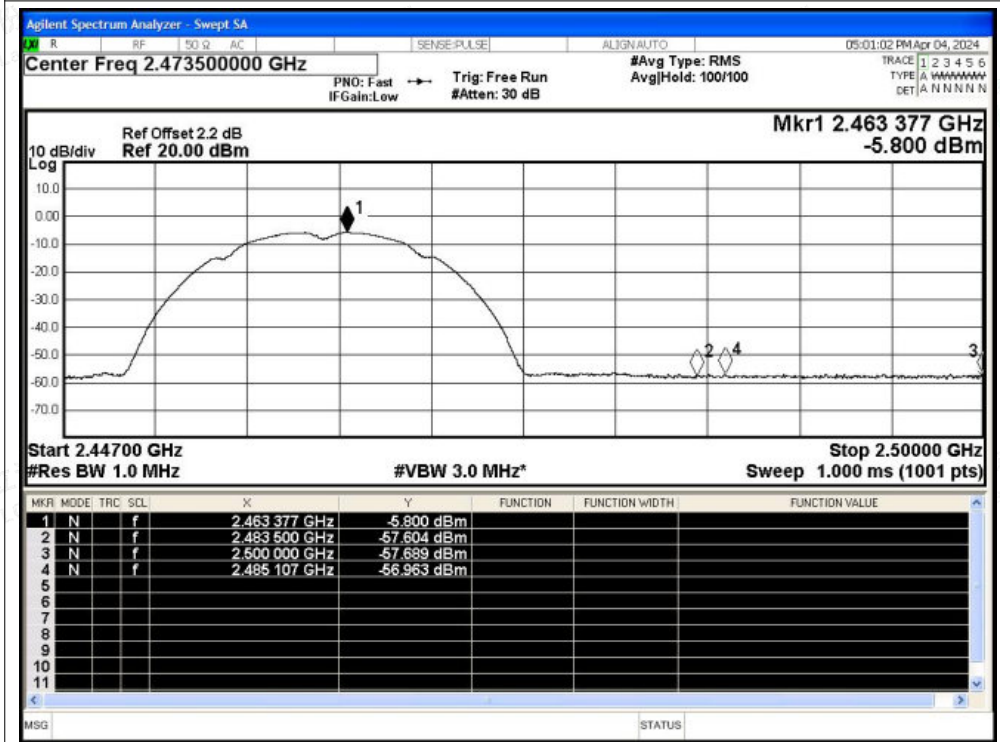




Restrict Band NVNT b 2462MHz Ant0 Peak

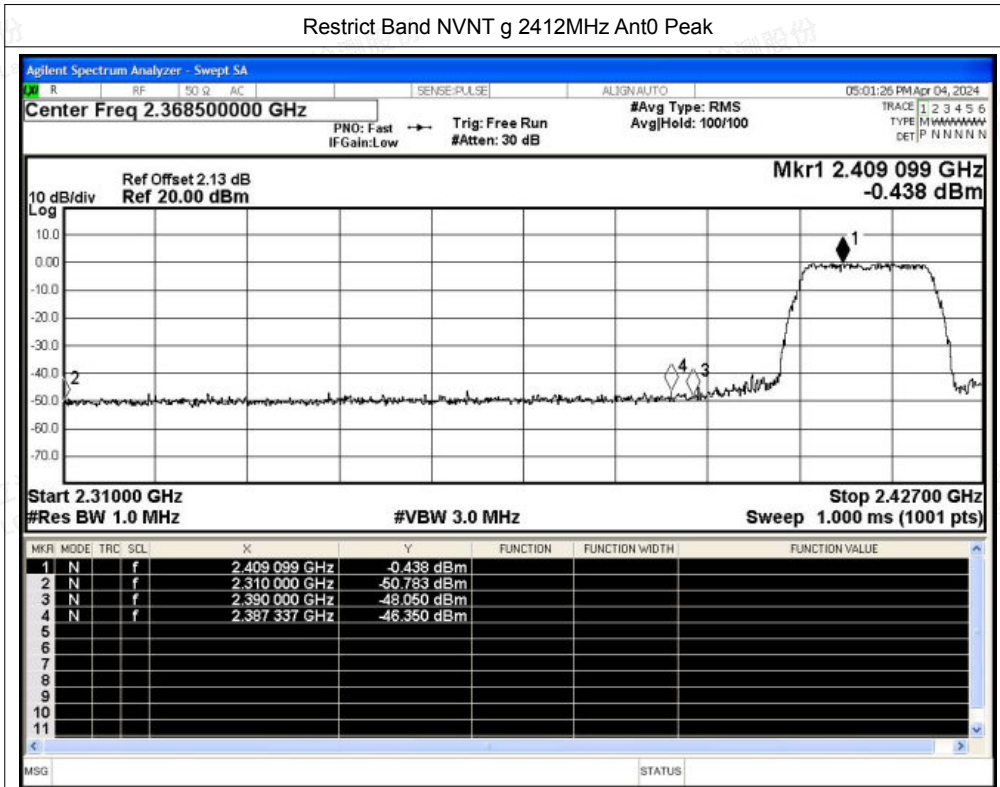


Restrict Band NVNT b 2462MHz Ant0 Average

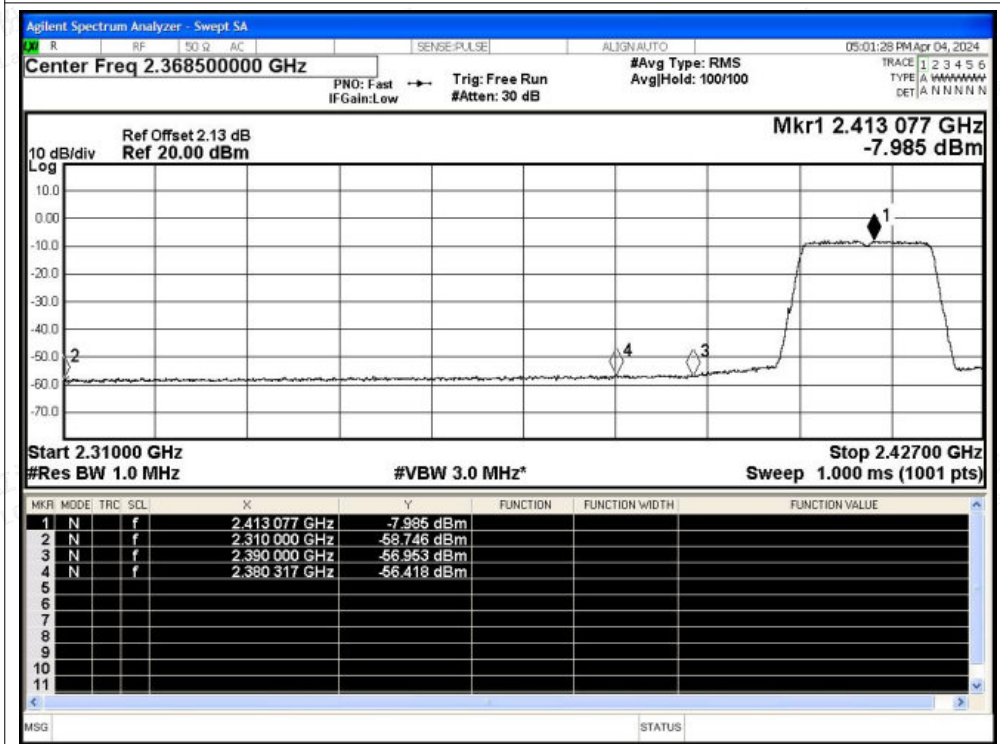




Restrict Band NVNT g 2412MHz Ant0 Peak

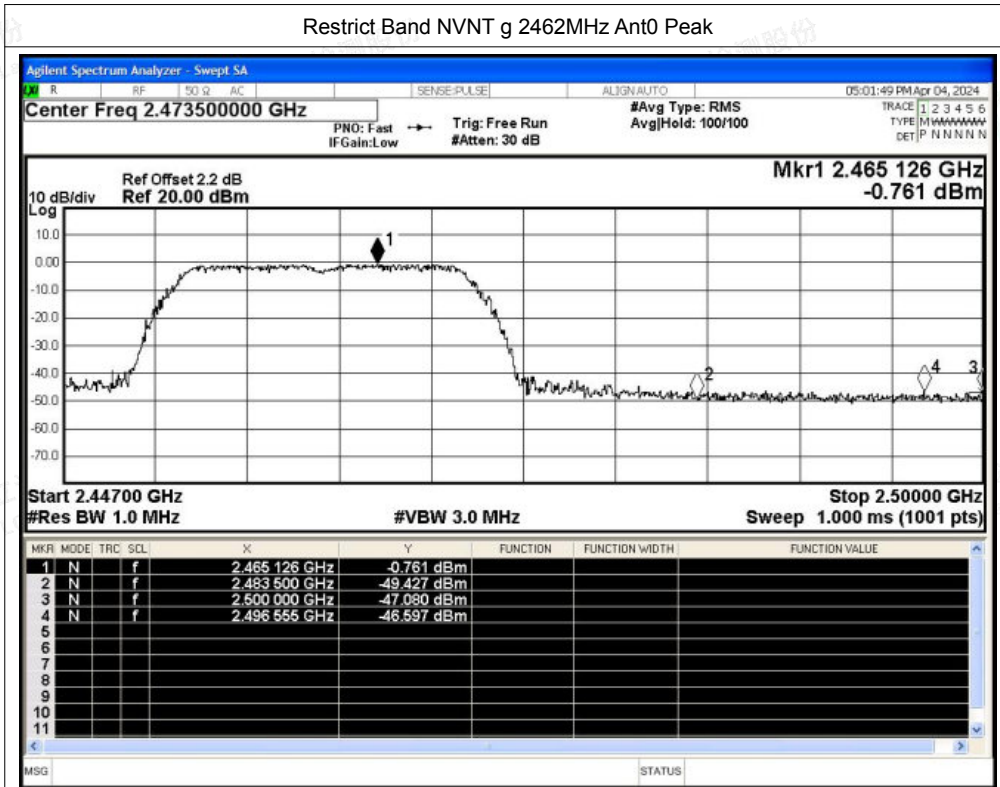


Restrict Band NVNT g 2412MHz Ant0 Average

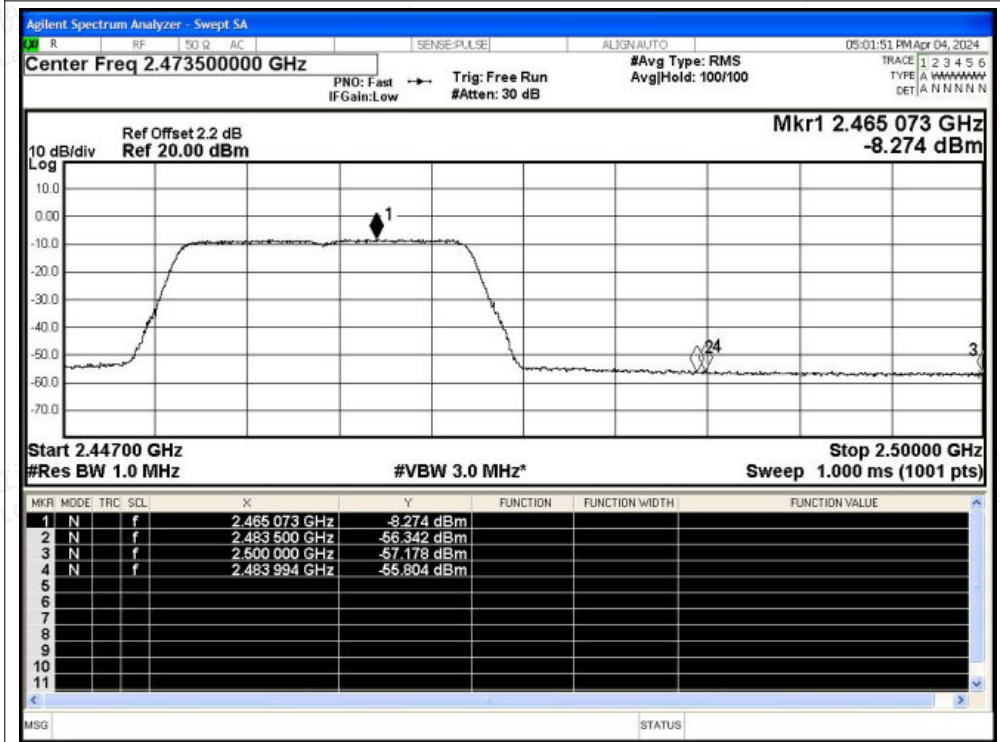




Restrict Band NVNT g 2462MHz Ant0 Peak

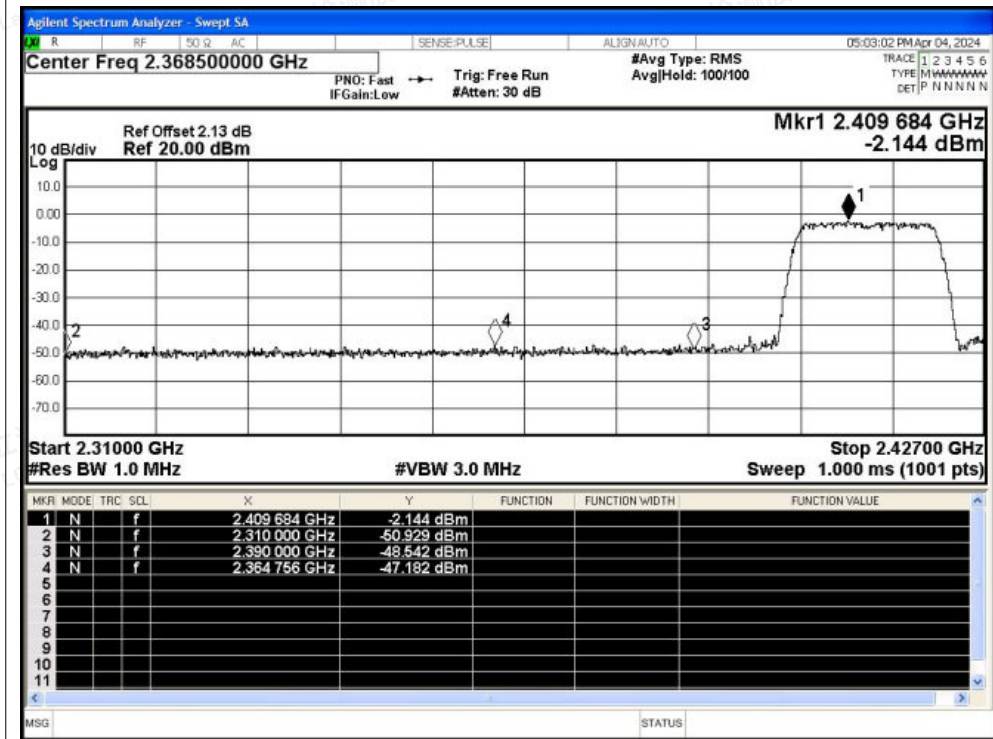


Restrict Band NVNT g 2462MHz Ant0 Average

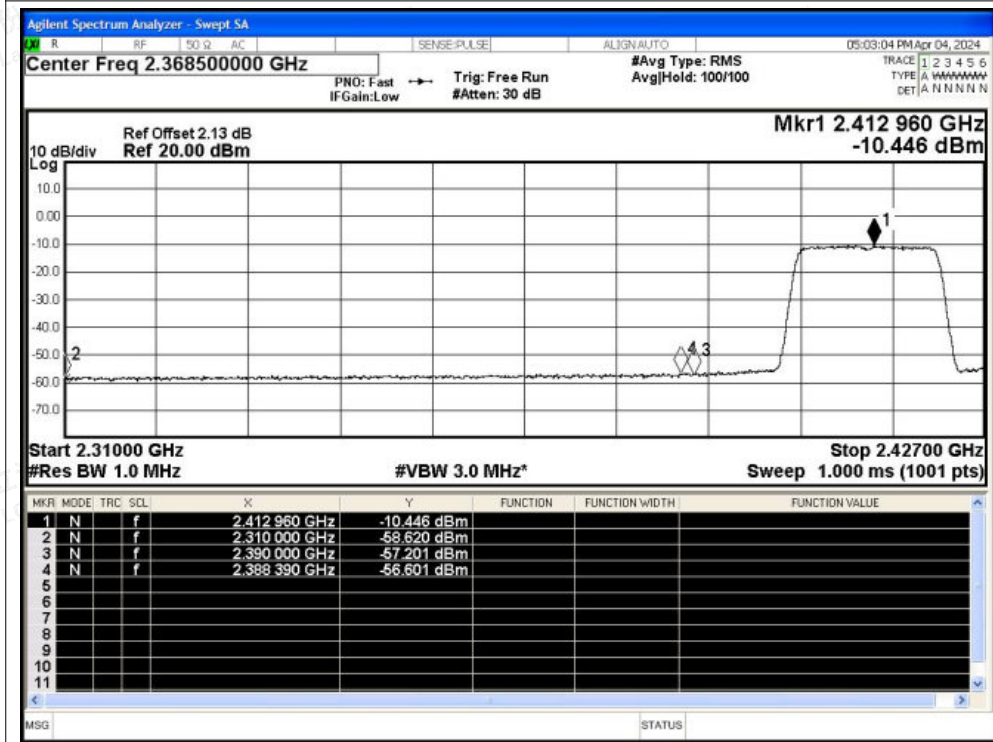




Restrict Band NVNT n20 2412MHz Ant0 Peak

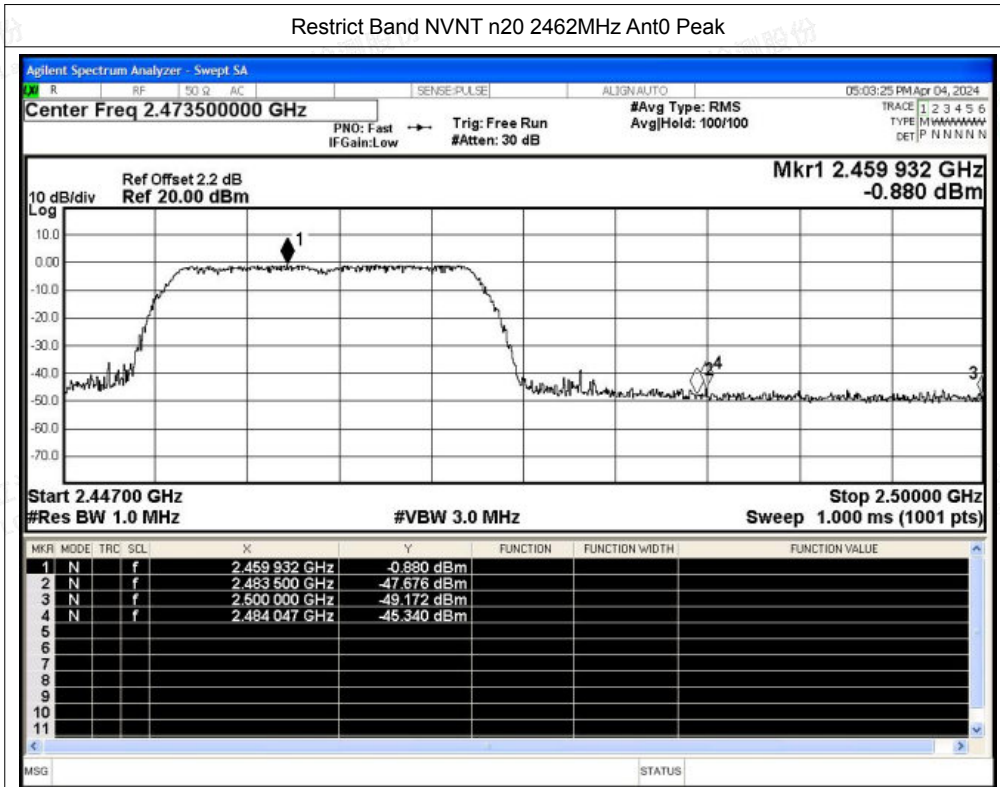


Restrict Band NVNT n20 2412MHz Ant0 Average

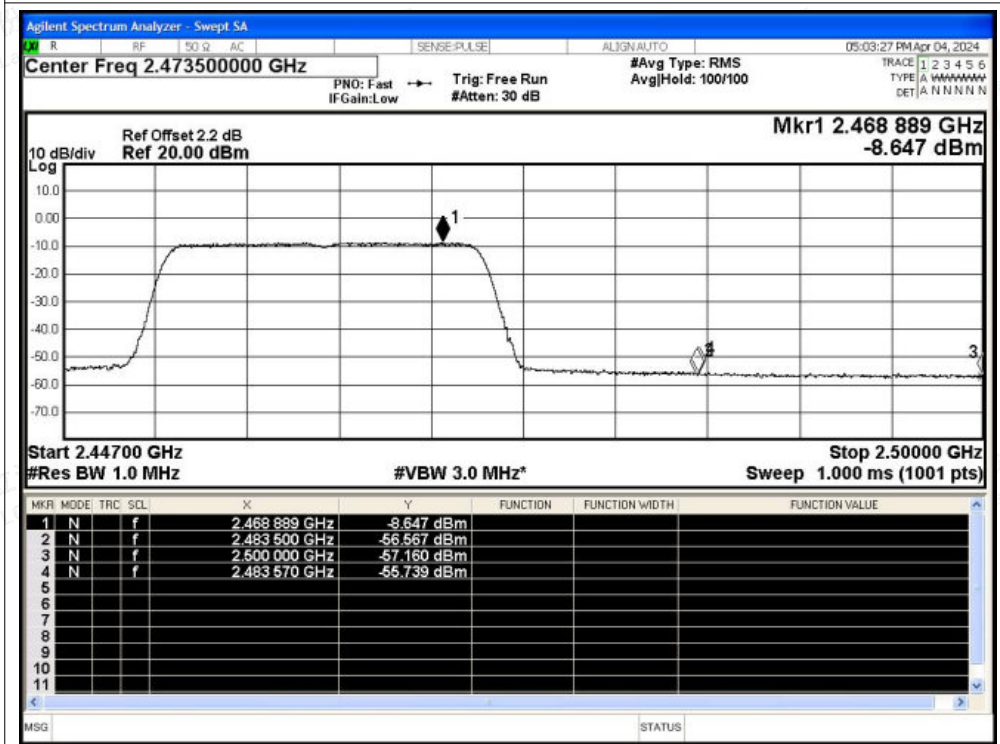




Restrict Band NVNT n20 2462MHz Ant0 Peak

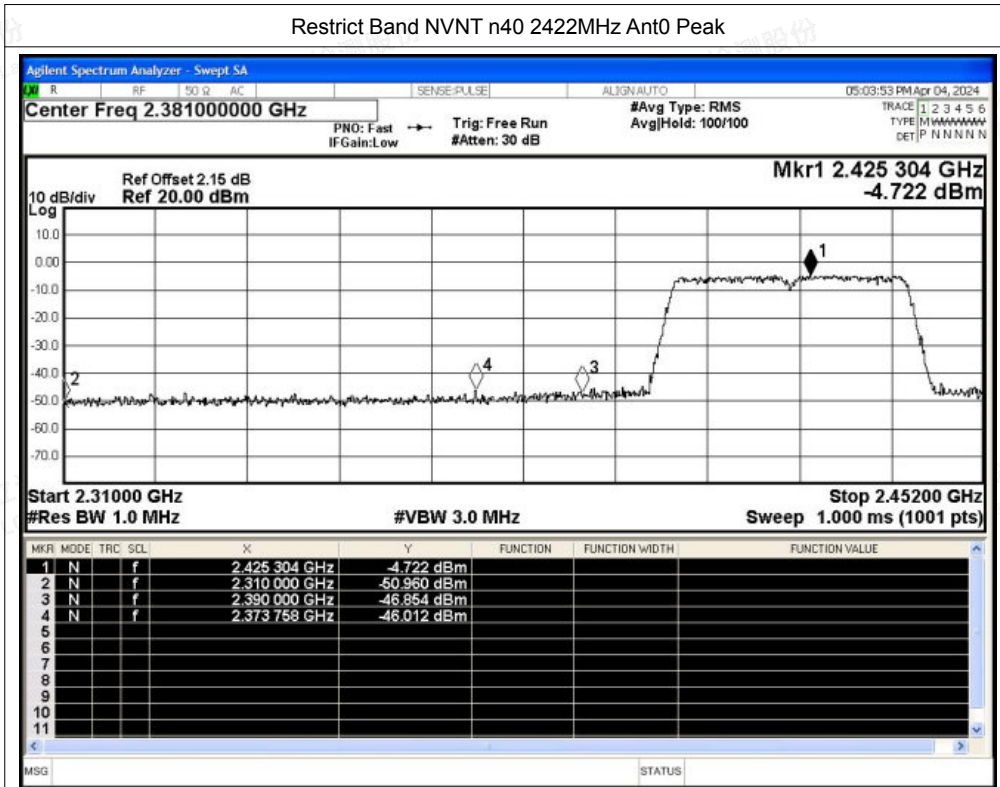


Restrict Band NVNT n20 2462MHz Ant0 Average

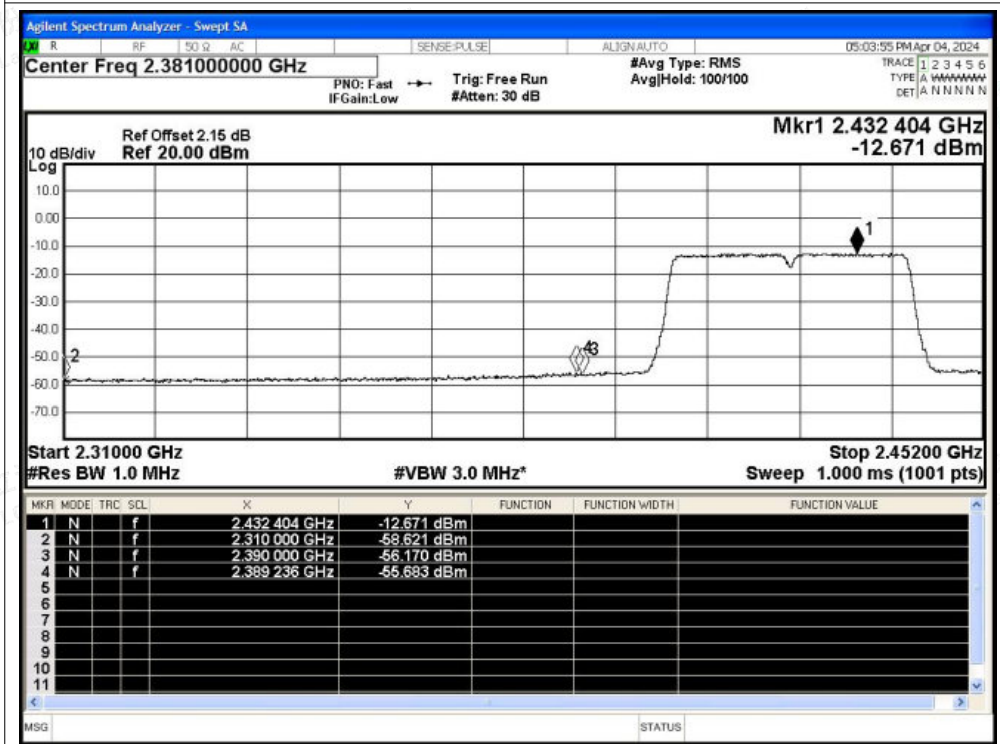




Restrict Band NVNT n40 2422MHz Ant0 Peak

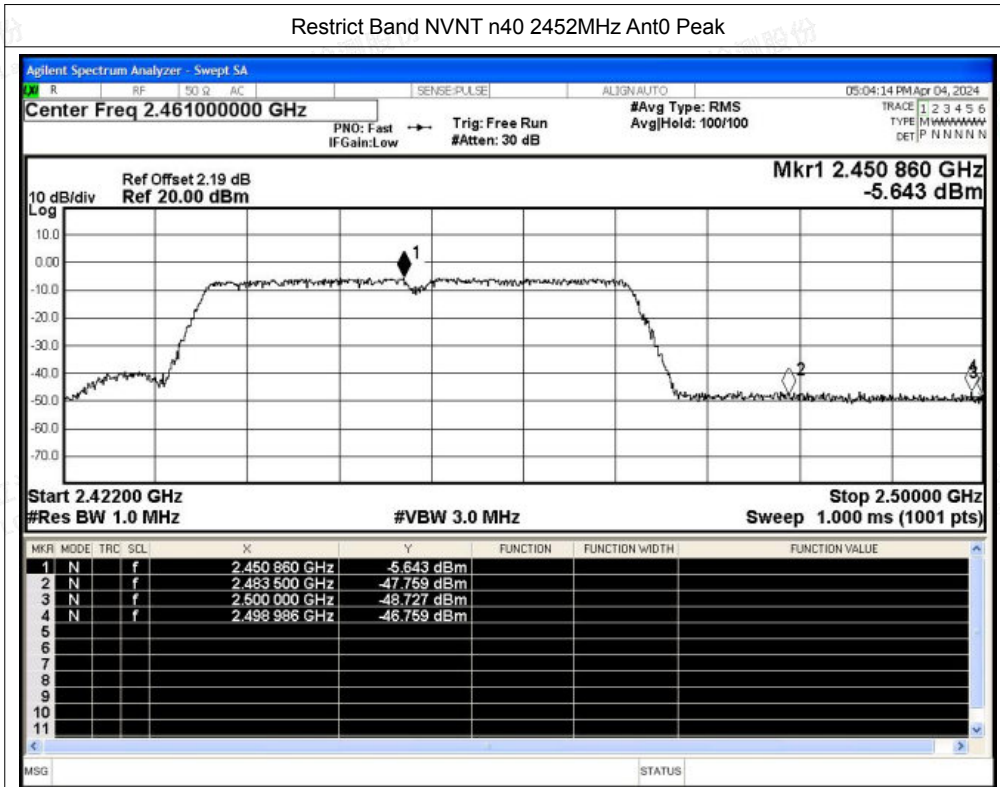


Restrict Band NVNT n40 2422MHz Ant0 Average

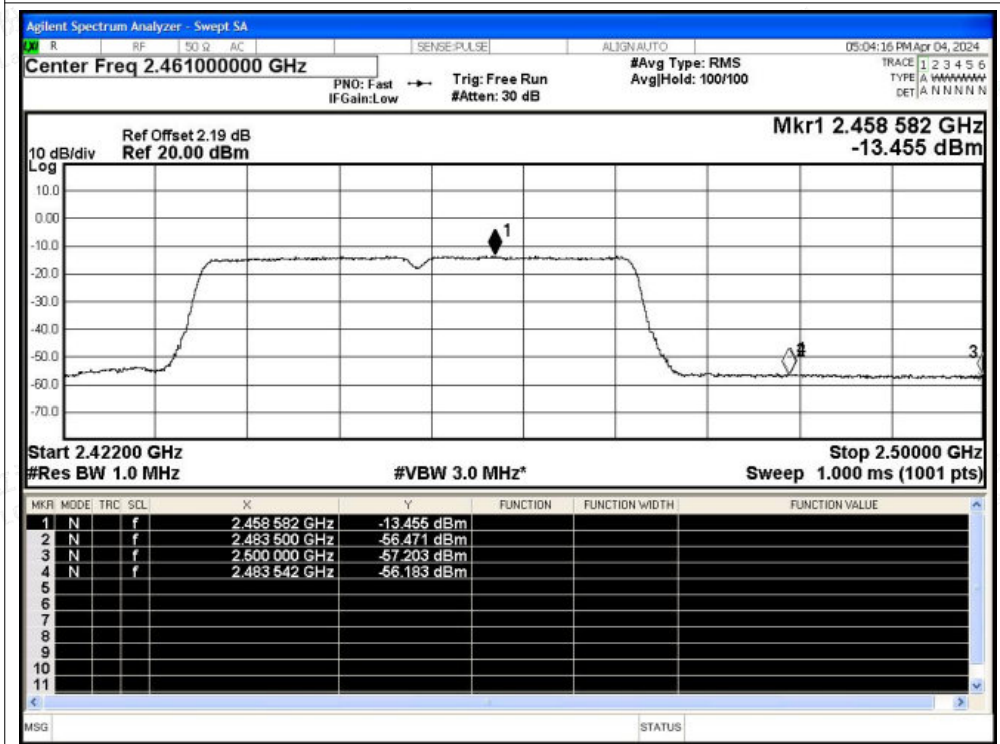




Restrict Band NVNT n40 2452MHz Ant0 Peak



Restrict Band NVNT n40 2452MHz Ant0 Average





Condition	Mode	Frequency (MHz)	Antenna	Spur Freq (MHz)	Power (dBm)	Gain (dBi)	Duty Factor (dB)	E (dBuV/m)	Detector	Limit (dBuV/m)	Verdict
NVNT	b	2412	Ant1	2310	-49.25	3.52	-	49.53	Peak	74	Pass
NVNT	b	2412	Ant1	2310	-58.36	3.52	0	40.42	Average	54	Pass
NVNT	b	2412	Ant1	2388.156	-47.28	3.52	-	51.50	Peak	74	Pass
NVNT	b	2412	Ant1	2388.507	-57.56	3.52	0	41.22	Average	54	Pass
NVNT	b	2412	Ant1	2390	-50.01	3.52	-	48.77	Peak	74	Pass
NVNT	b	2412	Ant1	2390	-57.91	3.52	0	40.87	Average	54	Pass
NVNT	b	2462	Ant1	2483.5	-49.75	3.52	-	49.03	Peak	74	Pass
NVNT	b	2462	Ant1	2483.5	-57.86	3.52	0	40.92	Average	54	Pass
NVNT	b	2462	Ant1	2495.548	-46.45	3.52	-	52.33	Peak	74	Pass
NVNT	b	2462	Ant1	2495.442	-57.04	3.52	0	41.74	Average	54	Pass
NVNT	b	2462	Ant1	2500	-50.21	3.52	-	48.57	Peak	74	Pass
NVNT	b	2462	Ant1	2500	-58.67	3.52	0	40.11	Average	54	Pass
NVNT	g	2412	Ant1	2310	-48.88	3.52	-	49.90	Peak	74	Pass
NVNT	g	2412	Ant1	2310	-58.89	3.52	0.13	40.02	Average	54	Pass
NVNT	g	2412	Ant1	2389.794	-46.59	3.52	-	52.19	Peak	74	Pass
NVNT	g	2412	Ant1	2389.911	-56.4	3.52	0.13	42.51	Average	54	Pass
NVNT	g	2412	Ant1	2390	-49.33	3.52	-	49.45	Peak	74	Pass
NVNT	g	2412	Ant1	2390	-56.96	3.52	0.13	41.95	Average	54	Pass
NVNT	g	2462	Ant1	2483.5	-49.41	3.52	-	49.37	Peak	74	Pass
NVNT	g	2462	Ant1	2483.5	-56.2	3.52	0	42.58	Average	54	Pass
NVNT	g	2462	Ant1	2496.29	-46.09	3.52	-	52.69	Peak	74	Pass
NVNT	g	2462	Ant1	2496.184	-56.07	3.52	0	42.71	Average	54	Pass
NVNT	g	2462	Ant1	2500	-48.49	3.52	-	50.29	Peak	74	Pass
NVNT	g	2462	Ant1	2500	-57.24	3.52	0	41.54	Average	54	Pass
NVNT	n20	2412	Ant1	2310	-50.19	3.52	-	48.59	Peak	74	Pass
NVNT	n20	2412	Ant1	2310	-58.22	3.52	0.09	40.65	Average	54	Pass
NVNT	n20	2412	Ant1	2345.919	-46.01	3.52	-	52.77	Peak	74	Pass
NVNT	n20	2412	Ant1	2389.56	-56.73	3.52	0.09	42.14	Average	54	Pass
NVNT	n20	2412	Ant1	2390	-47.59	3.52	-	51.19	Peak	74	Pass
NVNT	n20	2412	Ant1	2390	-57.18	3.52	0.09	41.69	Average	54	Pass
NVNT	n20	2462	Ant1	2483.5	-48.88	3.52	-	49.90	Peak	74	Pass
NVNT	n20	2462	Ant1	2483.5	-57.1	3.52	0.09	41.77	Average	54	Pass
NVNT	n20	2462	Ant1	2485.054	-45.95	3.52	-	52.83	Peak	74	Pass
NVNT	n20	2462	Ant1	2483.941	-56.22	3.52	0.09	42.65	Average	54	Pass
NVNT	n20	2462	Ant1	2500	-48.77	3.52	-	50.01	Peak	74	Pass
NVNT	n20	2462	Ant1	2500	-57.15	3.52	0.09	41.72	Average	54	Pass
NVNT	n40	2422	Ant1	2310	-51.89	3.52	-	46.89	Peak	74	Pass
NVNT	n40	2422	Ant1	2310	-58.76	3.52	0.12	40.14	Average	54	Pass



Shenzhen LCS Compliance Testing Laboratory Ltd.

Add: 101, 201 Bldg A & 301 Bldg C, Juji Industrial Park Yabianxueziwei, Shajing Street, Baoan District, Shenzhen, 518000, China

Tel: +(86) 0755-82591330 | E-mail: webmaster@lcs-cert.com | Web: www.lcs-cert.com

Scan code to check authenticity



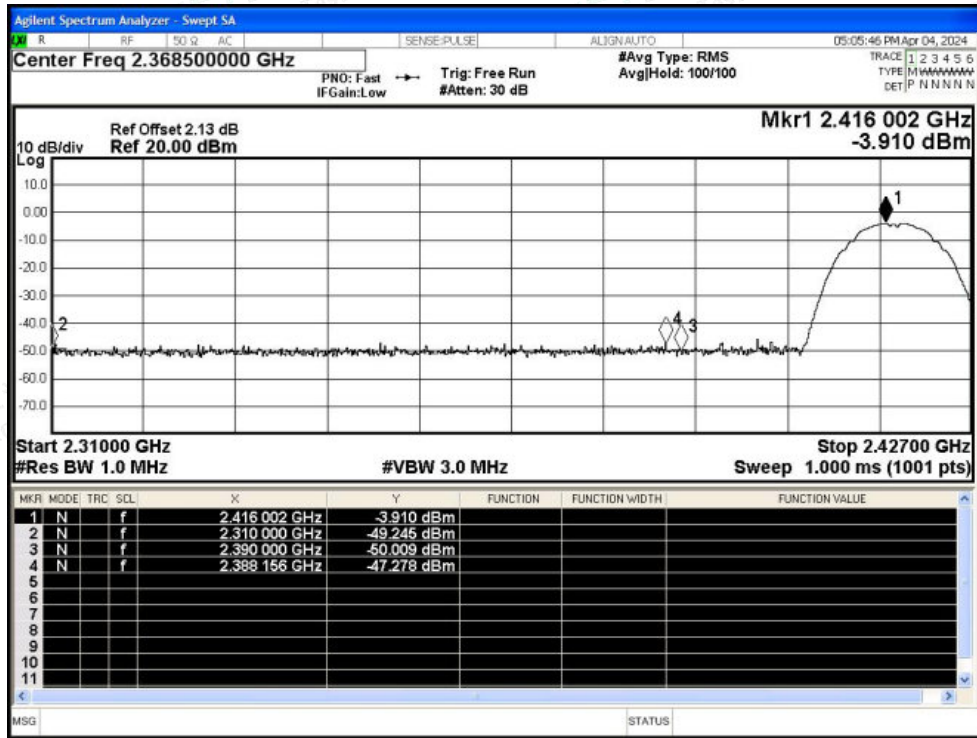
NVNT	n40	2422	Ant1	2387.248	-45.54	3.52	-	53.24	Peak	74	Pass
NVNT	n40	2422	Ant1	2389.946	-55.99	3.52	0.12	42.91	Average	54	Pass
NVNT	n40	2422	Ant1	2390	-48.23	3.52	-	50.55	Peak	74	Pass
NVNT	n40	2422	Ant1	2390	-55.99	3.52	0.12	42.91	Average	54	Pass
NVNT	n40	2452	Ant1	2483.5	-47.57	3.52	-	51.21	Peak	74	Pass
NVNT	n40	2452	Ant1	2483.5	-55.82	3.52	0.12	43.08	Average	54	Pass
NVNT	n40	2452	Ant1	2486.74	-45.23	3.52	-	53.55	Peak	74	Pass
NVNT	n40	2452	Ant1	2483.776	-55.32	3.52	0.12	43.58	Average	54	Pass
NVNT	n40	2452	Ant1	2500	-47.77	3.52	-	51.01	Peak	74	Pass
NVNT	n40	2452	Ant1	2500	-57.12	3.52	0.12	41.78	Average	54	Pass



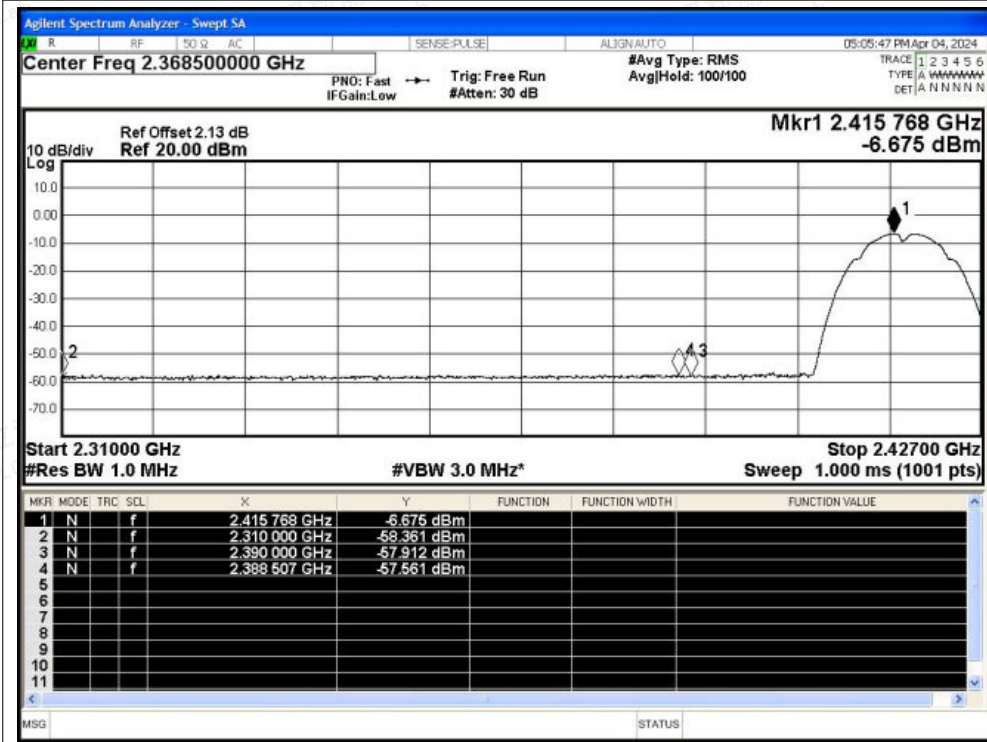


Test Graphs

Restrict Band NVNT b 2412MHz Ant1 Peak

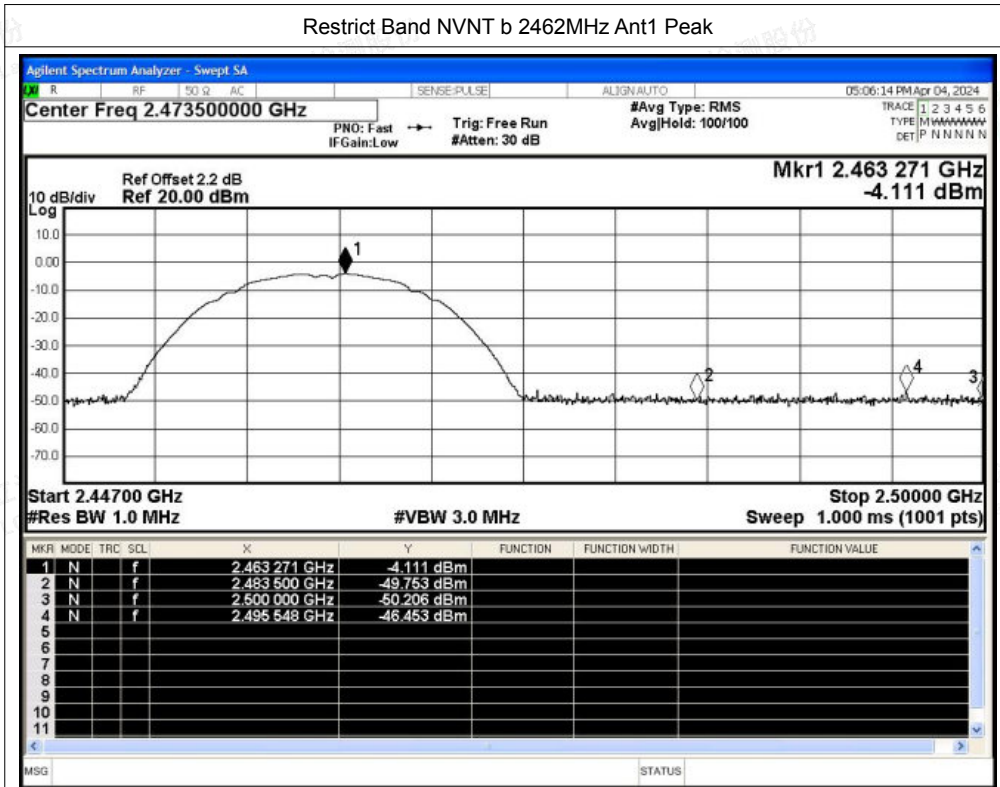


Restrict Band NVNT b 2412MHz Ant1 Average

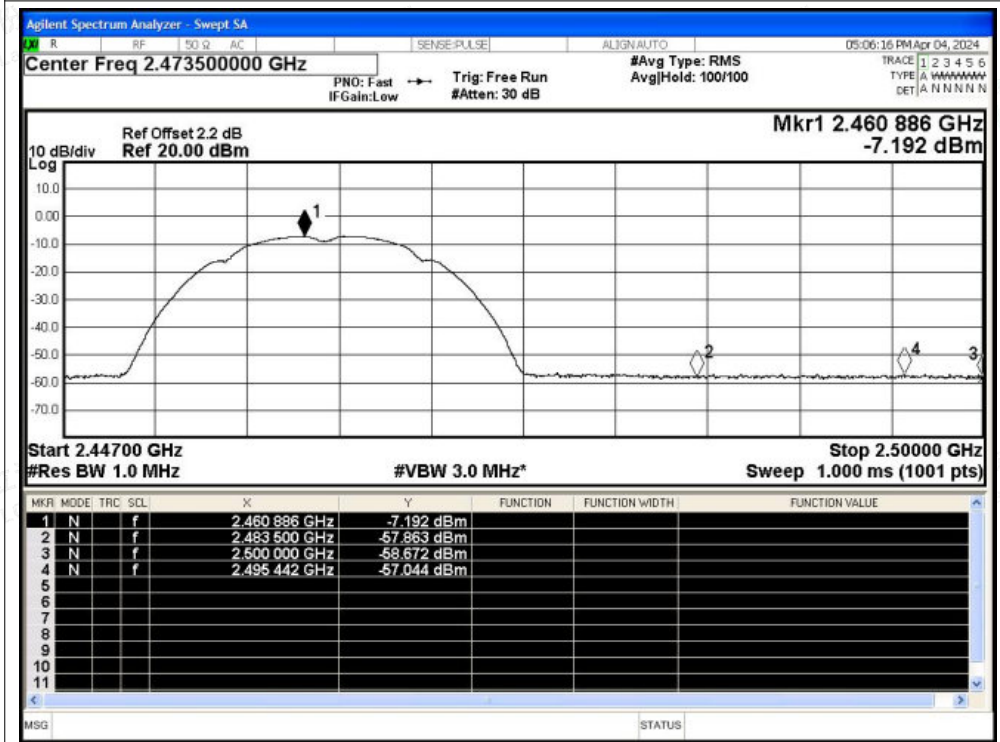




Restrict Band NVNT b 2462MHz Ant1 Peak

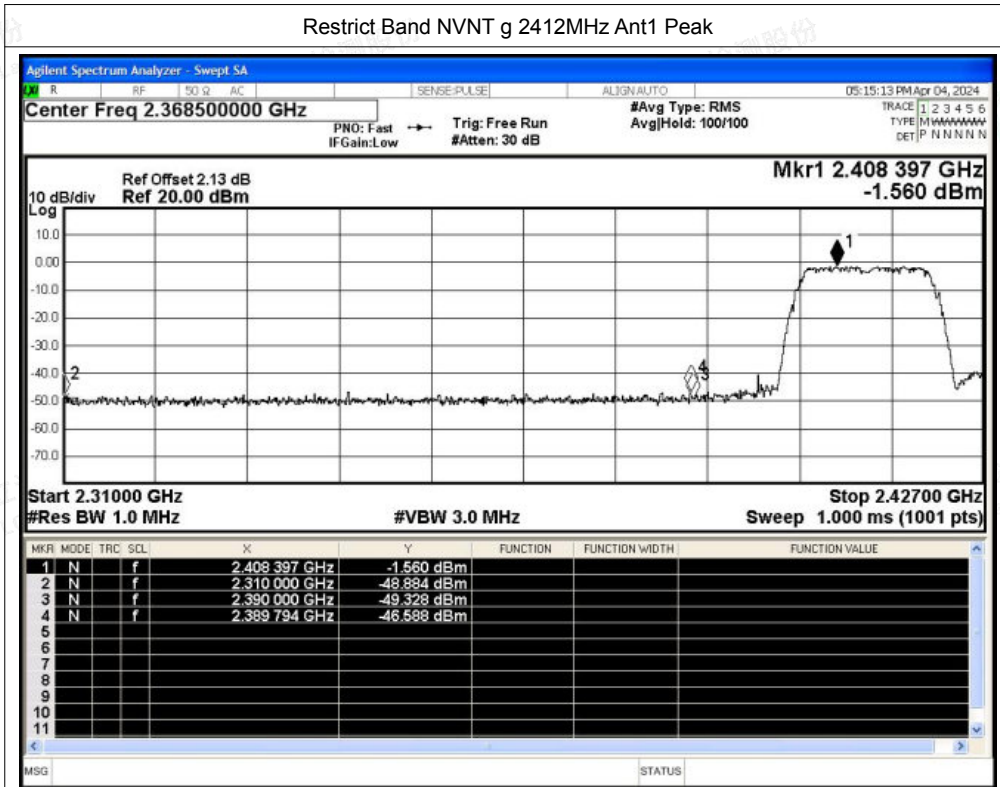


Restrict Band NVNT b 2462MHz Ant1 Average

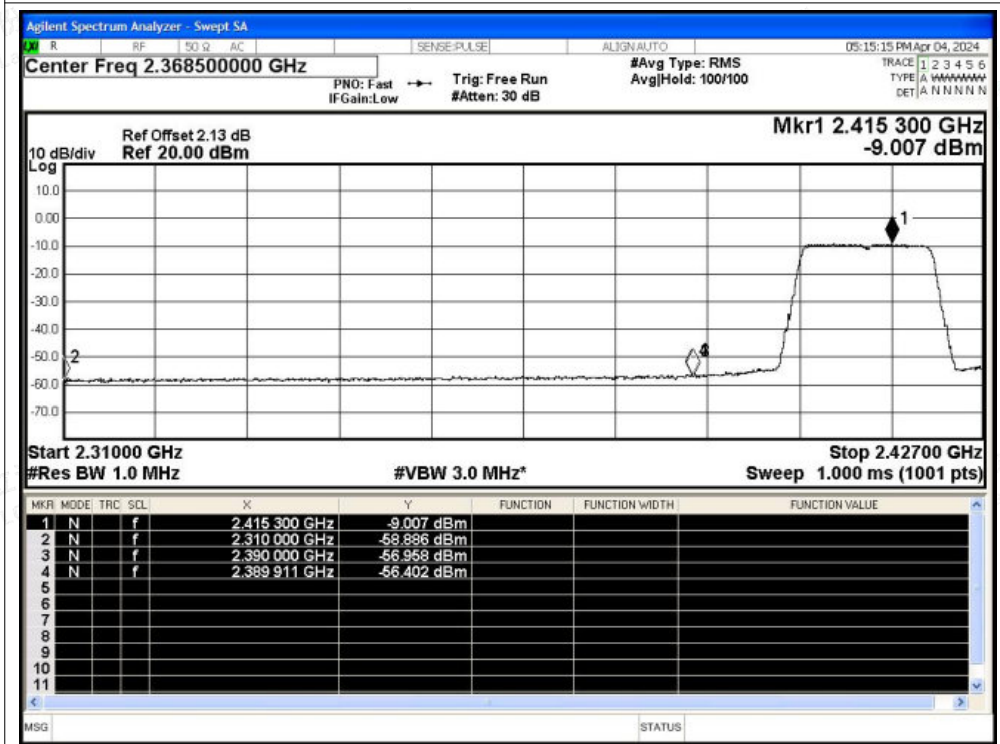




Restrict Band NVNT g 2412MHz Ant1 Peak

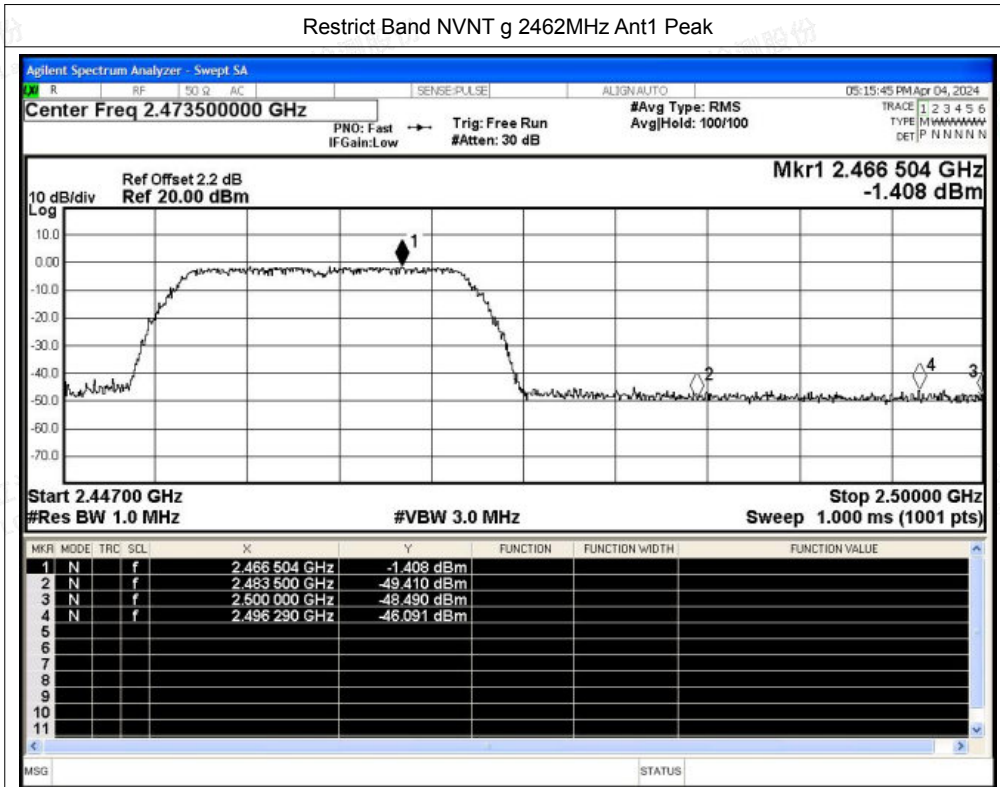


Restrict Band NVNT g 2412MHz Ant1 Average

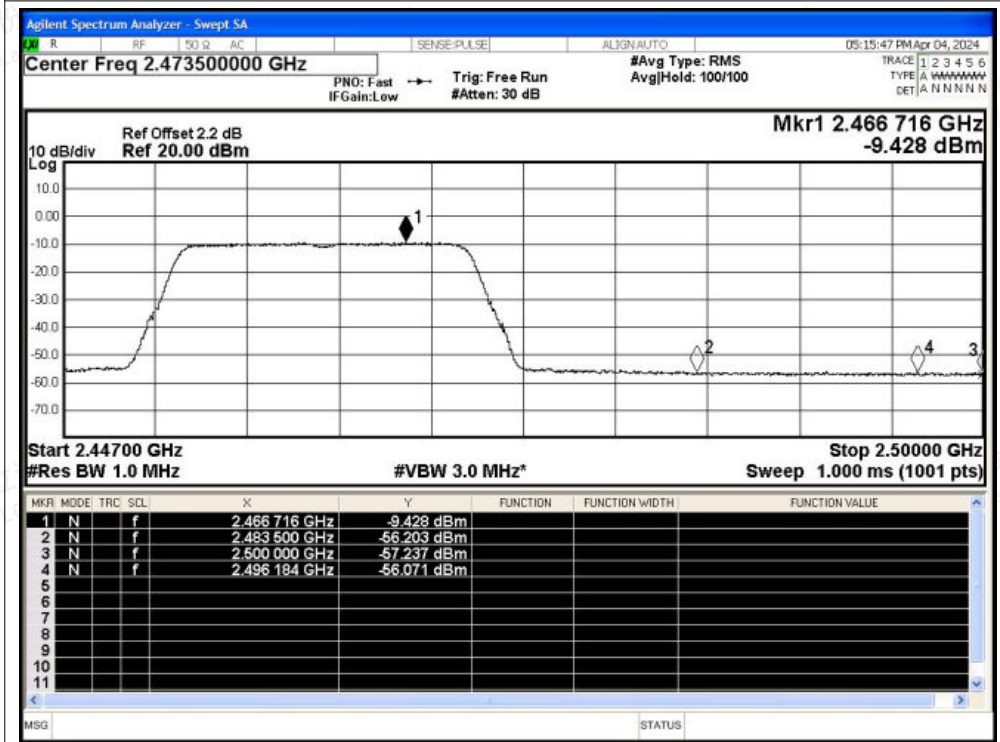




Restrict Band NVNT g 2462MHz Ant1 Peak

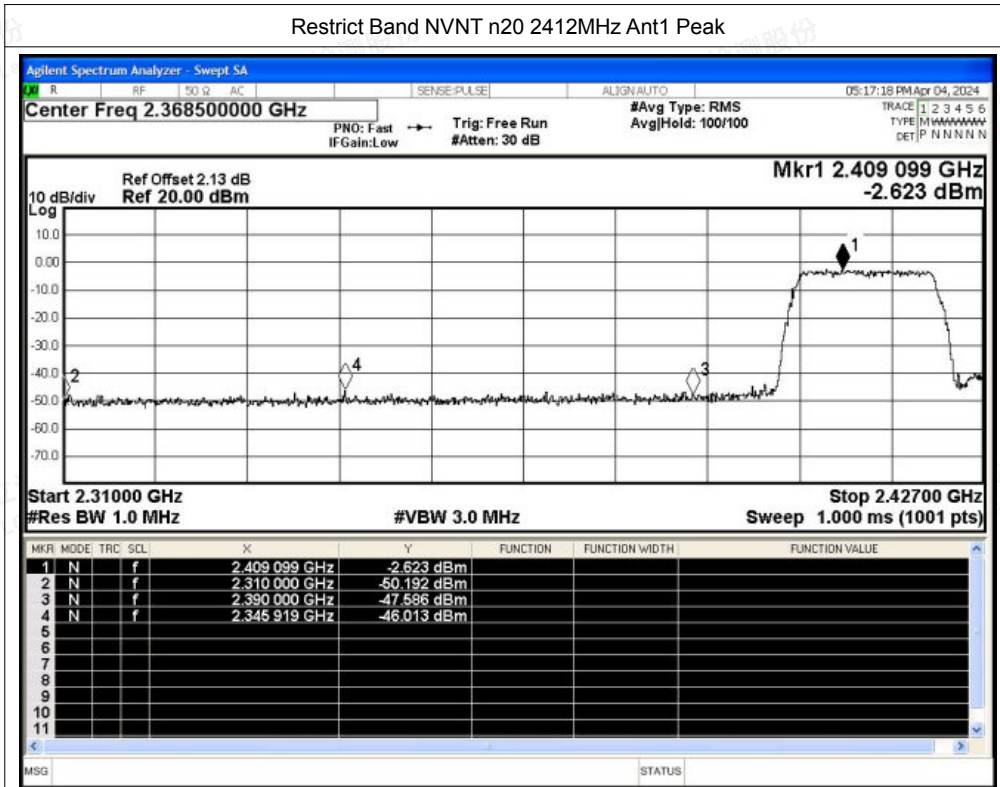


Restrict Band NVNT g 2462MHz Ant1 Average

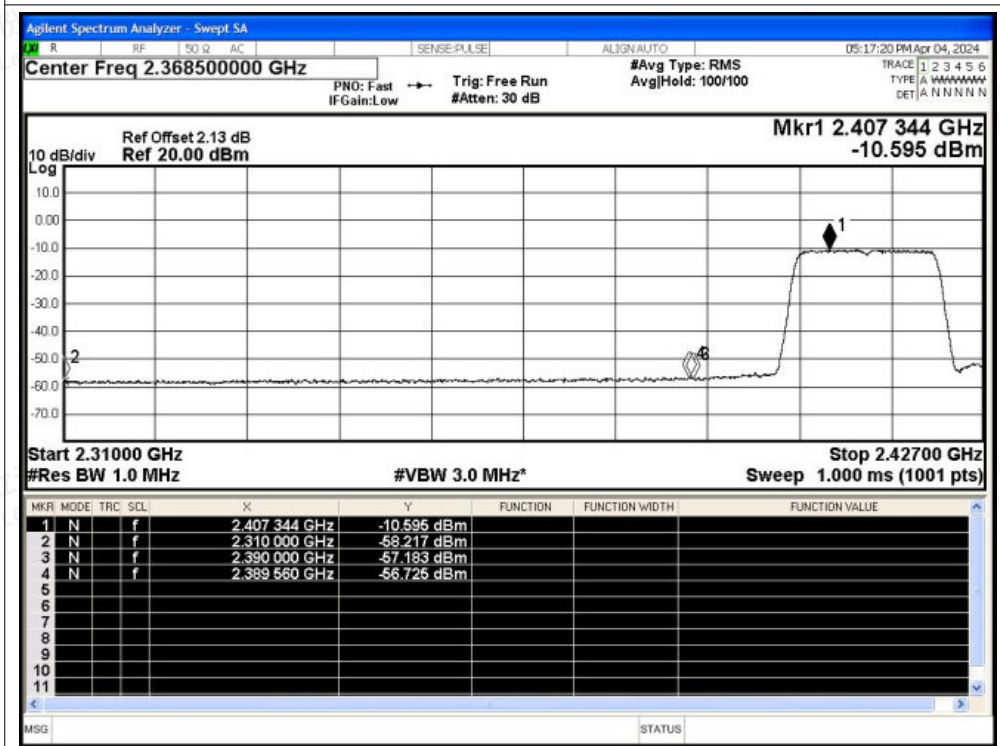




Restrict Band NVNT n20 2412MHz Ant1 Peak

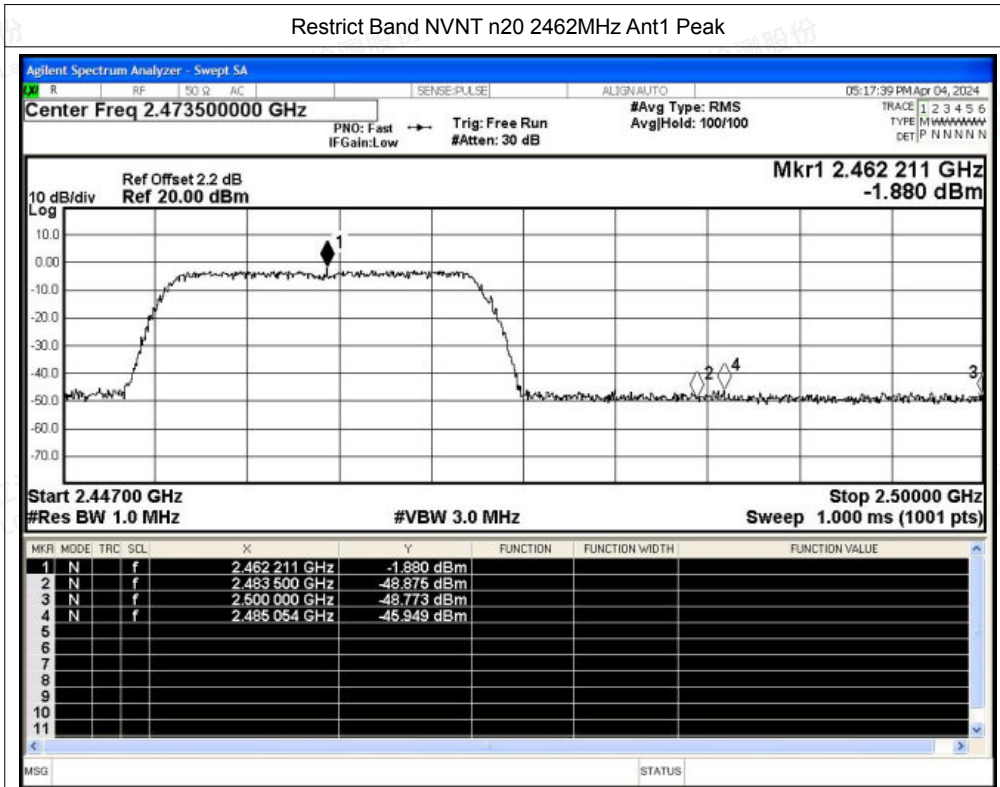


Restrict Band NVNT n20 2412MHz Ant1 Average

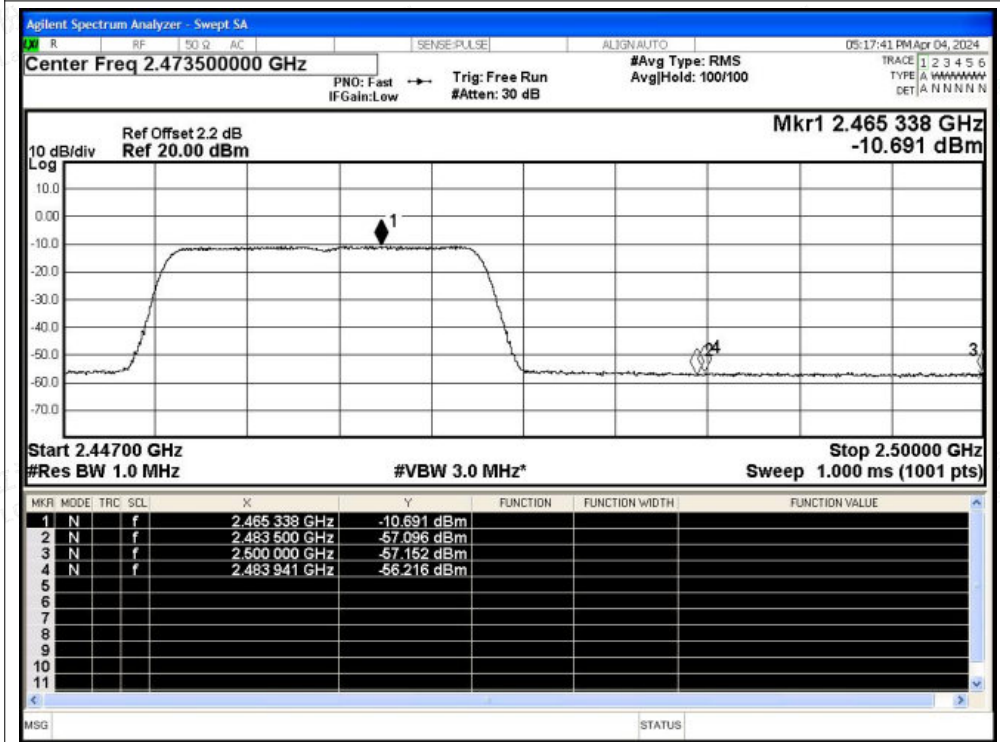




Restrict Band NVNT n20 2462MHz Ant1 Peak

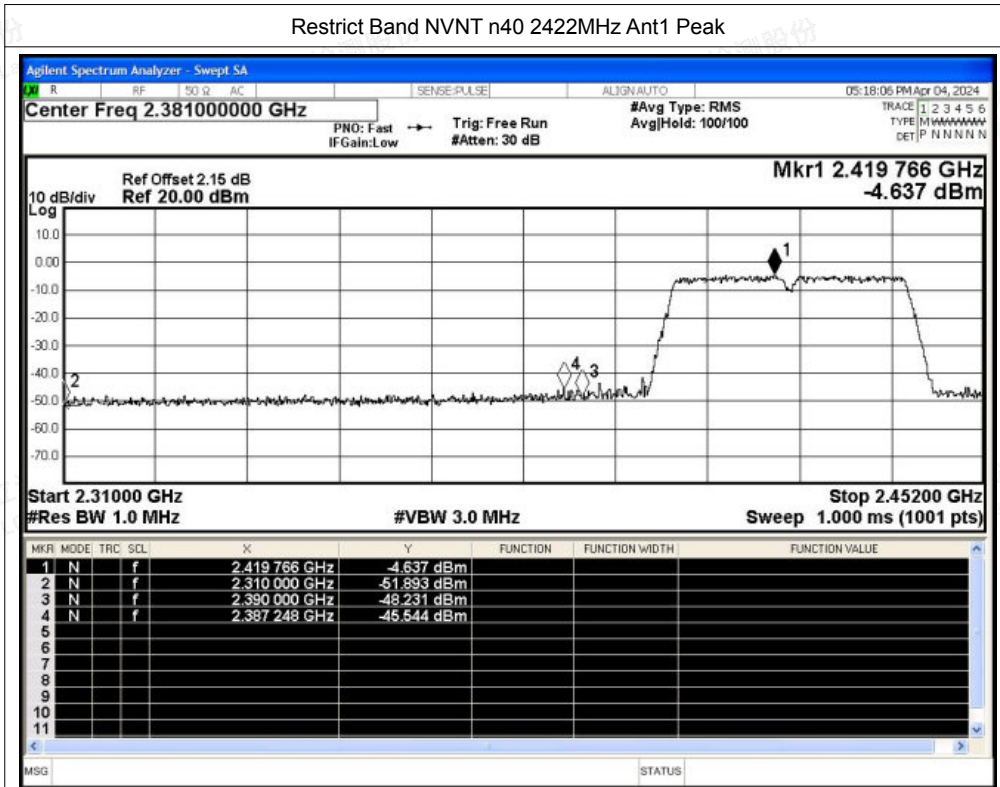


Restrict Band NVNT n20 2462MHz Ant1 Average

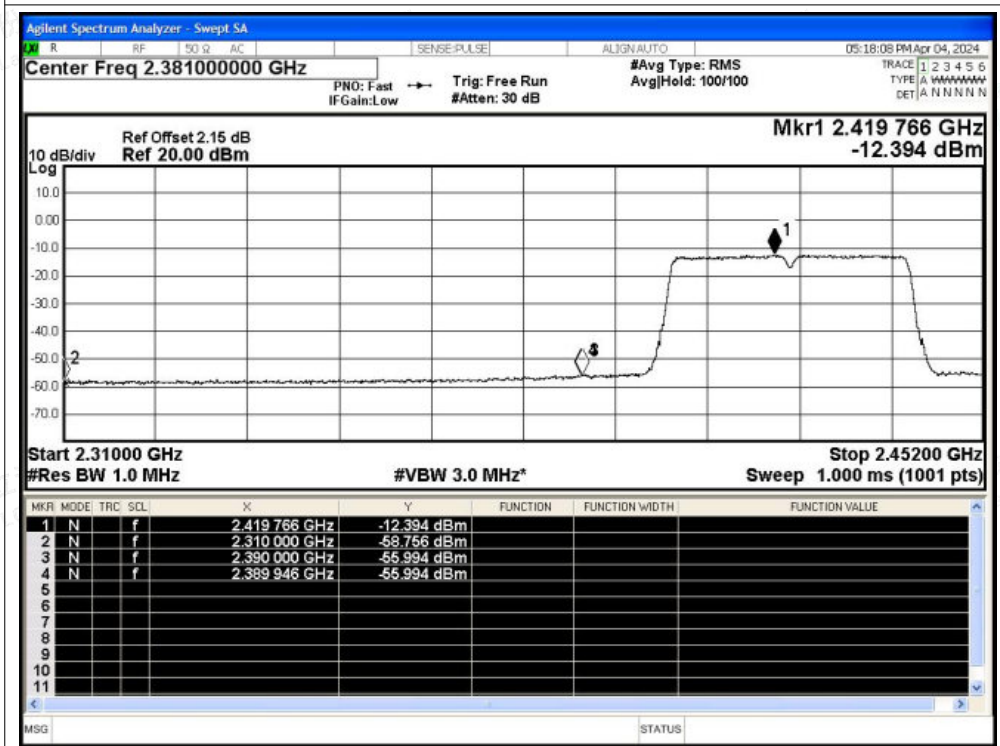




Restrict Band NVNT n40 2422MHz Ant1 Peak

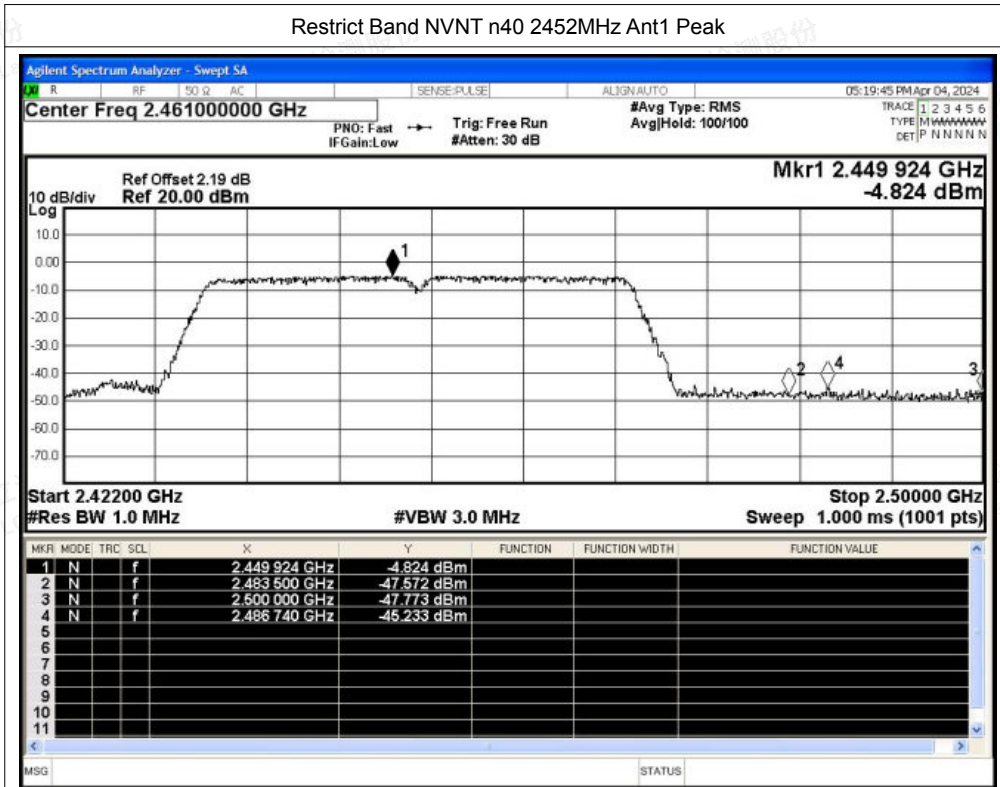


Restrict Band NVNT n40 2422MHz Ant1 Average

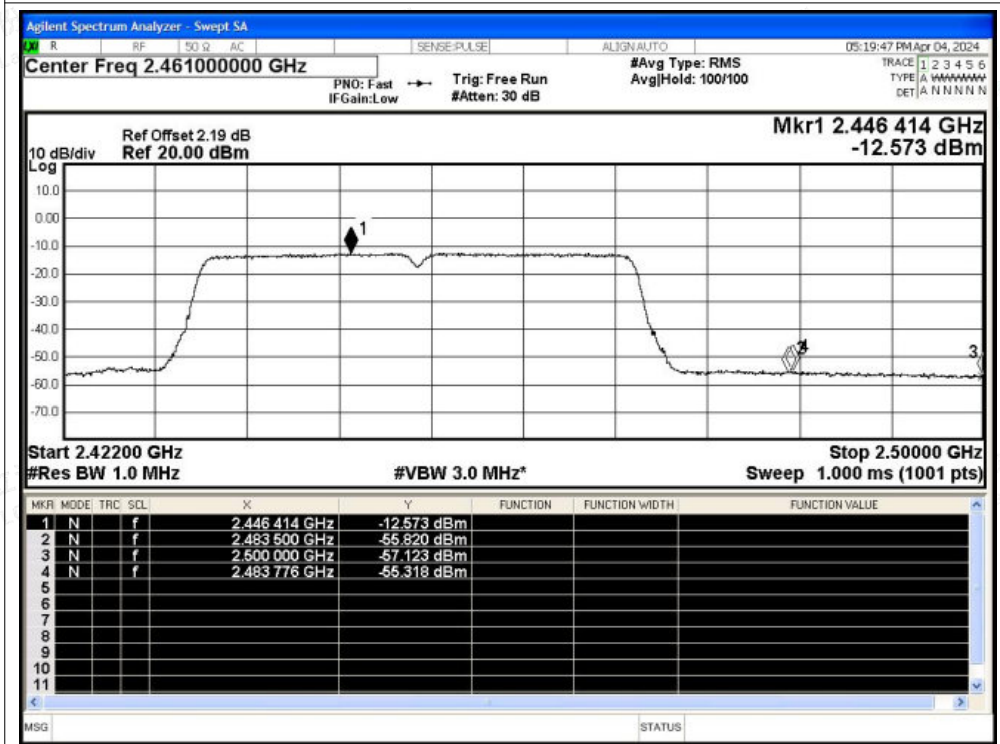




Restrict Band NVNT n40 2452MHz Ant1 Peak



Restrict Band NVNT n40 2452MHz Ant1 Average





MIMO

Condition	Mode	Frequency (MHz)	ANT0 Power (dBm)	ANT1 Power (dBm)	Gain (dBi)	Total E (dBuV/m)	Detector	Limit (dBuV/m)	Verdict
NVNT	n20	2412	-50.93	-50.19	7.12	54.84	Peak	74	Pass
NVNT	n20	2412	-58.62	-58.22	7.12	46.97	Average	54	Pass
NVNT	n20	2412	-47.18	-46.01	7.12	58.83	Peak	74	Pass
NVNT	n20	2412	-56.6	-56.73	7.12	48.72	Average	54	Pass
NVNT	n20	2412	-48.54	-47.59	7.12	57.35	Peak	74	Pass
NVNT	n20	2412	-57.2	-57.18	7.12	48.20	Average	54	Pass
NVNT	n20	2462	-47.68	-48.88	7.12	57.15	Peak	74	Pass
NVNT	n20	2462	-56.57	-57.1	7.12	48.56	Average	54	Pass
NVNT	n20	2462	-45.34	-45.95	7.12	59.75	Peak	74	Pass
NVNT	n20	2462	-55.74	-56.22	7.12	49.41	Average	54	Pass
NVNT	n20	2462	-49.17	-48.77	7.12	56.42	Peak	74	Pass
NVNT	n20	2462	-57.16	-57.15	7.12	48.23	Average	54	Pass
NVNT	n40	2422	-50.96	-51.89	7.12	53.99	Peak	74	Pass
NVNT	n40	2422	-58.62	-58.76	7.12	46.70	Average	54	Pass
NVNT	n40	2422	-46.01	-45.54	7.12	59.62	Peak	74	Pass
NVNT	n40	2422	-55.68	-55.99	7.12	49.56	Average	54	Pass
NVNT	n40	2422	-46.85	-48.23	7.12	57.90	Peak	74	Pass
NVNT	n40	2422	-56.17	-55.99	7.12	49.31	Average	54	Pass
NVNT	n40	2452	-47.76	-47.57	7.12	57.72	Peak	74	Pass
NVNT	n40	2452	-56.47	-55.82	7.12	49.26	Average	54	Pass
NVNT	n40	2452	-46.76	-45.23	7.12	59.46	Peak	74	Pass
NVNT	n40	2452	-56.18	-55.32	7.12	49.66	Average	54	Pass
NVNT	n40	2452	-48.73	-47.77	7.12	57.16	Peak	74	Pass
NVNT	n40	2452	-57.2	-57.12	7.12	48.23	Average	54	Pass

