

Antenna Specification

Applicant: Shenzhen Herun Silver Technology Co., Ltd.

Address: 3rd Floor, Building C, Yongfa High tech Industrial Park, Bao'an District, Shenzhen, Guangdong, China

Summary

ITEM	SPEC.	
Model Name	IBM 2.4 GHz	
Center Frequency	2402MHz	-2.52 dBi
	2441 MHz	-2.36 dBi
	2480 MHz	-2.85 dBi
MAX. GAIN	-2.36dBi	
Polarization	Horizontal	
Azimuth Beam Pattern	Omni-directional	
Impedance	50 Ω	

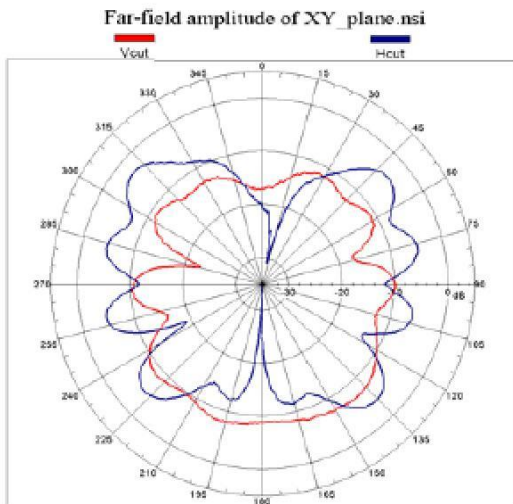
Antenna Photo & Length(mm)



1. Main antenna : 2402 MHz

1.1 Horizontal

◆ XY-plane

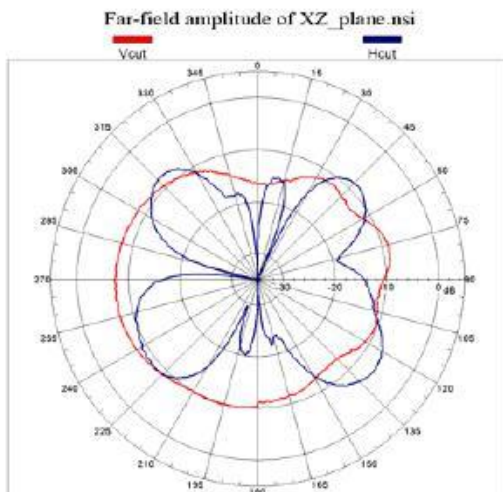


Unit : dBi

	Peak gain	Avg. gain
H cut	-3.01	-8.82
V cut	-7.19	-11.29
Total	-2.52	-6.53

1.2 Vertical

◆ XZ-plane

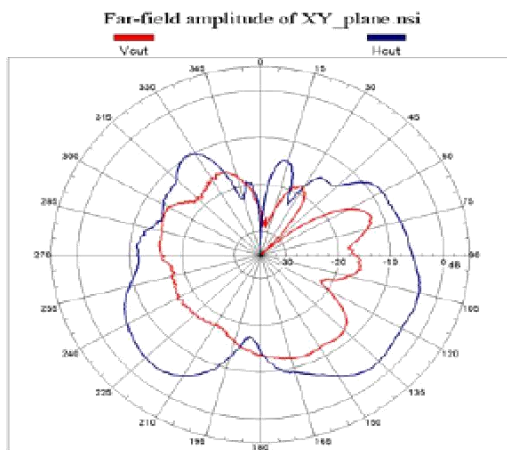


	Peak gain	Avg. gain
H cut	-6.44	-13.24
V cut	-7.34	-10.57
Total	-5.38	-8.35

2. Main antenna : 2441 MHz

2.1 Horizontal

◆ XY-plane

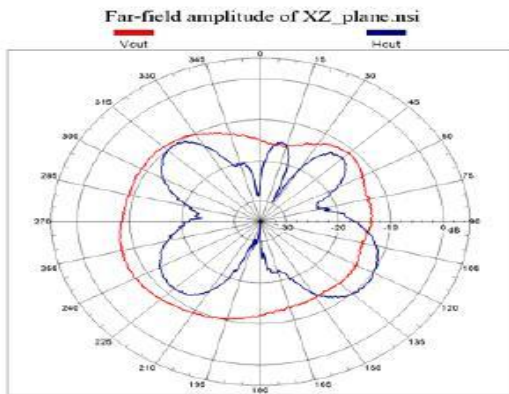


Unit : dBi

	Peak gain	Avg. gain
H cut	-2.89	-8.89
V cut	-11.81	-16.63
Total	-2.36	-8.05

2.2 Vertical

◆ XZ-plane

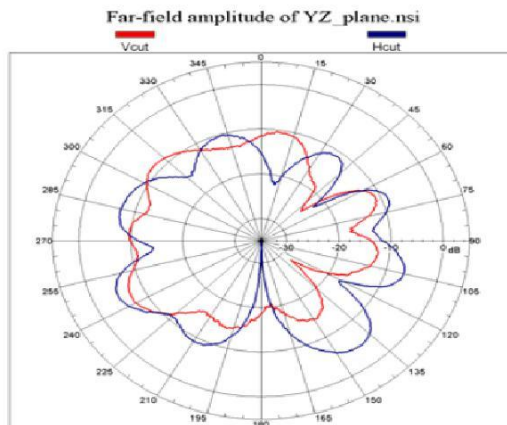


	Peak gain	Avg. gain
H cut	-9.56	-15.85
V cut	-7.29	-11.21
Total	-6.27	-9.66

3. Main antenna : 2480 MHz

3.1 Horizontal

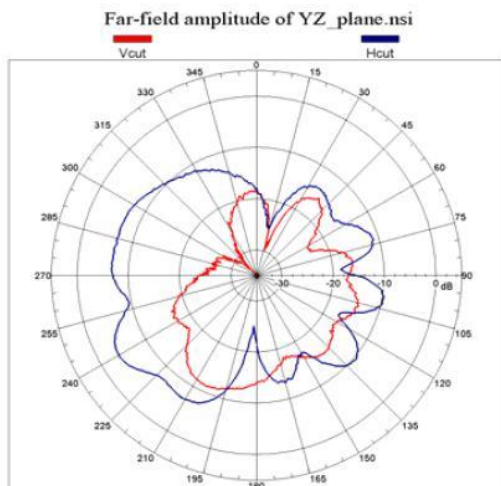
◆ YZ-plane



	Peak gain	Avg. gain
H cut	-4.74	-10.75
V cut	-7.09	-13.11
Total	-2.85	-8.49

3.2 Vertical

◆YZ-plane


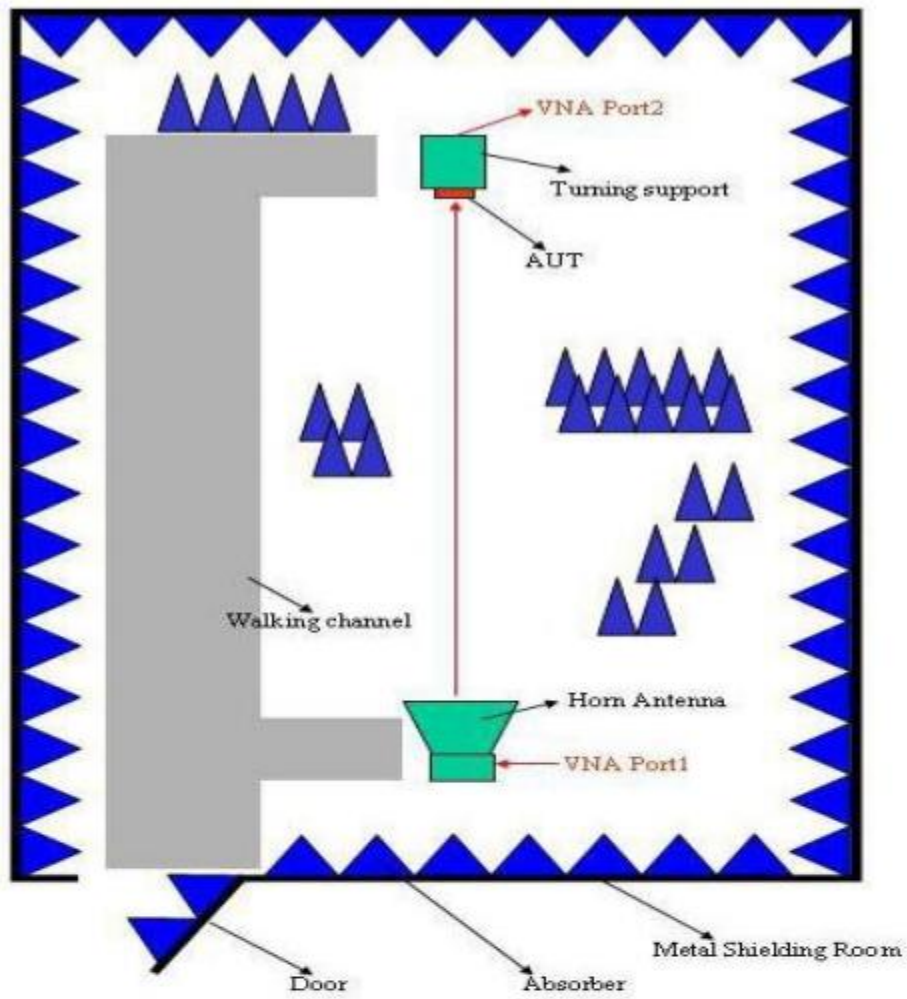


	Peak gain	Avg. gain
H cut	-3.99	-11.25
V cut	-11.31	-18.08
Total	-3.79	-10.11

4. Result

Center Frequency	Maximum Ant Gain
2402MHz	H -2.52 dBi
	V -5.38 dBi
2441 MHz	H -2.36 dBi
	V -6.27 dBi
2480 MHz	H -2.85 dBi
	V -3.79 dBi

The Environment of Antenna Radiation Pattern



3D radiation pattern diagram

