

# Appendix A

Report No.:	CISRR24040703801
FCC ID:	2BFTE-G15PRO
Product Name:	BLUETOOTH HEADPHONES WITH SCREEN AND VISUALS
Model No.:	G15 Pro
Test Engineer:	Lucas Huang
Supervised by:	Rory Huang

## Conducted Peak Output Power

### Test Result

#### Left

Modulation	Packet Type	Channel	Peak Output Power (dBm)	Peak Output Power (mW)	Limit (dBm)	Result
GFSK	DH5	0	3.906	2.46	30	PASS
		39	4.303	2.69		PASS
		78	2.674	1.85		PASS
$\pi/4$ DQPSK	2-DH5	0	3.473	2.22	20.97	PASS
		39	2.861	1.93		PASS
		78	3.377	2.18		PASS
8DPSK	3-DH5	0	3.632	2.31		PASS
		39	3.054	2.02		PASS
		78	3.533	2.26		PASS

#### Right

Modulation	Packet Type	Channel	Peak Output Power (dBm)	Peak Output Power (mW)	Limit (dBm)	Result
GFSK	DH5	0	2.647	1.84	30	PASS
		39	2.352	1.72		PASS
		78	2.895	1.95		PASS
$\pi/4$ DQPSK	2-DH5	0	251	1.78	20.97	PASS
		39	2.723	1.87		PASS
		78	2.214	1.66		PASS
8DPSK	3-DH5	0	2.468	1.77		PASS
		39	2.117	1.63		PASS
		78	2.068	1.61		PASS

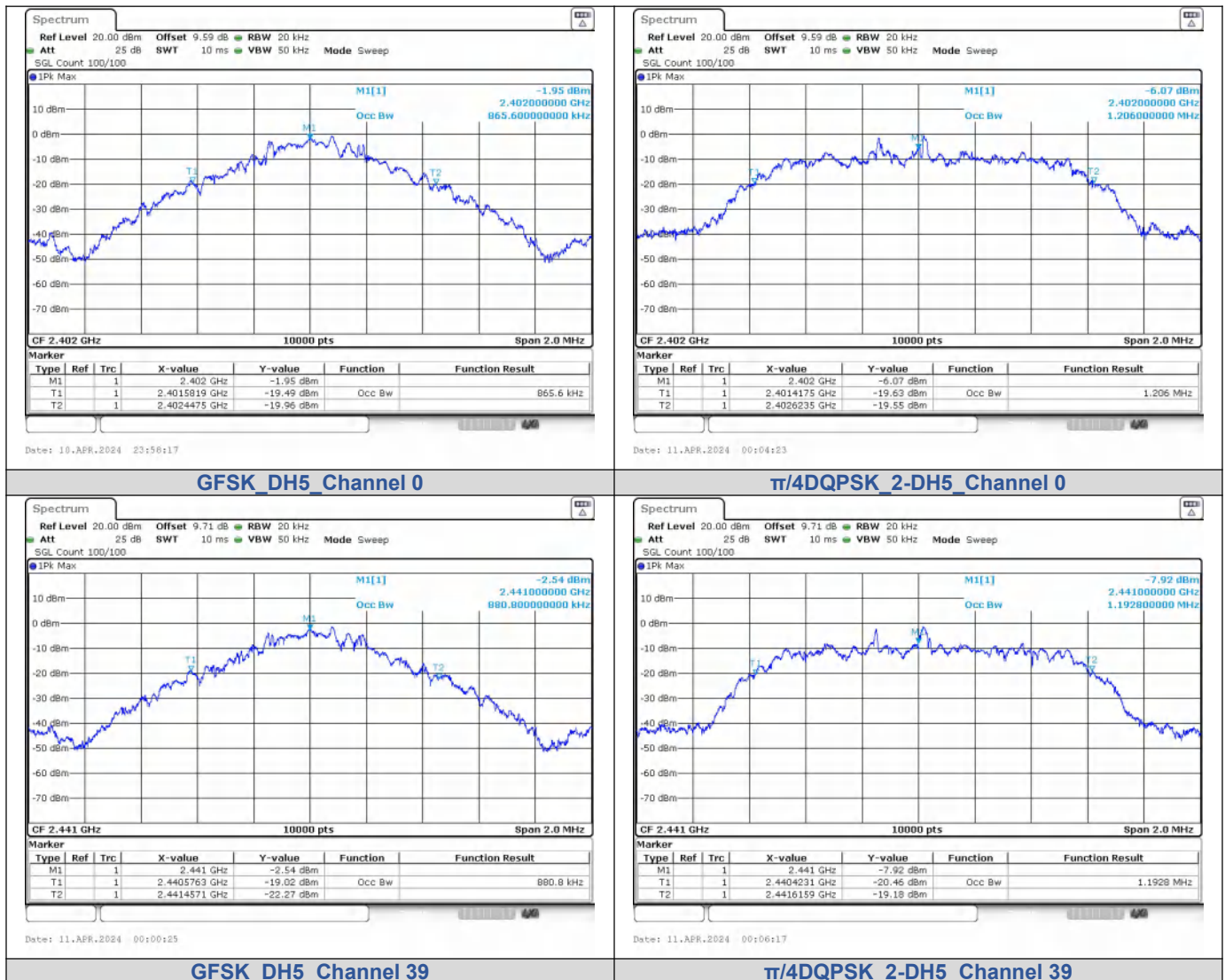
## 99% Bandwidth

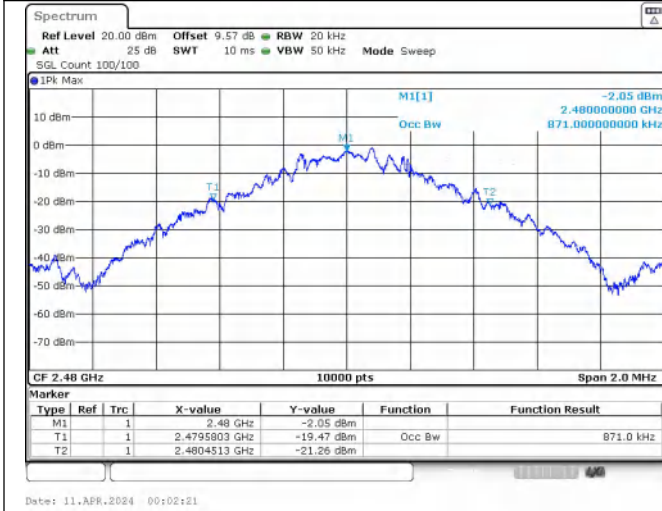
### Test Result

Left

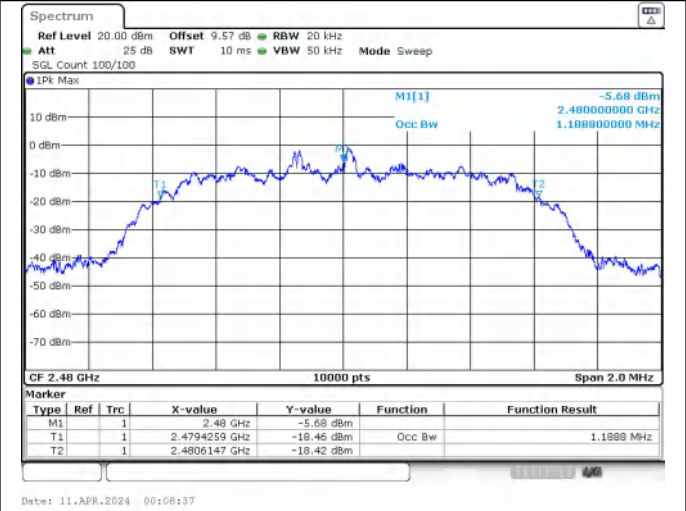
Modulation	Channel	99% BW (MHz)
GFSK	0	0.86560
	39	0.88080
	78	0.87100
$\pi/4$ DQPSK	0	1.2060
	39	1.1930
	78	1.1890
8DPSK	0	1.2120
	39	1.2040
	78	1.2050

### Test Graphs

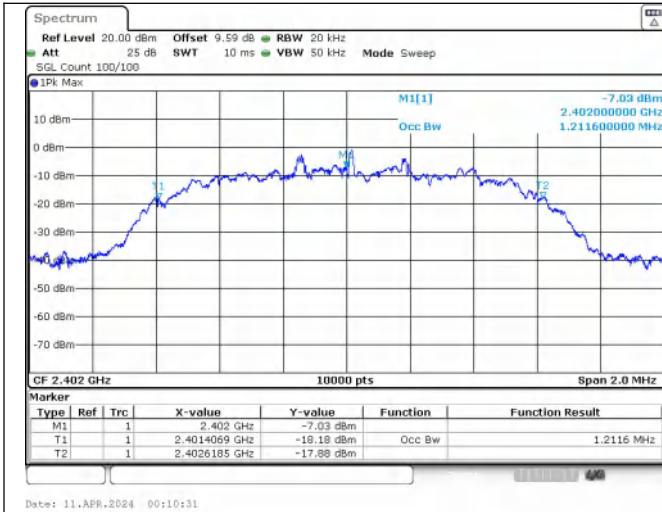




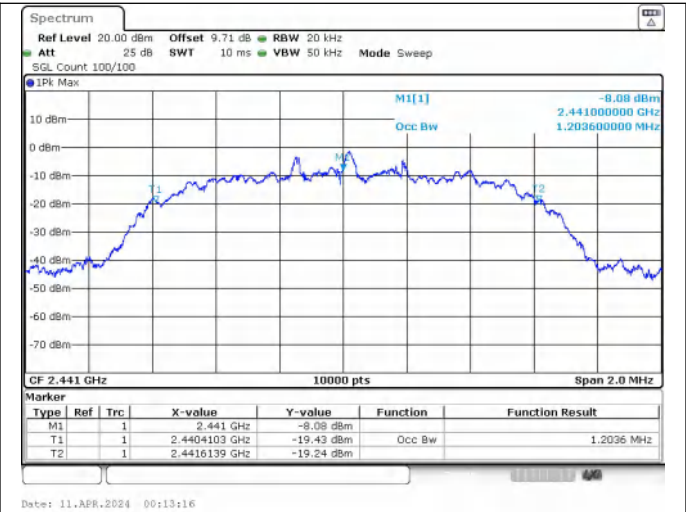
GFSK\_DH5\_Channel 78



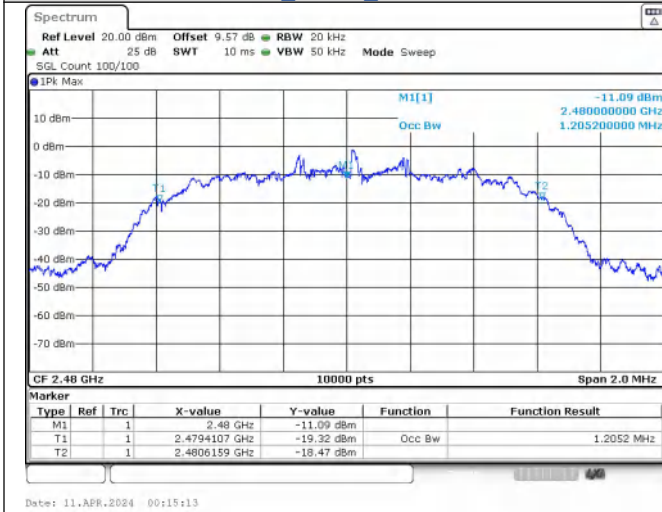
$\pi/4$ DQPSK\_2-DH5\_Channel 78



8DPSK\_3-DH5\_Channel 0



8DPSK\_3-DH5\_Channel 39

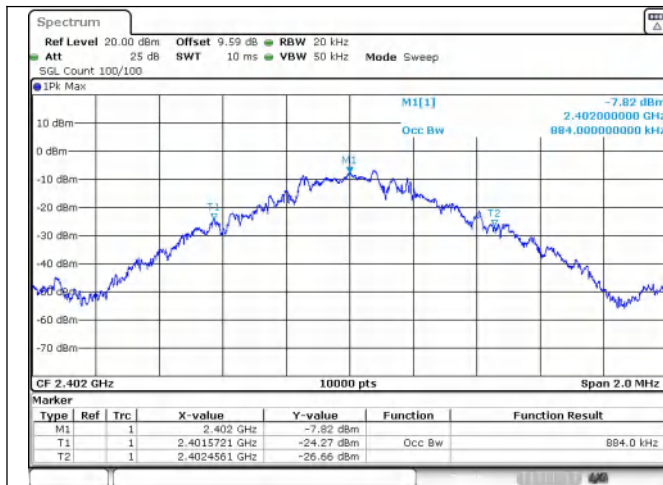


8DPSK\_3-DH5\_Channel 78

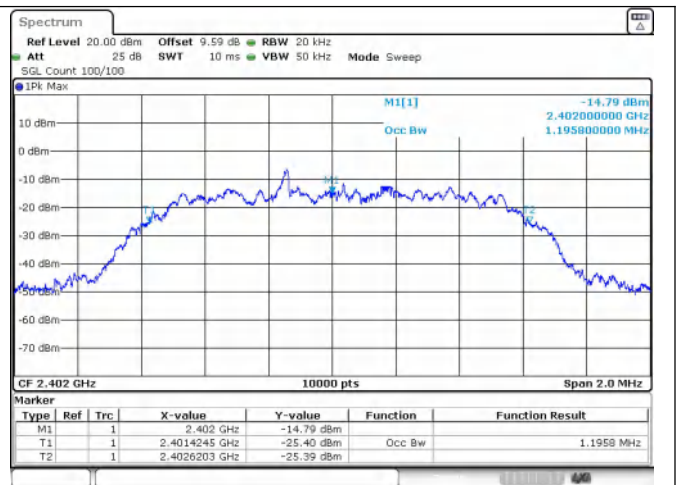
Right

**Test Result**

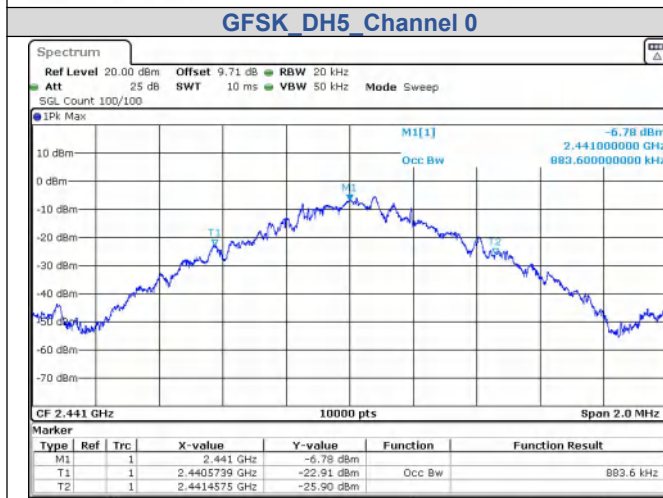
Modulation	Channel	99% BW (MHz)
GFSK	0	0.88400
	39	0.88360
	78	0.87640
$\pi/4$ DQPSK	0	1.1960
	39	1.1950
	78	1.1940
8DPSK	0	1.2070
	39	1.2140
	78	1.2110

**Test Graphs**


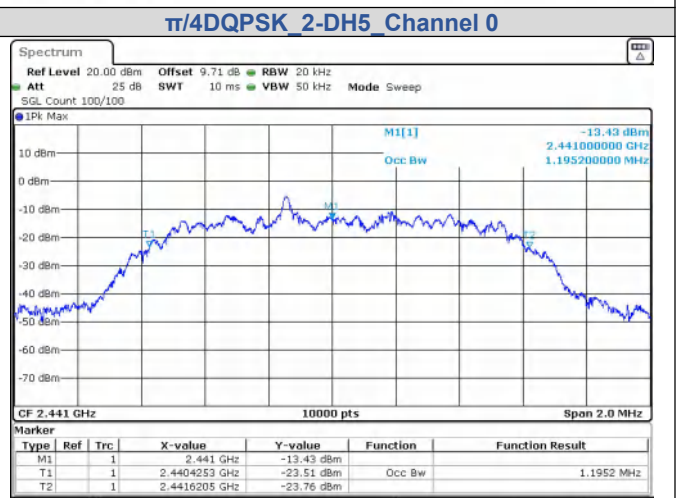
Date: 11.APR.2024 20:02:42



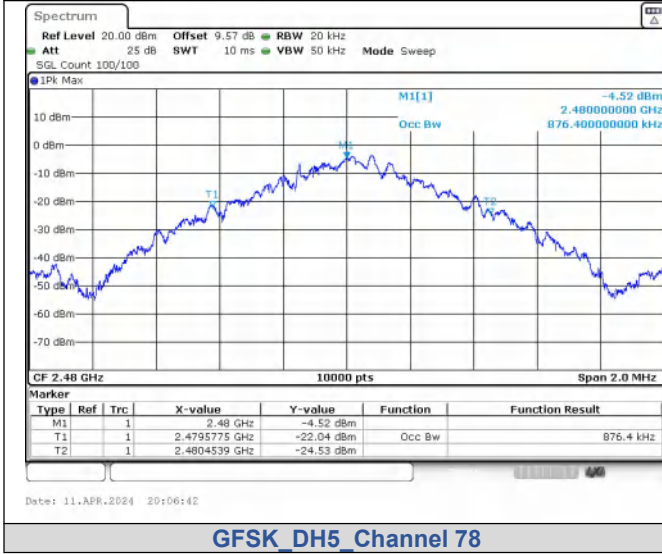
Date: 11.APR.2024 20:08:46



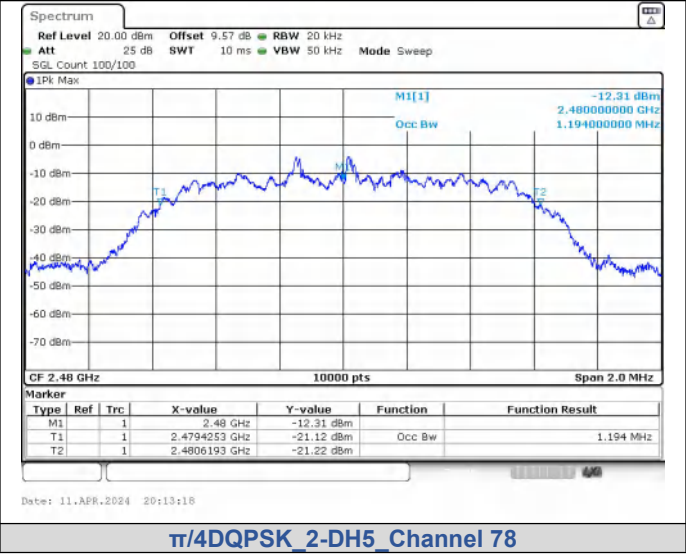
Date: 11.APR.2024 20:04:49



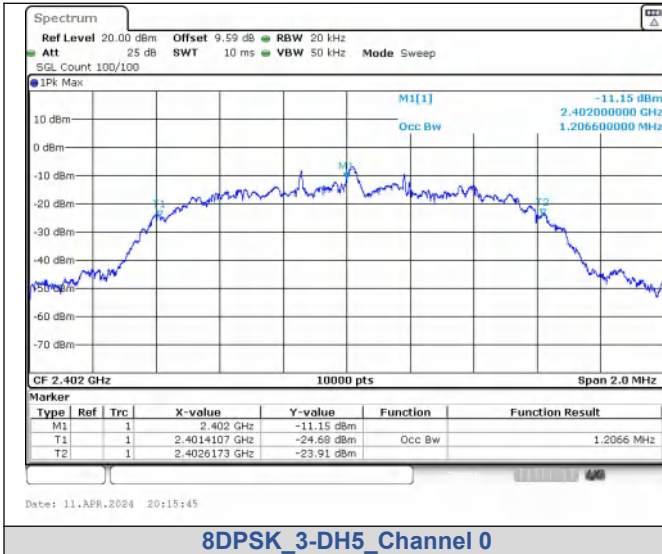
Date: 11.APR.2024 20:11:06



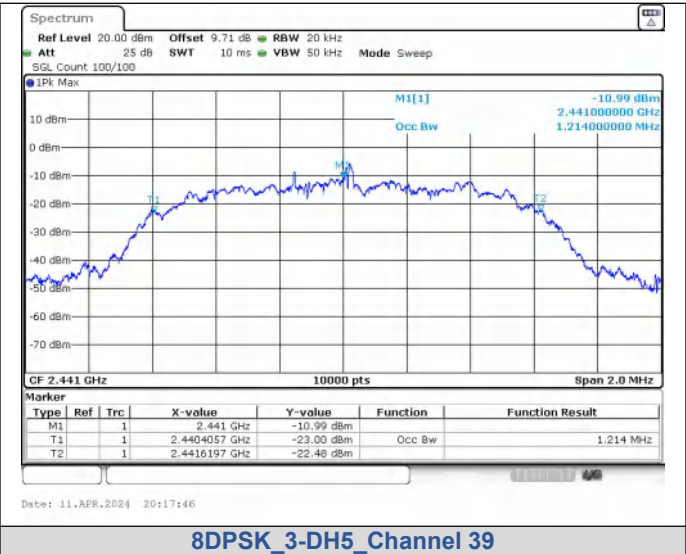
GFSK\_DH5\_Channel 78



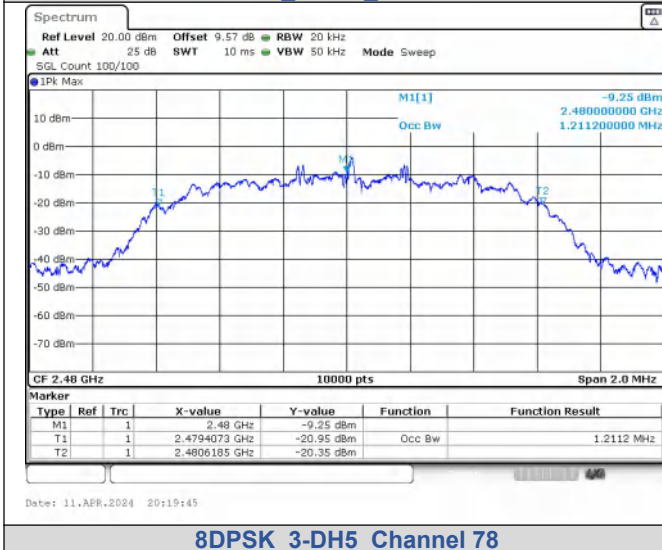
$\pi/4$ DQPSK\_2-DH5\_Channel 78



8DPSK\_3-DH5\_Channel 0



8DPSK\_3-DH5\_Channel 39



8DPSK\_3-DH5\_Channel 78

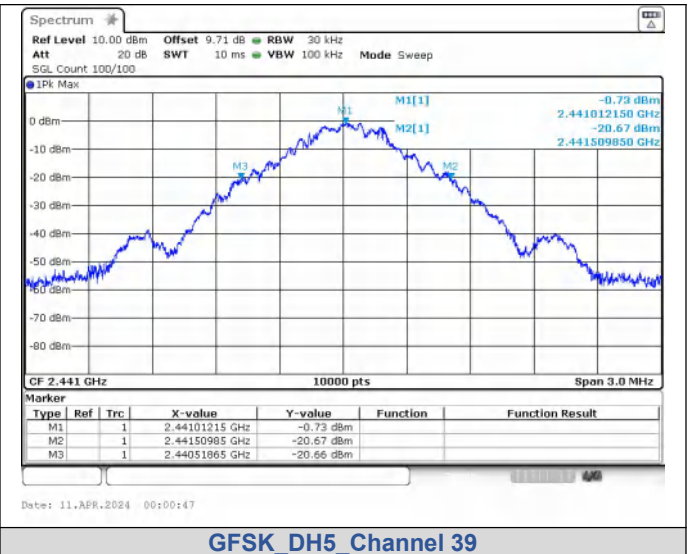
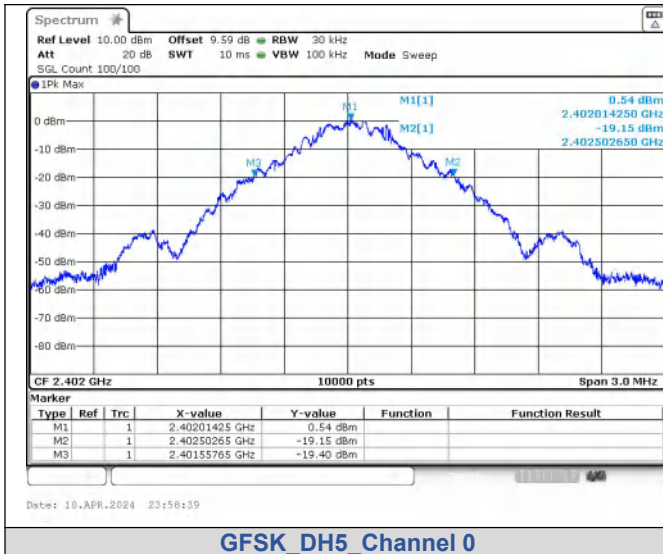
## 20dB Bandwidth

### Test Result

Left

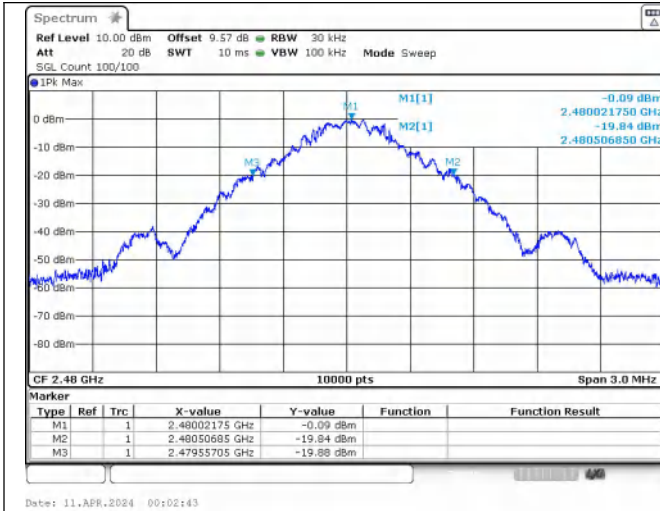
Modulation	Channel	Center Frequency (MHz)	20 dB Bandwidth (MHz)
GFSK	0	2402 MHz	0.9400
	39	2441 MHz	0.9900
	78	2480 MHz	0.9500
$\pi$ /4DQPSK	0	2402 MHz	1.310
	39	2441 MHz	1.310
	78	2480 MHz	1.300
8DPSK	0	2402 MHz	1.280
	39	2441 MHz	1.290
	78	2480 MHz	1.300

### Test Graphs

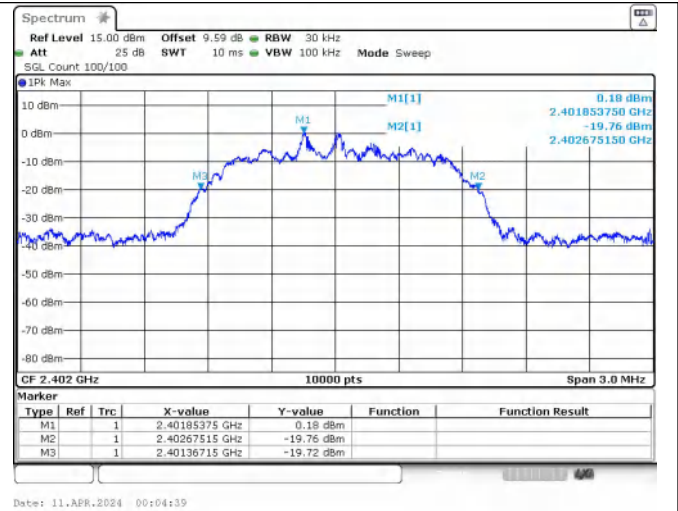


GFSK\_DH5\_Channel 0

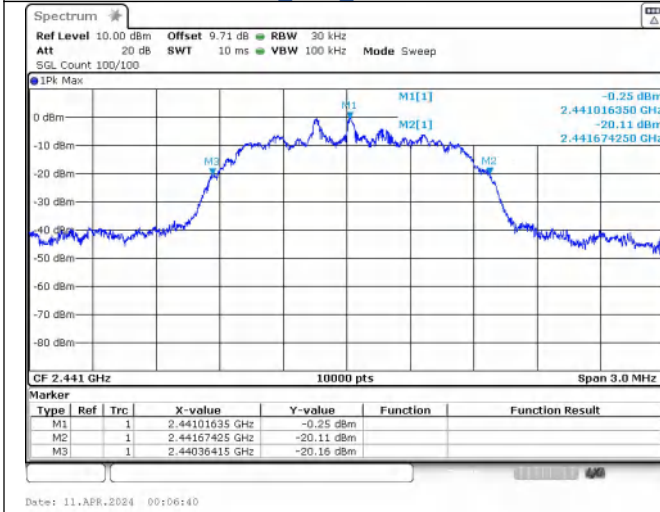
GFSK\_DH5\_Channel 39



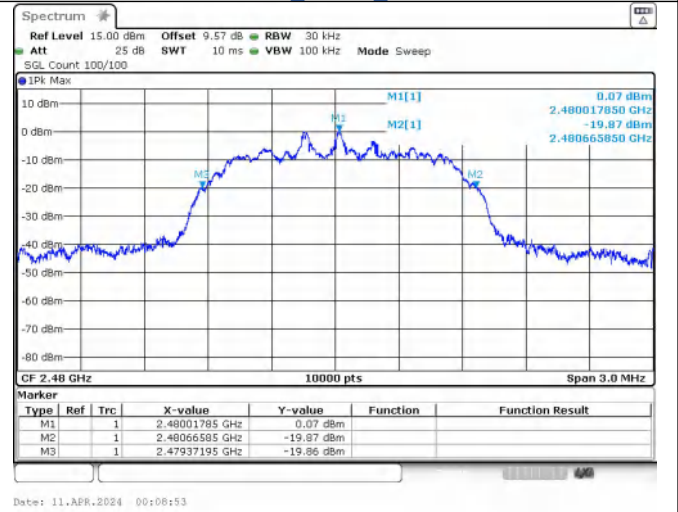
GFSK\_DH5\_Channel 78



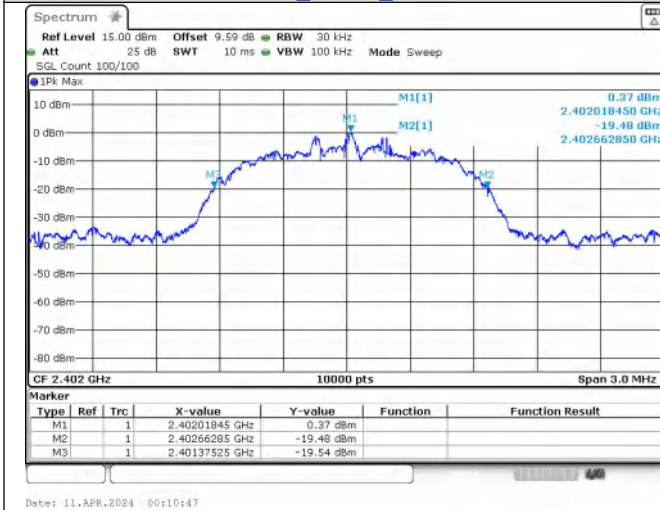
pi/4DQPSK\_2-DH5\_Channel 0



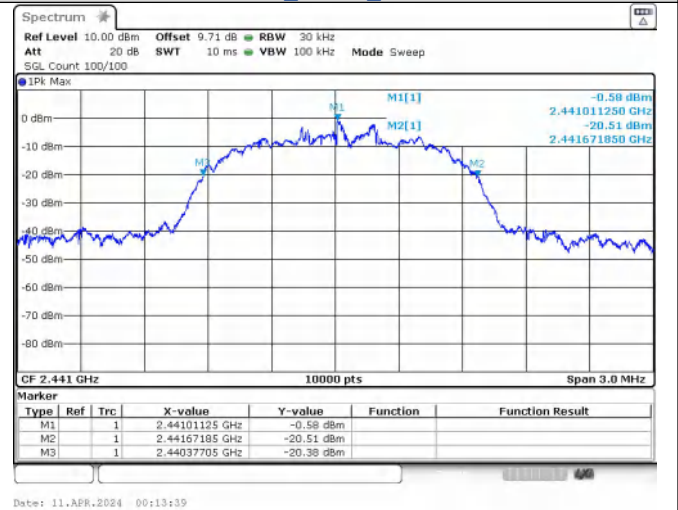
pi/4DQPSK\_2-DH5\_Channel 39



pi/4DQPSK\_2-DH5\_Channel 78

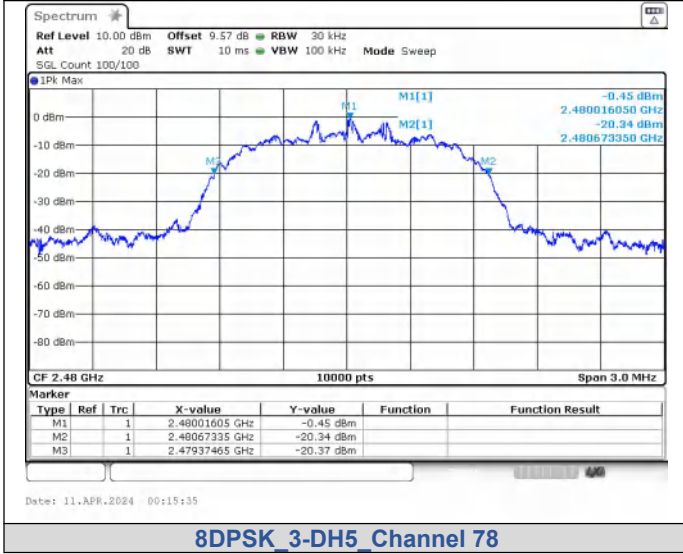


8DPSK\_3-DH5\_Channel 0



8DPSK\_3-DH5\_Channel 39

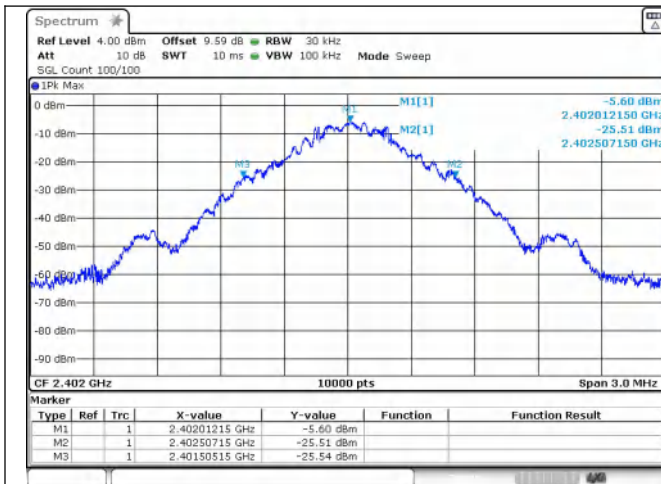




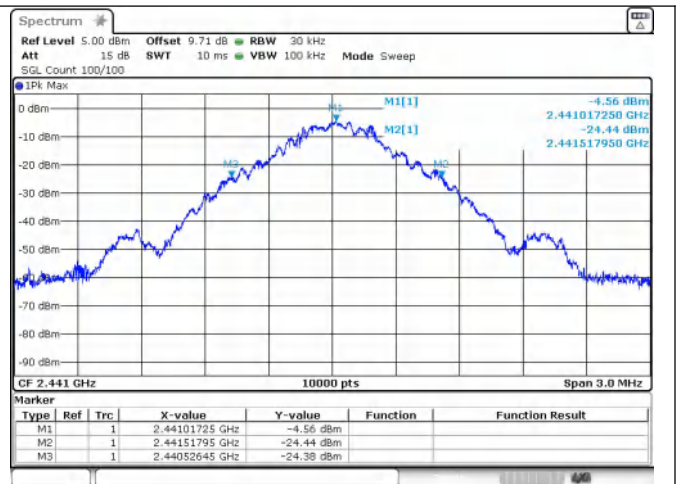
Right

**Test Result**

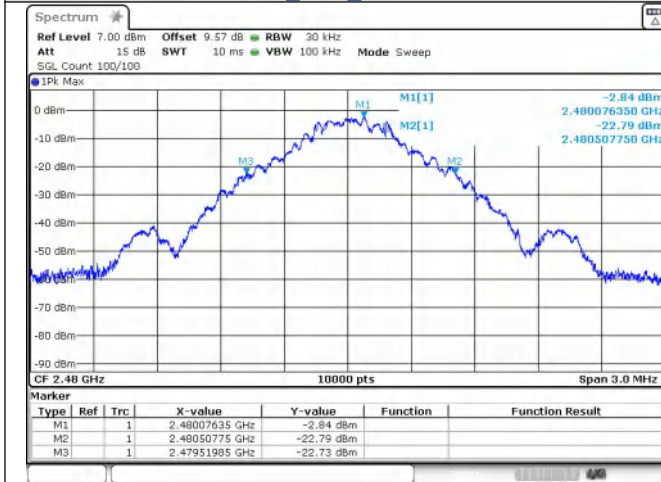
Modulation	Channel	Center Frequency (MHz)	20 dB Bandwidth (MHz)
GFSK	0	2402 MHz	1.000
	39	2441 MHz	0.9900
	78	2480 MHz	0.9900
$\pi/4$ DQPSK	0	2402 MHz	1.280
	39	2441 MHz	1.310
	78	2480 MHz	1.310
8DPSK	0	2402 MHz	1.290
	39	2441 MHz	1.290
	78	2480 MHz	1.300

**Test Graphs**


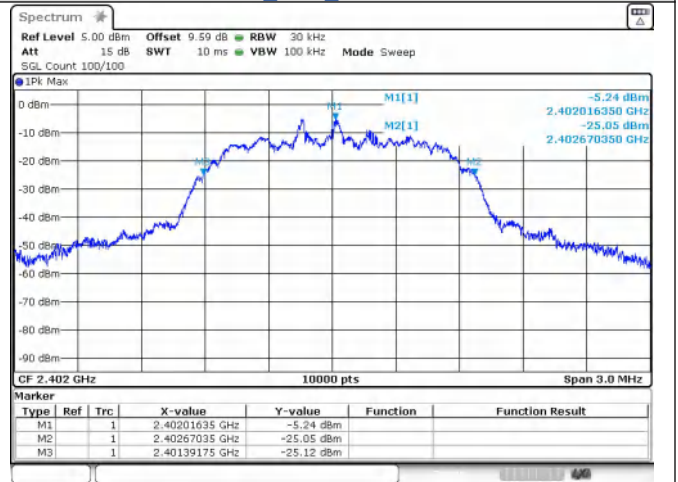
Date: 11.APR.2024 20:03:04



Date: 11.APR.2024 20:05:11

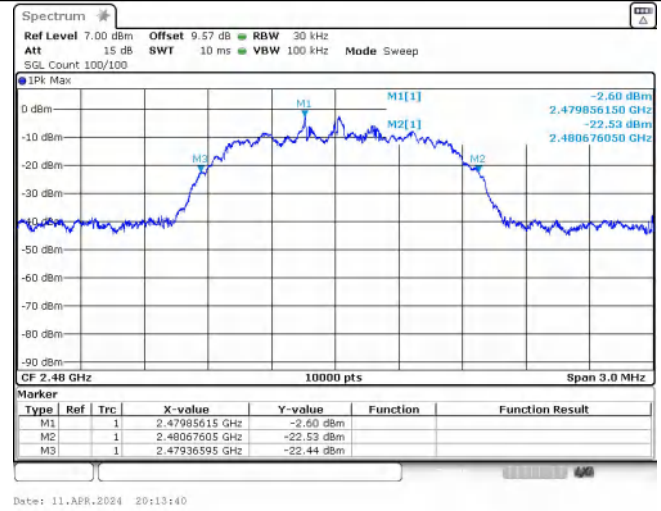
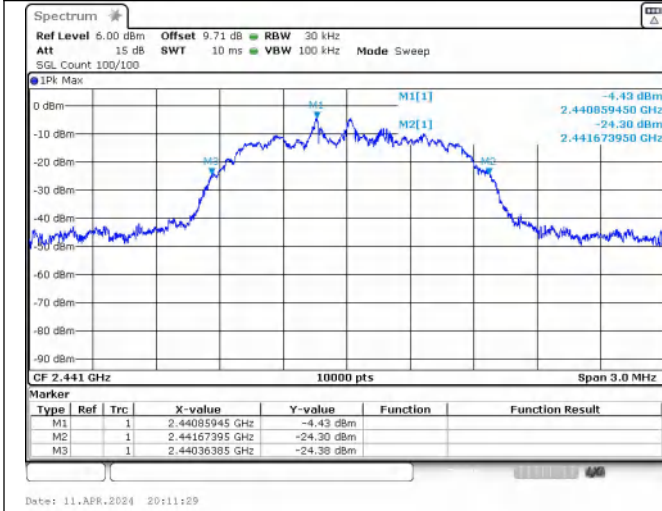
**GFSK\_DH5\_Channel 0**


Date: 11.APR.2024 20:07:05

**GFSK\_DH5\_Channel 39**


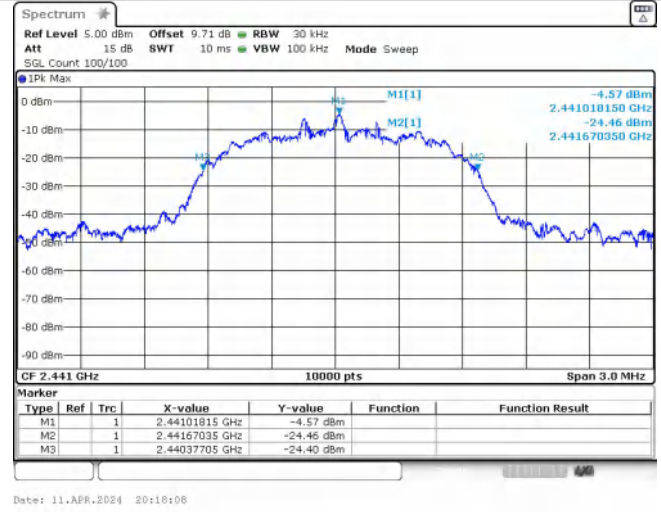
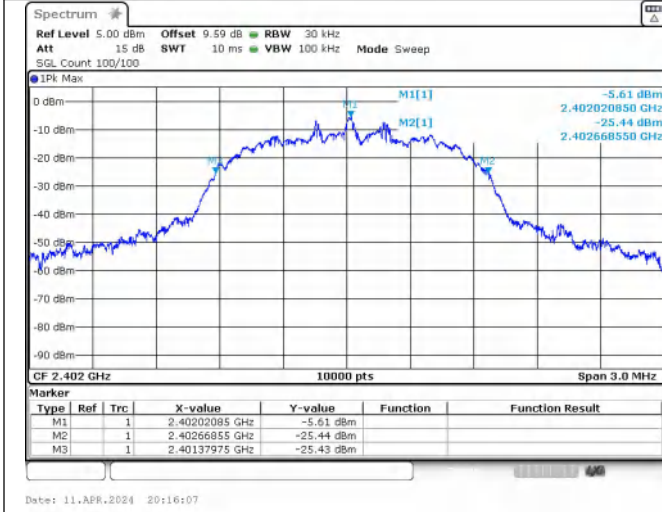
Date: 11.APR.2024 20:09:09

**GFSK\_DH5\_Channel 78**
 **$\pi/4$ DQPSK\_2-DH5\_Channel 0**



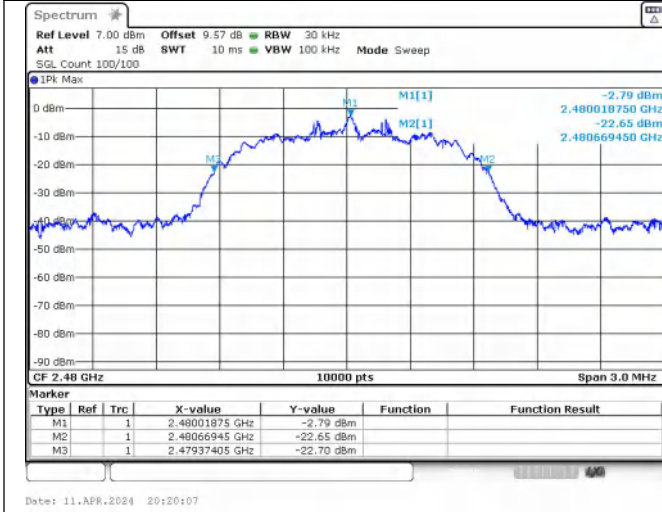
**$\pi$ /4DQPSK\_2-DH5\_Channel 39**

**$\pi$ /4DQPSK\_2-DH5\_Channel 78**



**8DPSK\_3-DH5\_Channel 0**

**8DPSK\_3-DH5\_Channel 39**



**8DPSK\_3-DH5\_Channel 78**

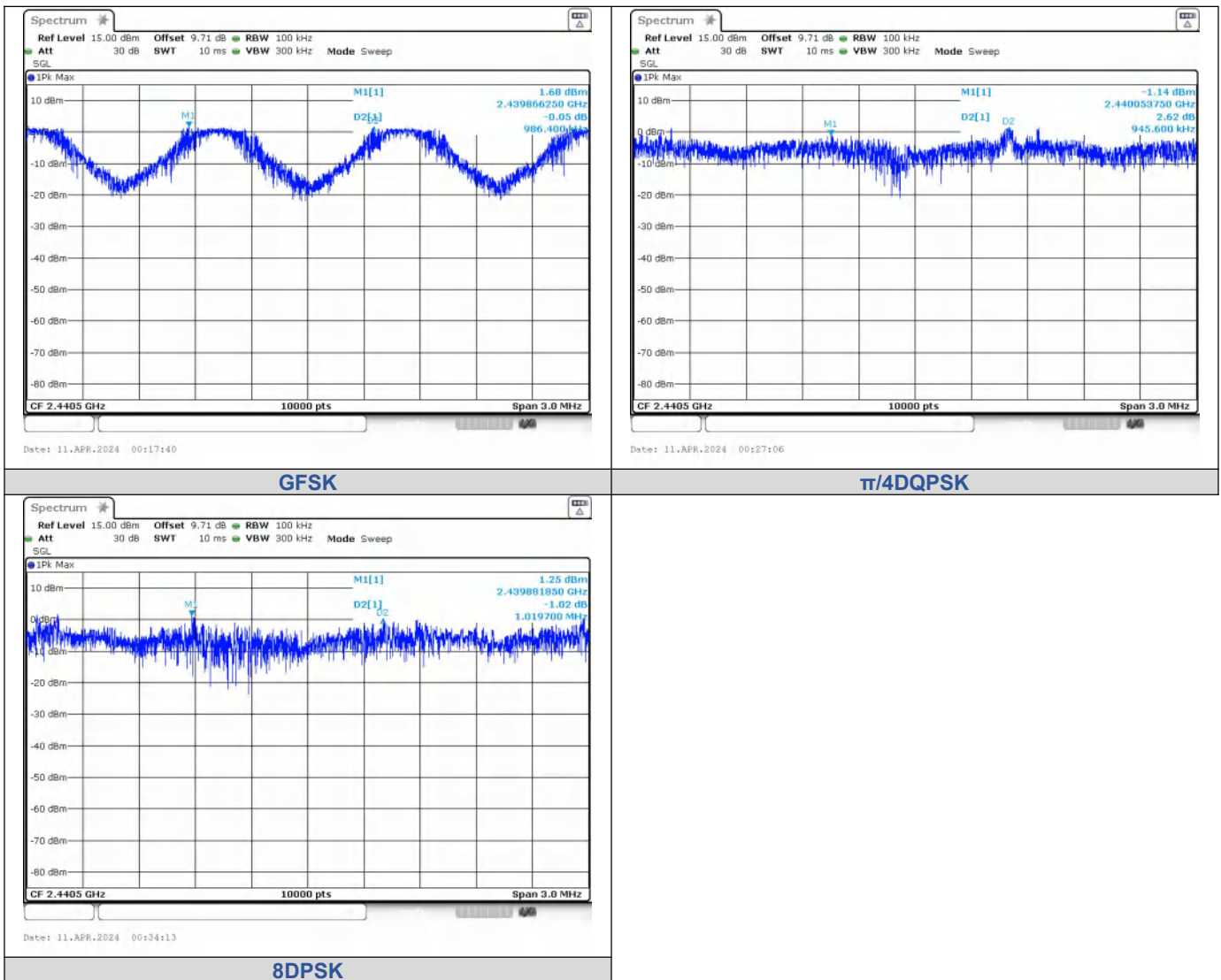
## Carrier Frequencies Separation

### Test Result

Left

Modulation	Packet	Left Center frequency (MHz)	Right Center frequency (MHz)	Hopping Frequency Separation (MHz)	Limit (MHz)	Result
GFSK	DH5	2439.8663	2440.8526	0.9864	0.627	PASS
$\pi/4$ DQPSK	2-DH5	2440.0538	2440.9994	0.9456	0.873	PASS
8DPSK	3-DH5	2439.8819	2440.9016	1.0197	0.853	PASS

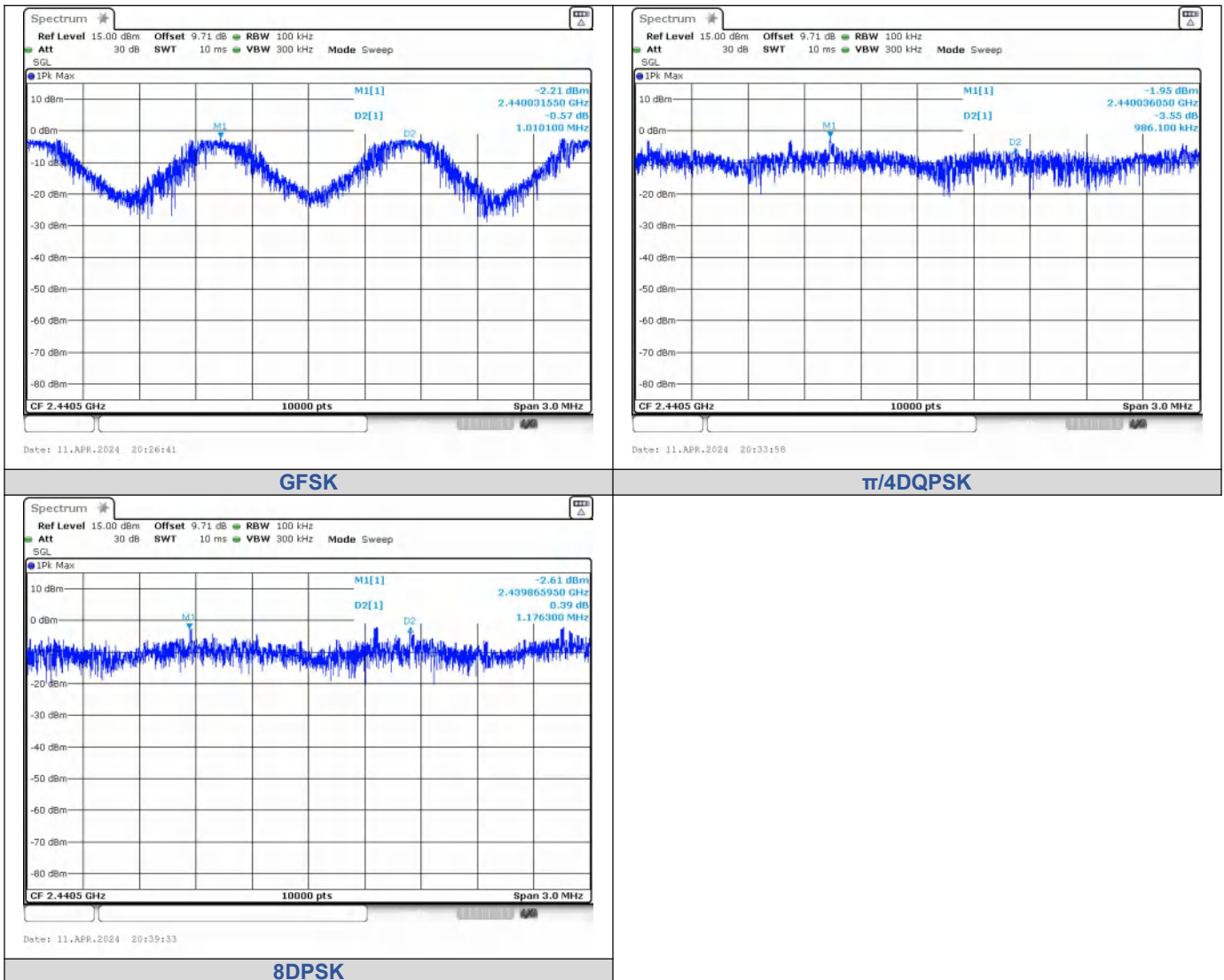
### Test Graphs



Right

**Test Result**

Modulation	Packet	Left Center frequency (MHz)	Right Center frequency (MHz)	Hopping Frequency Separation (MHz)	Limit (MHz)	Result
GFSK	DH5	2440.0316	2441.0417	1.0101	0.667	PASS
$\pi/4$ DQPSK	2-DH5	2440.0361	2441.0221	0.9861	0.853	PASS
8DPSK	3-DH5	2439.8659	2441.0422	1.1763	0.86	PASS

**Test Graphs**


## Conducted Out Of Band Emission

### Test Result

Left

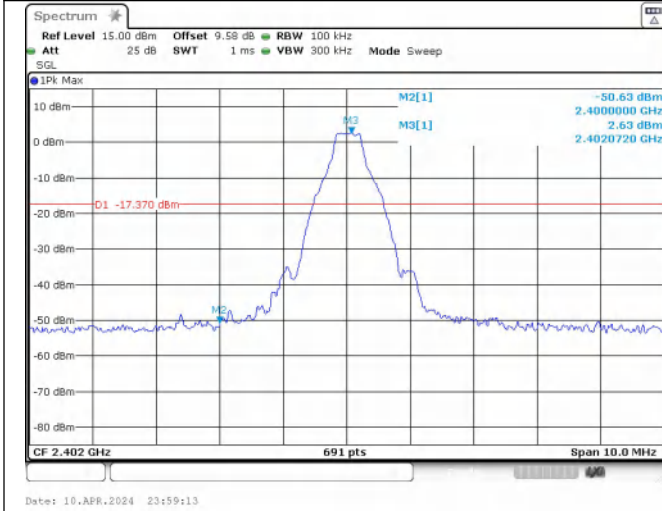
Non-Hopping

Modulation	Packet	Channel	OOB Emission Frequency (MHz)	OOB Emission Level (dBm)	Limit (dBm)	Over Limit (dB)	Result	
GFSK	DH5	0	2400.00	-50.626	-17.37	-33.256	PASS	
			7206.79	-39.086	-17.37	-21.716	PASS	
		39	9763.72	-40.096	-18.19	-21.906	PASS	
			78	2483.50	-52.386	-17.57	-34.816	PASS
				9920.20	-40.568	-17.57	-22.998	PASS
$\pi/4$ DQPSK	2-DH5	0	2400.00	-48.439	-17.49	-30.949	PASS	
			7205.96	-39.044	-17.49	-21.554	PASS	
		39	9763.72	-39.365	-18.09	-21.275	PASS	
			78	2483.50	-52.244	-17.61	-34.634	PASS
				9920.20	-40.150	-17.61	-22.540	PASS
8DPSK	3-DH5	0	2400.00	-49.081	-17.4	-31.681	PASS	
			9608.08	-39.587	-17.4	-22.187	PASS	
		39	9763.72	-40.053	-18.25	-21.803	PASS	
			78	2483.50	-52.732	-17.71	-35.022	PASS
				9920.20	-40.090	-17.71	-22.380	PASS

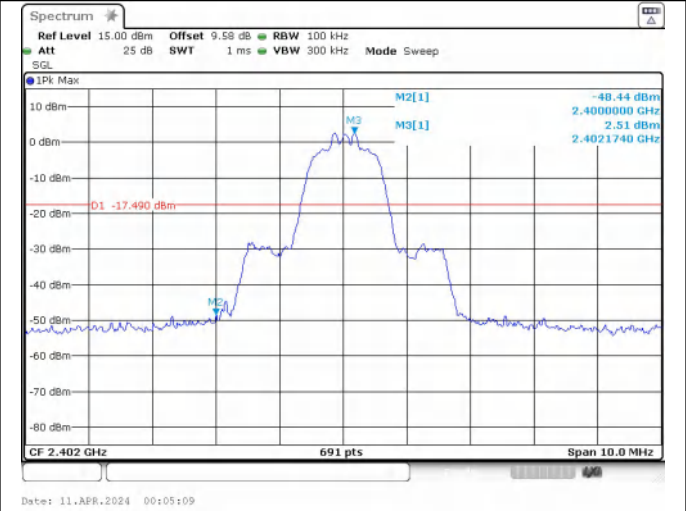
Hopping

Modulation	Packet	Channel	OOB Emission Frequency (MHz)	OOB Emission Level (dBm)	Limit (dBm)	Over Limit (dB)	Result
GFSK	DH5	Hopping	2395.09	-50.168	-17.45	-32.718	PASS
			2400.00	-50.375	-17.45	-32.925	PASS
			2483.50	-50.746	-17.77	-32.976	PASS
			2396.93	-50.230	-17.47	-32.760	PASS
			2400.00	-52.053	-17.47	-34.583	PASS
			2483.50	-51.740	-17.8	-33.940	PASS
$\pi/4$ DQPSK	2-DH5		2398.77	-50.157	-18.3	-31.857	PASS
			2400.00	-52.388	-18.3	-34.088	PASS
			2483.50	-52.184	-18.87	-33.314	PASS
			2395.79	-50.559	-19.17	-31.389	PASS
			2400.00	-51.517	-19.17	-32.347	PASS
			2483.50	-52.819	-17.55	-35.269	PASS
8DPSK	3-DH5		2397.48	-49.674	-17.88	-31.794	PASS
			2400.00	-52.093	-17.88	-34.213	PASS
			2483.50	-51.594	-20.03	-31.564	PASS
			2395.37	-50.886	-17.68	-33.206	PASS
			2400.00	-51.765	-17.68	-34.085	PASS
			2483.50	-52.367	-18.47	-33.897	PASS

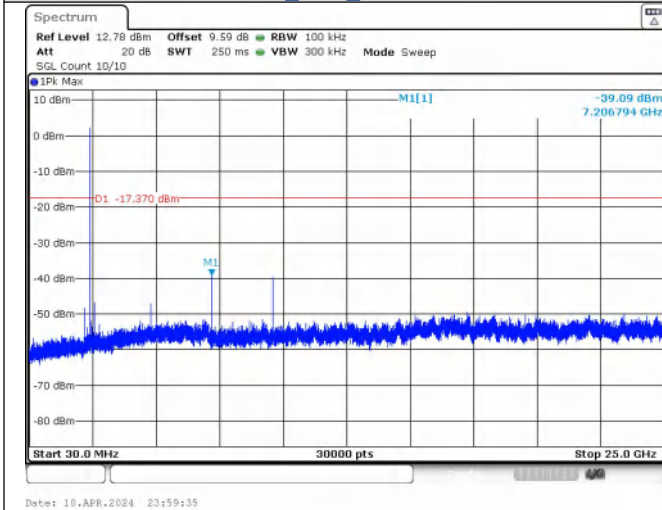
Test Graphs



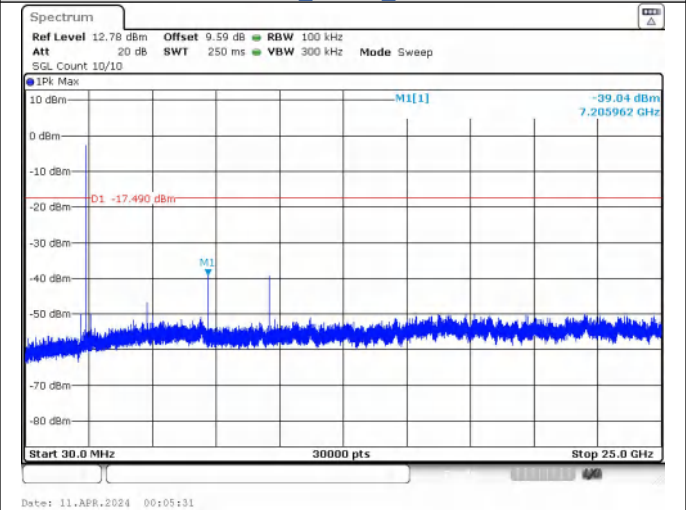
**Out Of Band Emission  
GFSK\_DH5\_Channel 0**



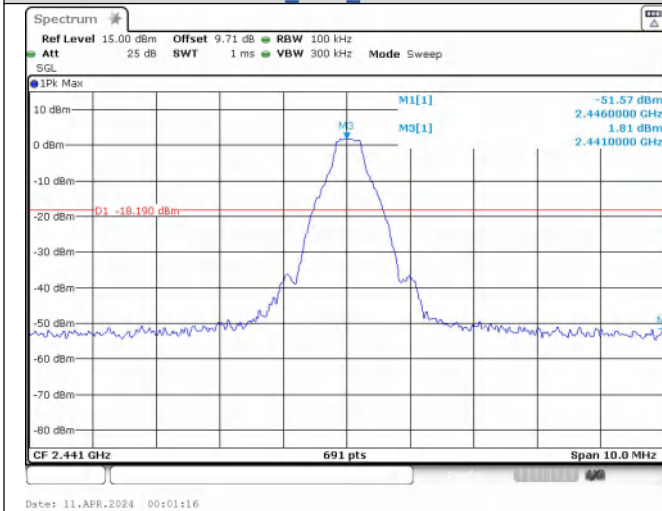
**Out Of Band Emission  
 $\pi/4$ DQPSK\_2-DH5\_Channel 0**



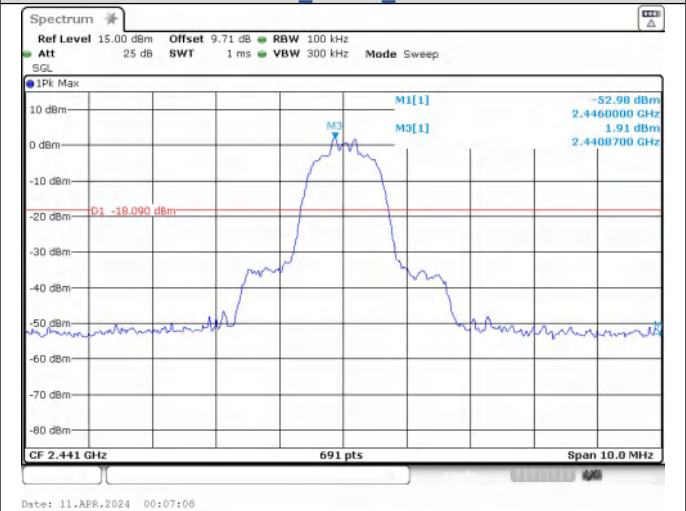
**Spurious Emission  
GFSK\_DH5\_Channel 0**



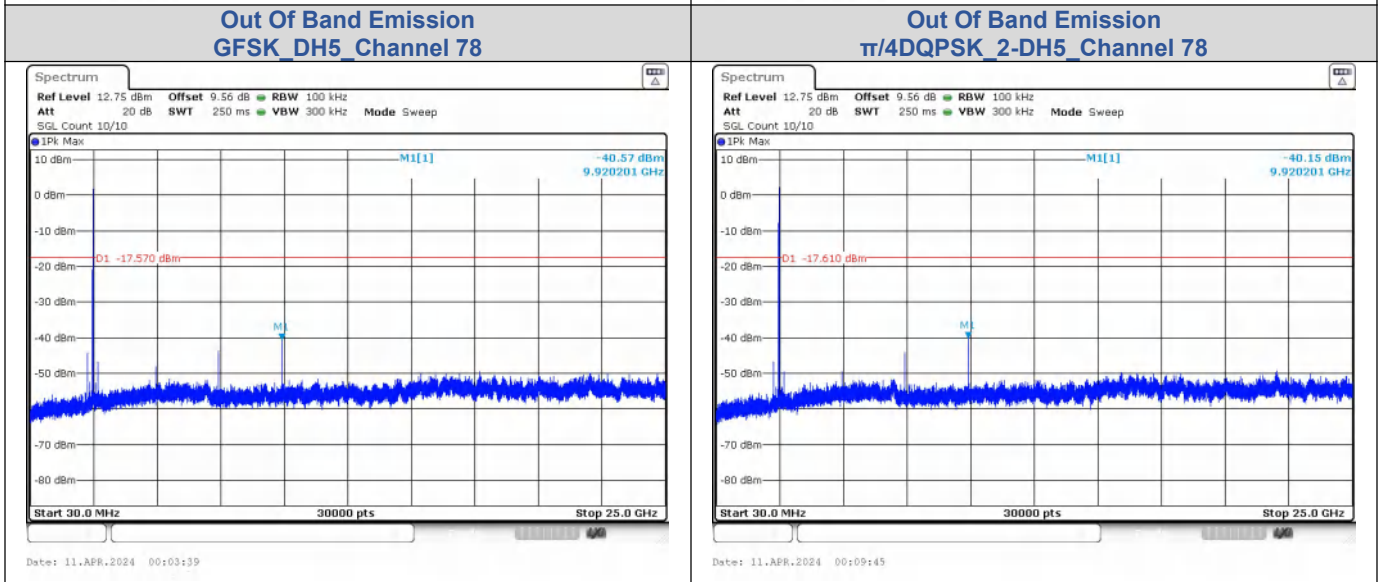
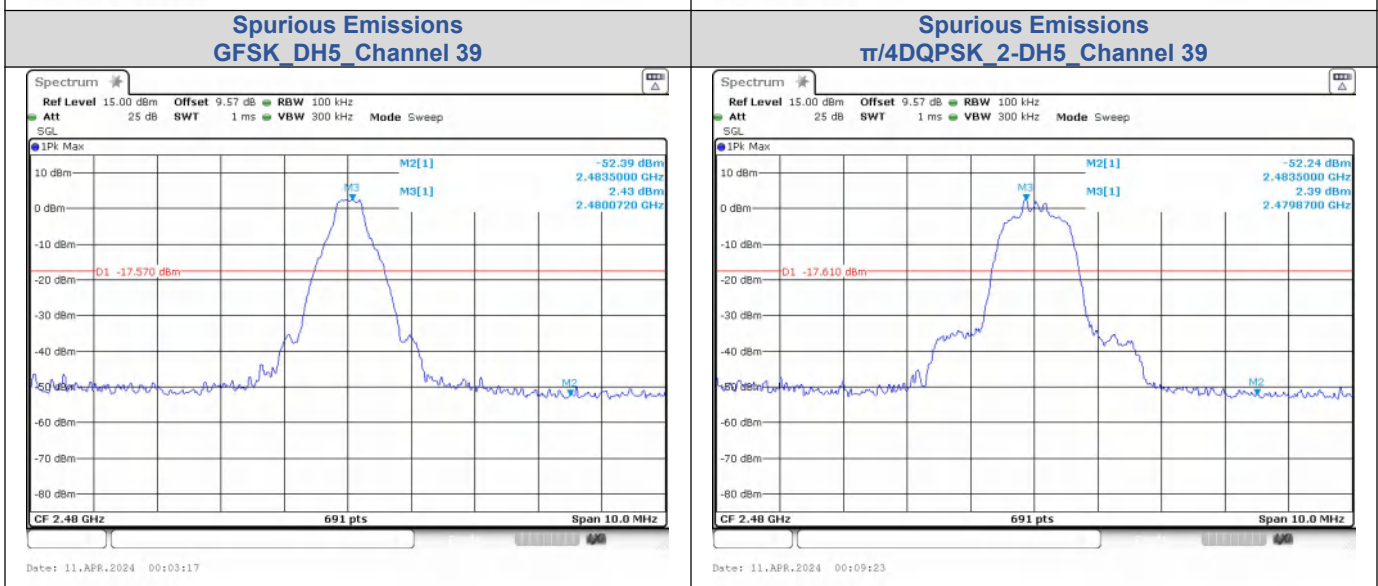
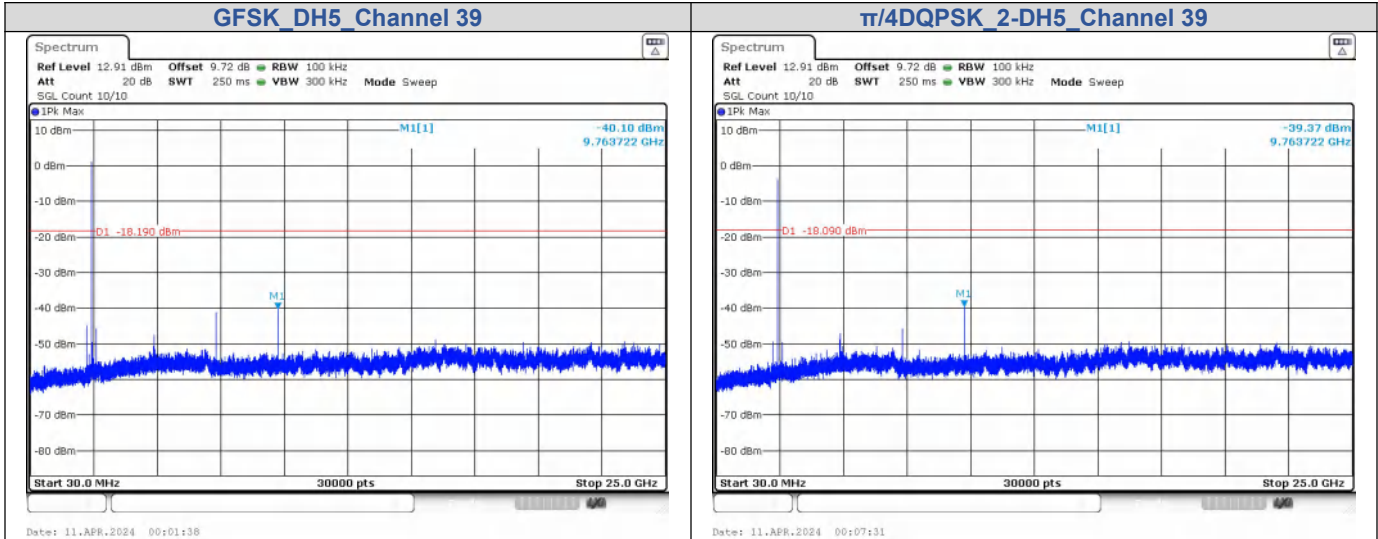
**Spurious Emission  
 $\pi/4$ DQPSK\_2-DH5\_Channel 0**



**Out Of Band Emission**



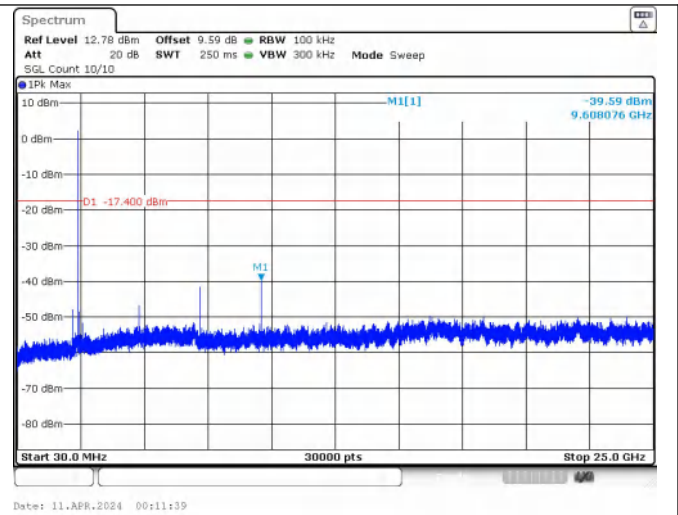
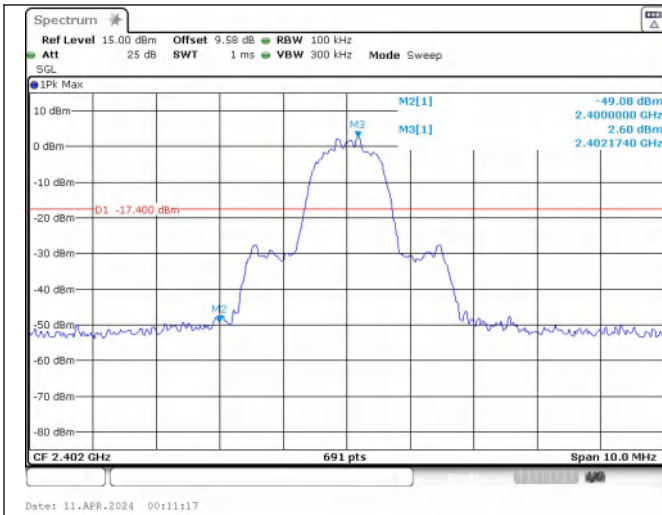
**Out Of Band Emission**





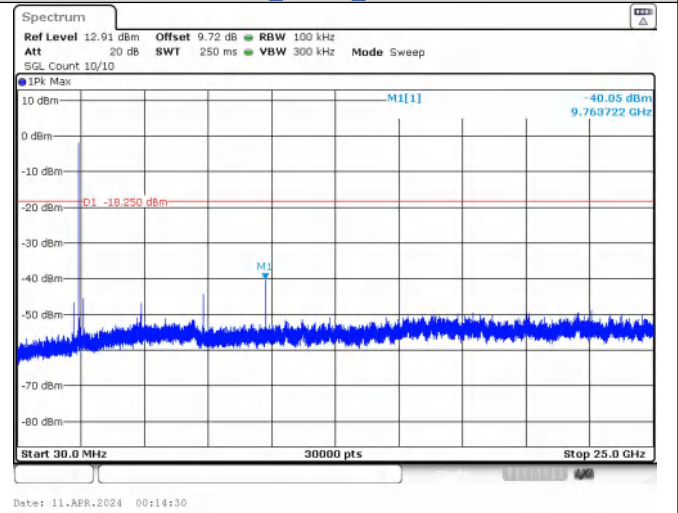
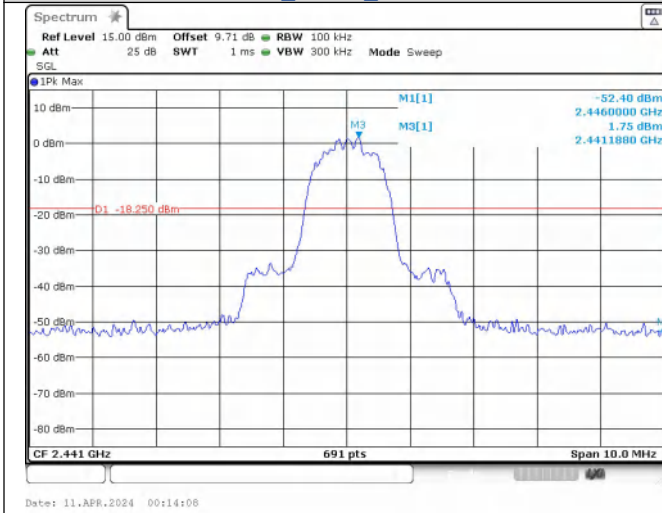
**Spurious Emission**  
**GFSK\_DH5\_Channel 78**

**Spurious Emission**  
 **$\pi/4$ DQPSK\_2-DH5\_Channel 78**



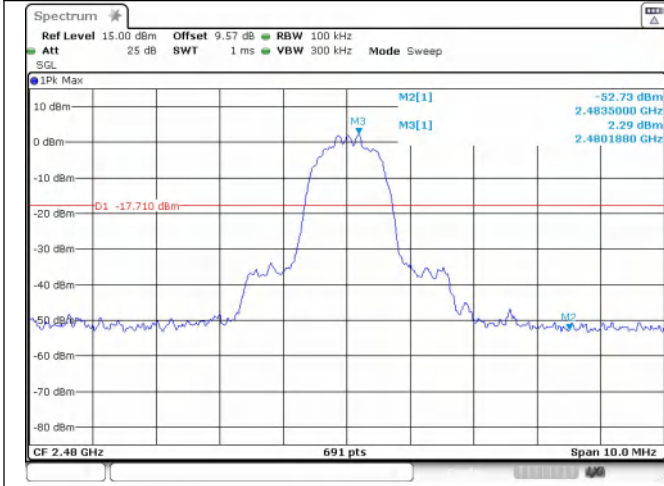
**Out Of Band Emission**  
**8DPSK\_3-DH5\_Channel 0**

**Spurious Emission**  
**8DPSK\_3-DH5\_Channel 0**



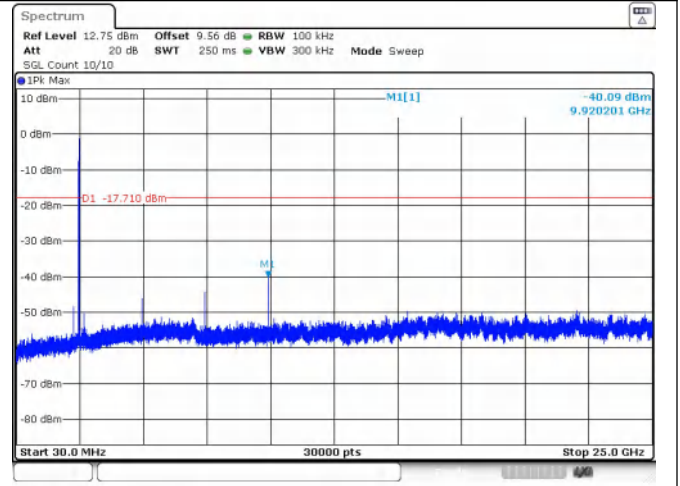
**Out Of Band Emission**  
**8DPSK\_3-DH5\_Channel 39**

**Spurious Emissions**  
**8DPSK\_3-DH5\_Channel 39**



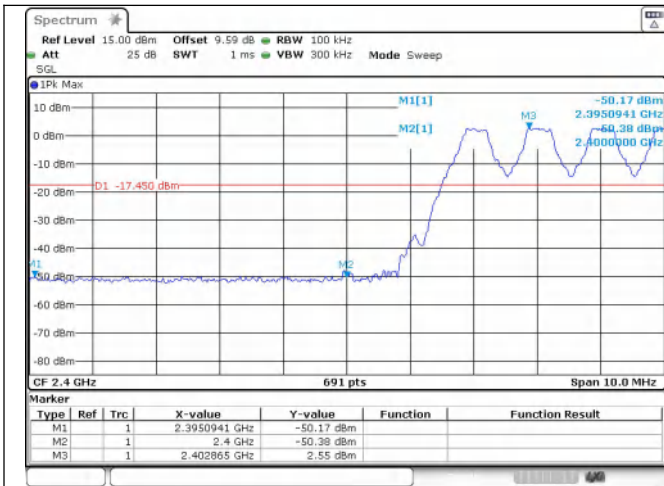
Date: 11.APR.2024 00:16:09

**Out Of Band Emission  
8DPSK\_3-DH5\_Channel 78**



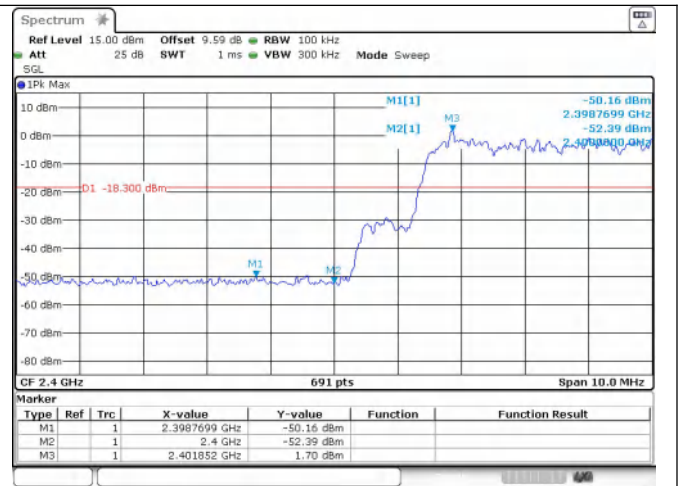
Date: 11.APR.2024 00:16:31

**Spurious Emission  
8DPSK\_3-DH5\_Channel 78**



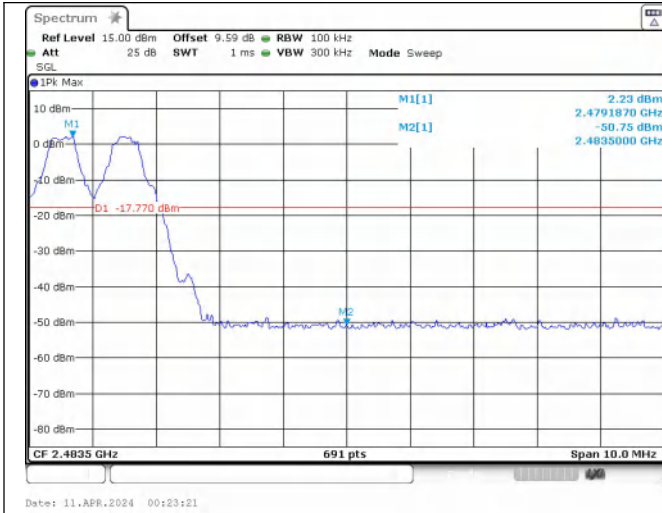
Date: 11.APR.2024 00:21:59

**Out Of Band Emission(Left)  
GFSK\_DH5\_Channel Hopping**

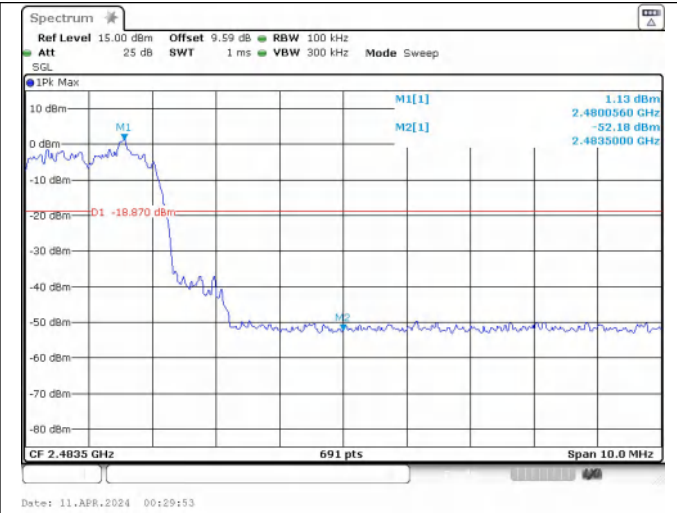


Date: 11.APR.2024 00:29:31

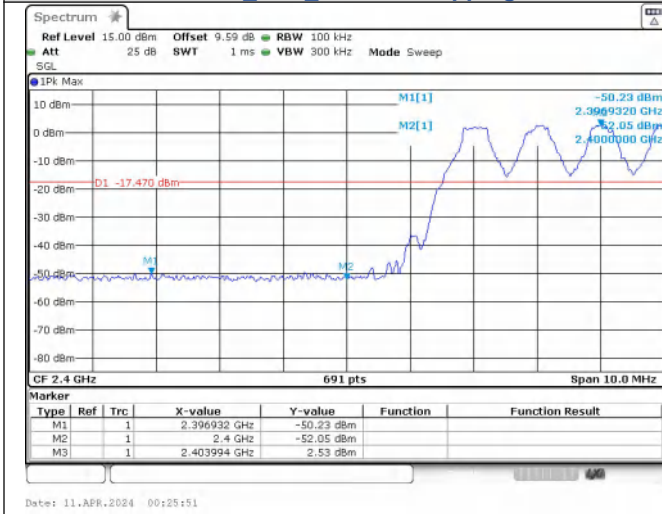
**Out Of Band Emission(Left)  
 $\pi/4$ DQPSK\_2-DH5\_Channel Hopping**



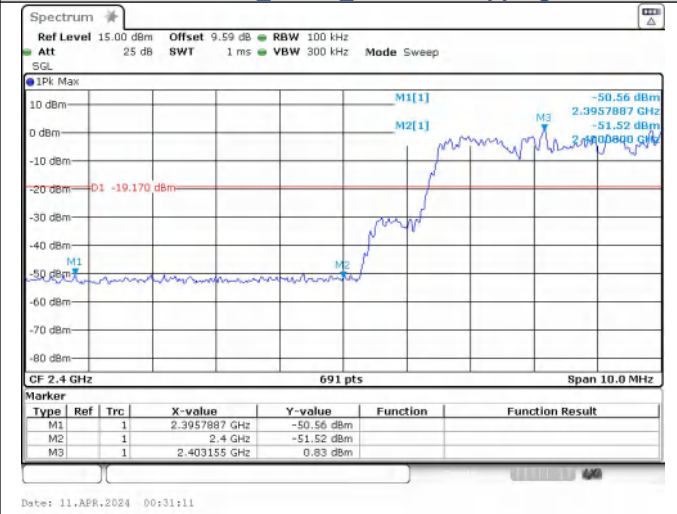
**Out Of Band Emission(Right)  
 GFSK\_DH5\_Channel Hopping**



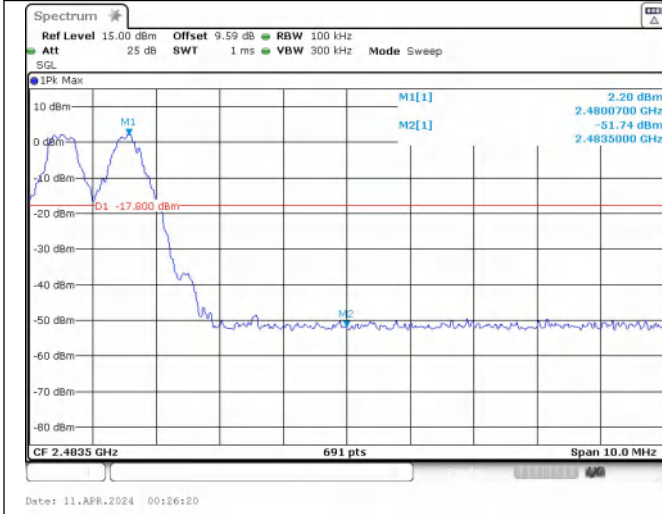
**Out Of Band Emission(Right)  
 $\pi/4$ DQPSK\_2-DH5\_Channel Hopping**



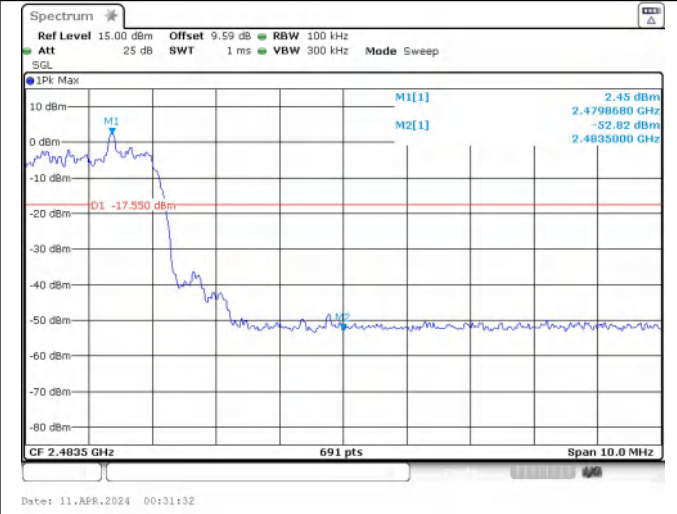
**Out Of Band Emission(Left)  
 GFSK\_DH5\_Channel Hopping**



**Out Of Band Emission(Left)  
 $\pi/4$ DQPSK\_2-DH5\_Channel Hopping**

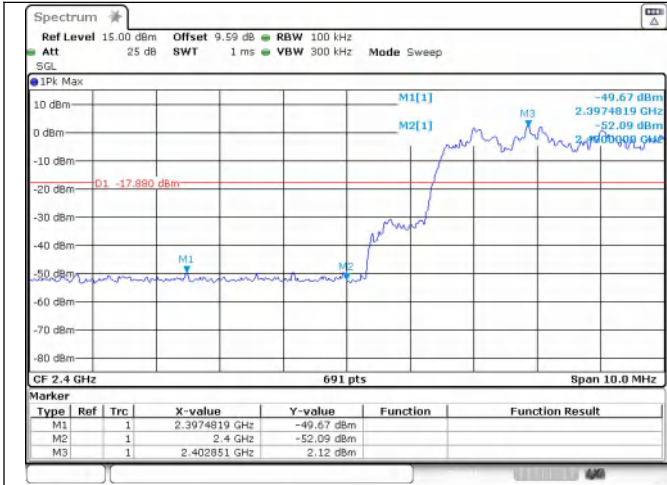


**Out Of Band Emission(Right)**

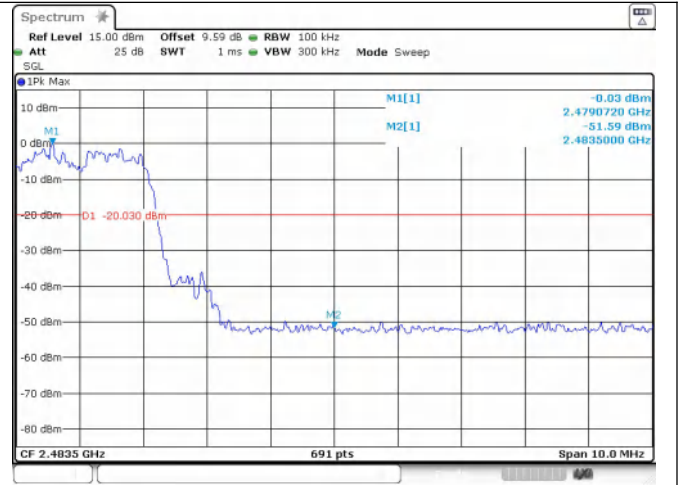


**Out Of Band Emission(Right)**

**GFSK\_DH5\_Channel Hopping**       **$\pi$ /4DQPSK\_2-DH5\_Channel Hopping**



Date: 11.APR.2024 00:37:52



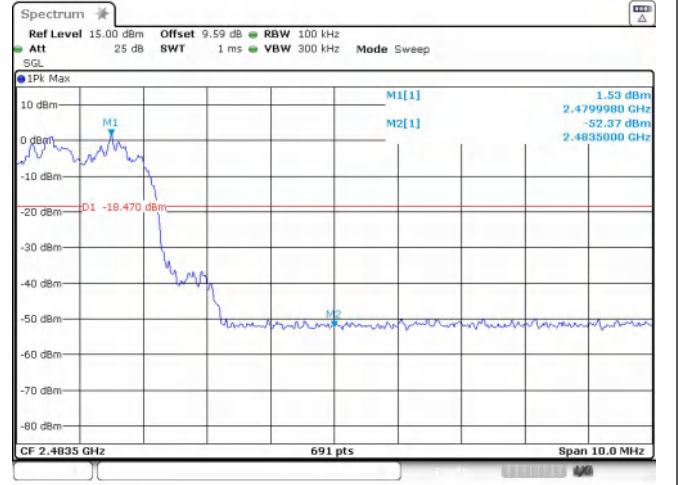
Date: 11.APR.2024 00:38:11

**Out Of Band Emission(Left)**  
**8DPSK\_3-DH5\_Channel Hopping**



Date: 11.APR.2024 00:38:58

**Out Of Band Emission(Right)**  
**8DPSK\_3-DH5\_Channel Hopping**



Date: 11.APR.2024 00:39:24

**Out Of Band Emission(Left)**  
**8DPSK\_3-DH5\_Channel Hopping**

**Out Of Band Emission(Right)**  
**8DPSK\_3-DH5\_Channel Hopping**

Right

**Test Result**

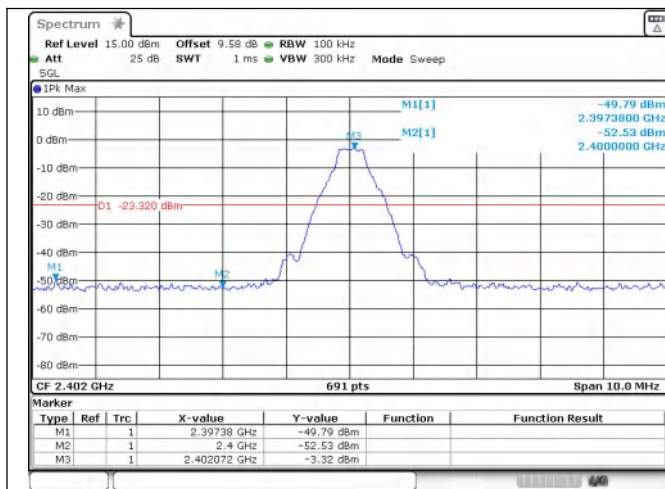
Non-Hopping

Modulation	Packet	Channel	OOB Emission Frequency (MHz)	OOB Emission Level (dBm)	Limit (dBm)	Over Limit (dB)	Result	
GFSK	DH5	0	2400.00	-52.532	-23.32	-29.212	PASS	
			2397.38	-49.794	-23.32	-26.474	PASS	
			7206.00	-41.488	-23.32	-18.168	PASS	
		78	9764.55	-40.126	-21.96	-18.166	PASS	
			2483.50	-52.573	-20.11	-32.463	PASS	
			7439.85	-39.423	-20.11	-19.313	PASS	
$\pi/4$ DQPSK	2-DH5	0	2400.00	-53.071	-23.03	-30.041	PASS	
			2398.87	-51.198	-23.03	-28.168	PASS	
			9608.10	-40.716	-23.03	-17.686	PASS	
		39	9763.72	-39.555	-21.99	-17.565	PASS	
			78	2483.50	-52.784	-20.19	-32.594	PASS
				7439.85	-39.701	-20.19	-19.511	PASS
8DPSK	3-DH5	0	2400.00	-52.075	-23.3	-28.775	PASS	
			2397.92	-50.766	-23.3	-27.466	PASS	
			9608.10	-41.646	-23.3	-18.346	PASS	
		39	9763.72	-39.870	-22.23	-17.640	PASS	
			78	2483.50	-51.067	-20.32	-30.747	PASS
				9920.20	-39.701	-20.32	-19.381	PASS

Hopping

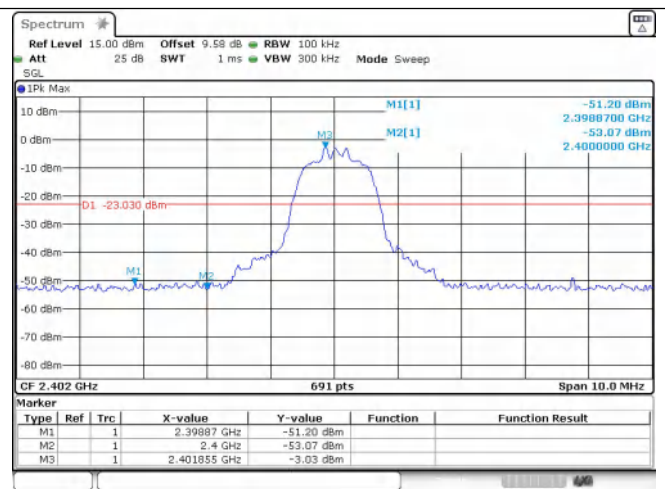
Modulation	Packet	Channel	OOB Emission Frequency (MHz)	OOB Emission Level (dBm)	Limit (dBm)	Over Limit (dB)	Result
GFSK	DH5	Hopping	2396.87	-49.364	-23.16	-26.204	PASS
			2400.00	-51.674	-23.16	-28.514	PASS
			2483.50	-51.942	-20.47	-31.472	PASS
			2395.20	-50.589	-23.23	-27.359	PASS
			2400.00	-51.617	-23.23	-28.387	PASS
			2483.50	-52.317	-20.23	-32.087	PASS
$\pi/4$ DQPSK	2-DH5		2396.01	-50.223	-23.45	-26.773	PASS
			2400.00	-51.191	-23.45	-27.741	PASS
			2483.50	-51.140	-23.03	-28.110	PASS
			2396.80	-50.058	-23.2	-26.858	PASS
			2400.00	-53.299	-23.2	-30.099	PASS
			2483.50	-50.488	-23.45	-27.038	PASS
8DPSK	3-DH5		2397.44	-49.399	-23.37	-26.029	PASS
			2400.00	-52.973	-23.37	-29.603	PASS
			2483.50	-51.937	-21.95	-29.987	PASS
			2398.96	-50.505	-23.25	-27.255	PASS
			2400.00	-52.067	-23.25	-28.817	PASS
			2483.50	-52.798	-21.8	-30.998	PASS

Test Graphs



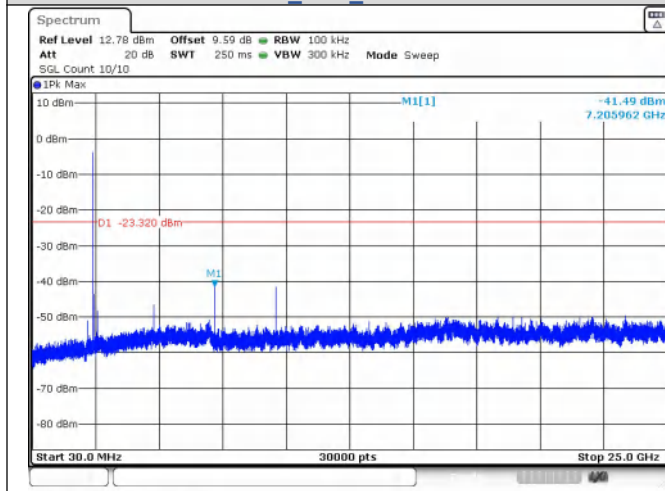
Date: 11.APR.2024 20:03:38

Out Of Band Emission  
GFSK\_DH5\_Channel 0



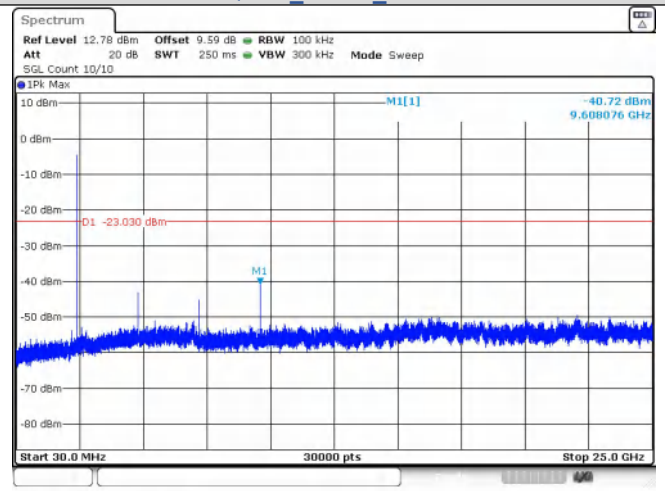
Date: 11.APR.2024 20:09:43

Out Of Band Emission  
pi/4DQPSK\_2-DH5\_Channel 0



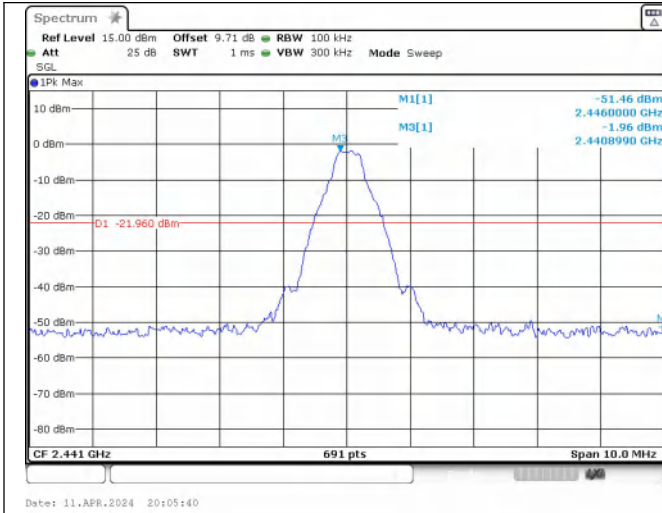
Date: 11.APR.2024 20:04:00

Spurious Emission  
GFSK\_DH5\_Channel 0

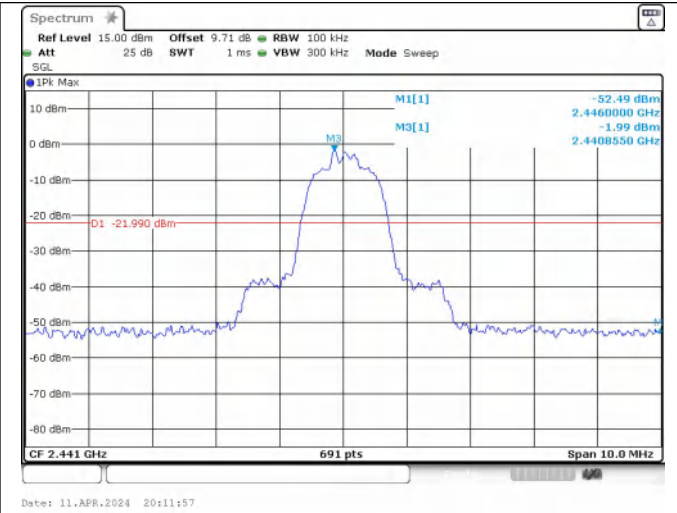


Date: 11.APR.2024 20:10:05

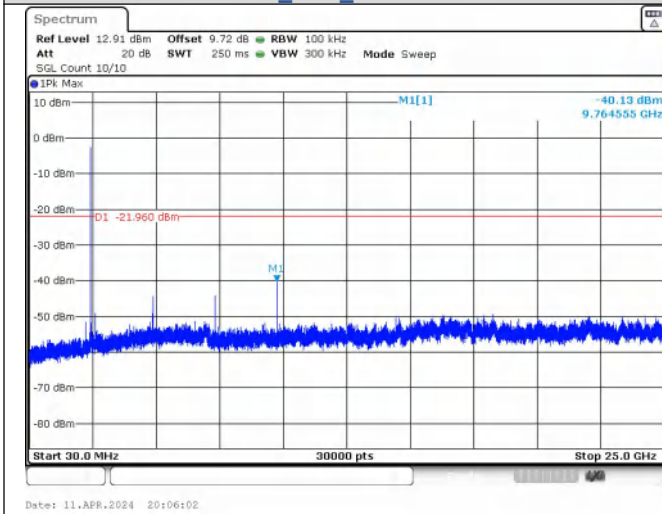
Spurious Emission  
pi/4DQPSK\_2-DH5\_Channel 0



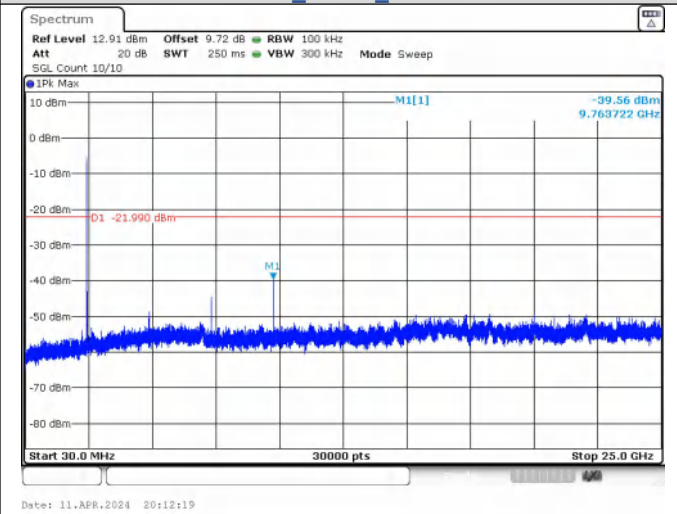
**Out Of Band Emission  
GFSK\_DH5\_Channel 39**



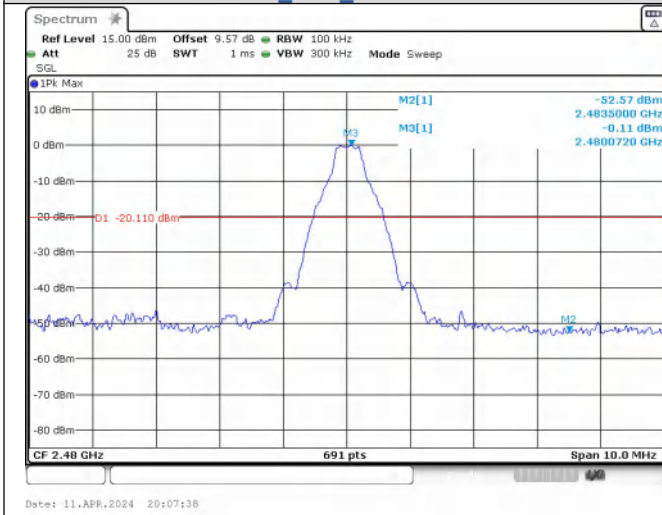
**Out Of Band Emission  
 $\pi/4$ DQPSK\_2-DH5\_Channel 39**



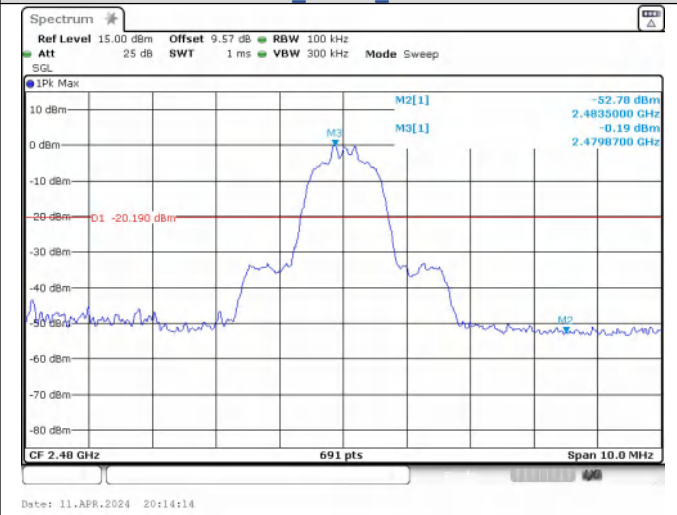
**Spurious Emissions  
GFSK\_DH5\_Channel 39**



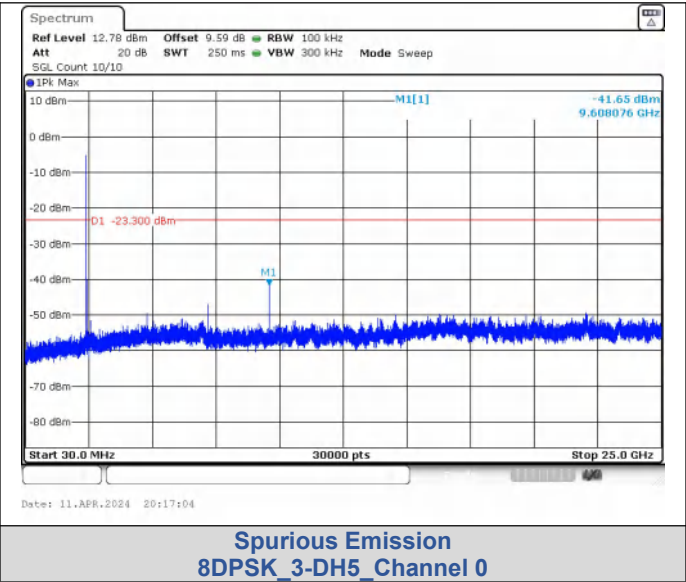
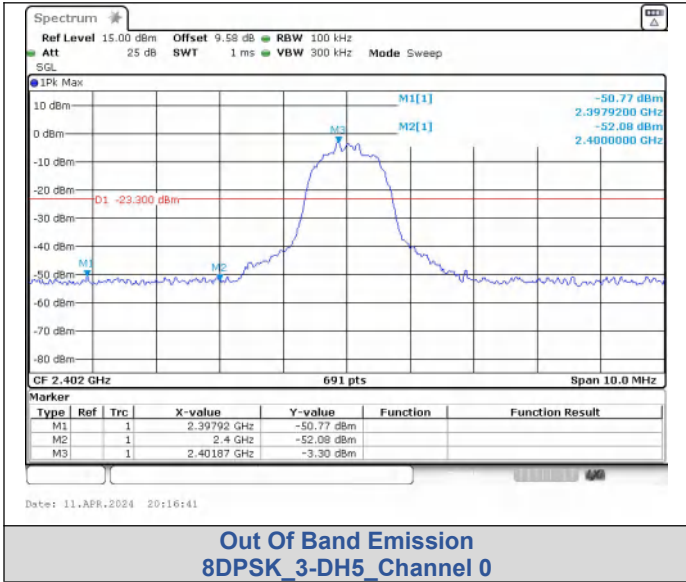
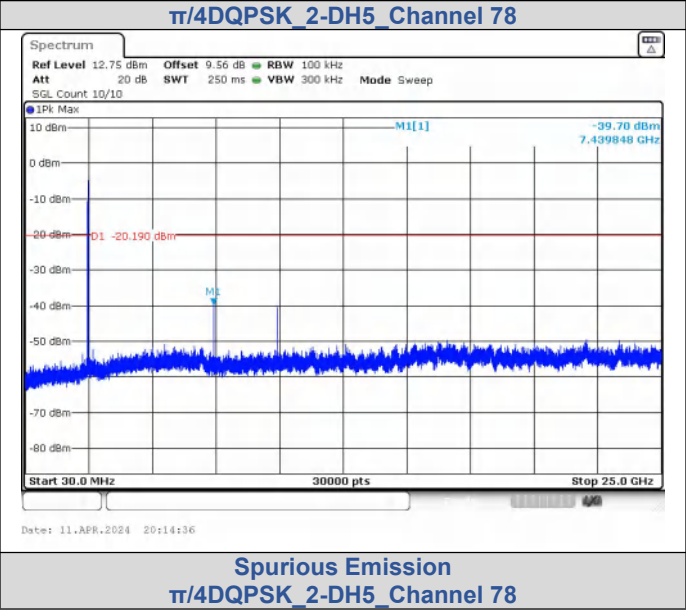
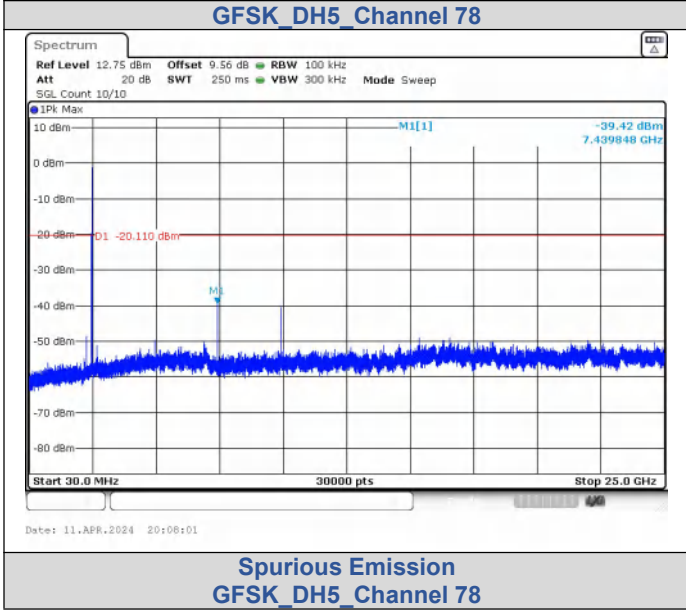
**Spurious Emissions  
 $\pi/4$ DQPSK\_2-DH5\_Channel 39**



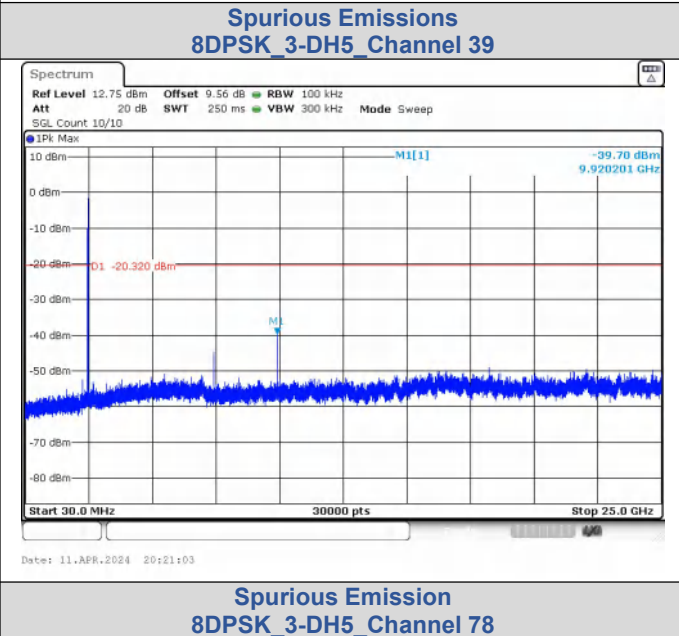
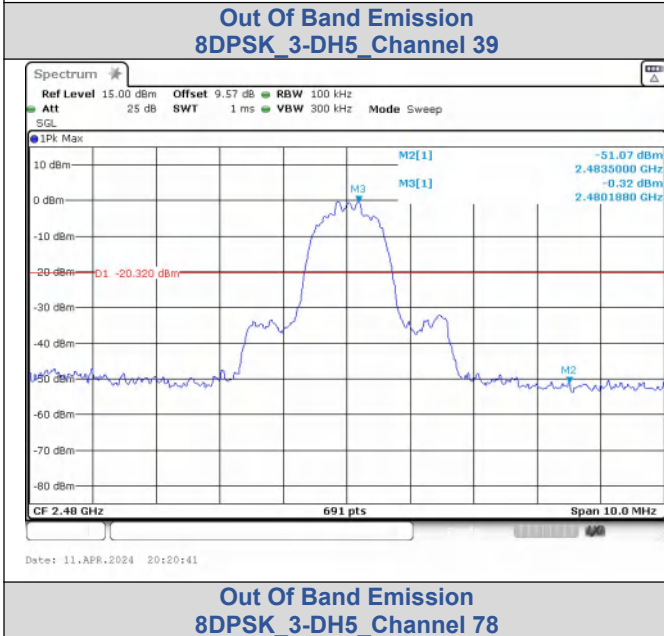
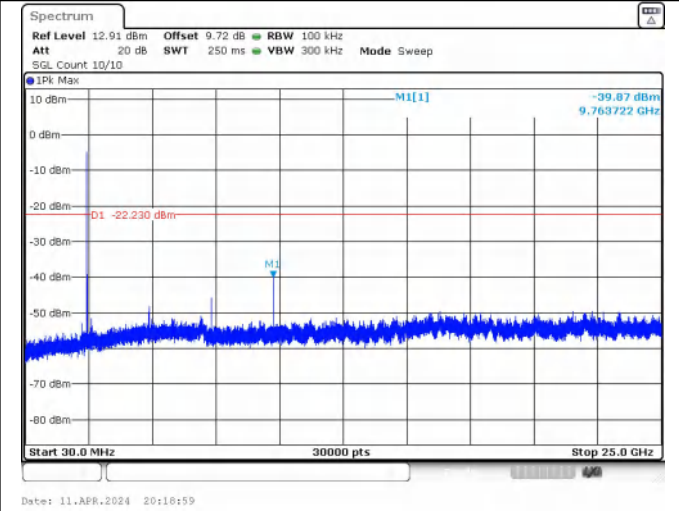
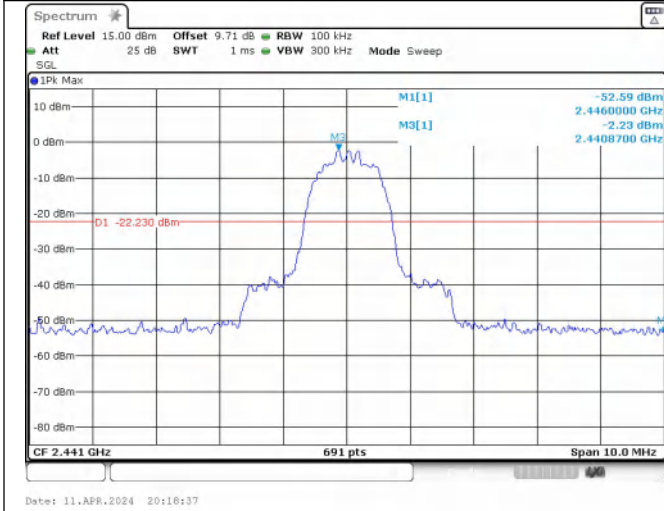
**Out Of Band Emission**

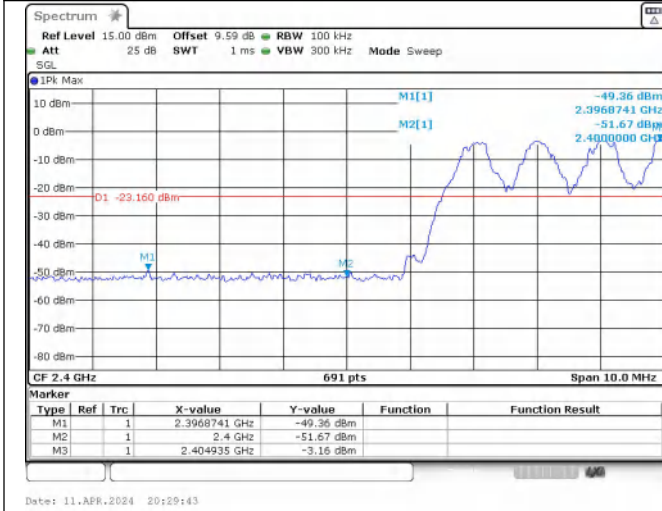


**Out Of Band Emission**

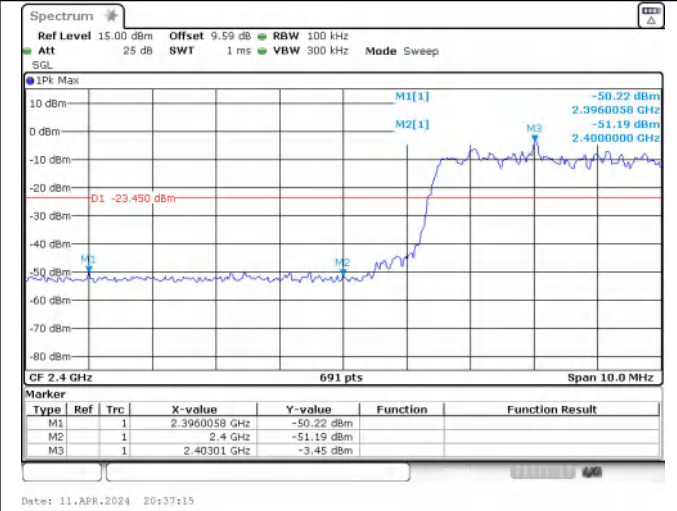




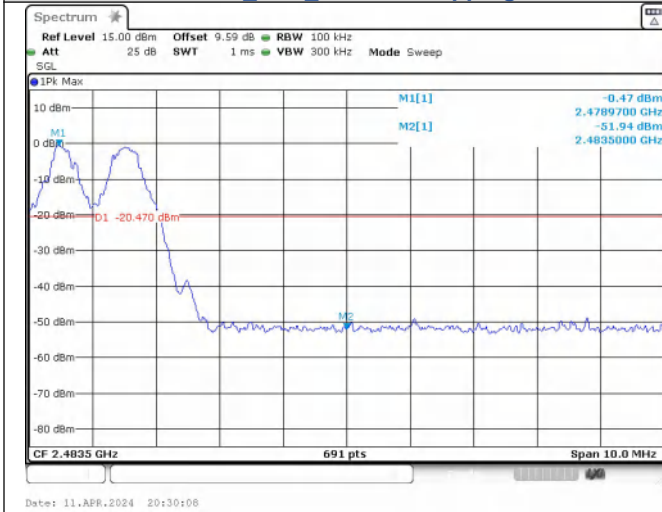




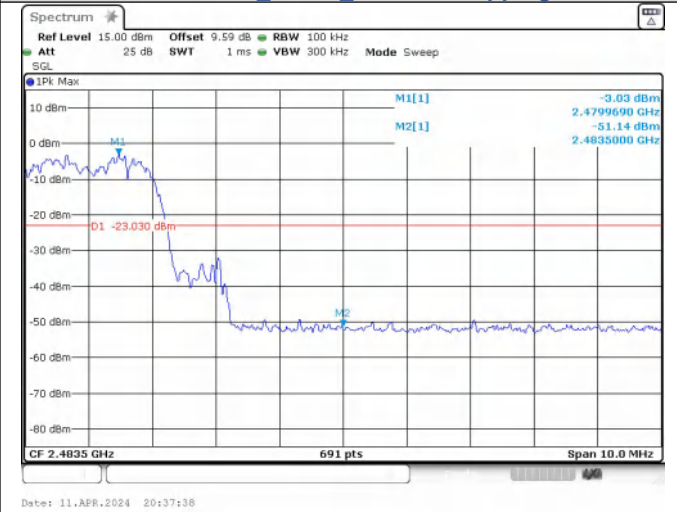
Out Of Band Emission(Left)  
GFSK\_DH5\_Channel Hopping



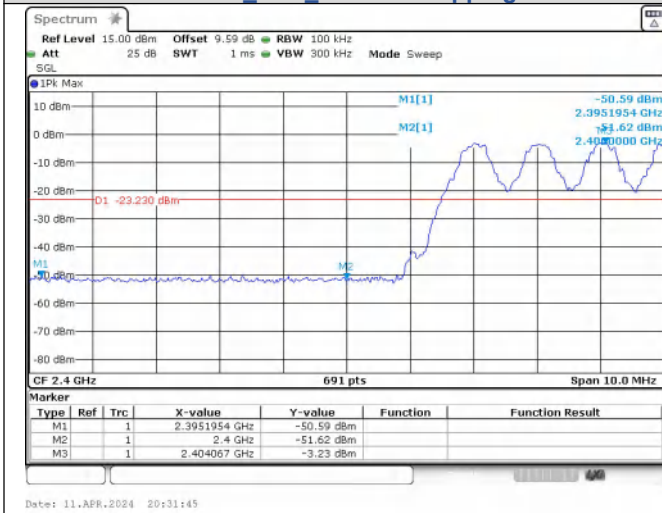
Out Of Band Emission(Left)  
 $\pi/4$ DQPSK\_2-DH5\_Channel Hopping



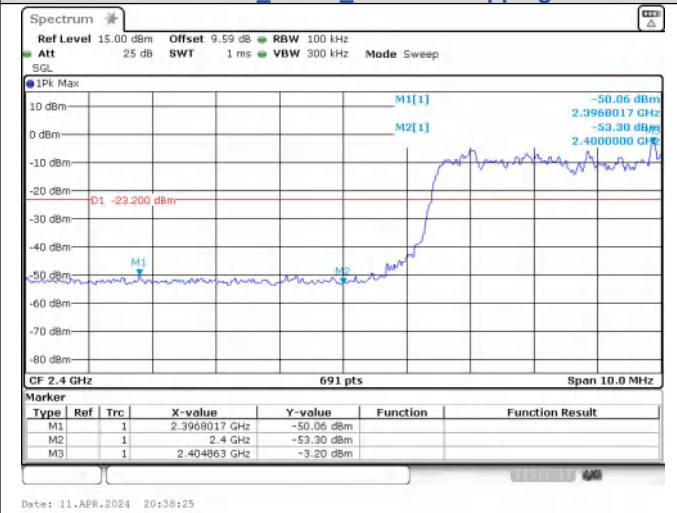
Out Of Band Emission(Right)  
GFSK\_DH5\_Channel Hopping



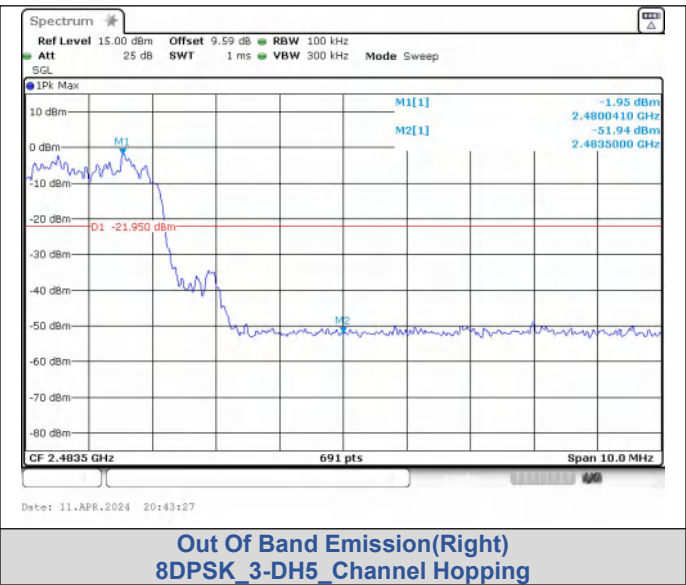
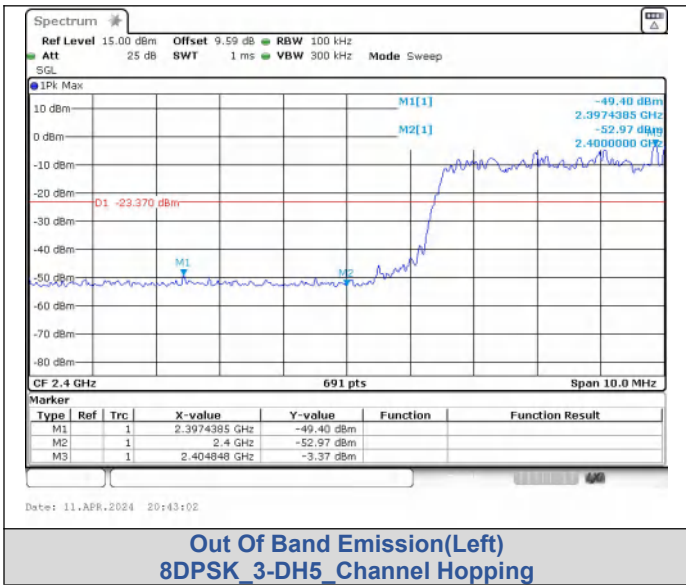
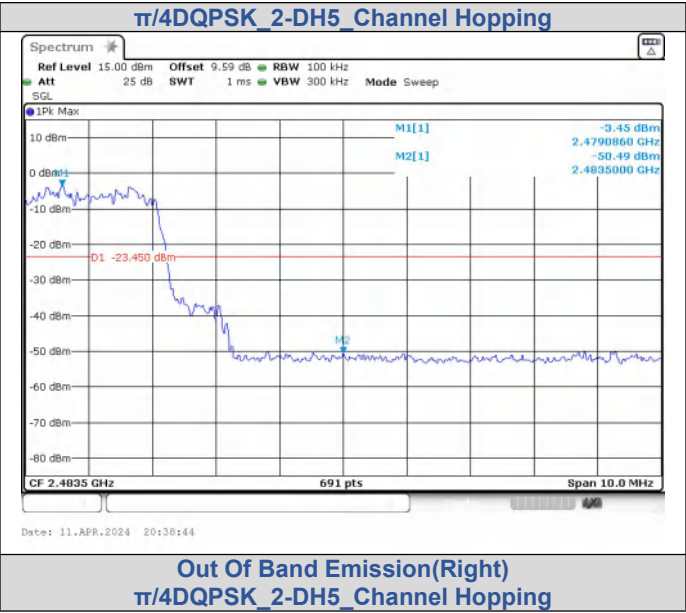
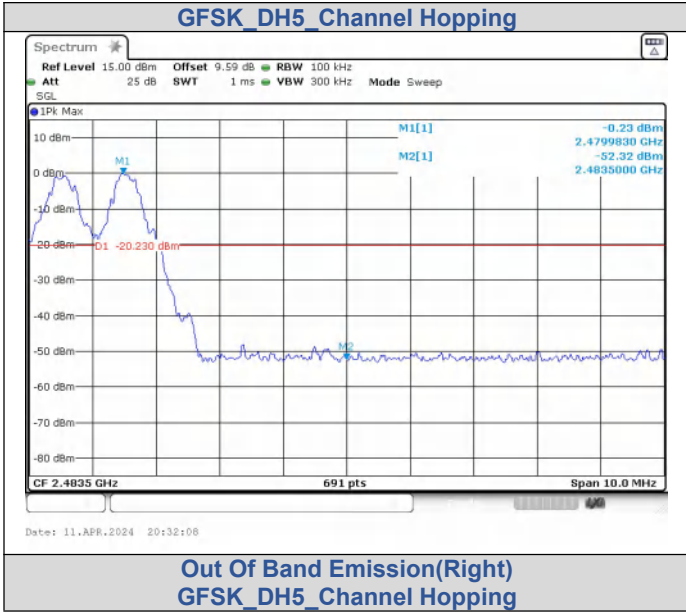
Out Of Band Emission(Right)  
 $\pi/4$ DQPSK\_2-DH5\_Channel Hopping

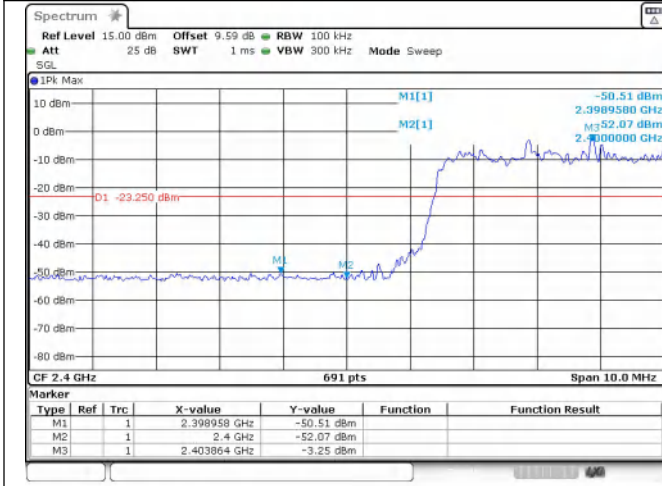


Out Of Band Emission(Left)

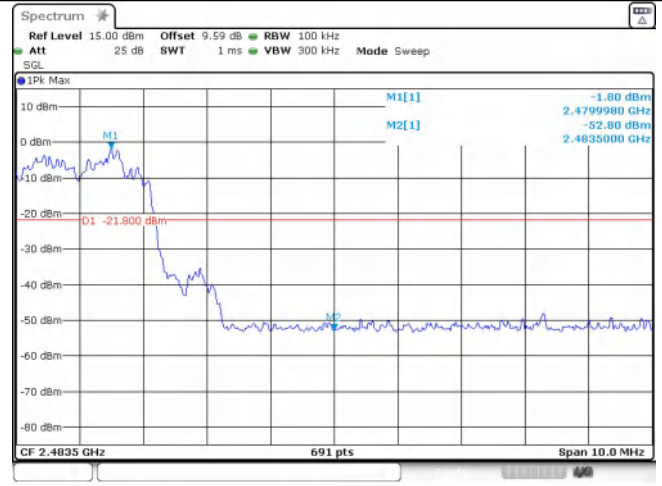


Out Of Band Emission(Left)





**Out Of Band Emission(Left)  
8DPSK\_3-DH5\_Channel Hopping**



**Out Of Band Emission(Right)  
8DPSK\_3-DH5\_Channel Hopping**

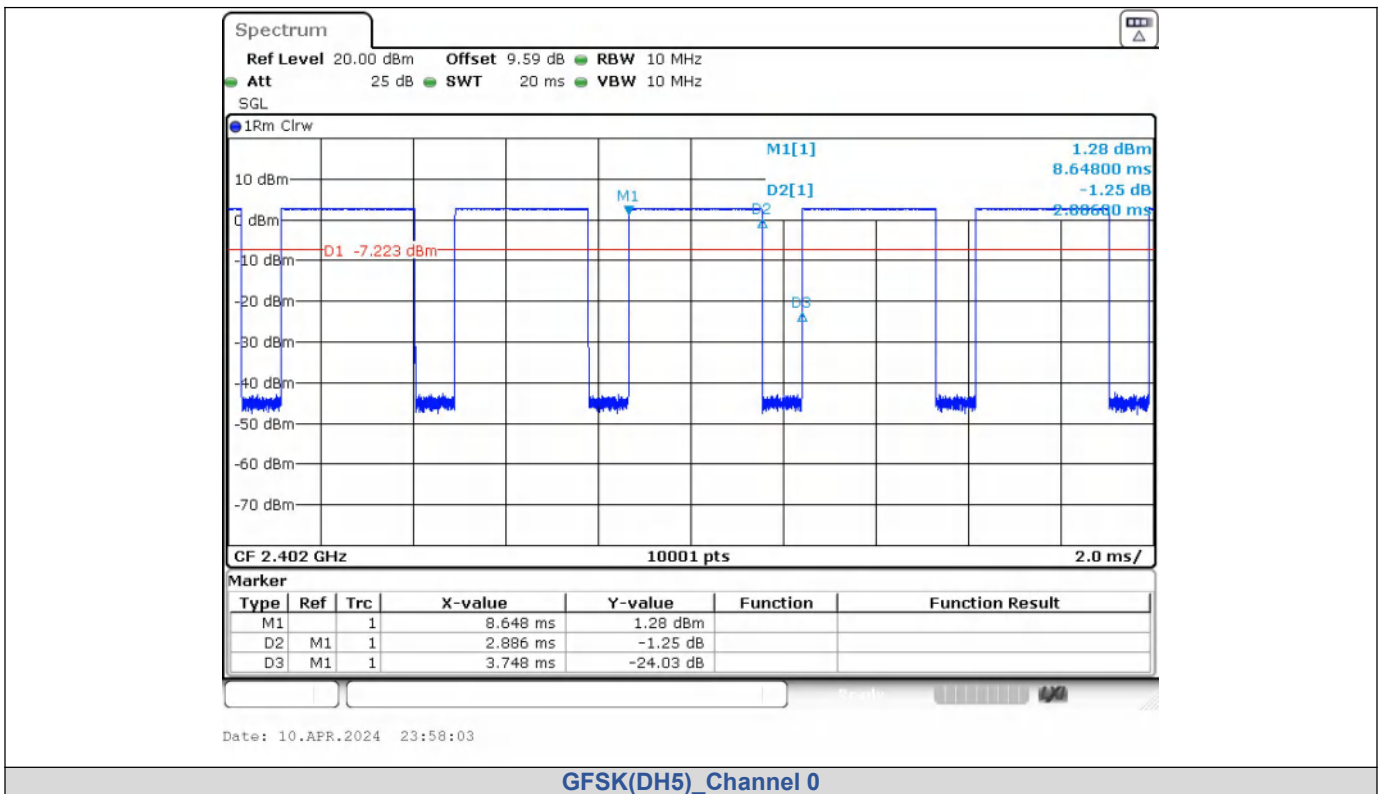
## Duty Cycle

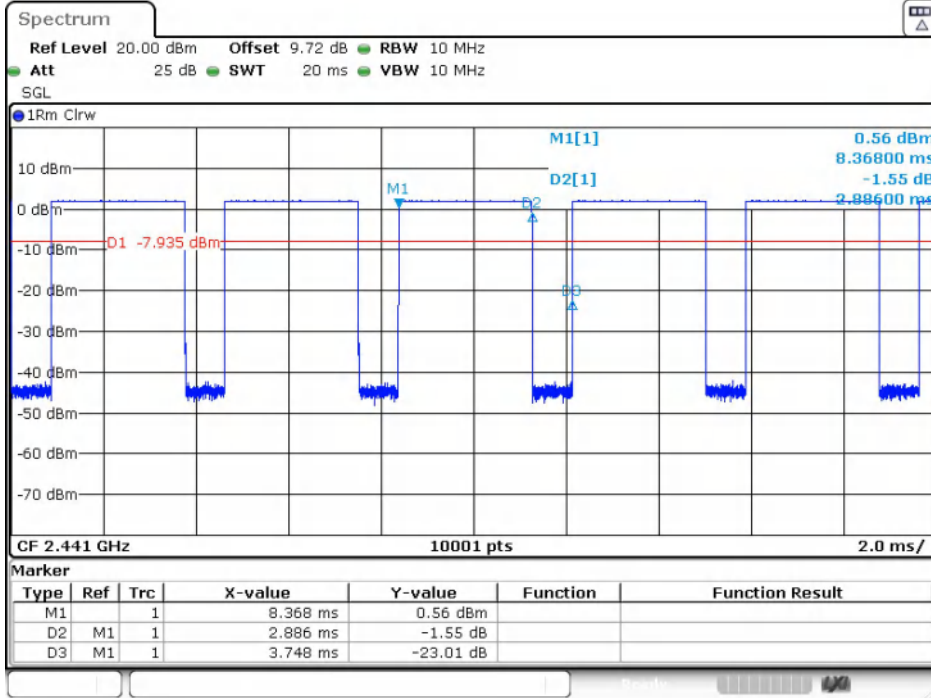
Left

### Test Result

Modulation	Packets	Channel	On Time (ms)	Period (ms)	Duty Cycle (%)	Duty Cycle (linear)	Duty Cycle Factor (dB)	1/T
GFSK	DH5	0	2.886	3.748	77.00	0.7700	1.1351	0.35
		39	2.886	3.748	77.00	0.7700	1.1351	0.35
		78	2.888	3.748	77.05	0.7705	1.1323	0.35
$\pi/4$ DQPSK	2-DH5	0	2.892	3.748	77.16	0.7716	1.1261	0.35
		39	2.890	3.748	77.11	0.7711	1.1289	0.35
		78	2.890	3.748	77.11	0.7711	1.1289	0.35
8DPSK	3-DH5	0	2.894	3.748	77.21	0.7721	1.1233	0.35
		39	2.892	3.748	77.16	0.7716	1.1261	0.35
		78	2.894	3.748	77.21	0.7721	1.1233	0.35

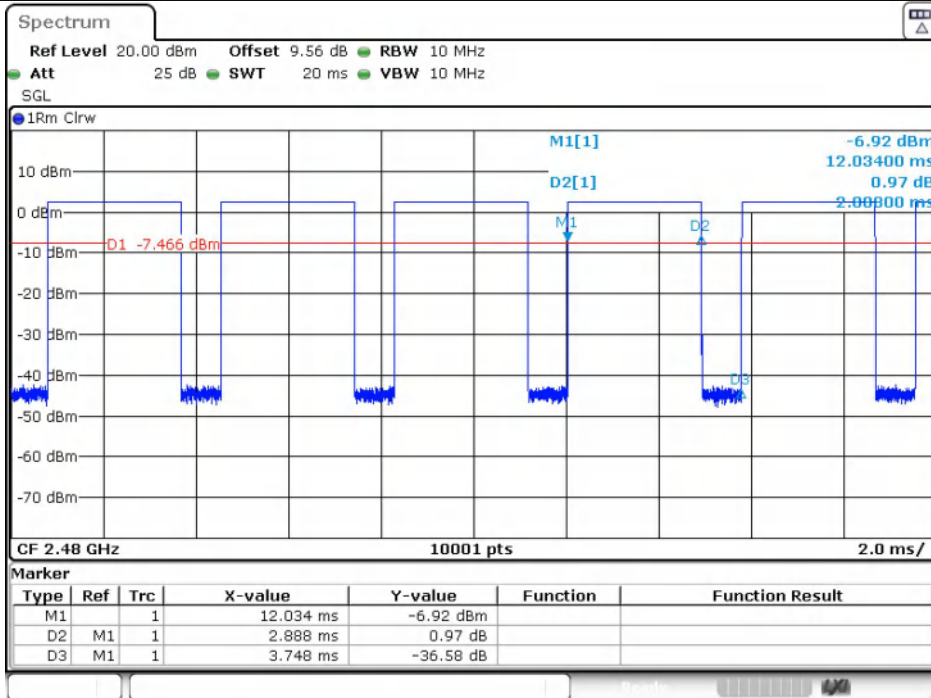
### Test Graphs





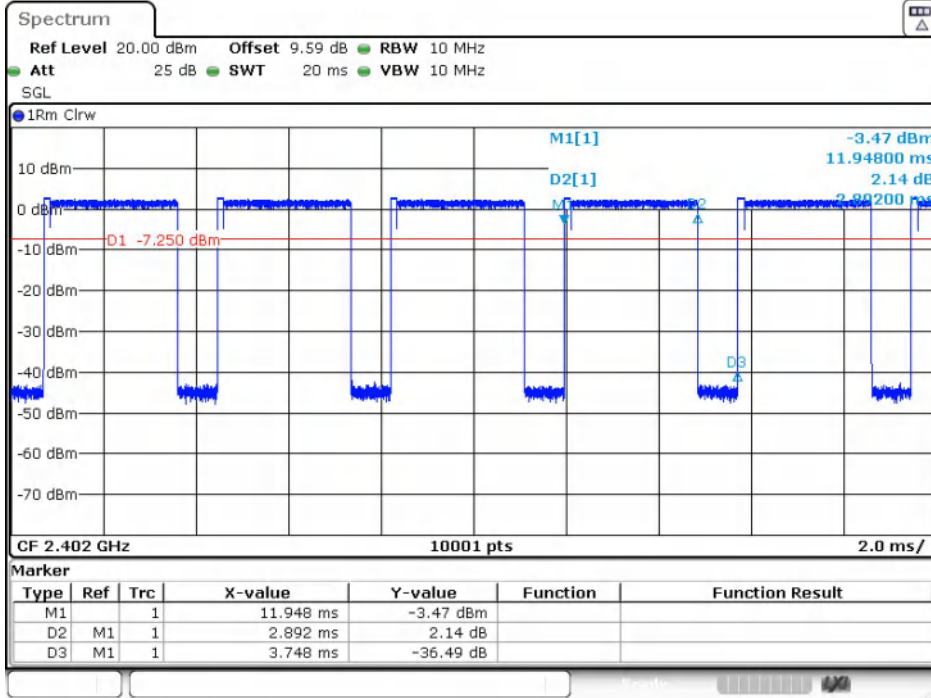
Date: 11.APR.2024 00:00:11

GFSK(DH5)\_Channel 39



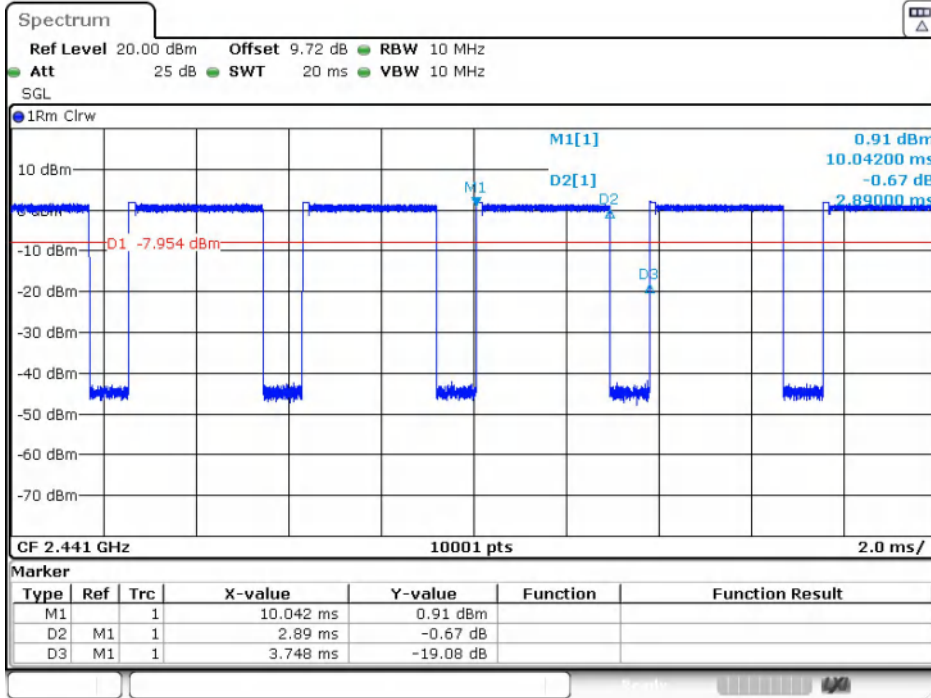
Date: 11.APR.2024 00:02:07

GFSK(DH5)\_Channel 78



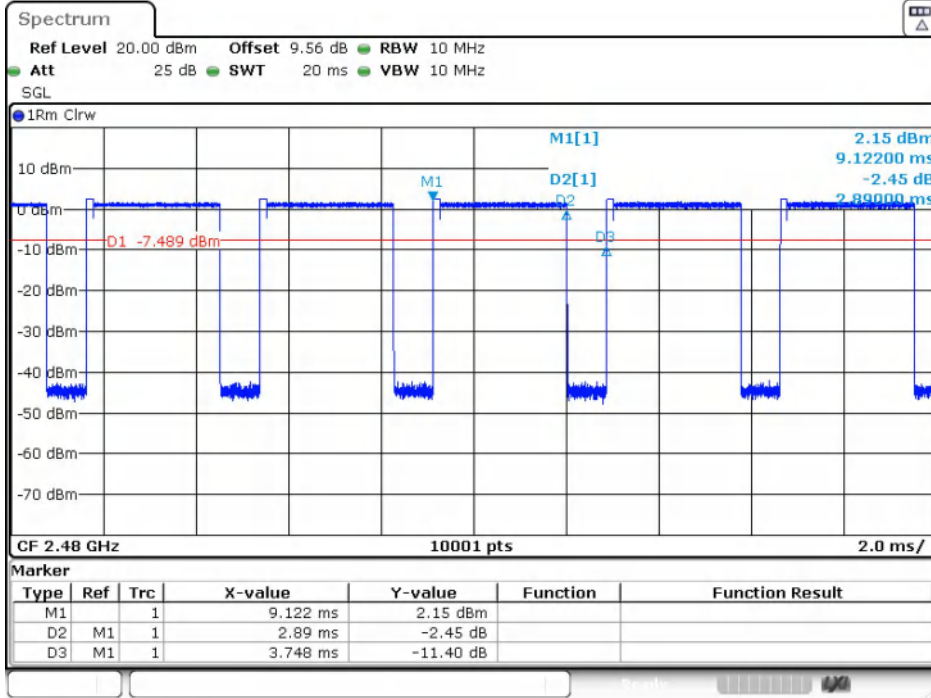
Date: 11.APR.2024 00:04:09

$\pi/4$ DQPSK(2-DH5)\_Channel 0



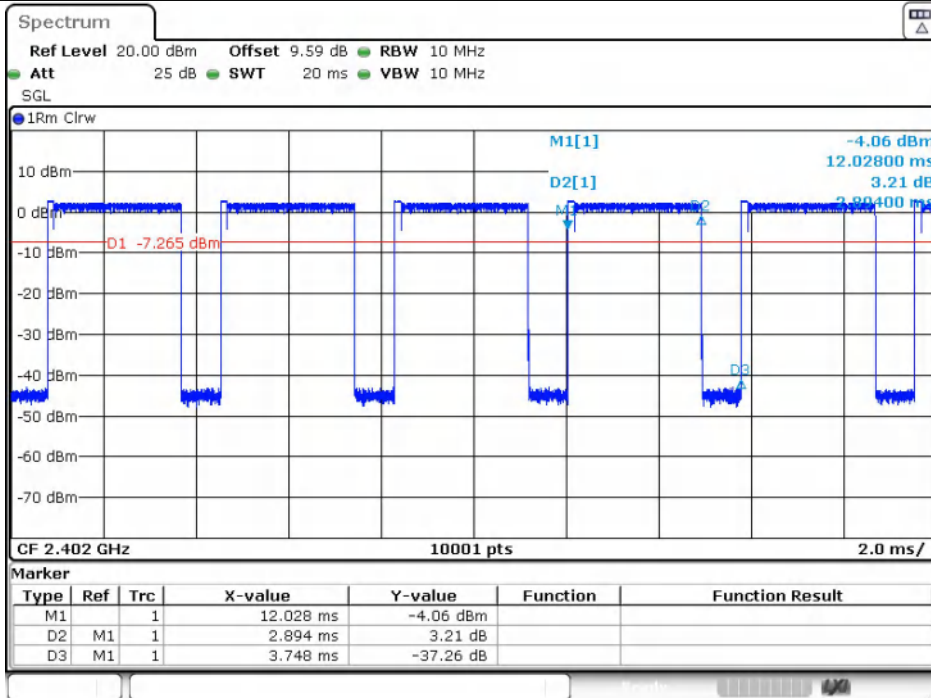
Date: 11.APR.2024 00:06:03

$\pi/4$ DQPSK(2-DH5)\_Channel 39



Date: 11.APR.2024 00:08:23

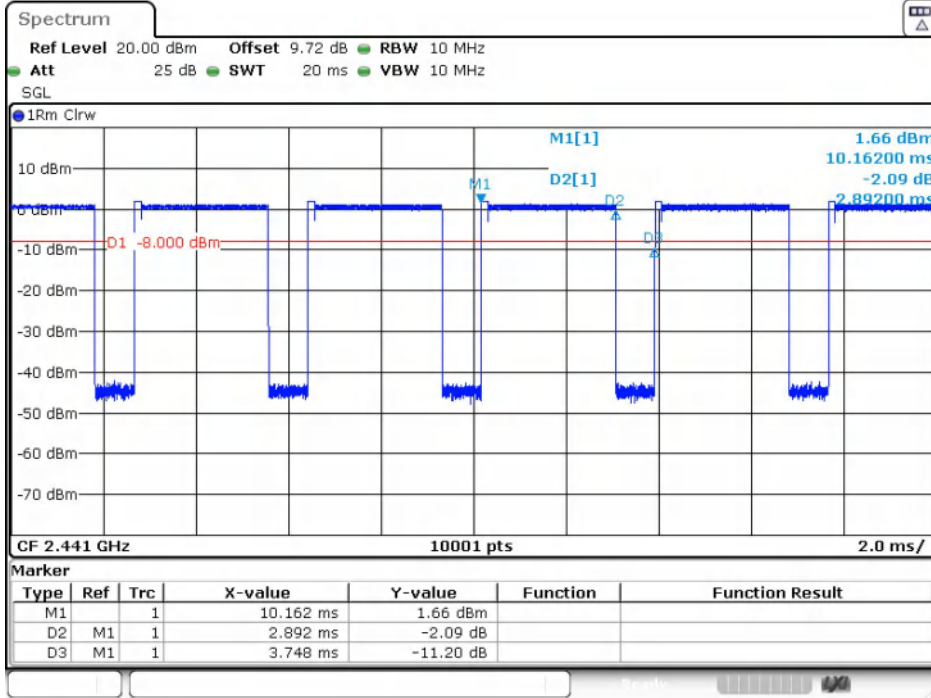
$\pi/4$ DQPSK(2-DH5)\_Channel 78



Date: 11.APR.2024 00:10:17

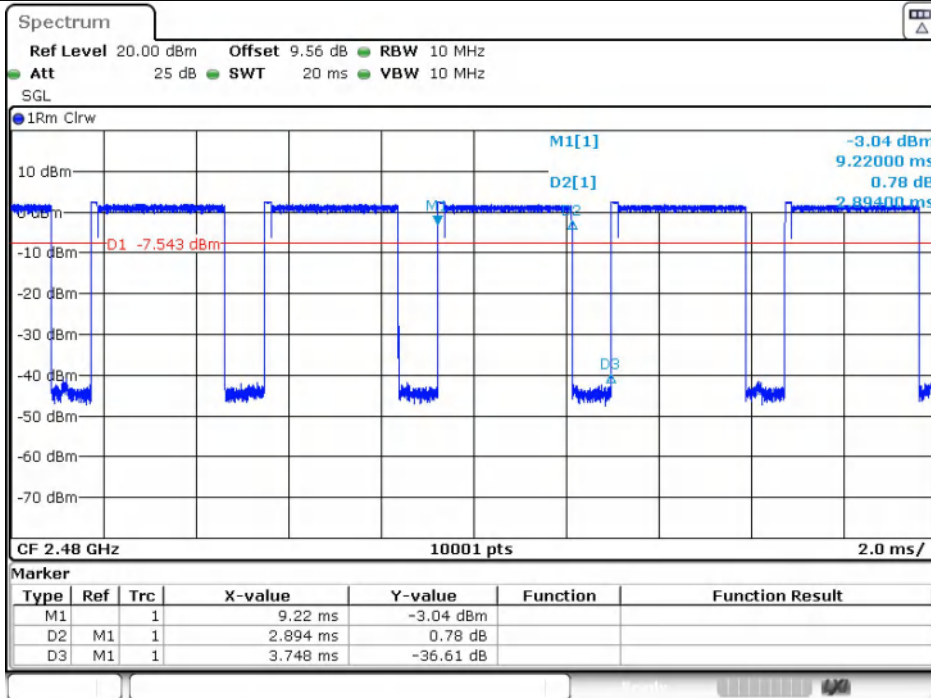
8DPSK(3-DH5)\_Channel 0





Date: 11.APR.2024 00:13:02

8DPSK(3-DH5)\_Channel 39



Date: 11.APR.2024 00:14:58

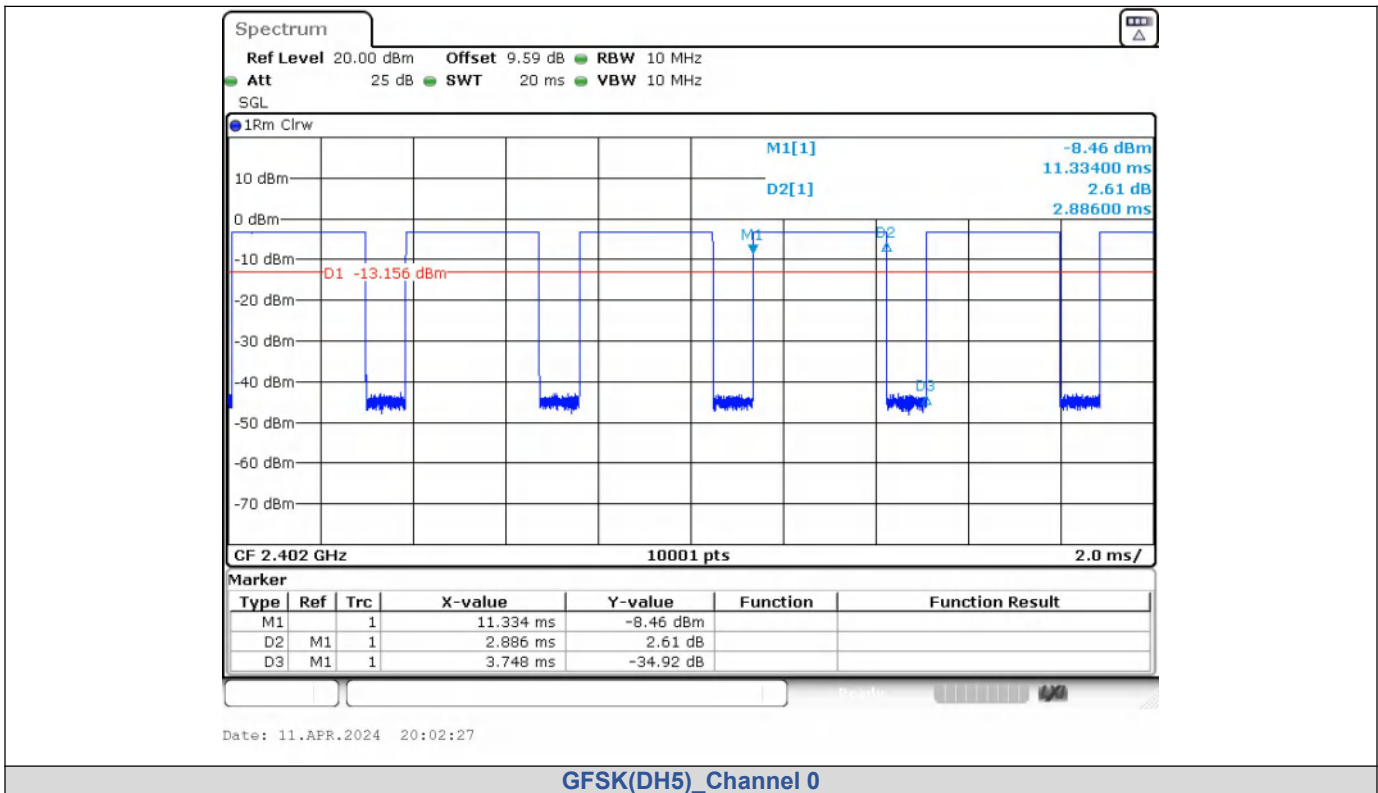
8DPSK(3-DH5)\_Channel 78

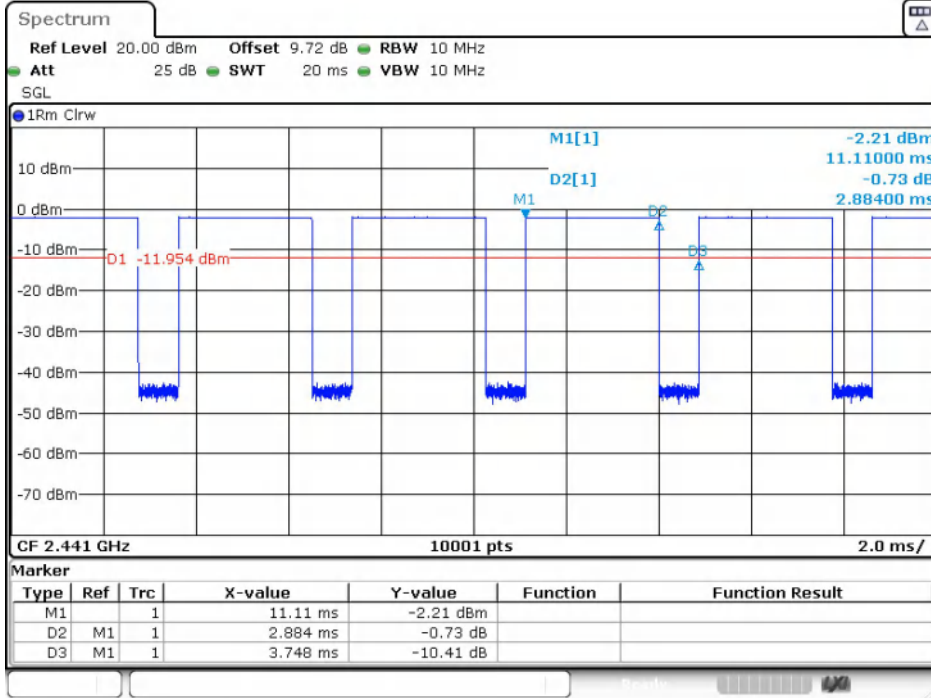
Right

**Test Result**

Modulation	Packets	Channel	On Time (ms)	Period (ms)	Duty Cycle (%)	Duty Cycle (linear)	Duty Cycle Factor (dB)	1/T
GFSK	DH5	0	2.886	3.748	77.00	0.7700	1.1351	0.35
		39	2.884	3.748	76.95	0.7695	1.1379	0.35
		78	2.886	3.748	77.00	0.7700	1.1351	0.35
$\pi/4$ DQPSK	2-DH5	0	2.890	3.748	77.11	0.7711	1.1289	0.35
		39	2.890	3.748	77.11	0.7711	1.1289	0.35
		78	2.890	3.748	77.11	0.7711	1.1289	0.35
8DPSK	3-DH5	0	2.892	3.748	77.16	0.7716	1.1261	0.35
		39	2.892	3.748	77.16	0.7716	1.1261	0.35
		78	2.894	3.748	77.21	0.7721	1.1233	0.35

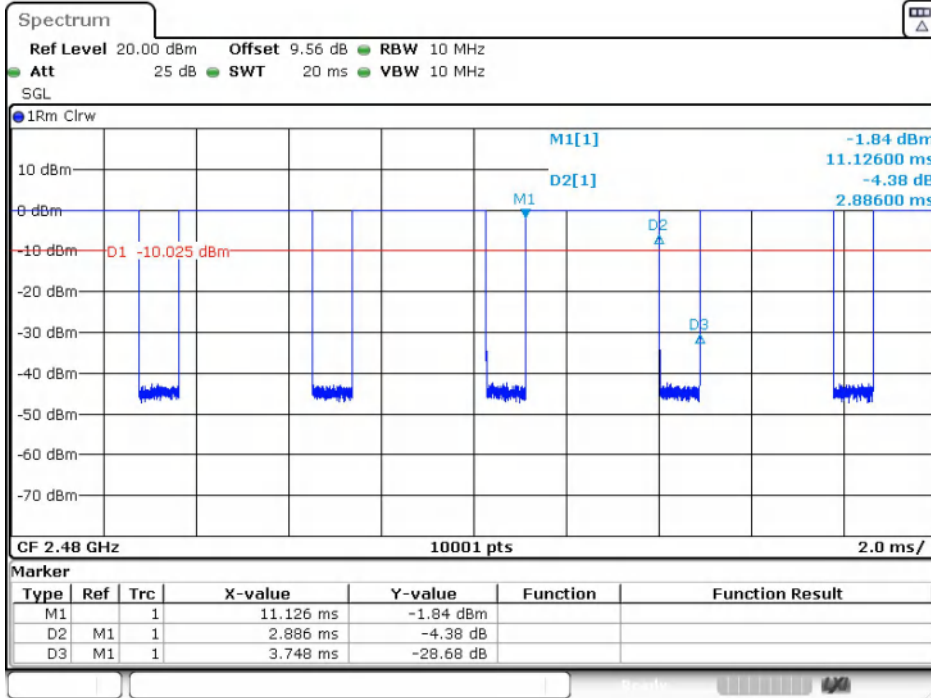
**Test Graphs**





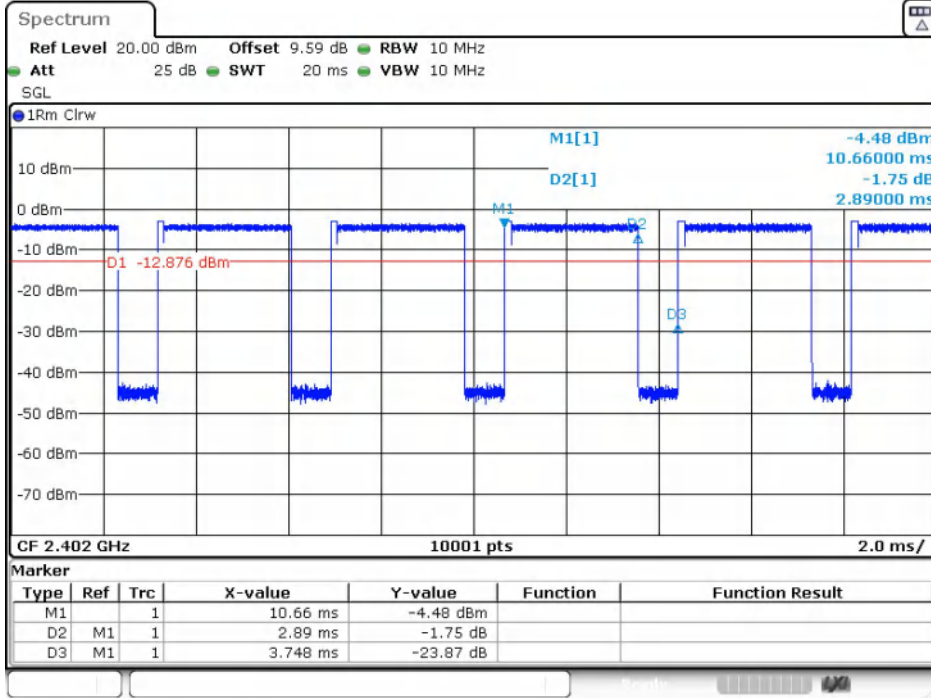
Date: 11.APR.2024 20:04:35

**GFSK(DH5)\_Channel 39**



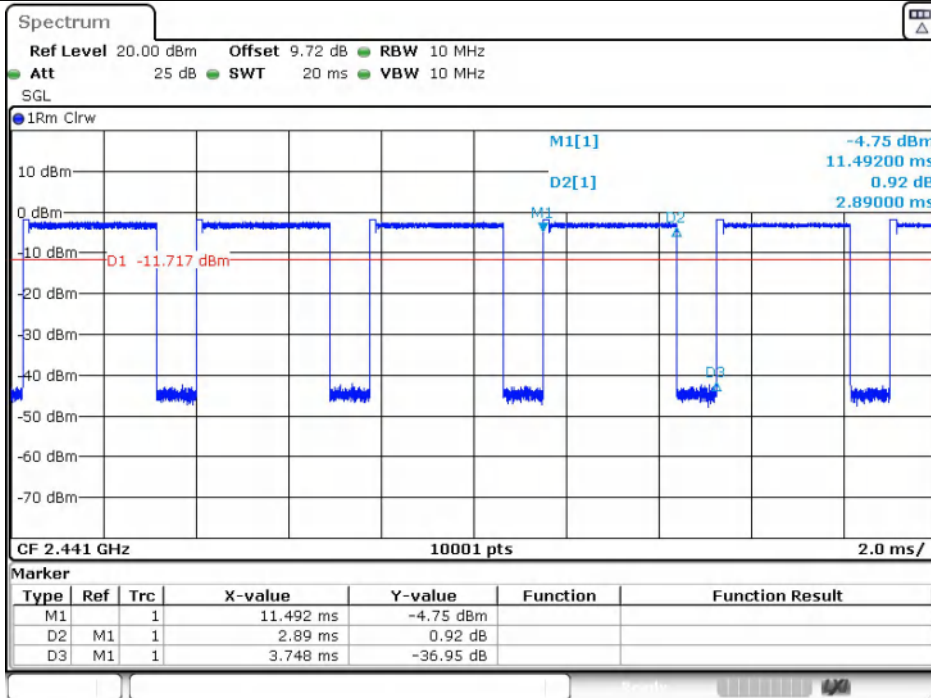
Date: 11.APR.2024 20:06:28

**GFSK(DH5)\_Channel 78**



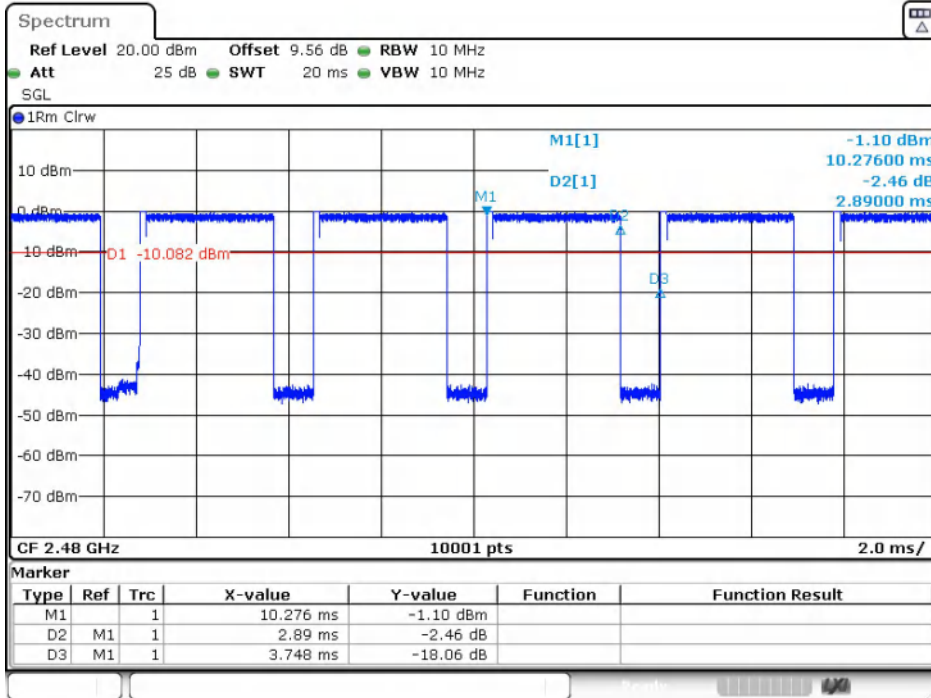
Date: 11.APR.2024 20:08:32

$\pi/4$ DQPSK(2-DH5)\_Channel 0



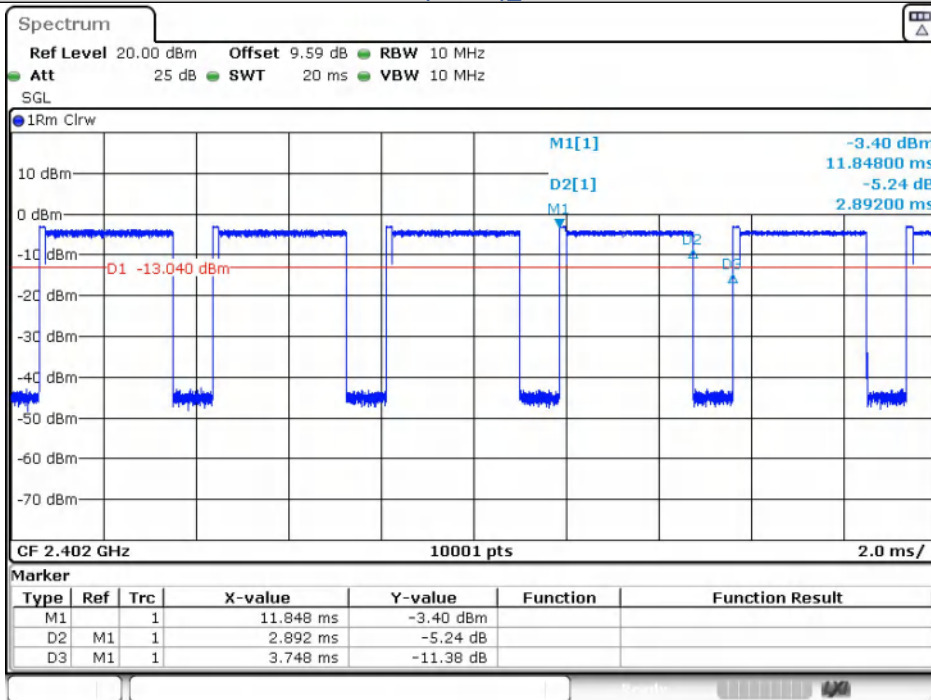
Date: 11.APR.2024 20:10:52

$\pi/4$ DQPSK(2-DH5)\_Channel 39



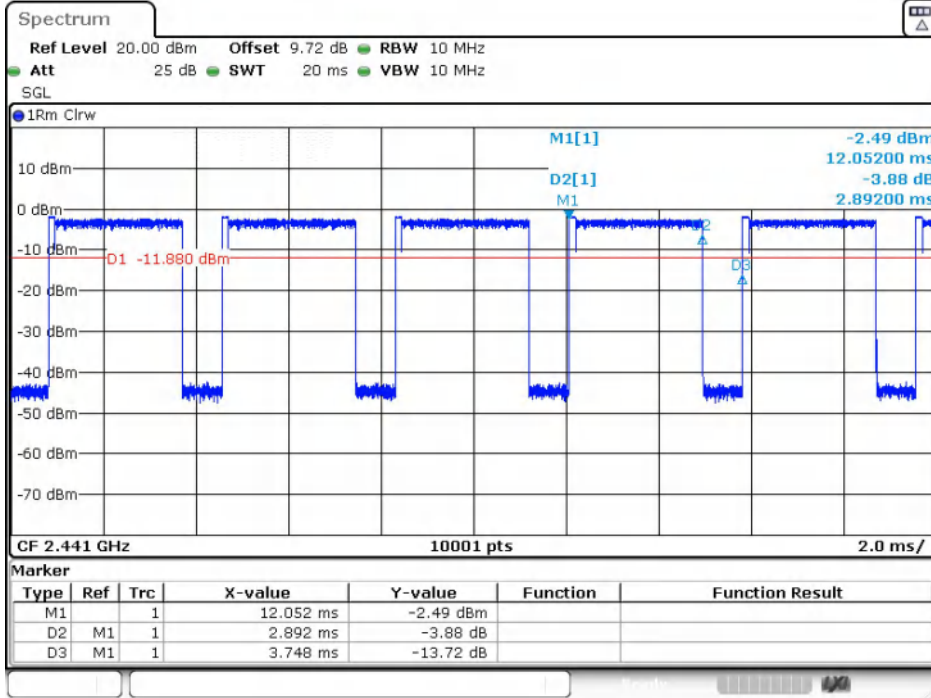
Date: 11.APR.2024 20:13:04

$\pi/4$ DQPSK(2-DH5)\_Channel 78



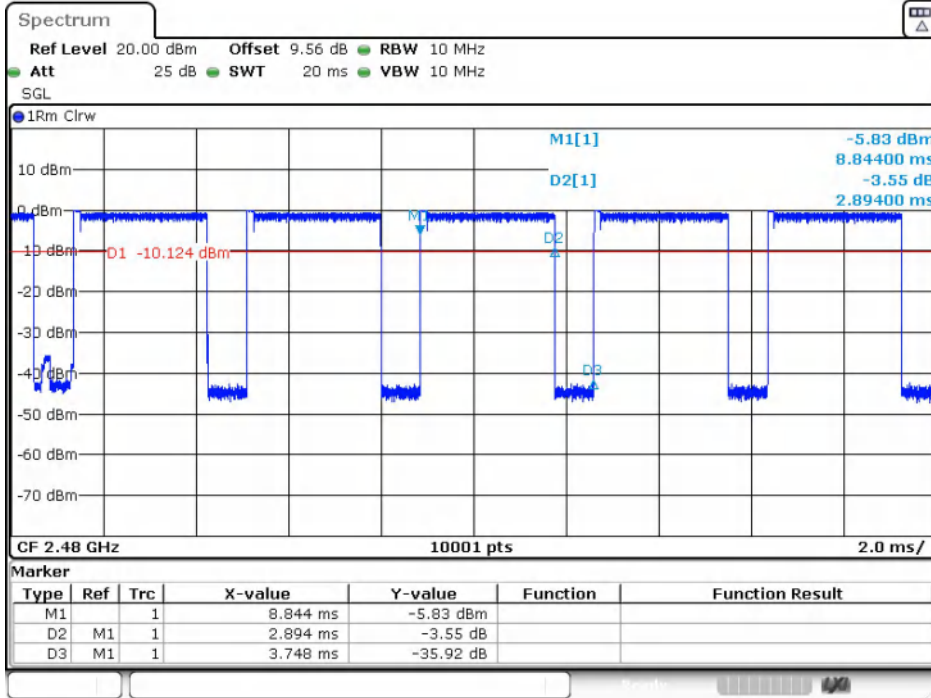
Date: 11.APR.2024 20:15:31

8DPSK(3-DH5)\_Channel 0



Date: 11.APR.2024 20:17:32

8DPSK(3-DH5)\_Channel 39



Date: 11.APR.2024 20:19:31

8DPSK(3-DH5)\_Channel 78

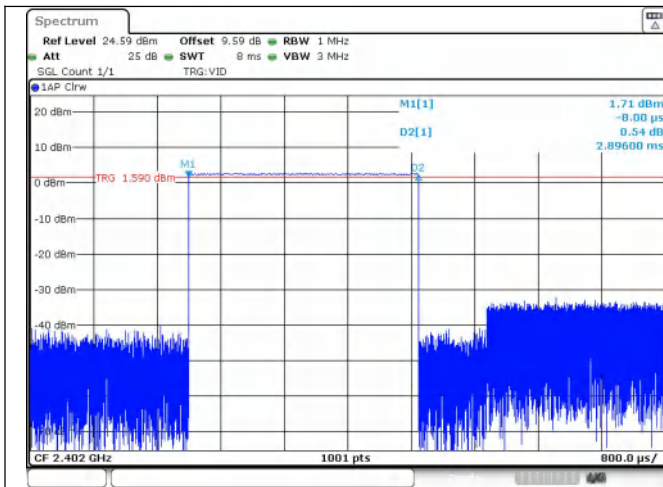
## Dwell Time

Left

### Test Result

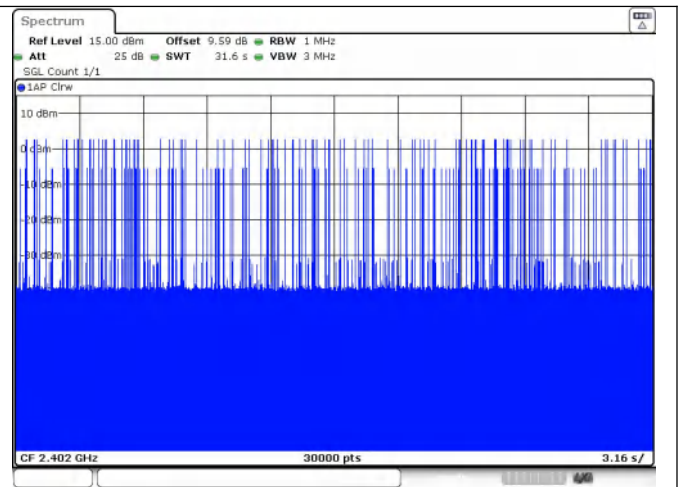
Modulation	Packet	Channel	Pulse Width (ms)	Number of Pulses in 31.6 seconds	Dwell Time (ms)	Limit (ms)	Result
GFSK	DH5	CH0 (2402MHz)	2.896	108	312.77	< 400	PASS
$\pi/4$ DQPSK	2-DH5		2.896	103	298.29		PASS
8DPSK	3-DH5		2.896	102	295.39		PASS

### Test Graphs



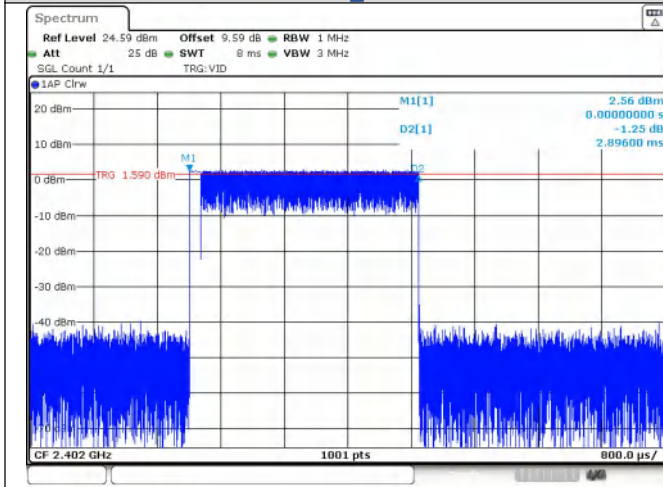
Date: 11.APR.2024 00:16:37

**Pulse Width  
GFSK\_DH5**



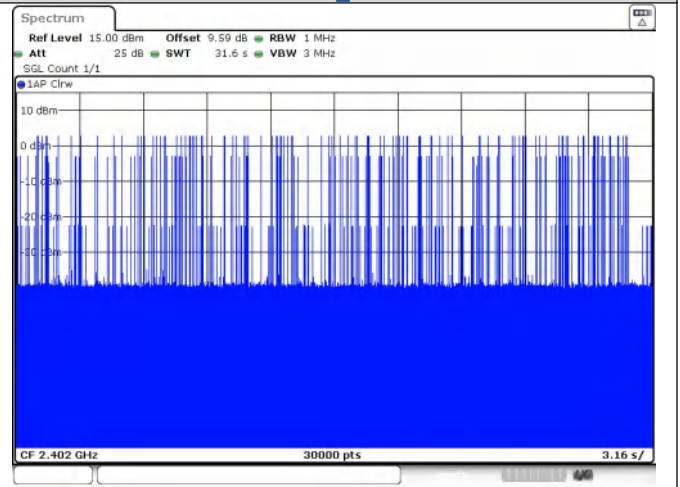
Date: 11.APR.2024 00:16:27

**Number of Pulses in 31.6 seconds  
GFSK\_DH5**



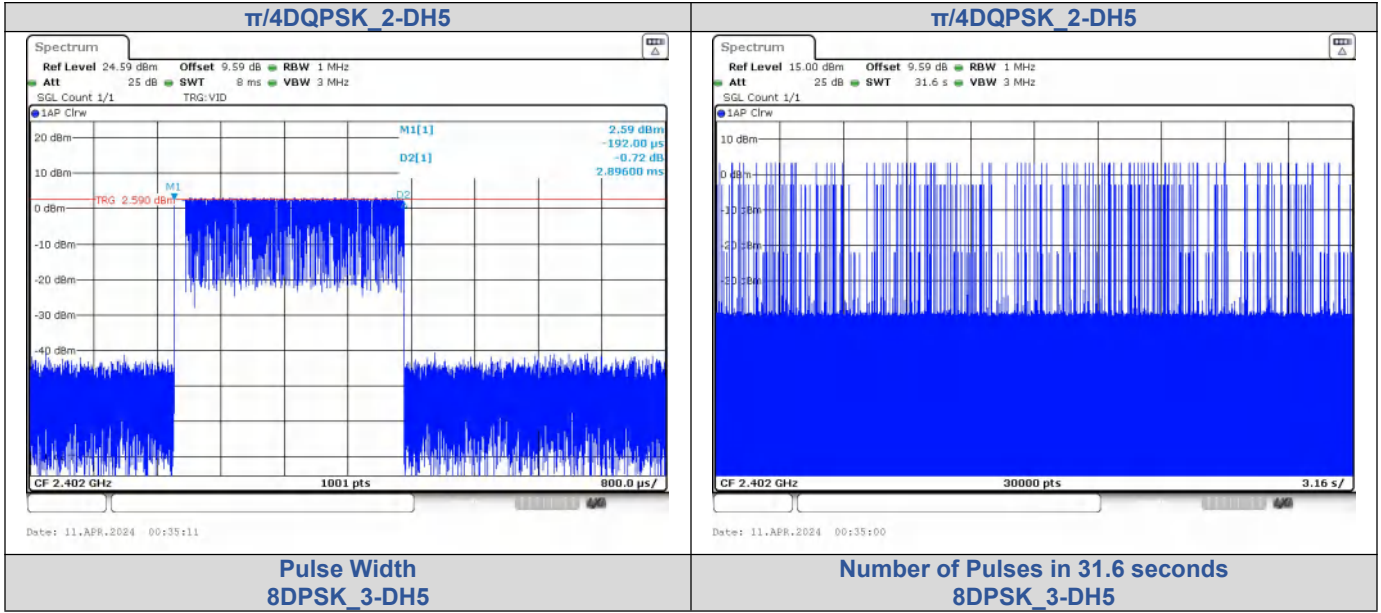
Date: 11.APR.2024 00:28:03

**Pulse Width**



Date: 11.APR.2024 00:27:52

**Number of Pulses in 31.6 seconds**



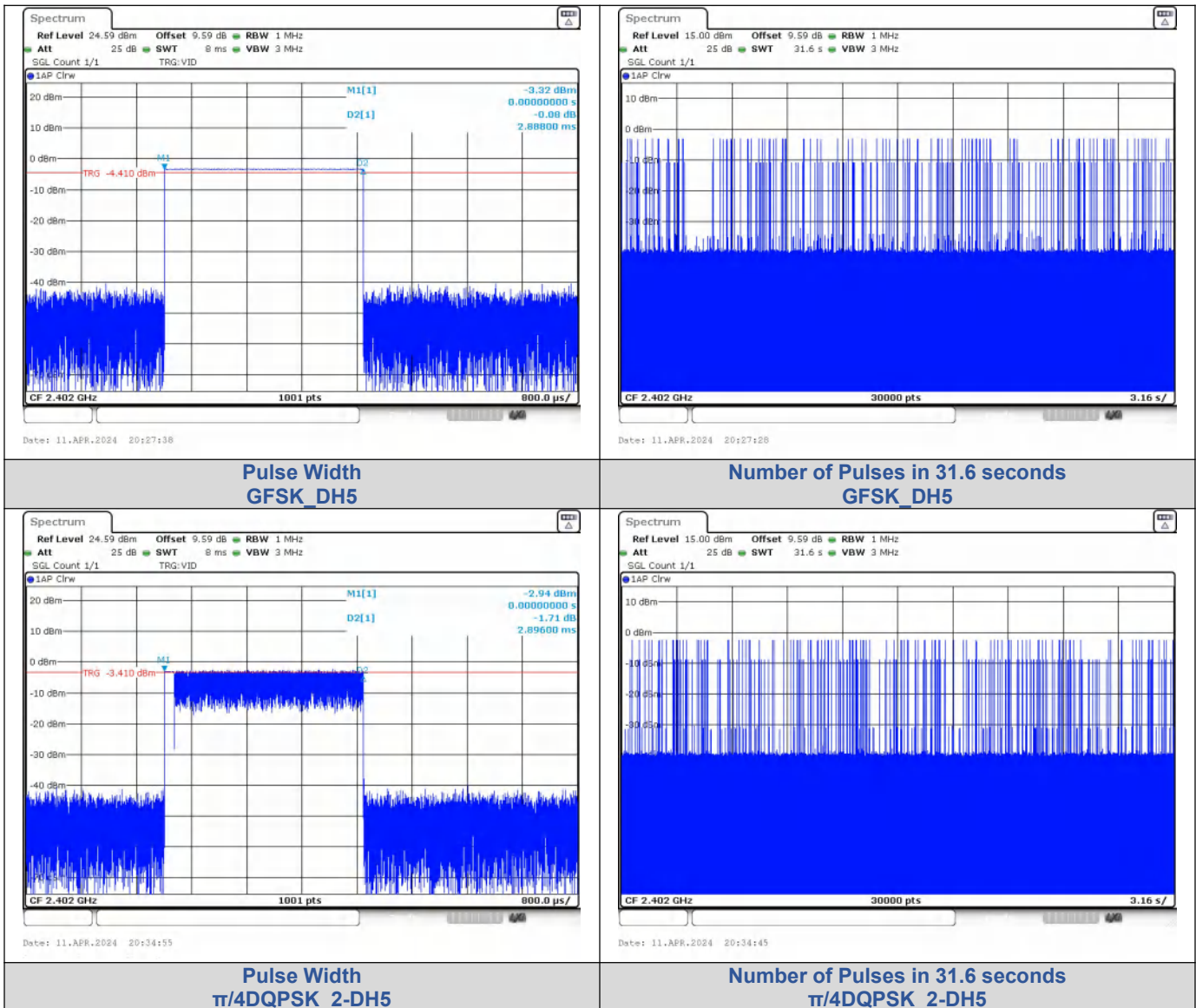


Right

**Test Result**

Modulation	Packet	Channel	Pulse Width (ms)	Number of Pulses in 31.6 seconds	Dwell Time (ms)	Limit (ms)	Result
GFSK	DH5	CH0 (2402MHz)	2.888	104	300.35	< 400	PASS
$\pi/4$ DQPSK	2-DH5		2.896	117	338.83		PASS
8DPSK	3-DH5		2.896	109	315.66		PASS

**Test Graphs**

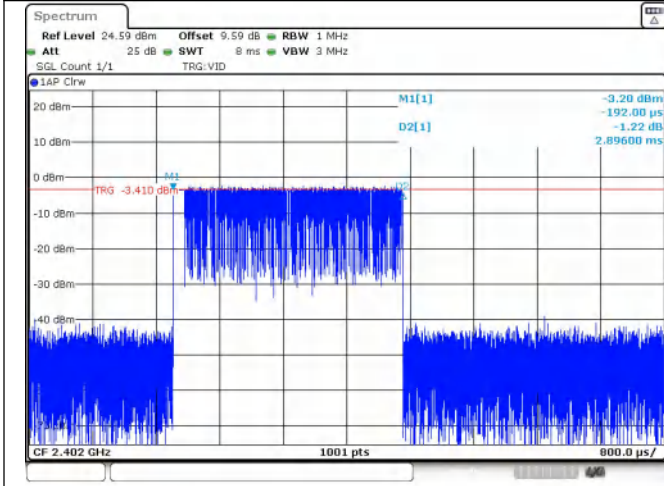


**Pulse Width  
GFSK\_DH5**

**Number of Pulses in 31.6 seconds  
GFSK\_DH5**

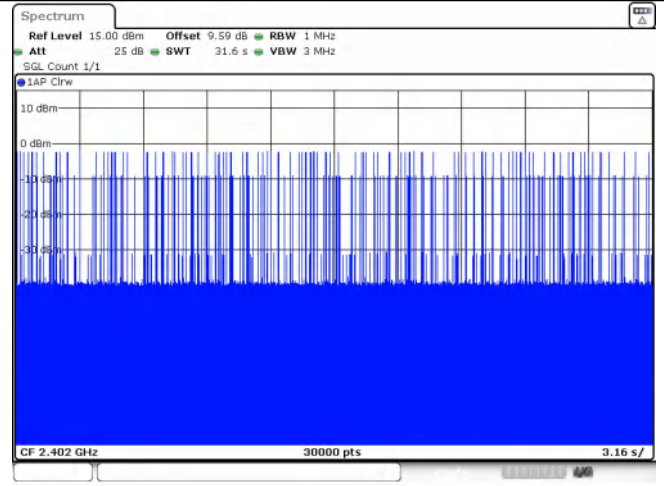
**Pulse Width  
 $\pi/4$ DQPSK\_2-DH5**

**Number of Pulses in 31.6 seconds  
 $\pi/4$ DQPSK\_2-DH5**



Date: 11.APR.2024 20:40:30

**Pulse Width  
8DPSK\_3-DH5**



Date: 11.APR.2024 20:40:19

**Number of Pulses in 31.6 seconds  
8DPSK\_3-DH5**

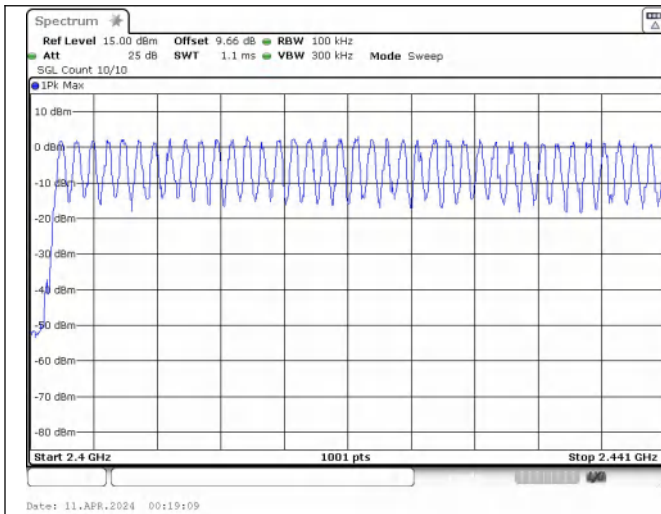
## Number Of Hopping Channel

Left

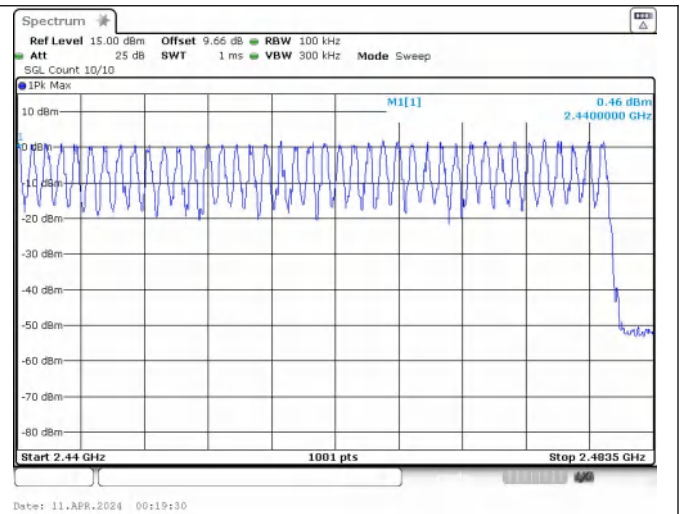
### Test Result

Modulation	Packet	Number of Hopping Channel	Limit	Result
GFSK	DH5	79	15	PASS
$\pi/4$ DQPSK	2-DH5	79	15	PASS
8DPSK	3-DH5	79	15	PASS

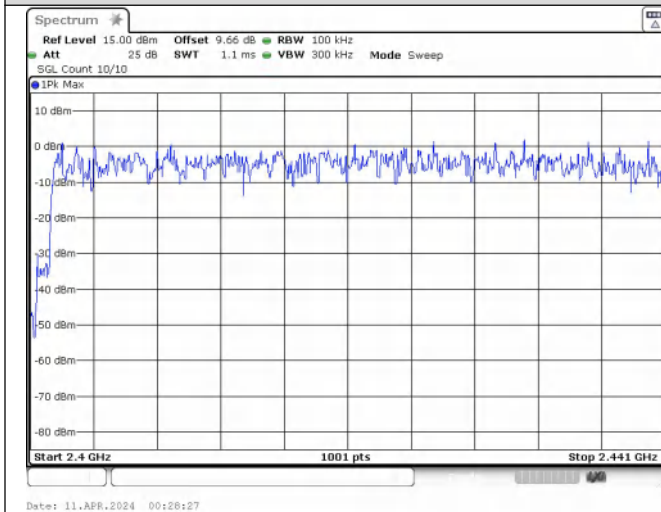
### Test Graphs



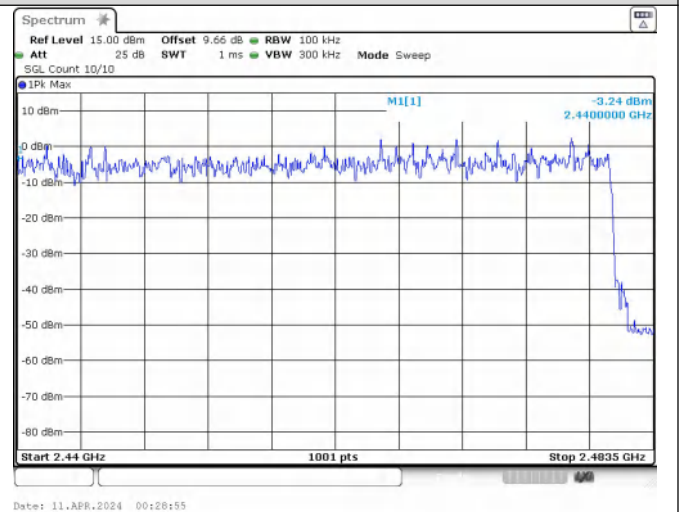
Low End Spectrum Channel Hopping Plot  
GFSK



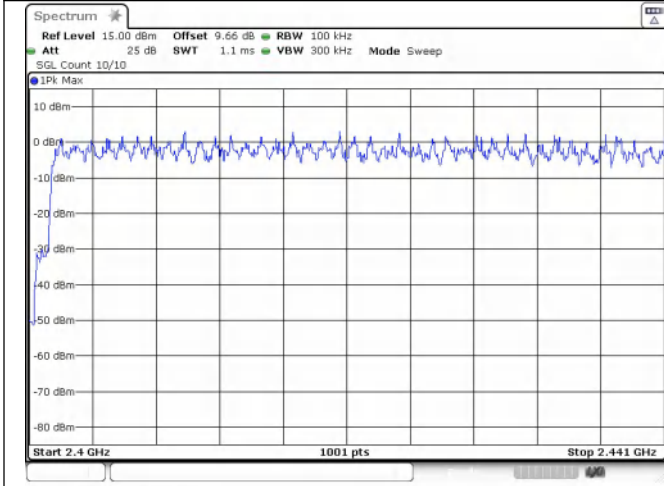
High End Spectrum Channel Hopping Plot  
GFSK



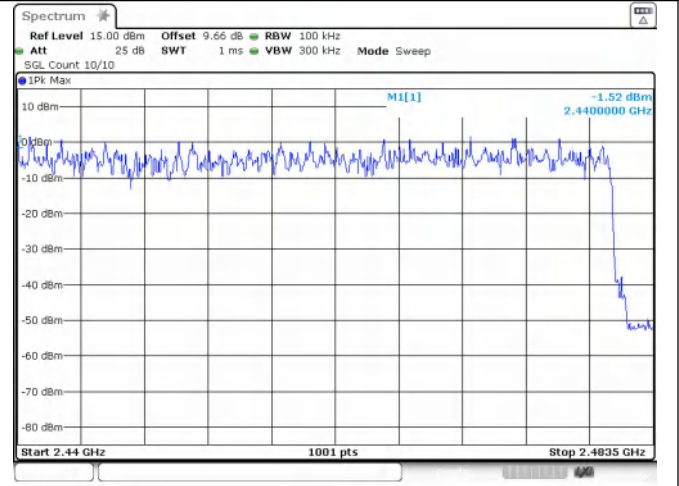
Low End Spectrum Channel Hopping Plot  
 $\pi/4$ DQPSK



High End Spectrum Channel Hopping Plot  
 $\pi/4$ DQPSK



**Low End Spectrum Channel Hopping Plot  
8DPSK**

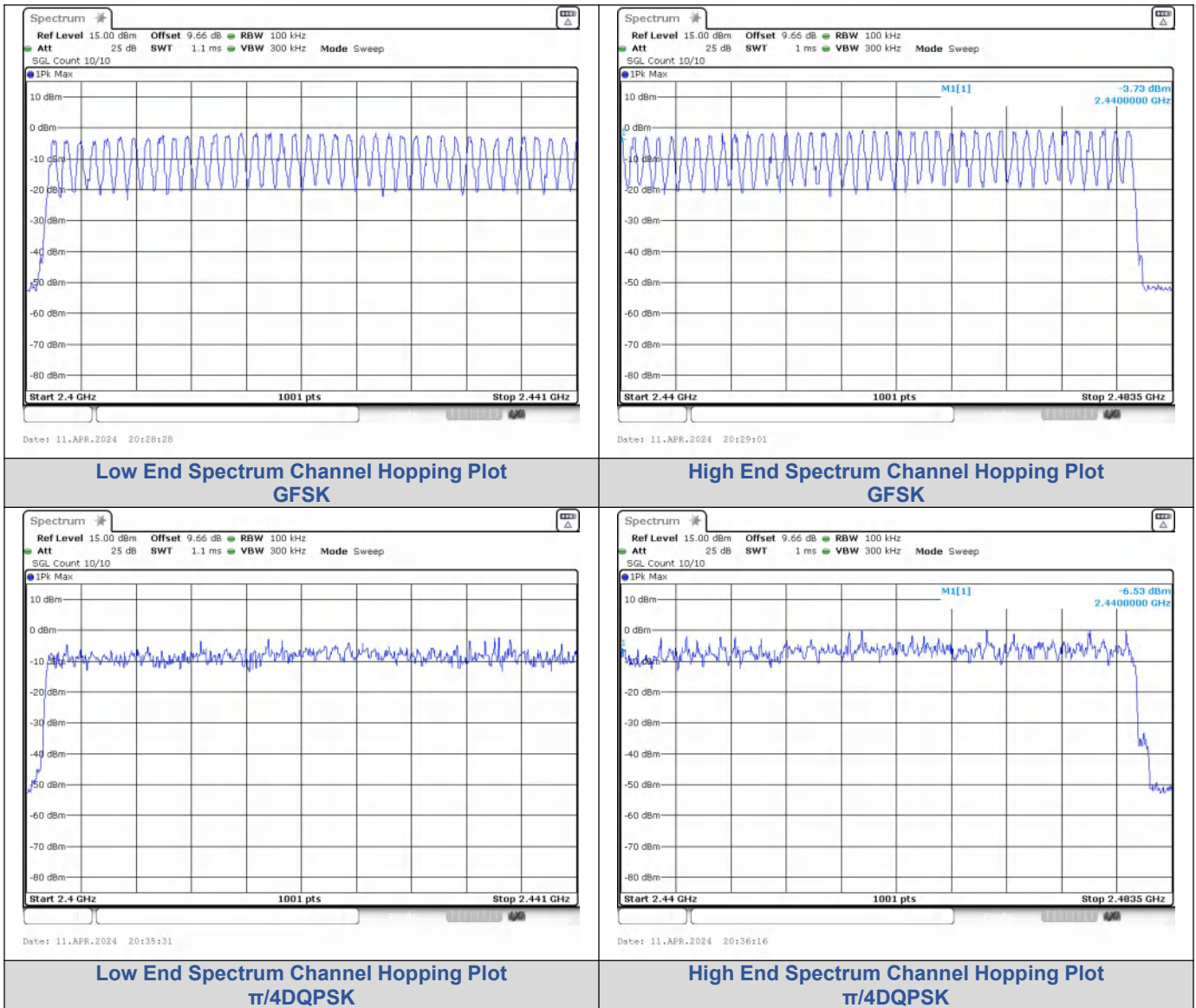


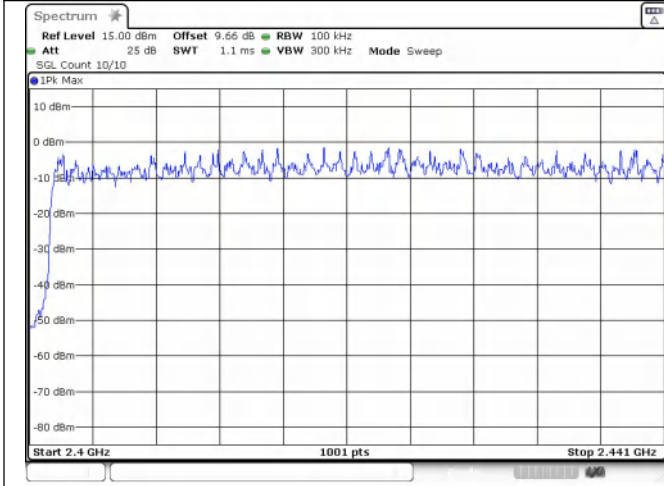
**High End Spectrum Channel Hopping Plot  
8DPSK**

Right  
Test Result

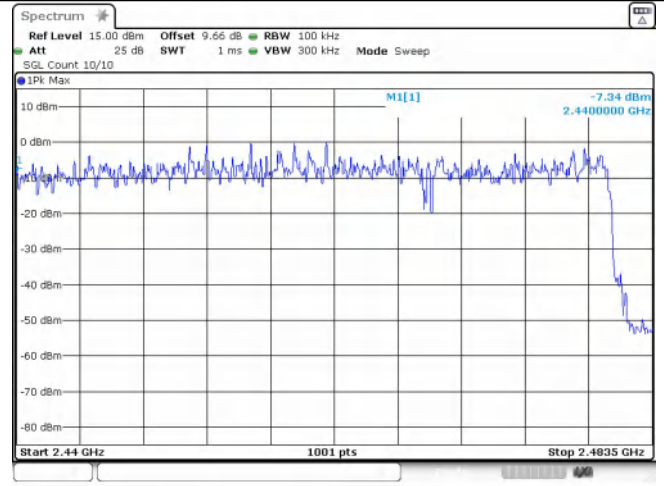
Modulation	Packet	Number of Hopping Channel	Limit	Result
GFSK	DH5	79	15	PASS
$\pi/4$ DQPSK	2-DH5	79	15	PASS
8DPSK	3-DH5	79	15	PASS

Test Graphs





**Low End Spectrum Channel Hopping Plot  
8DPSK**



**High End Spectrum Channel Hopping Plot  
8DPSK**