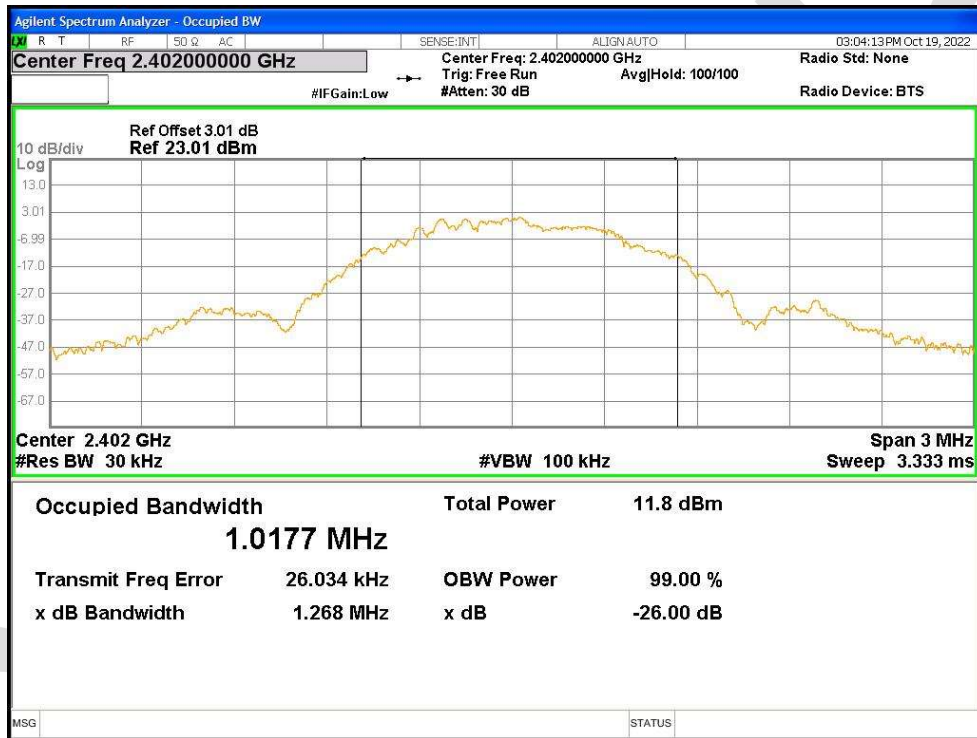


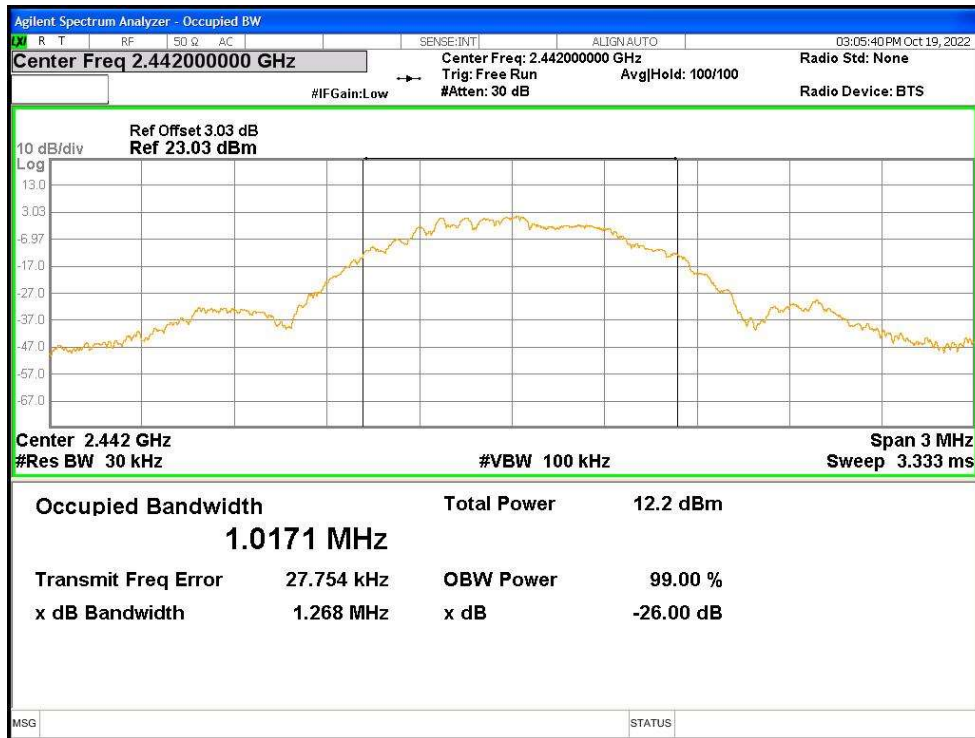
**Occupied Channel Bandwidth**

Condition	Mode	Frequency (MHz)	Antenna	99% OBW (MHz)
NVNT	BLE 1M	2402	Ant1	1.0177
NVNT	BLE 1M	2442	Ant1	1.0171
NVNT	BLE 1M	2480	Ant1	1.0221
NVNT	BLE 2M	2402	Ant1	2.0201
NVNT	BLE 2M	2442	Ant1	2.0205
NVNT	BLE 2M	2480	Ant1	2.0150

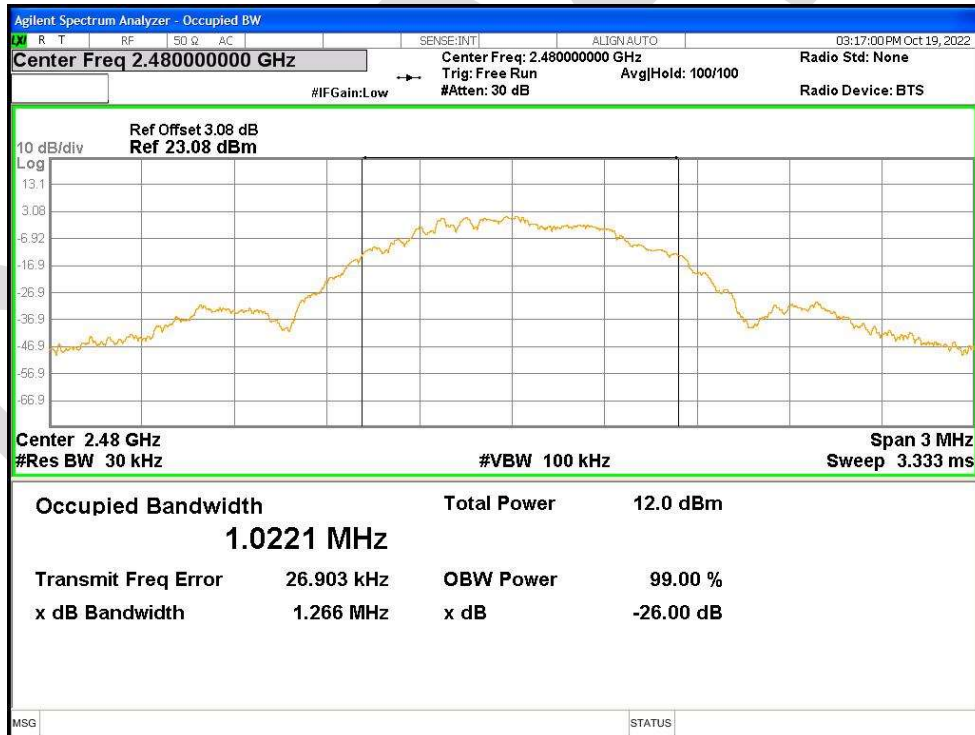
OBW NVNT BLE 1M 2402MHz Ant1



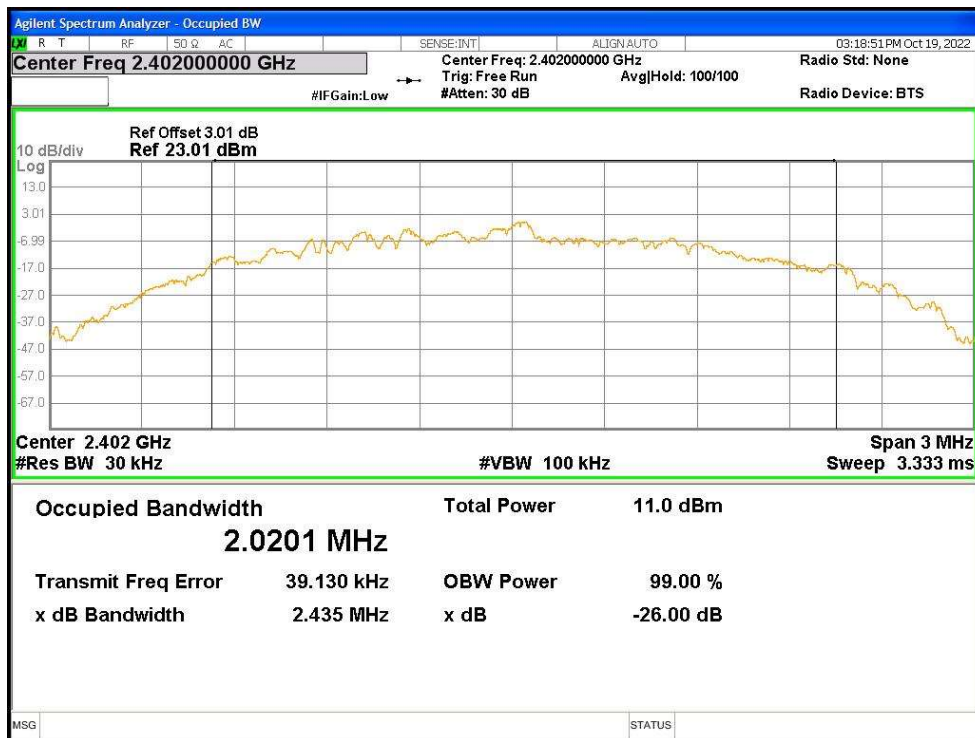
OBW NVNT BLE 1M 2442MHz Ant1



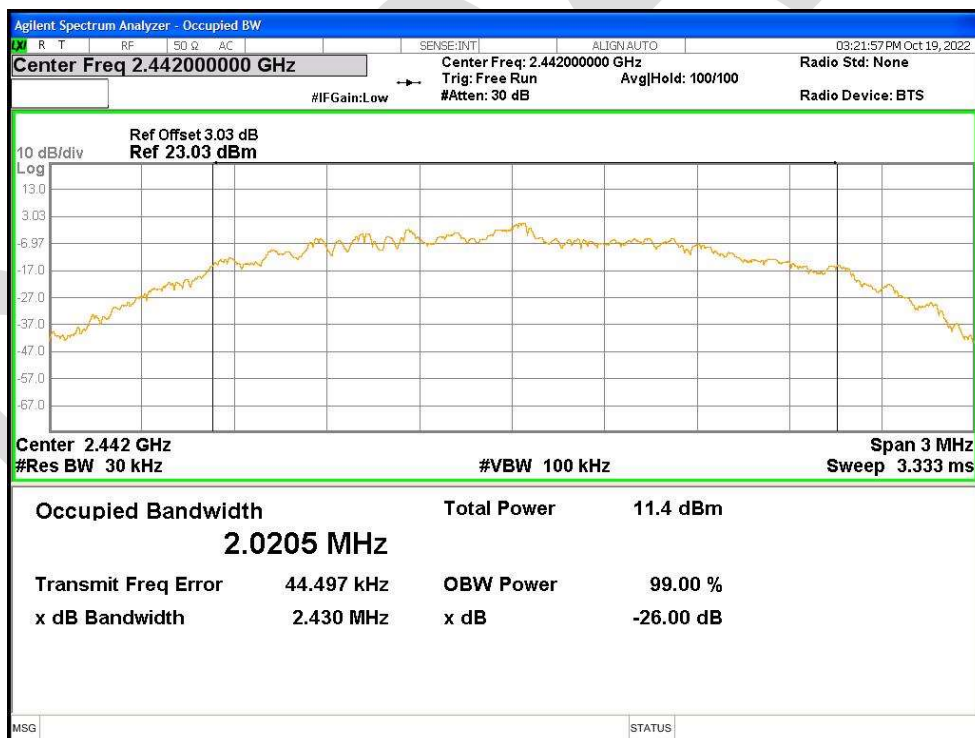
OBW NVNT BLE 1M 2480MHz Ant1



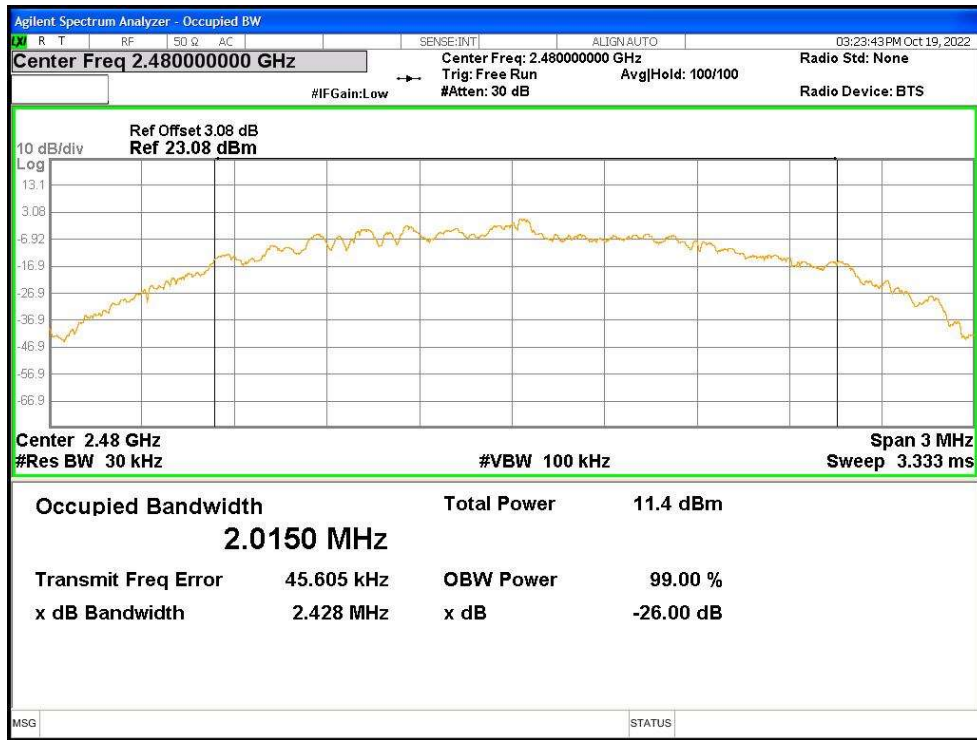
OBW NVNT BLE 2M 2402MHz Ant1



OBW NVNT BLE 2M 2442MHz Ant1



OBW NVNT BLE 2M 2480MHz Ant1



**Maximum Power Spectral Density Level**

Condition	Mode	Frequency (MHz)	Antenna	Max PSD (dBm)	Limit (dBm)	Verdict
NVNT	BLE 1M	2402	Ant1	5.13	8	Pass
NVNT	BLE 1M	2442	Ant1	5.461	8	Pass
NVNT	BLE 1M	2480	Ant1	5.342	8	Pass
NVNT	BLE 2M	2402	Ant1	4.961	8	Pass
NVNT	BLE 2M	2442	Ant1	5.254	8	Pass
NVNT	BLE 2M	2480	Ant1	5.314	8	Pass

PSD NVNT BLE 1M 2402MHz Ant1



PSD NVNT BLE 1M 2442MHz Ant1



PSD NVNT BLE 1M 2480MHz Ant1



PSD NVNT BLE 2M 2402MHz Ant1



PSD NVNT BLE 2M 2442MHz Ant1



PSD NVNT BLE 2M 2480MHz Ant1







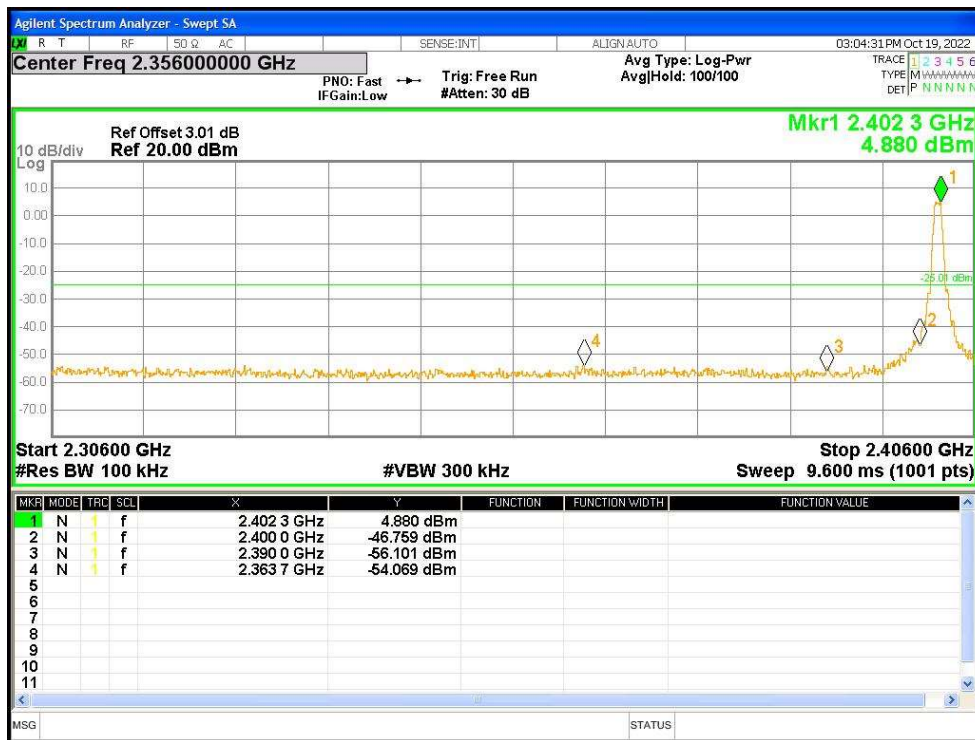
**Band Edge**

Condition	Mode	Frequency (MHz)	Antenna	Max Value (dBc)	Limit (dBc)	Verdict
NVNT	BLE 1M	2402	Ant1	-59.05	-30	Pass
NVNT	BLE 1M	2480	Ant1	-55.3	-30	Pass
NVNT	BLE 2M	2402	Ant1	-59.01	-30	Pass
NVNT	BLE 2M	2480	Ant1	-43.92	-30	Pass

Band Edge NVNT BLE 1M 2402MHz Ant1 Ref



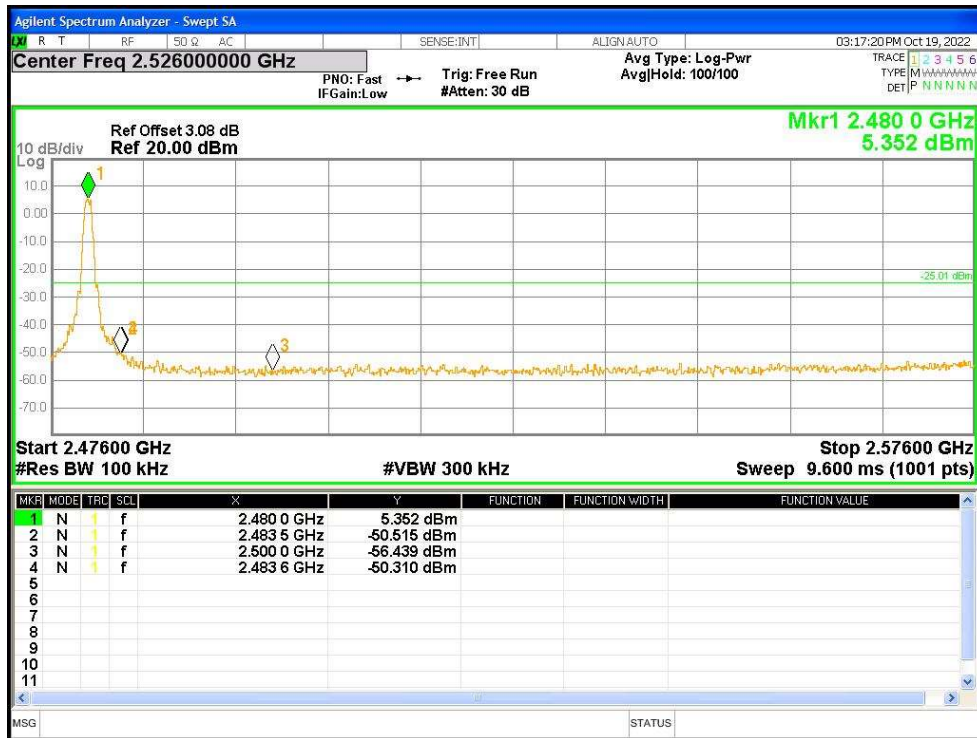
Band Edge NVNT BLE 1M 2402MHz Ant1 Emission



Band Edge NVNT BLE 1M 2480MHz Ant1 Ref



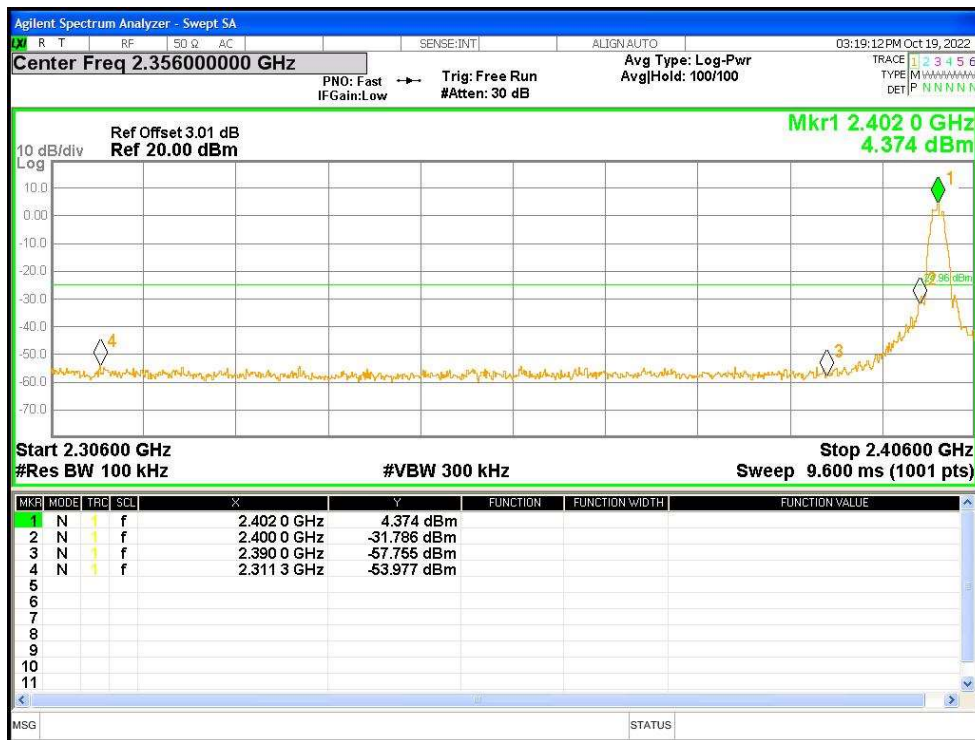
Band Edge NVNT BLE 1M 2480MHz Ant1 Emission



Band Edge NVNT BLE 2M 2402MHz Ant1 Ref



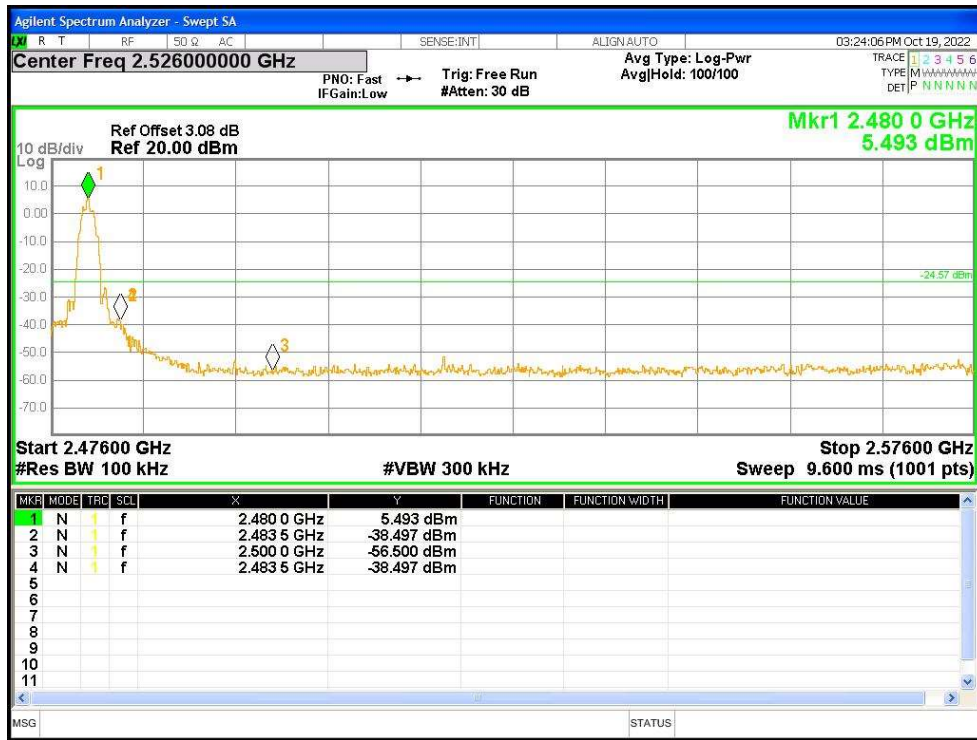
Band Edge NVNT BLE 2M 2402MHz Ant1 Emission



Band Edge NVNT BLE 2M 2480MHz Ant1 Ref



Band Edge NVNT BLE 2M 2480MHz Ant1 Emission



**Conducted RF Spurious Emission**

Condition	Mode	Frequency (MHz)	Antenna	Max Value (dBc)	Limit (dBc)	Verdict
NVNT	BLE 1M	2402	Ant1	-48.81	-30	Pass
NVNT	BLE 1M	2442	Ant1	-50.07	-30	Pass
NVNT	BLE 1M	2480	Ant1	-48.03	-30	Pass
NVNT	BLE 2M	2402	Ant1	-49.81	-30	Pass
NVNT	BLE 2M	2442	Ant1	-50.09	-30	Pass
NVNT	BLE 2M	2480	Ant1	-48.93	-30	Pass

Tx. Spurious NVNT BLE 1M 2402MHz Ant1 Ref



Tx. Spurious NVNT BLE 1M 2402MHz Ant1 Emission



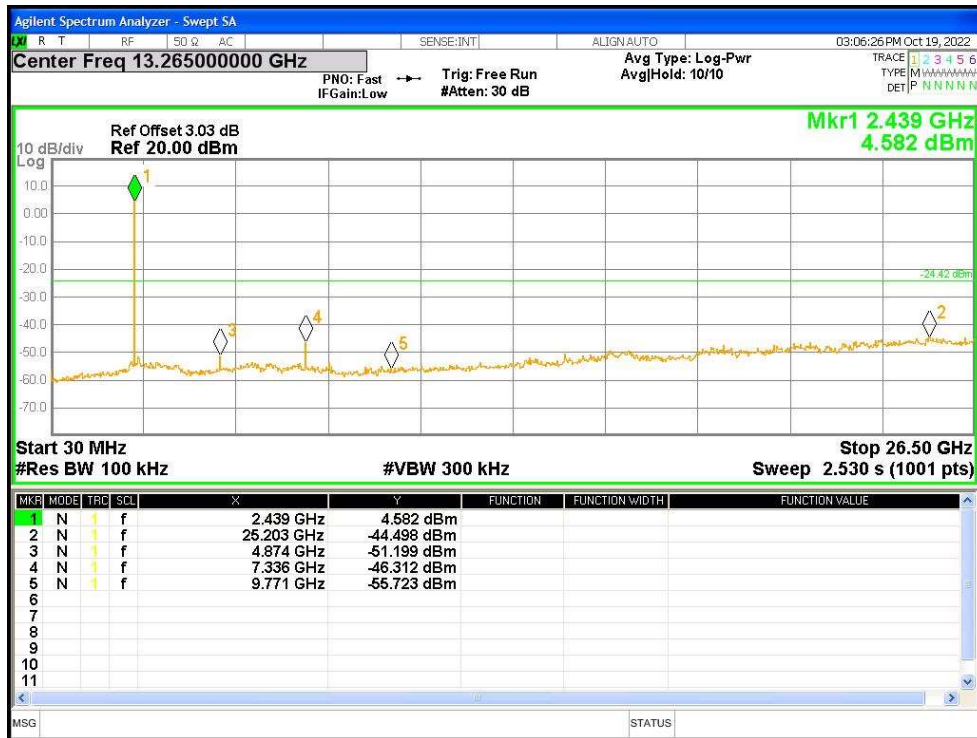


Tx. Spurious NVNT BLE 1M 2442MHz Ant1 Ref

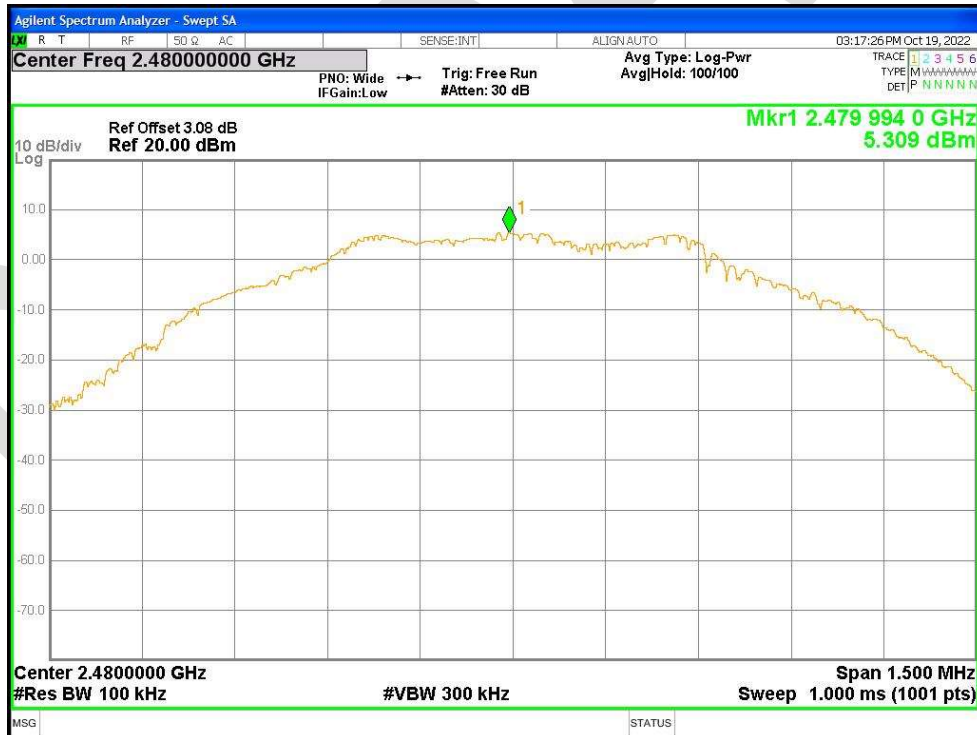


Tx. Spurious NVNT BLE 1M 2442MHz Ant1 Emission

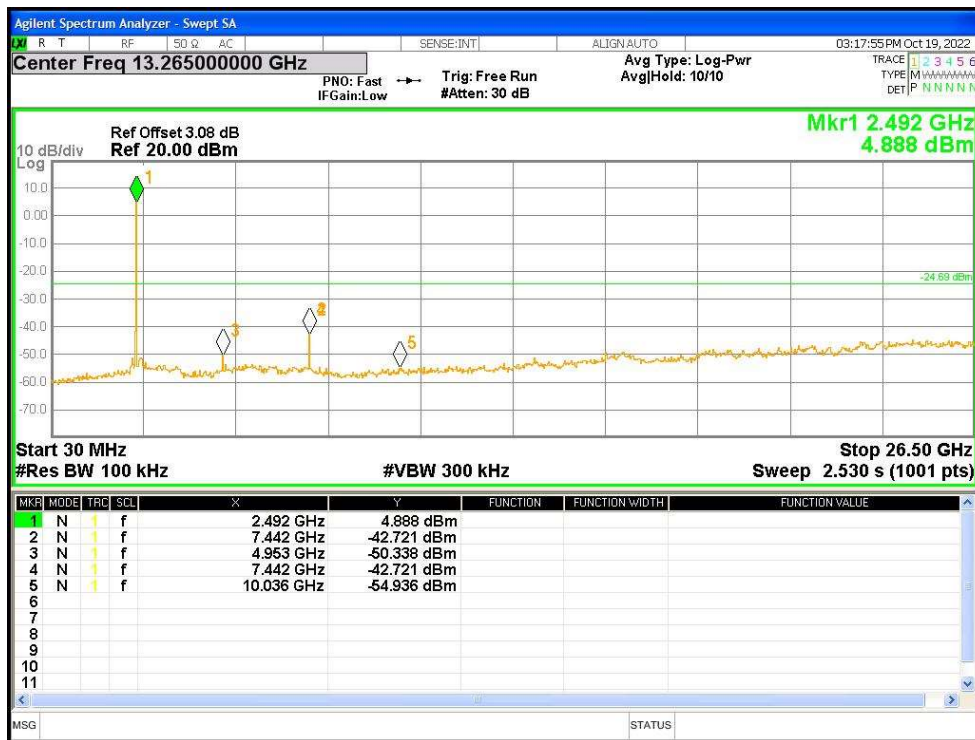




Tx. Spurious NVNT BLE 1M 2480MHz Ant1 Ref



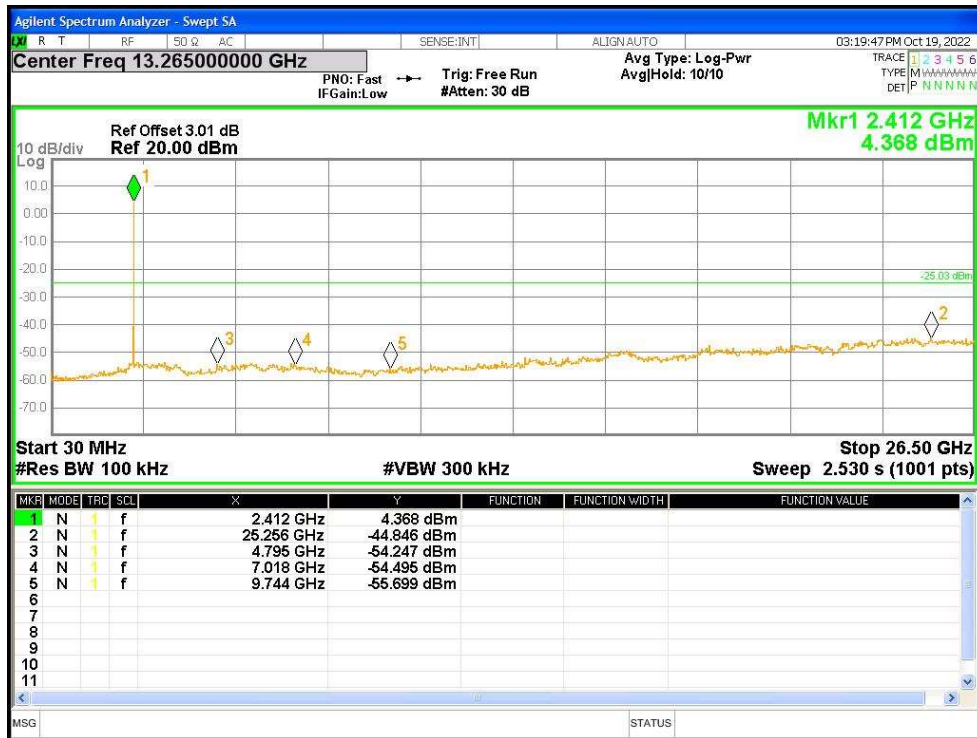
Tx. Spurious NVNT BLE 1M 2480MHz Ant1 Emission



Tx. Spurious NVNT BLE 2M 2402MHz Ant1 Ref



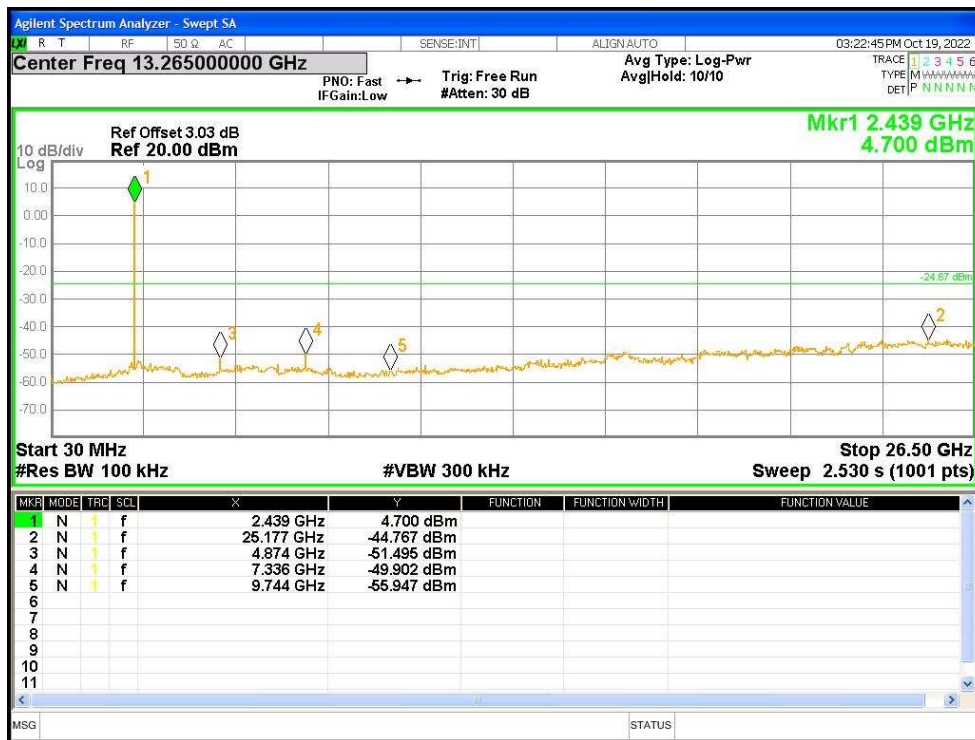
Tx. Spurious NVNT BLE 2M 2402MHz Ant1 Emission



Tx. Spurious NVNT BLE 2M 2442MHz Ant1 Ref



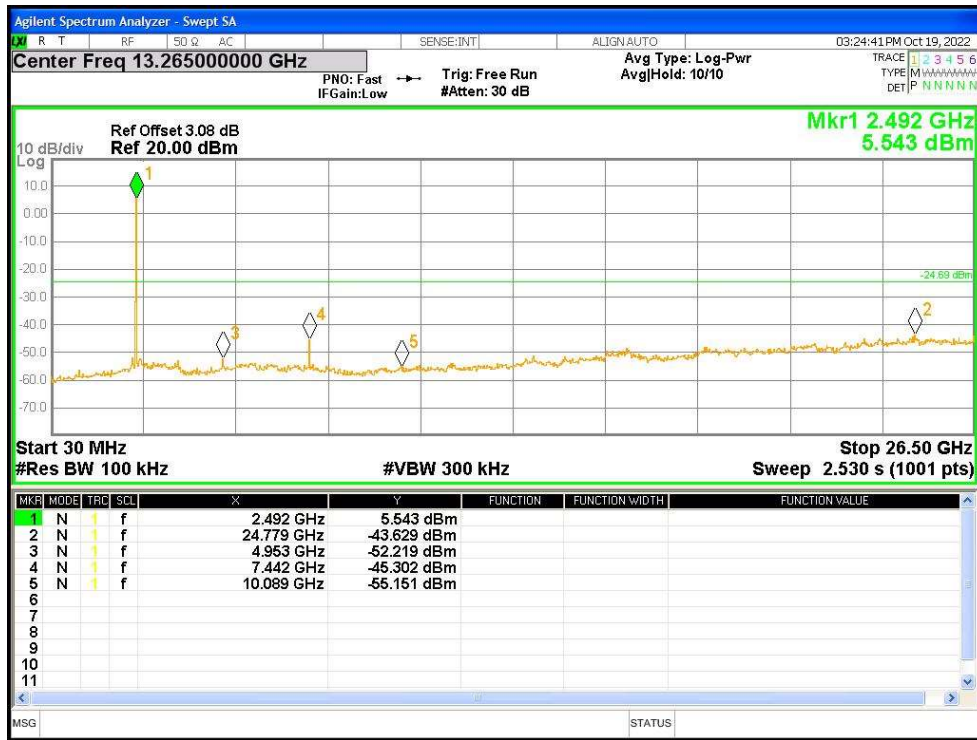
Tx. Spurious NVNT BLE 2M 2442MHz Ant1 Emission



Tx. Spurious NVNT BLE 2M 2480MHz Ant1 Ref



Tx. Spurious NVNT BLE 2M 2480MHz Ant1 Emission






### APPENDIX A: PHOTOGRAPHS OF TEST SETUP

**Conducted Emissions at AC Power Line (150kHz-30MHz)**



**Radiated Spurious Emissions**







BlueAsia



### APPENDIX B: PHOTOGRAPHS OF EUT





----END OF REPORT----

The test report is effective only with both signature and specialized stamp, The result(s) shown in this report refer only to the sample(s) tested. Without written approval of BlueAsia, this report can't be reproduced except in full.