

# Antenna Specification

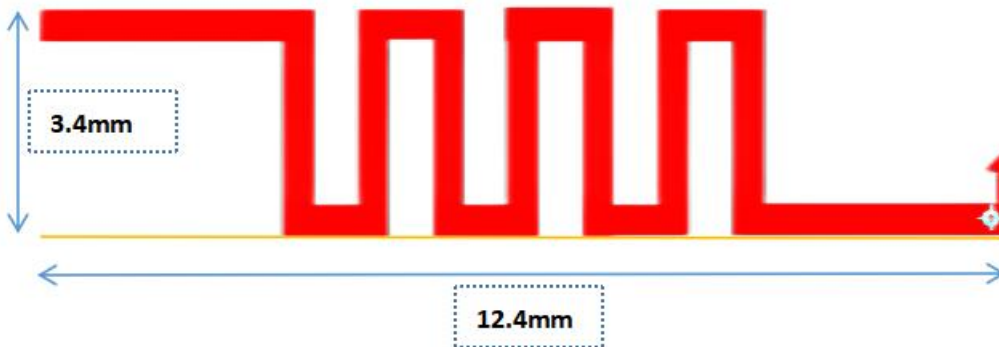
Applicant: Jiangxi Jichi Technology Co., Ltd  
Address: Plant No.3,Block B13-1-2, B14-1, Jinggangshan Economic and Development Zone,Ji'an,Jiangxi,China

Model:Q9


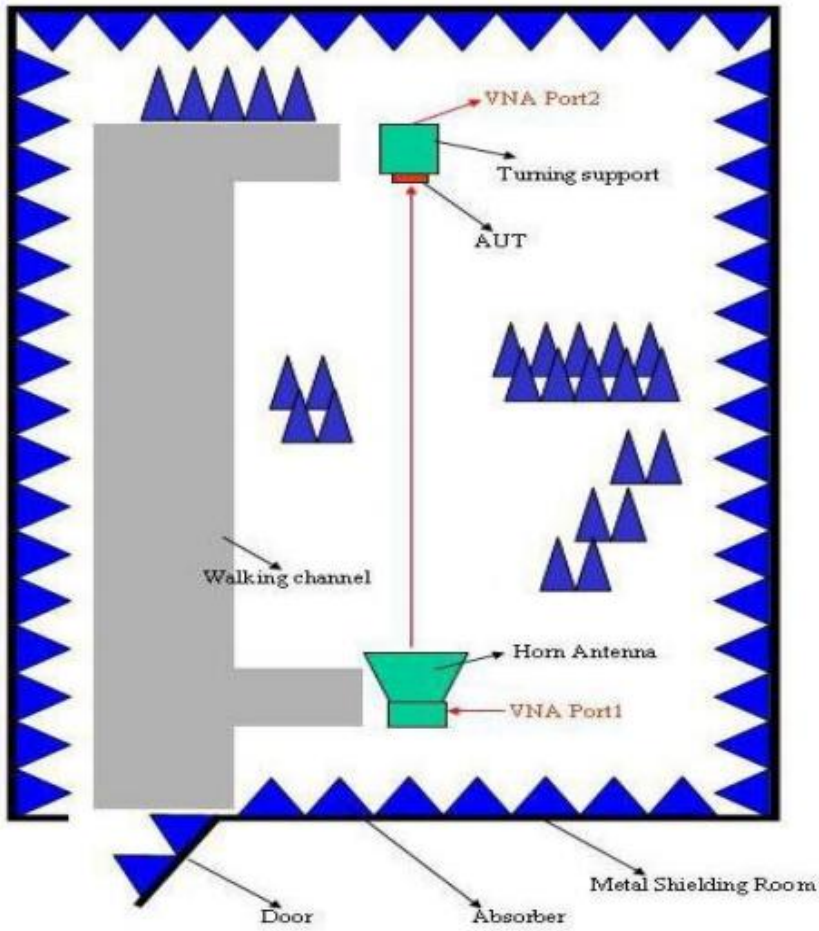
## Summary

ITEM	SPEC.
Model Name	IBM 2.4 GHz
Center Frequency	2402 MHz -2.10 dBi 2441 MHz -1.78 dBi 2480 MHz -1.52 dBi
MAX. GAIN	-1.52dBi
Polarization	Horizontal
Azimuth Beam Pattern	Omni-directional
Impedance	50 $\Omega$
Antenna Length	12.4mm

Antenna Photo & Length (mm)



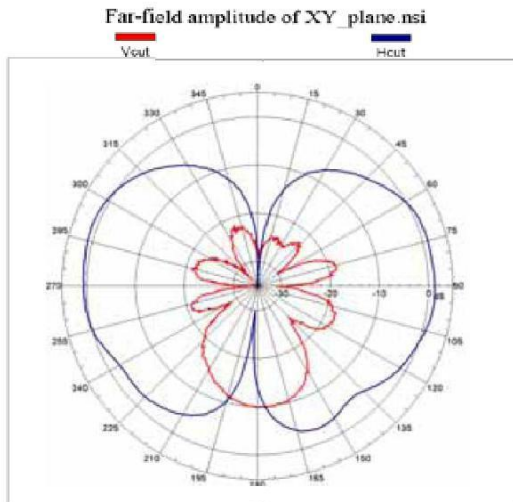
# The Environment of Antenna Radiation Pattern



## 1. Main antenna : 2402 MHz

### 1.1 Horizontal

#### ◆ XY-plane

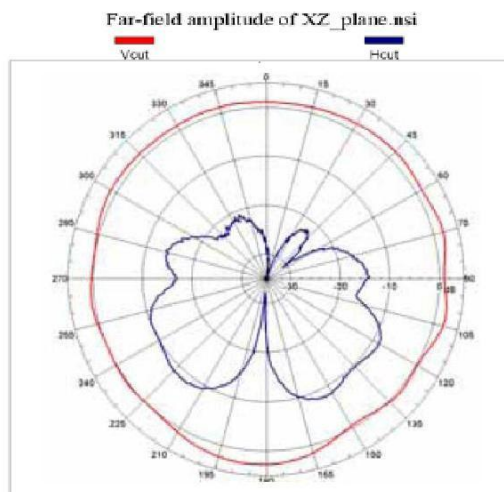


Unit : dBi

	Peak gain	Avg. gain
H cut	-2.93	-7.60
V cut	-6.85	-8.27
Total	-2.10	-5.33

### 1.2 Vertical

#### ◆ XZ-plane

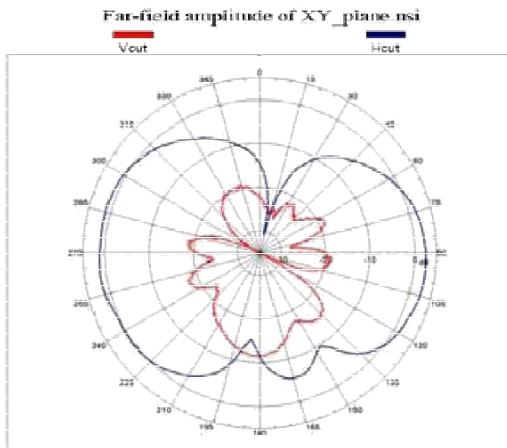


	Peak gain	Avg. gain
H cut	-5.83	-13.44
V cut	-7.04	-9.47
Total	-5.02	-7.25

## 2. Main antenna : 2441 MHz

### 2.1 Horizontal

## ◆ XY-plane

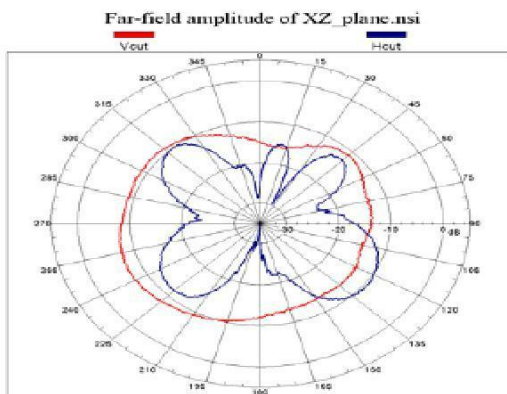


Unit : dBi

	Peak gain	Avg. gain
H cut	-2.36	-7.43
V cut	-11.01	-13.04
Total	-1.78	-8.05

## 2.2 Vertical

### ◆ XZ-plane




	Peak gain	Avg. gain
H cut	-7.85	-14.39
V cut	-7.02	-12.30
Total	-5.80	-8.78

## 3. Main antenna : 2480 MHz

### 3.1 Horizontal

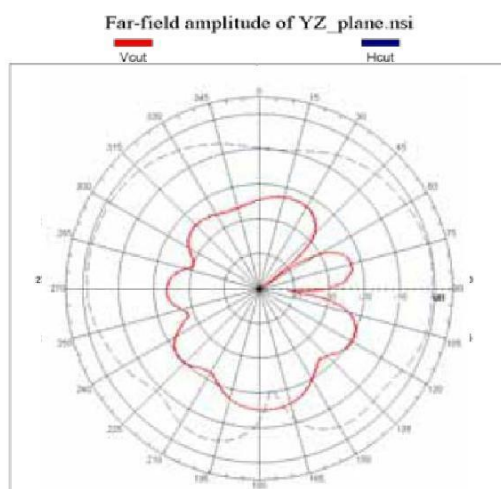
#### ◆ YZ-plane



	Peak gain	Avg. gain
H cut	-4.74	-10.75
V cut	-6.47	-11.05
Total	-1.52	-7.49

### 3.2 Vertical

#### ◆YZ-plane



	Peak gain	Avg. gain
H cut	-5.75	-9.75
V cut	-12.47	-16.23
Total	-4.52	-8.72

### 4. Result

Center Frequency	Maximum Ant Gain	
2402MHz	H	-2.10 dBi
	V	-5.02 dBi
2441 MHz	H	-1.78 dBi
	V	-5.80 dBi
2480 MHz	H	-1.52 dBi
	V	-4.52 dBi