





### EXHIBIT 3 - EUT INTERNAL PHOTOGRAPHS

<p><b>EUT Housing and Board View 1</b></p>	
<p><b>Solder Board-Component View 1</b></p>	

<p><b>Solder Board-Component View 2</b></p>	 A photograph of a circular black PCB component with a USB connector, placed on a blue textured surface. A black ruler with white markings is positioned vertically to the left of the component, showing measurements in millimeters. The component is approximately 15mm in diameter.
<p><b>Antenna View</b></p>	<p><b>BLE Antenna</b></p>  A photograph of the same circular black PCB component on a blue textured surface. A red rectangular box highlights a small component on the board, and a red line points from a label 'BLE Antenna' to this component. The component is a small, rectangular, light-colored chip.