







EXHIBIT 2 - EUT EXTERNAL PHOTOGRAPHS

<p>EUT View 1</p>	 A photograph showing three external components of the EUT (External Under Test) against a blue textured background. From left to right: a small black cylindrical component, a white USB cable, and a larger black rectangular component. A black L-shaped ruler is placed below the components for scale. The ruler has markings in millimeters and centimeters. The black rectangular component has the text "© 2010" visible on its top surface.
<p>EUT View 2</p>	 A close-up photograph of the small black cylindrical component shown in View 1. The component is positioned next to a black L-shaped ruler for scale. The ruler has markings in millimeters and centimeters. The component has a textured surface and a small protrusion on top.

<p>EUT View 3</p>	
<p>EUT View 4</p>	

<p>EUT View 5</p>	
<p>EUT View 6</p>	

EUT View 7

