



7 PHOTOGRAPHS OF TEST SETUP




Radiated spurious emission Test Setup-1(Below 30MHz)




Radiated spurious emission Test Setup-2(Below 1GHz)



Radiated spurious emission Test Setup-3(Above 1GHz)



Radiated spurious emission Test Setup-4(Above 18GHz)



Radiated spurious emission Test Setup-5(Above 41GHz)



Radiated spurious emission Test Setup-6(close up photo)



**Radiated spurious emission Test Setup-7
There are absorbing materials under the ground.**