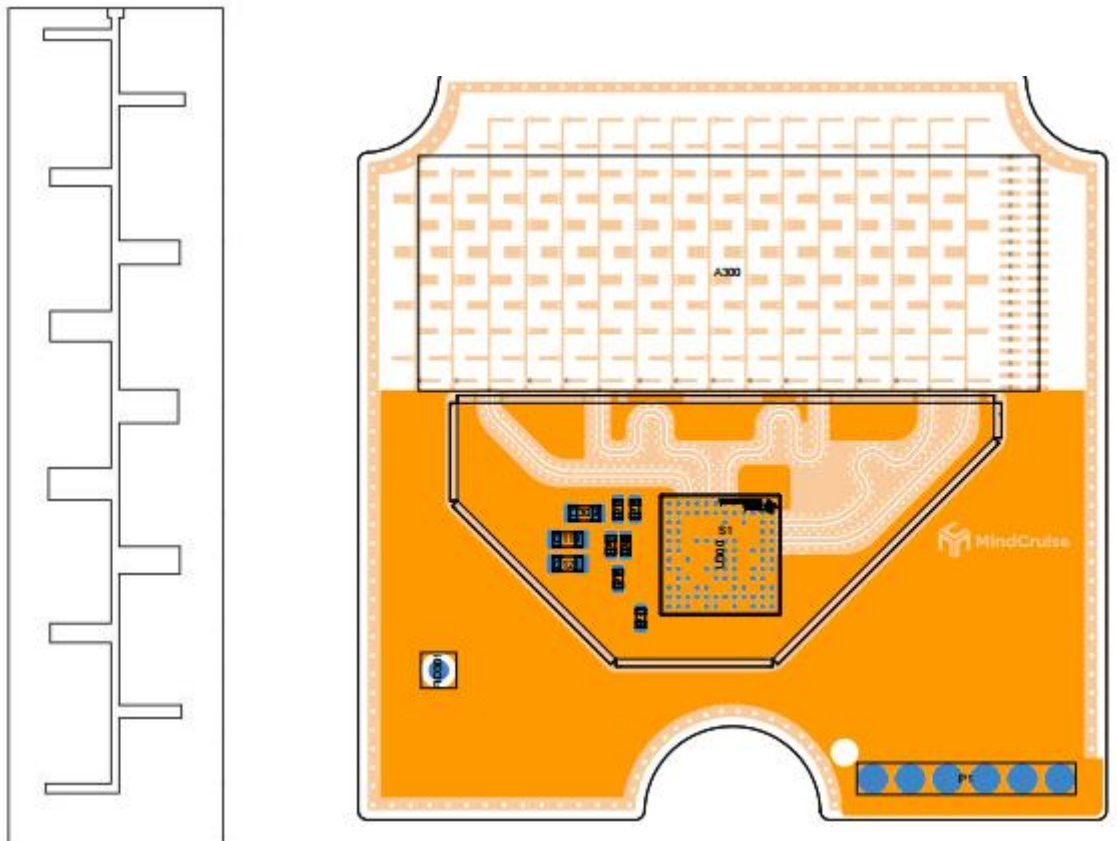
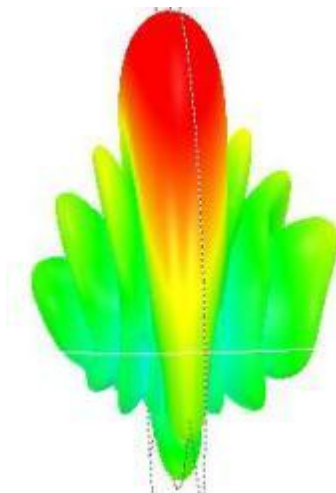


Antenna Number	SZ_76p5_15p9_14p56X2p58_AZ_0
Antenna Type	Chip Antenna
Antenna Size	14.56mm*2.58mm
Antenna Construction	50 Ohm line , Impedance matching section , Antenna element , Feeder line
Antenna Gain	15.9dBi
Antenna Manufacturer	Guangdong Goworld Co., Ltd. Ultrasonic Instrument Branch
Antenna Manufacturer Address	12 Longjiang Road, Longhu District, Shantou City, Guangdong Province, China



Antenna Model



Antenna Radiation pattern

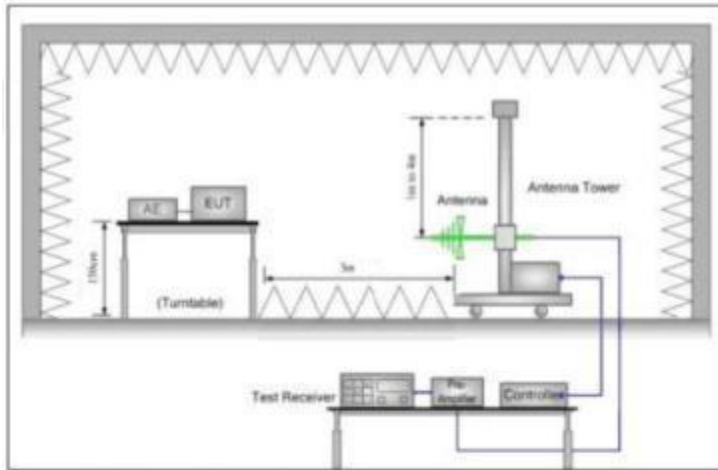


Figure 1. 30MHz to 1GHz

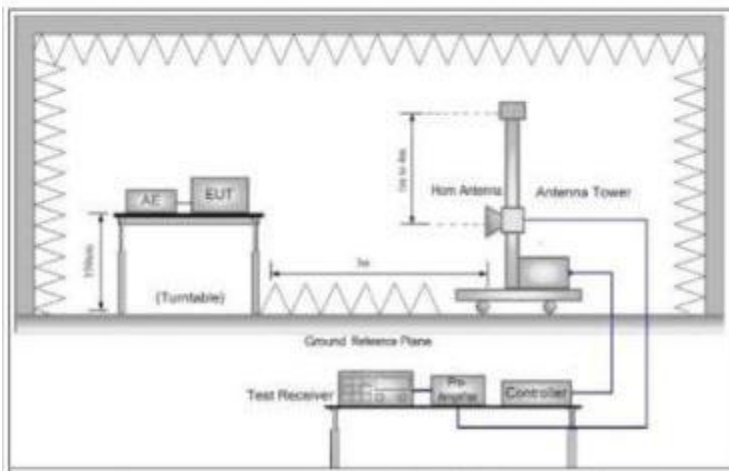


Figure 2. 1GHz to 40GHz

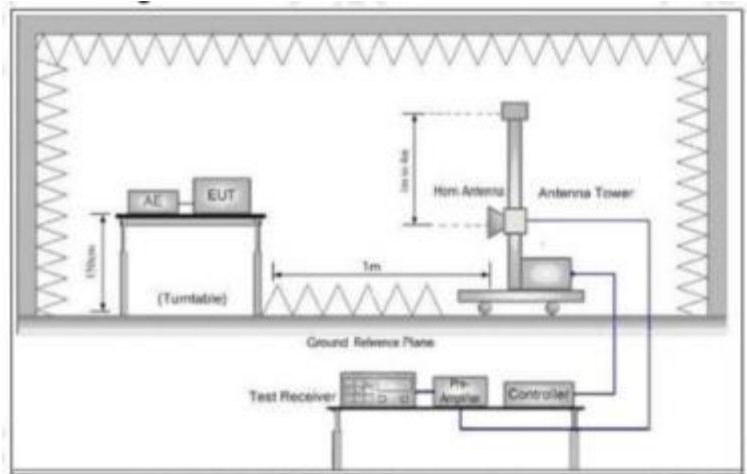




Figure 3. Above 40GHz




Radiated spurious emission Test Setup-2(1GHz-18GHz)




Radiated spurious emission Test Setup-3(18GHz-41GHz)



Radiated spurious emission Test Setup-4(41GHz-60GHz)



Radiated spurious emission Test Setup-5(60GHz-90GHz)



Radiated spurious emission Test Setup-6(90GHz-140GHz)



Radiated spurious emission Test Setup-7(140GHz-220GHz)