

#### 4.6 Minimum Emission Bandwidth (6dB Bandwidth)

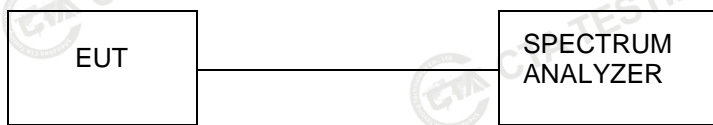
##### Limit

Within the 5.725-5.85 GHz band, the minimum 6 dB bandwidth of U-NII devices shall be at least 500 kHz.

##### Test Procedure

1. Set resolution bandwidth (RBW) = 100 kHz
2. Set the video bandwidth 3 x RBW.
3. Detector = Peak.
4. Trace mode = Max hold.
5. Measure the maximum width of the emission that is constrained by the frequencies associated with the two outermost amplitude points (upper and lower frequencies) that are attenuated by 6 dB relative to the maximum level measured in the fundamental emission.

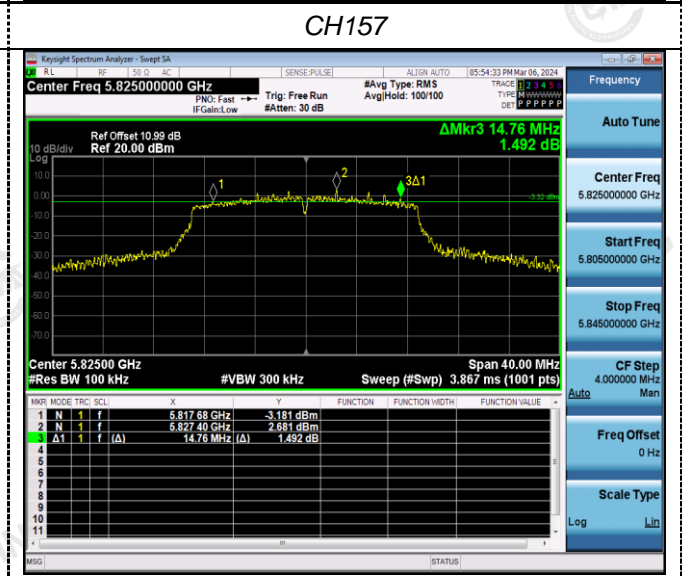
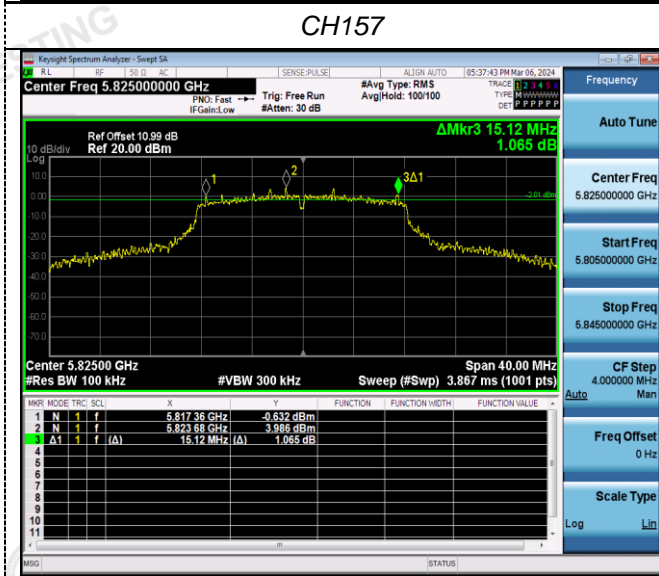
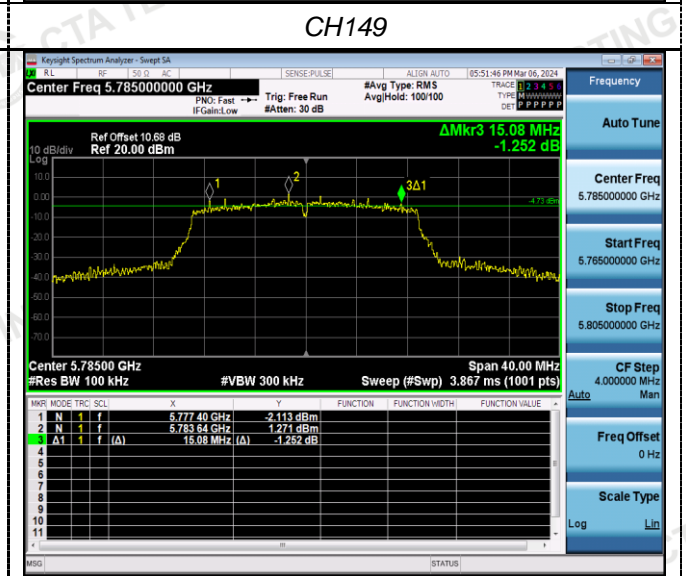
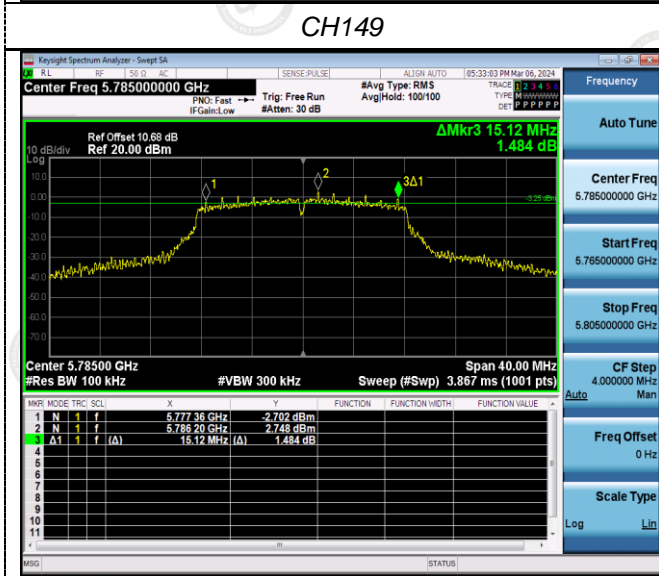
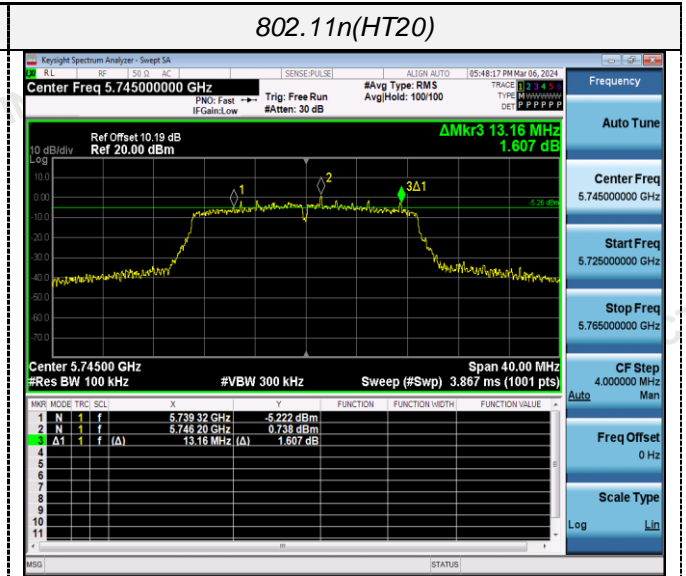
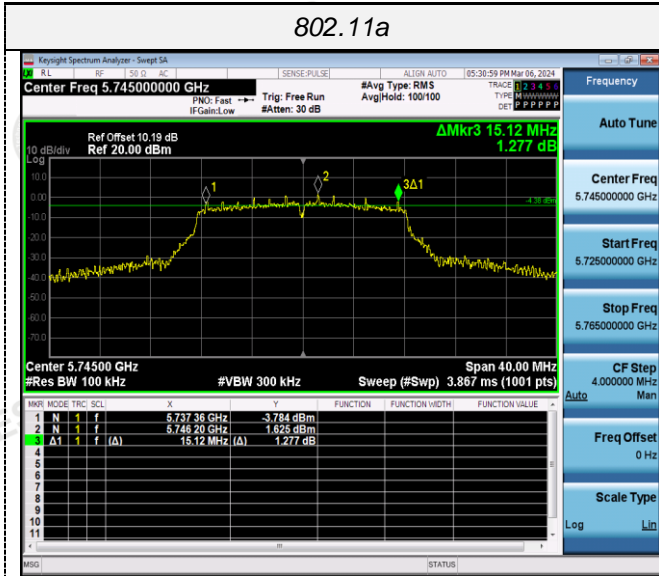
##### Test Configuration



##### Test Results

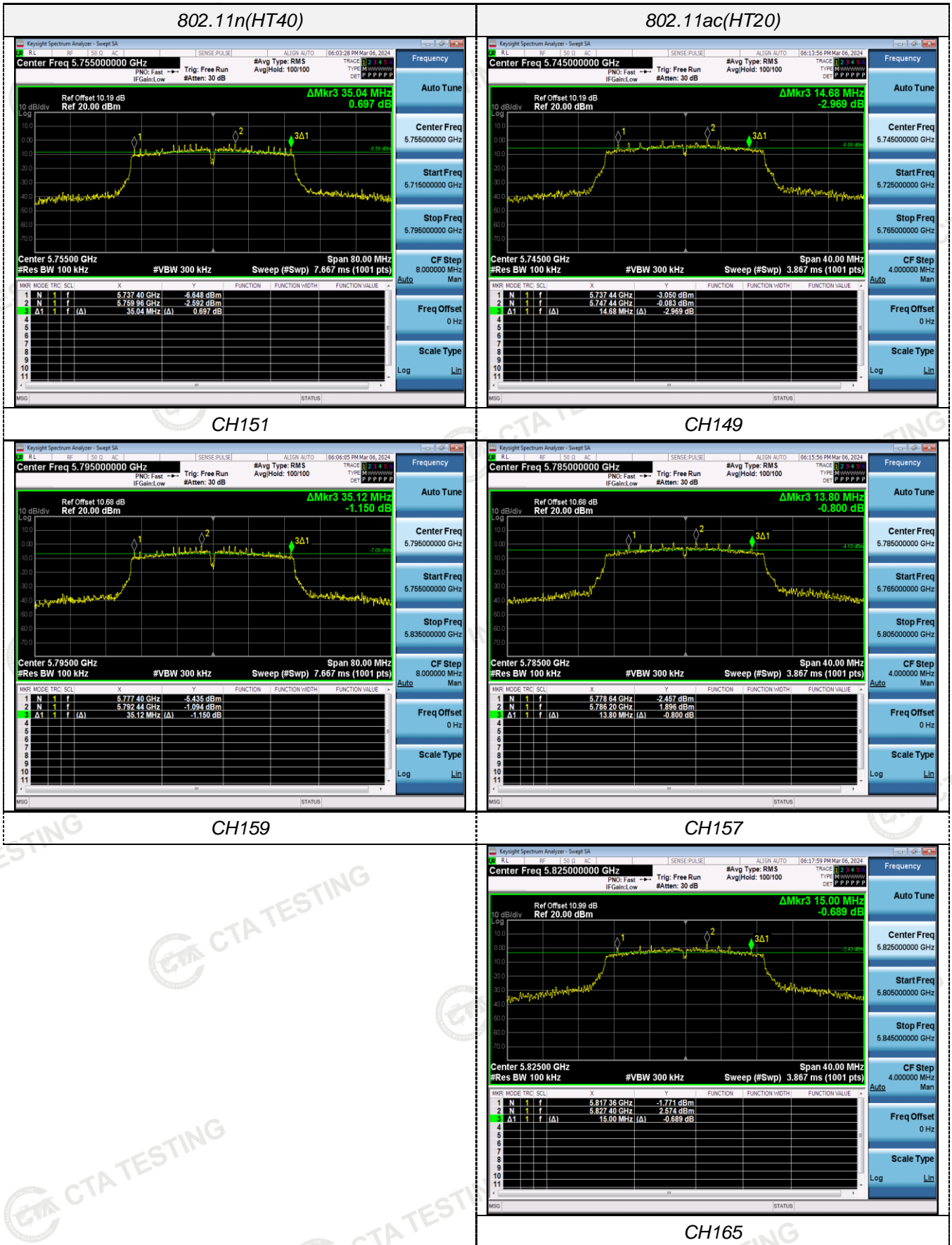
Type	Bands	Channel	6dB Bandwidth (MHz)	Limit (KHz)	Result
802.11a	U-NII 3	149	15.120	≥500KHz	Pass
		157	15.120		
		165	15.120		
802.11n(HT20)	U-NII 3	149	13.160		
		157	15.080		
		165	14.760		
802.11n(HT40)	U-NII 3	151	35.040		
		159	35.120		
802.11ac(HT20)	U-NII 3	149	14.680		
		157	13.800		
		165	15.000		
802.11ac(HT40)	U-NII 3	151	33.920		
		159	35.120		
802.11ac(HT80)	U-NII 3	155	75.040		

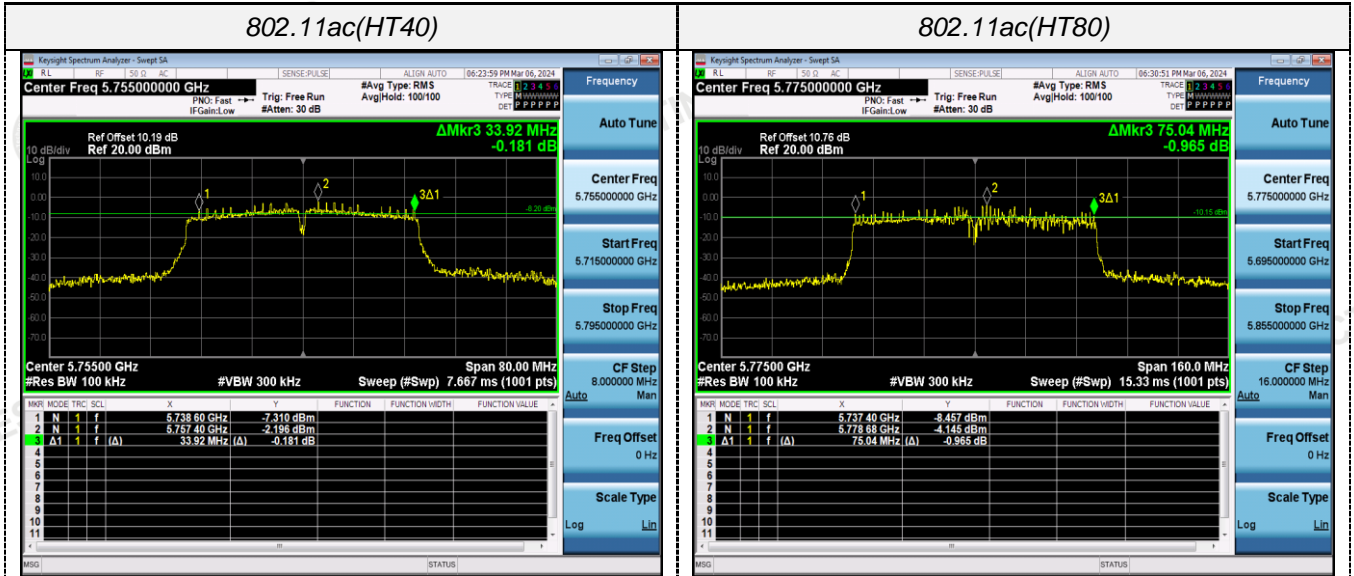
Test plot as follows:



CH165

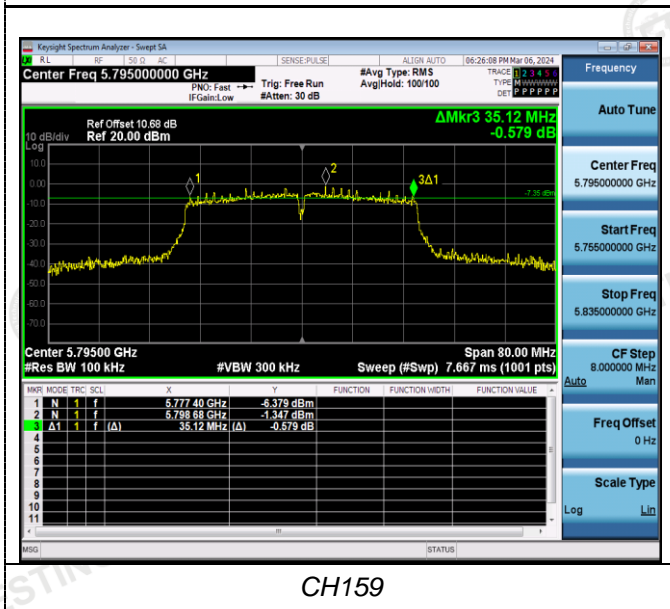
CH165





CH151

CH155



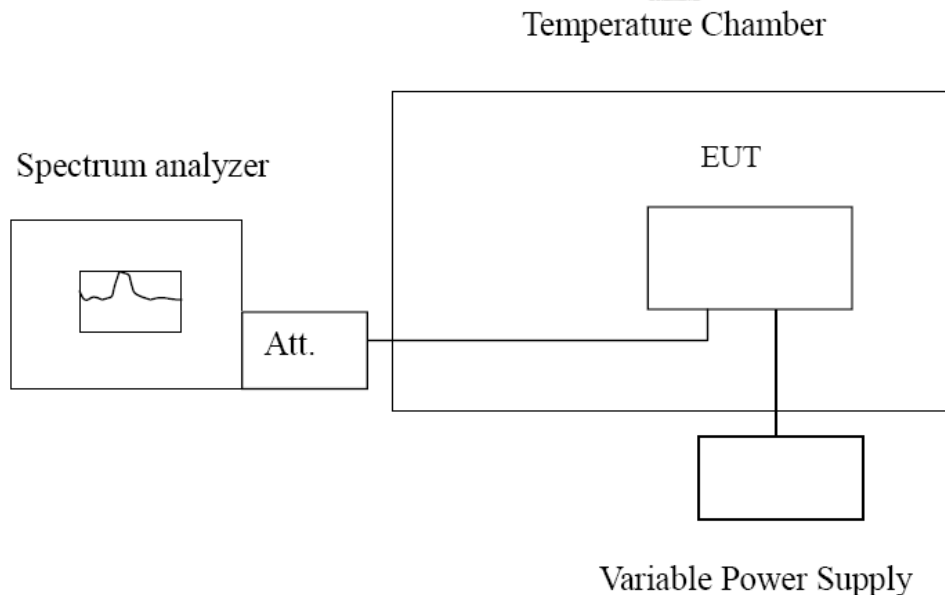
CH159

## 4.7 Frequency Stability

### LIMIT

Manufacturers of U-NII devices are responsible for ensuring frequency stability such that an emission is maintained within the band of operation under all conditions of normal operation as specified in the users manual.

### TEST CONFIGURATION



### TEST PROCEDURE

#### **Frequency Stability under Temperature Variations:**

The equipment under test was connected to an external AC or DC power supply and input rated voltage. RF output was connected to a frequency counter or spectrum analyzer via feed through attenuators. The EUT was placed inside the temperature chamber. Set the spectrum analyzer RBW low enough to obtain the desired frequency resolution and measure EUT 20°C operating frequency as reference frequency. Turn EUT off and set the chamber temperature to -30°C. After the temperature stabilized for approximately 30 minutes recorded the frequency. Repeat step measure with 10°C increased per stage until the highest temperature of +50°C reached.

#### **Frequency Stability under Voltage Variations:**

Set chamber temperature to 20°C. Use a variable AC power supply / DC power source to power the EUT and set the voltage to rated voltage. Set the spectrum analyzer RBW low enough to obtain the desired frequency resolution and recorded the frequency. Reduce the input voltage to specify extreme voltage variation ( $\pm 15\%$ ) and endpoint, record the maximum frequency change.


### TEST RESULTS

Record worst case as below:

Reference Frequency: 802.11ac channel=36 frequency=5180MHz					
Voltage ( V )	Temperature (°C)	Frequency error		Limit (ppm)	Result
		Hz	ppm		
AC 120	-30	110.56	0.021344	Within the band of operation	Pass
	-20	174.79	0.033743		
	-10	145.18	0.028027		
	0	146.66	0.028313		
	10	145.75	0.028137		
	20	99.39	0.019187		
	30	167.43	0.032322		
	40	129.39	0.024979		
AC 132	25	195.77	0.037793		
AC 108	25	118.47	0.022871		

Reference Frequency: 802.11ac channel=149 frequency=5745MHz					
Voltage ( V )	Temperature (°C)	Frequency error		Limit (ppm)	Result
		Hz	ppm		
AC 120	-30	135.72	0.023624	Within the band of operation	Pass
	-20	129.56	0.022552		
	-10	167.43	0.029144		
	0	169.89	0.029572		
	10	136.44	0.023749		
	20	144.94	0.025229		
	30	116.81	0.020332		
	40	168.61	0.029349		
AC 132	25	150.53	0.026202		
AC 108	25	129.83	0.022599		

## 5 Test Setup Photos of the EUT





## 6 Photos of the EUT

Reference to the test report No. CTA24030100401.

\*\*\*\*\* End of Report \*\*\*\*\*