

# Appendix A

Report No.:	CISRR24032813501
FCC ID:	2BFJS-S108
Product Name:	Bluetooth headphones
Model No.:	S108
Test Engineer:	Lucas Huang
Supervised by:	Rory Huang

## Conducted Peak Output Power

### Test Result

#### Left

Modulation	Packet Type	Channel	Peak Output Power (dBm)	Peak Output Power (mW)	Limit (dBm)	Result
GFSK	DH5	0	6.048	4.025	30	PASS
		39	6.051	4.028		PASS
		78	4.817	3.032		PASS
$\pi/4$ DQPSK	2-DH5	0	5.841	3.838	20.97	PASS
		39	5.848	3.844		PASS
		78	5.465	3.520		PASS
8DPSK	3-DH5	0	5.290	3.381		PASS
		39	5.218	3.325		PASS
		78	5.646	3.670		PASS

#### Right

Modulation	Packet Type	Channel	Peak Output Power (dBm)	Peak Output Power (mW)	Limit (dBm)	Result
GFSK	DH5	0	4.958	3.13	30	PASS
		39	4.961	3.13		PASS
		78	3.727	2.36		PASS
$\pi/4$ DQPSK	2-DH5	0	4.751	2.99	20.97	PASS
		39	4.758	2.99		PASS
		78	4.375	2.74		PASS
8DPSK	3-DH5	0	4.2	2.63		PASS
		39	4.128	2.59		PASS
		78	4.556	2.85		PASS

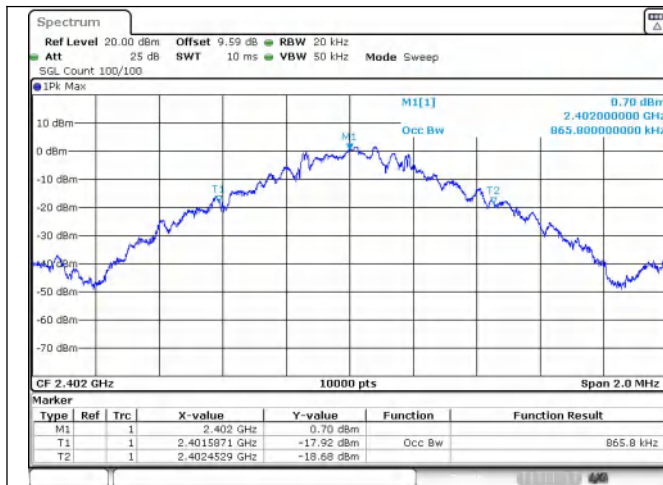
## 99% Bandwidth

### Test Result

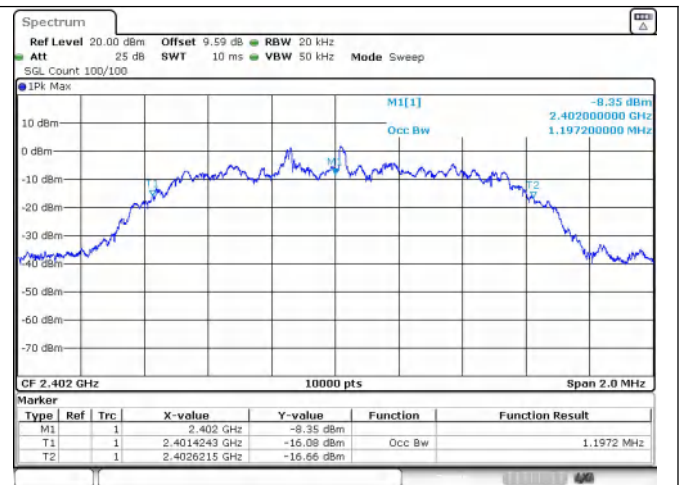
Left

Modulation	Channel	99% BW (MHz)
GFSK	0	0.86580
	39	0.88420
	78	0.87600
$\pi$ /4DQPSK	0	1.1970
	39	1.2010
	78	1.1940
8DPSK	0	1.2110
	39	1.2090
	78	1.2080

### Test Graphs



Date: 8.APR.2024 20:14:20



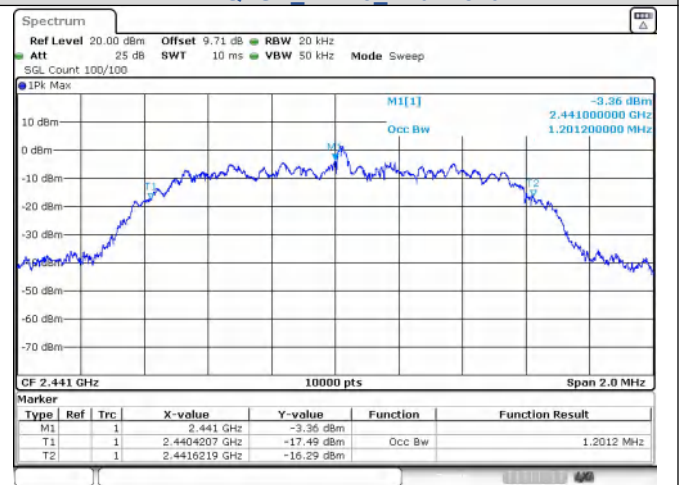
Date: 8.APR.2024 20:19:49

### GFSK\_DH5\_Channel 0

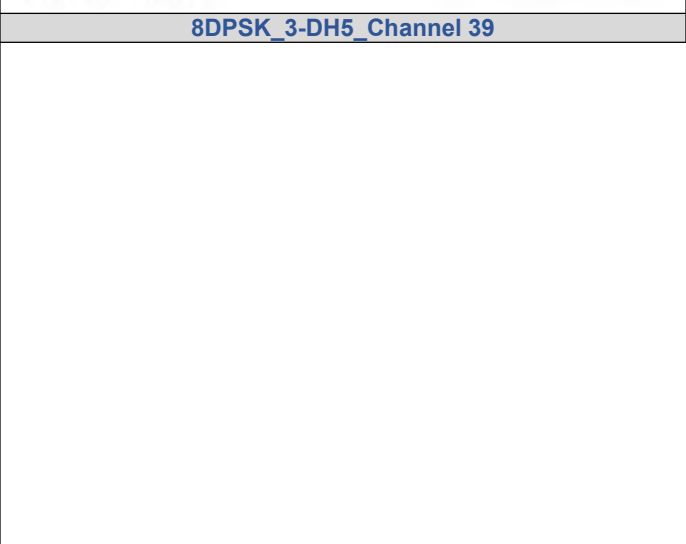
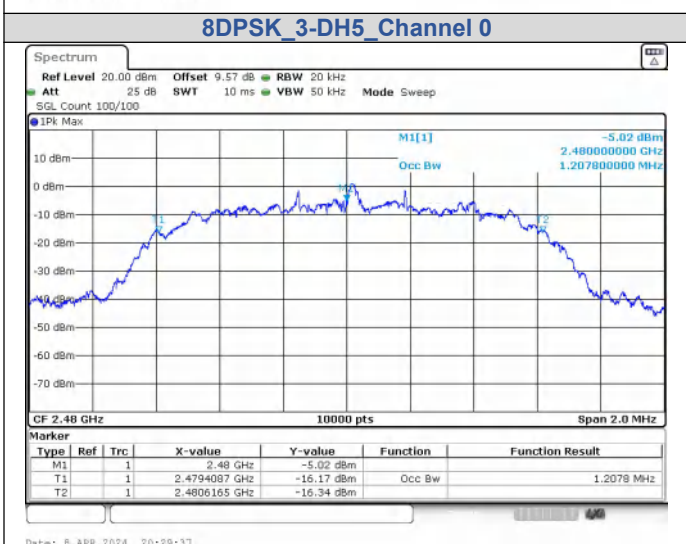
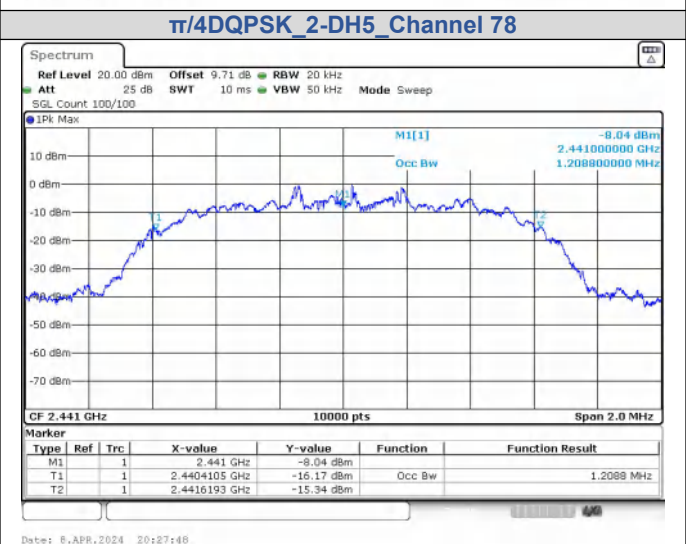
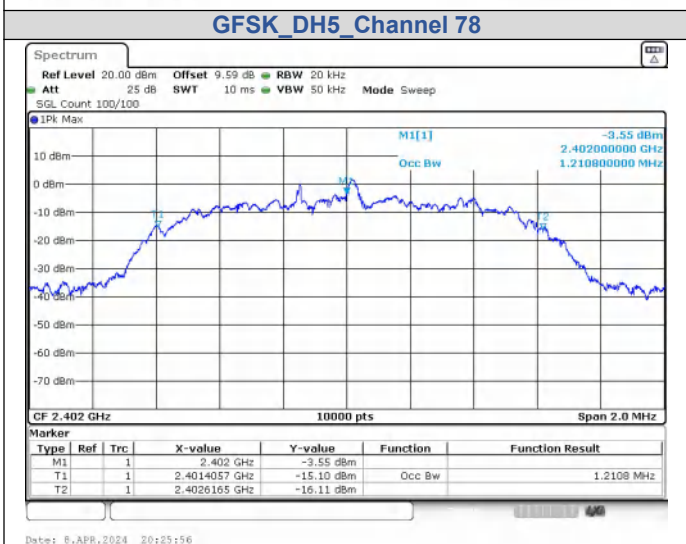
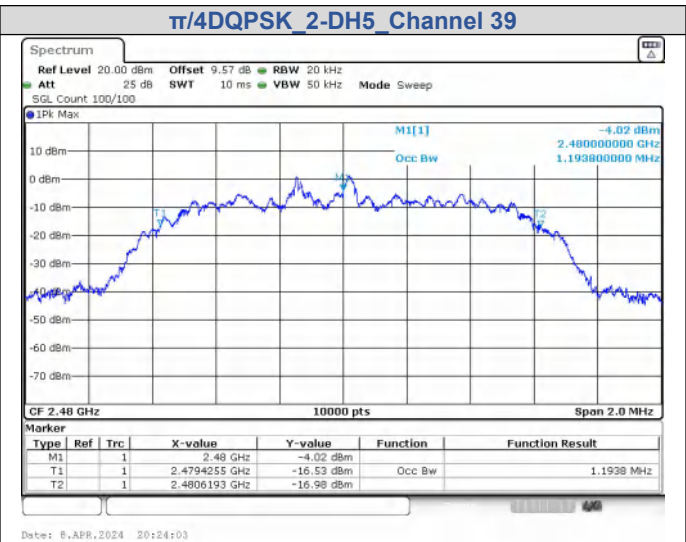
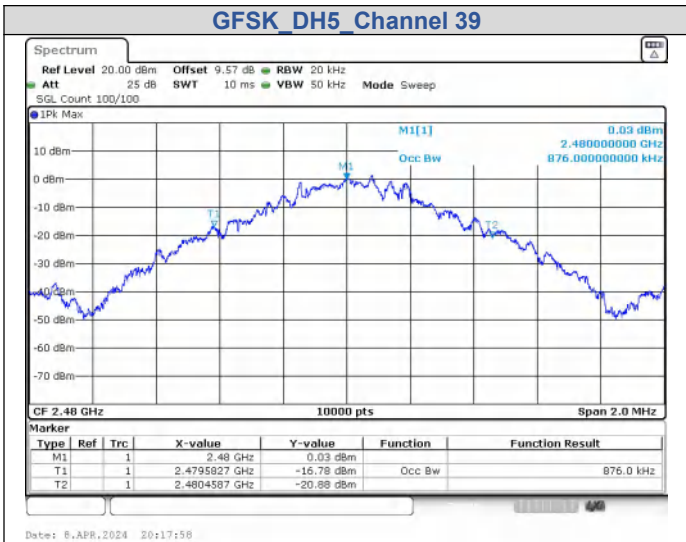


Date: 8.APR.2024 20:16:16

### $\pi$ /4DQPSK\_2-DH5\_Channel 0



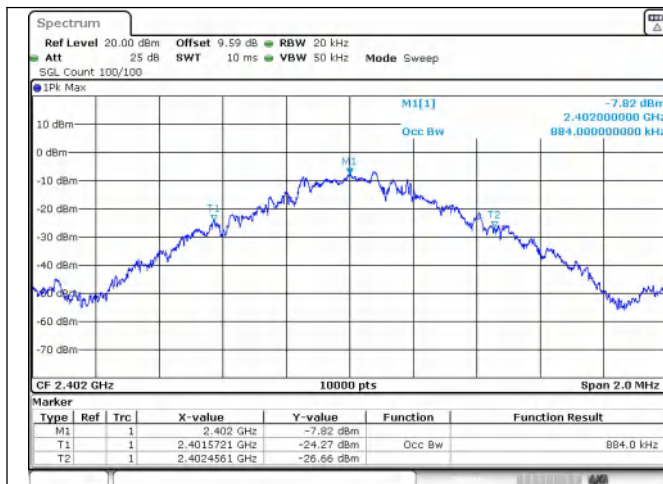
Date: 8.APR.2024 20:22:19



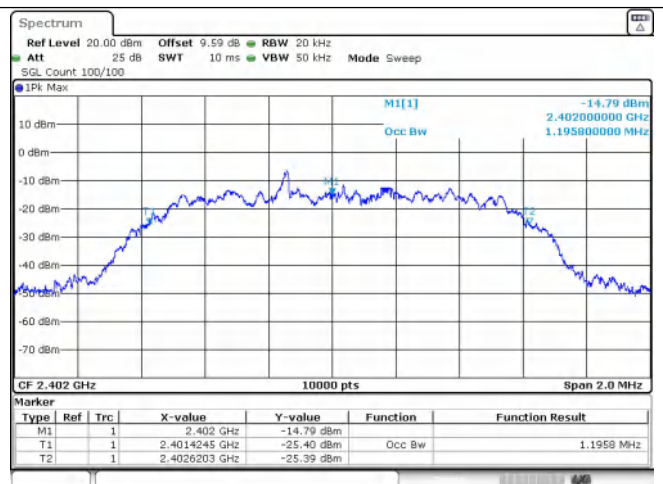
Right

Modulation	Channel	99% BW (MHz)
GFSK	0	0.88400
	39	0.88360
	78	0.87640
$\pi/4$ DQPSK	0	1.1960
	39	1.1950
	78	1.1940
8DPSK	0	1.2070
	39	1.2140
	78	1.2110

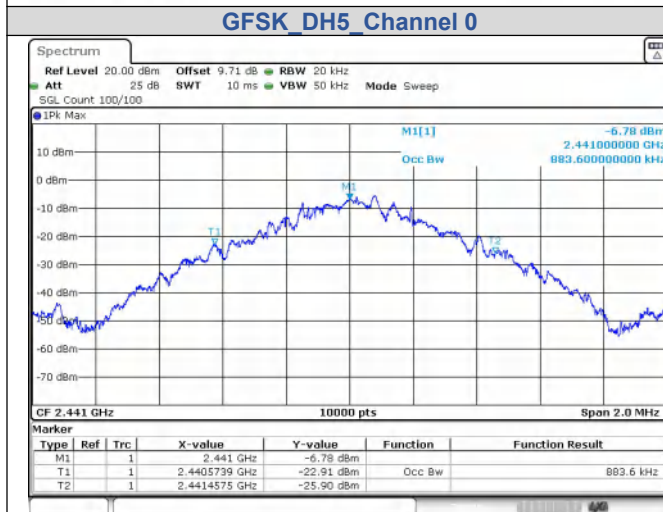
## Test Graphs



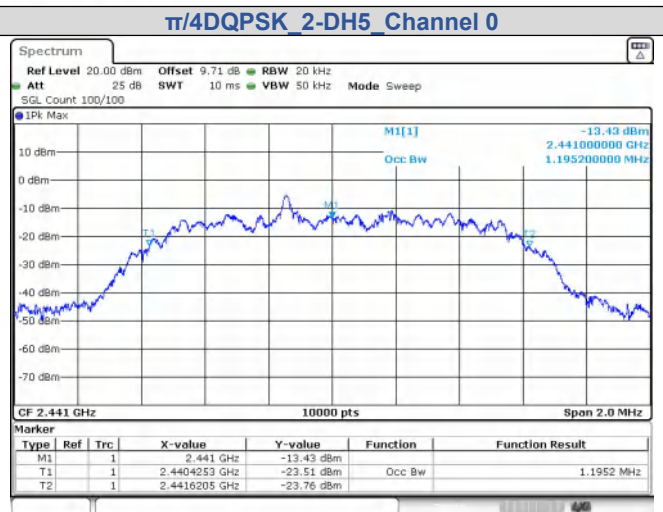
Date: 11.APR.2024 20:02:42



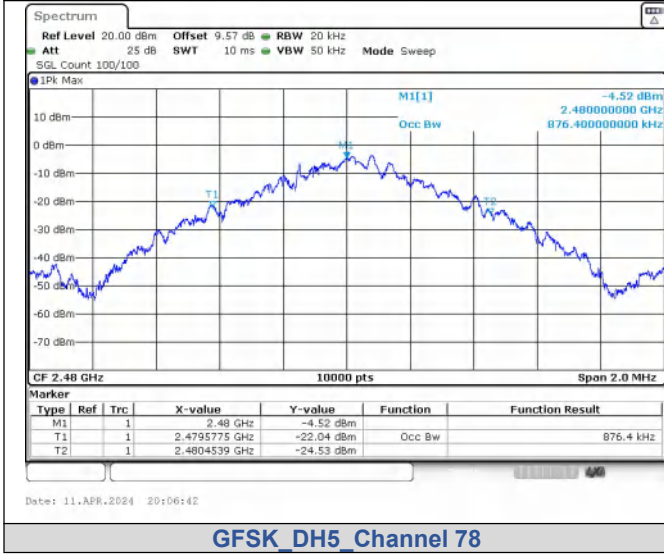
Date: 11.APR.2024 20:08:46



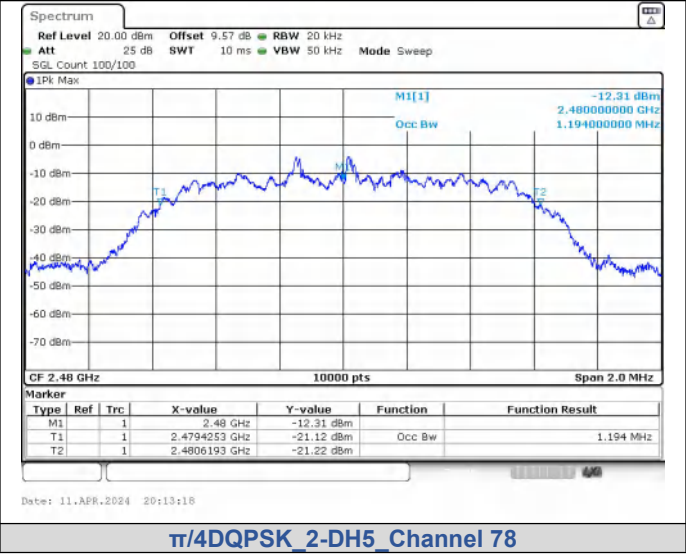
Date: 11.APR.2024 20:04:49



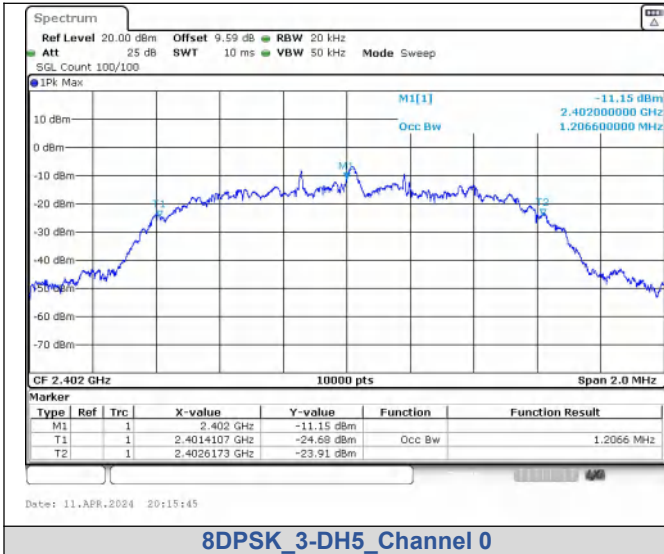
Date: 11.APR.2024 20:11:06



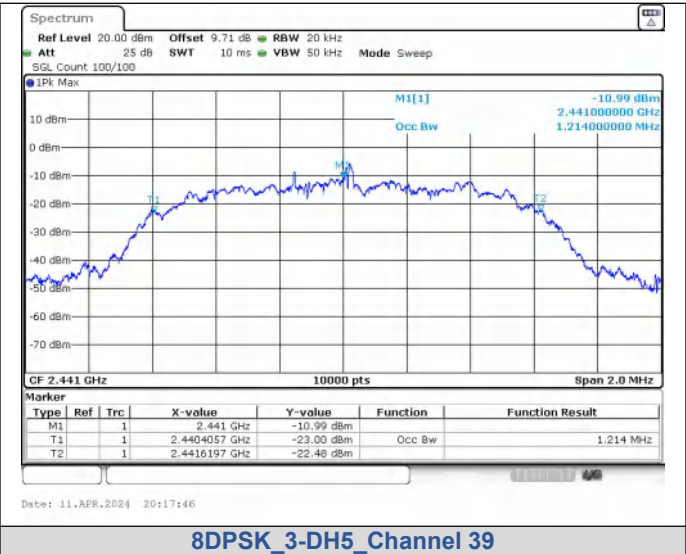
GFSK\_DH5\_Channel 78



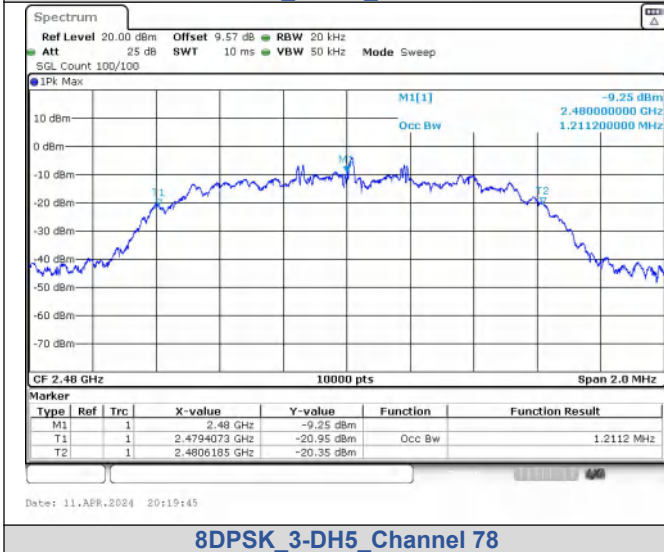
$\pi/4$ DQPSK\_2-DH5\_Channel 78



8DPSK\_3-DH5\_Channel 0



8DPSK\_3-DH5\_Channel 39



8DPSK\_3-DH5\_Channel 78

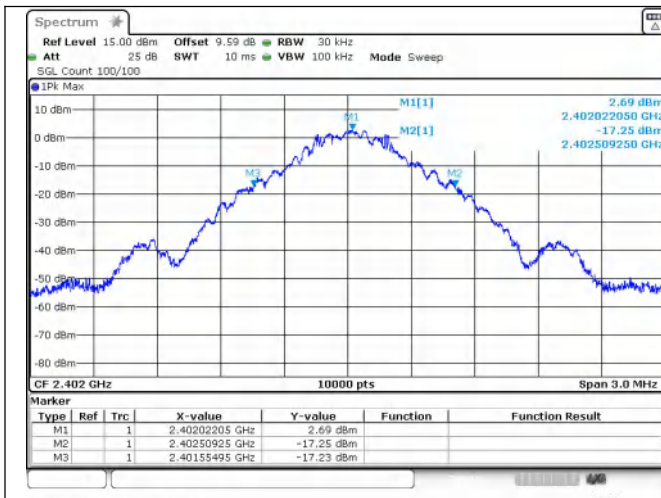
## 20dB Bandwidth

### Test Result

Left

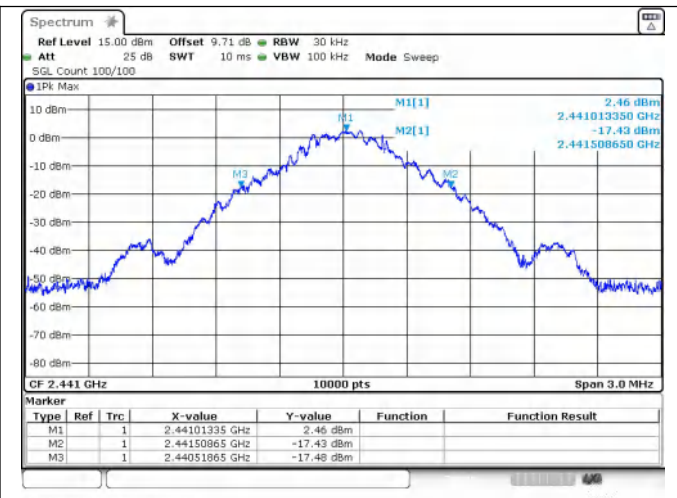
Modulation	Channel	Center Frequency (MHz)	20 dB Bandwidth (MHz)
GFSK	0	2402 MHz	0.9600
	39	2441 MHz	0.9900
	78	2480 MHz	0.9600
$\pi/4$ DQPSK	0	2402 MHz	1.300
	39	2441 MHz	1.300
	78	2480 MHz	1.320
8DPSK	0	2402 MHz	1.310
	39	2441 MHz	1.320
	78	2480 MHz	1.290

## Test Graphs



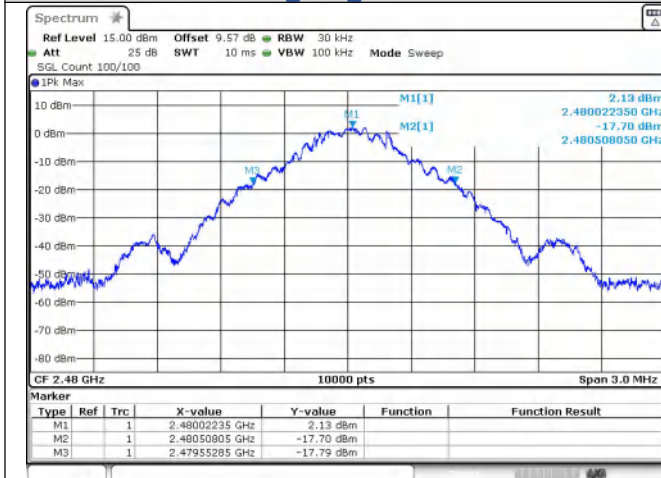
Date: 8.APR.2024 20:14:44

GFSK\_DH5\_Channel 0



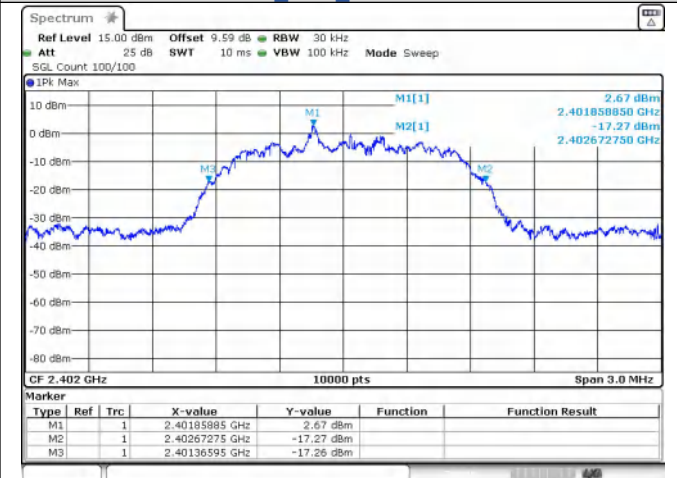
Date: 8.APR.2024 20:16:32

GFSK\_DH5\_Channel 39

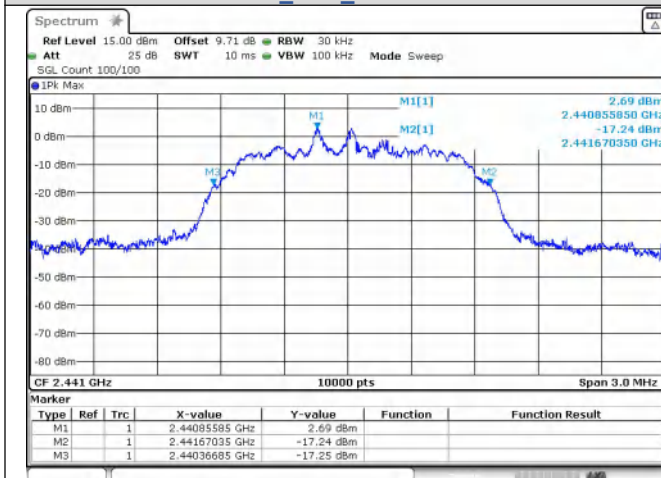


Date: 8.APR.2024 20:18:14

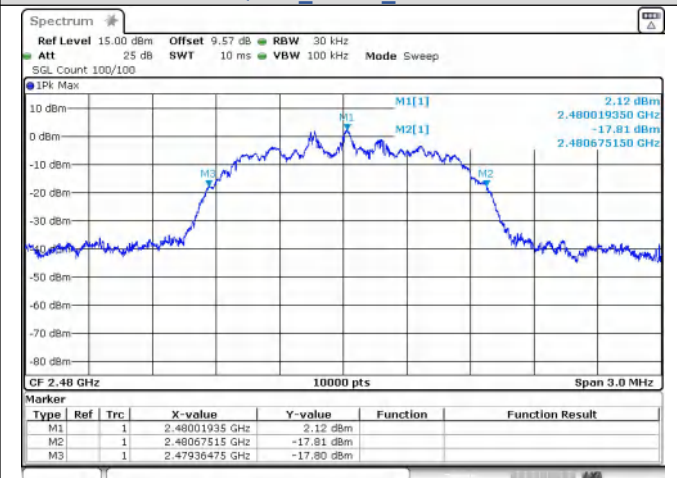
GFSK\_DH5\_Channel 78



Date: 8.APR.2024 20:20:05

 $\pi/4$ DQPSK\_2-DH5\_Channel 0


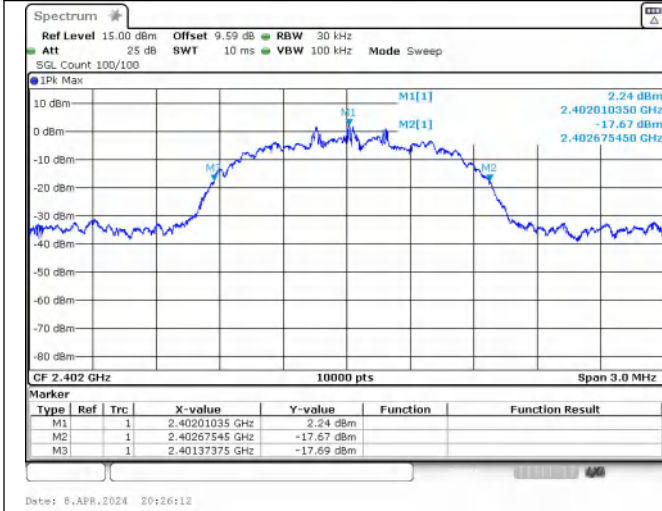
Date: 8.APR.2024 20:22:35

 $\pi/4$ DQPSK\_2-DH5\_Channel 39


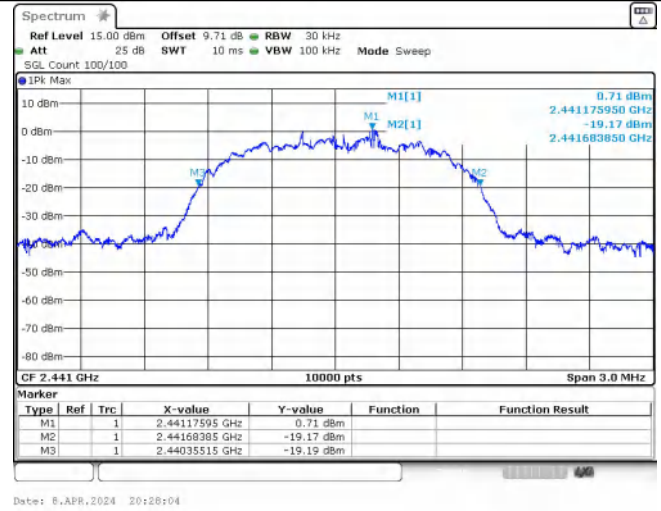
Date: 8.APR.2024 20:24:19

 $\pi/4$ DQPSK\_2-DH5\_Channel 78

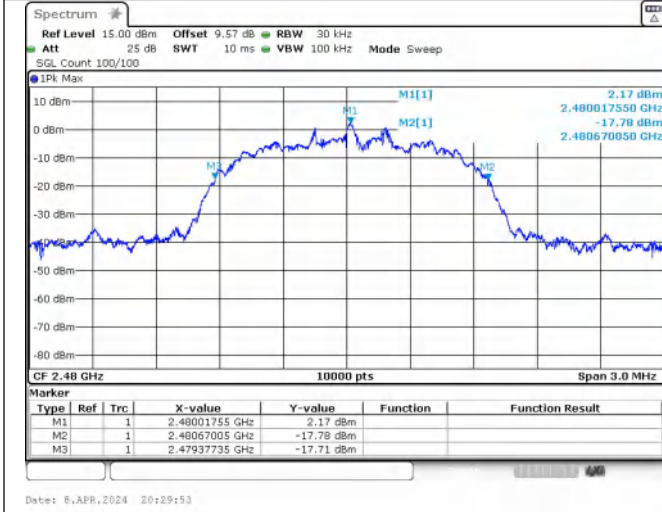




8DPSK\_3-DH5\_Channel 0



8DPSK\_3-DH5\_Channel 39

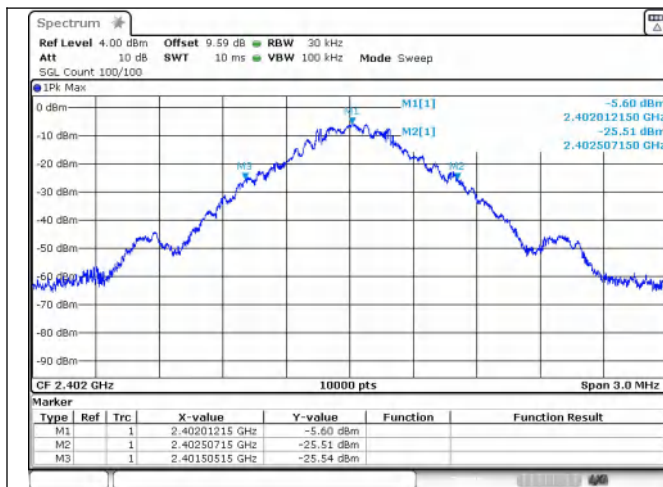


8DPSK\_3-DH5\_Channel 78

Right

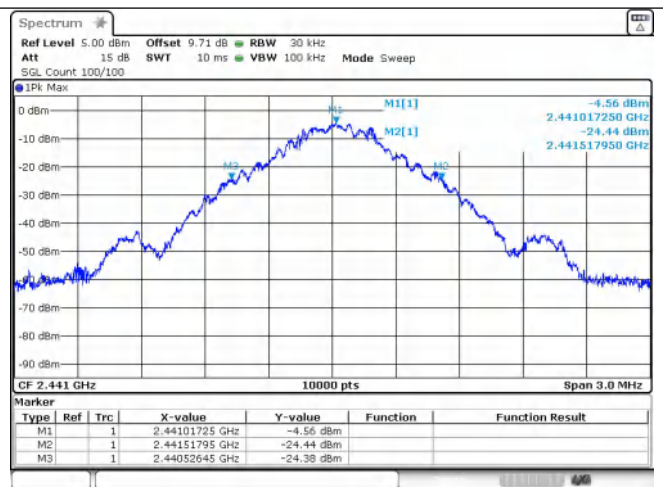
Modulation	Channel	Center Frequency (MHz)	20 dB Bandwidth (MHz)
GFSK	0	2402 MHz	1.000
	39	2441 MHz	0.9900
	78	2480 MHz	0.9900
$\pi/4$ DQPSK	0	2402 MHz	1.280
	39	2441 MHz	1.310
	78	2480 MHz	1.310
8DPSK	0	2402 MHz	1.290
	39	2441 MHz	1.290
	78	2480 MHz	1.300

## Test Graphs



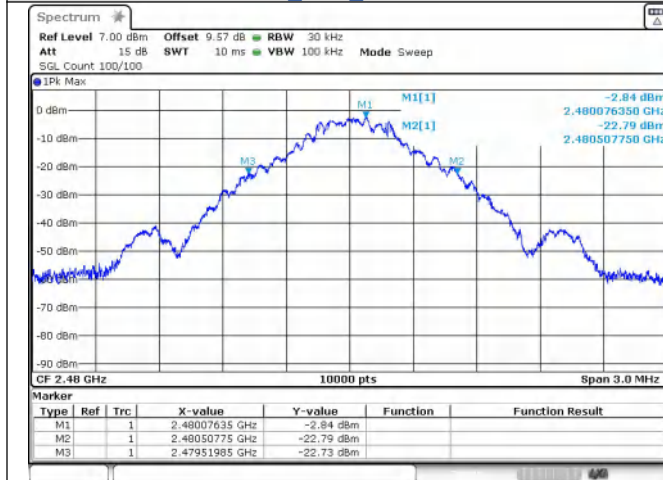
Date: 11.APR.2024 20:03:04

## GFSK DH5 Channel 0



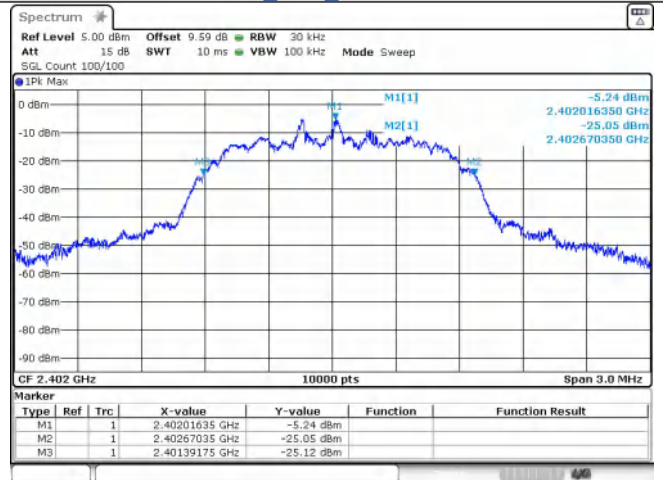
Date: 11.APR.2024 20:05:11

## GFSK DH5 Channel 39



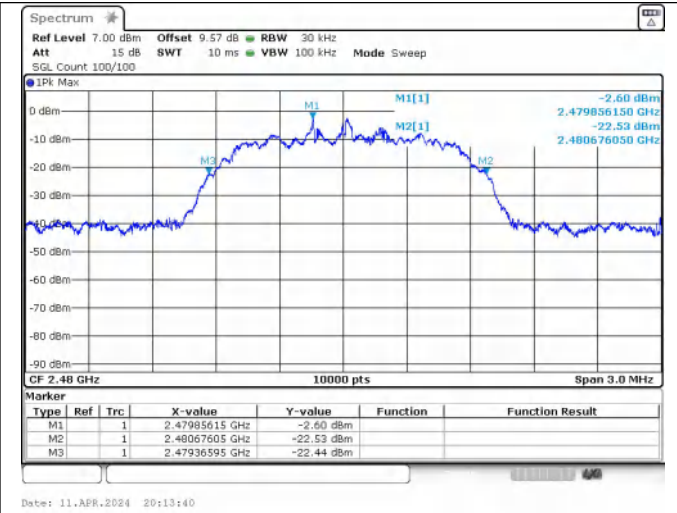
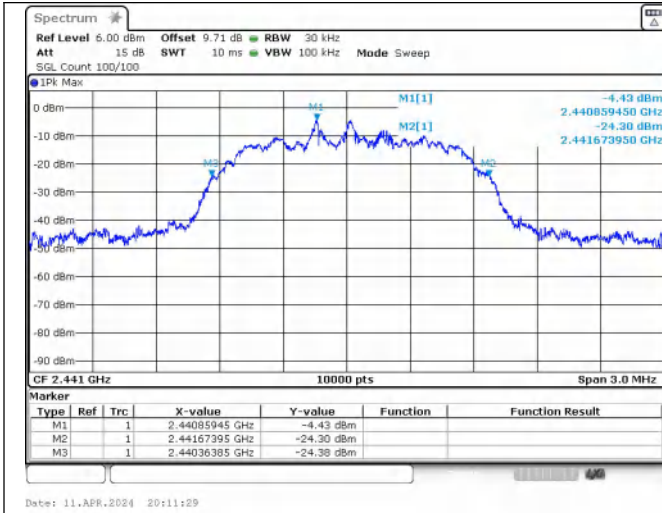
Date: 11.APR.2024 20:07:05

## GFSK DH5 Channel 78



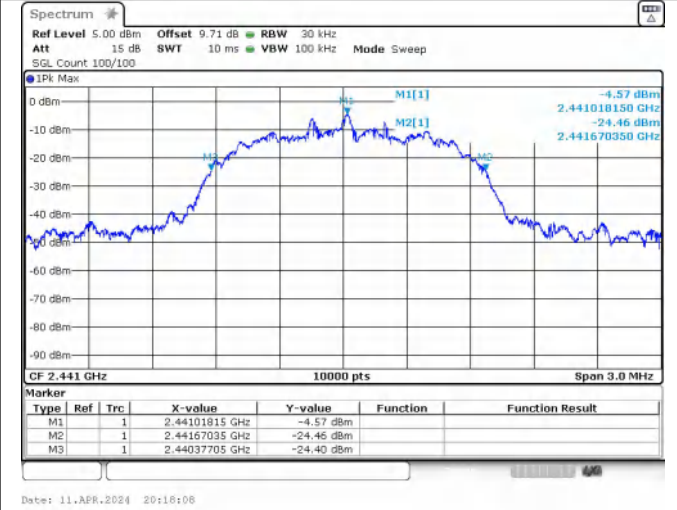
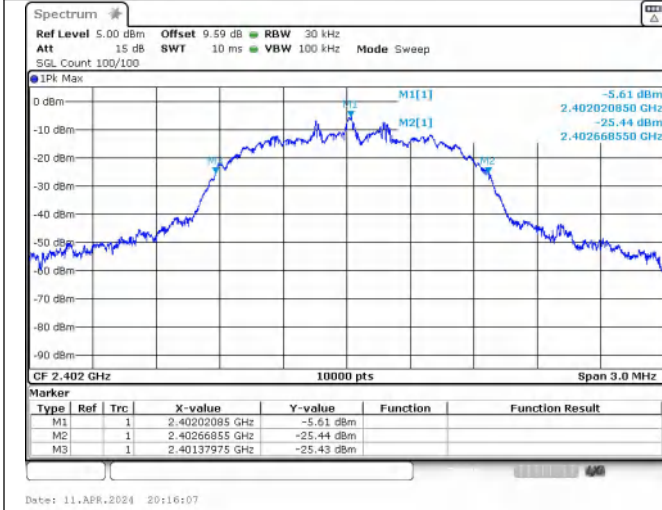
Date: 11.APR.2024 20:09:09

 $\pi/4$ DQPSK 2-DH5 Channel 0



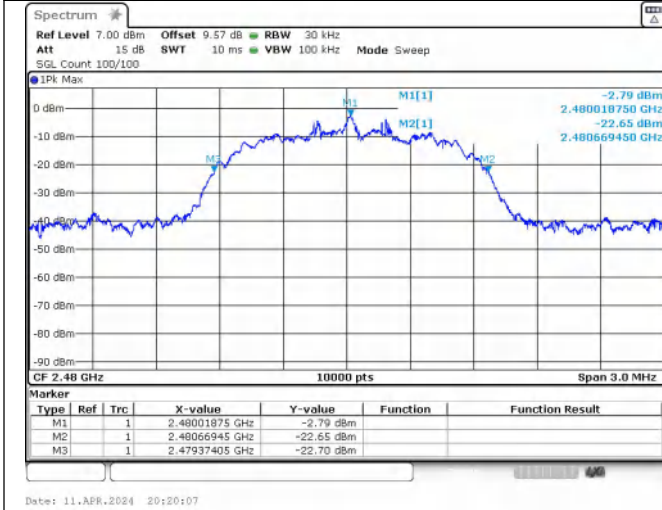
$\pi/4$ DQPSK\_2-DH5\_Channel 39

$\pi/4$ DQPSK\_2-DH5\_Channel 78



8DPSK\_3-DH5\_Channel 0

8DPSK\_3-DH5\_Channel 39



8DPSK\_3-DH5\_Channel 78

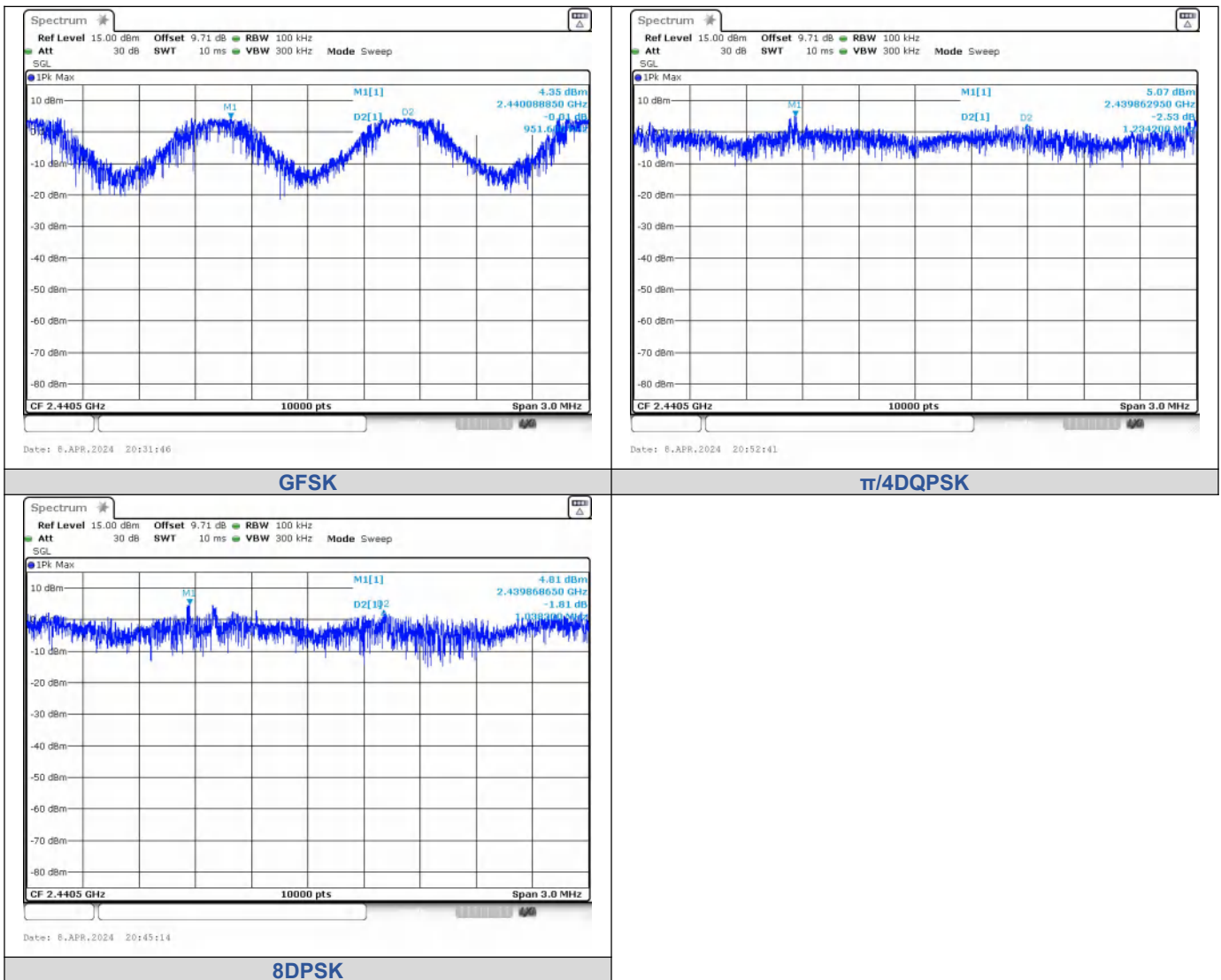
## Carrier Frequencies Separation

### Test Result

#### Left

Modulation	Packet	Left Center frequency (MHz)	Right Center frequency (MHz)	Hopping Frequency Separation (MHz)	Limit (MHz)	Result
GFSK	DH5	2440.0889	2441.0404	0.9516	0.64	PASS
$\pi/4$ DQPSK	2-DH5	2439.863	2441.0972	1.2342	0.867	PASS
8DPSK	3-DH5	2439.8686	2440.907	1.0383	0.873	PASS

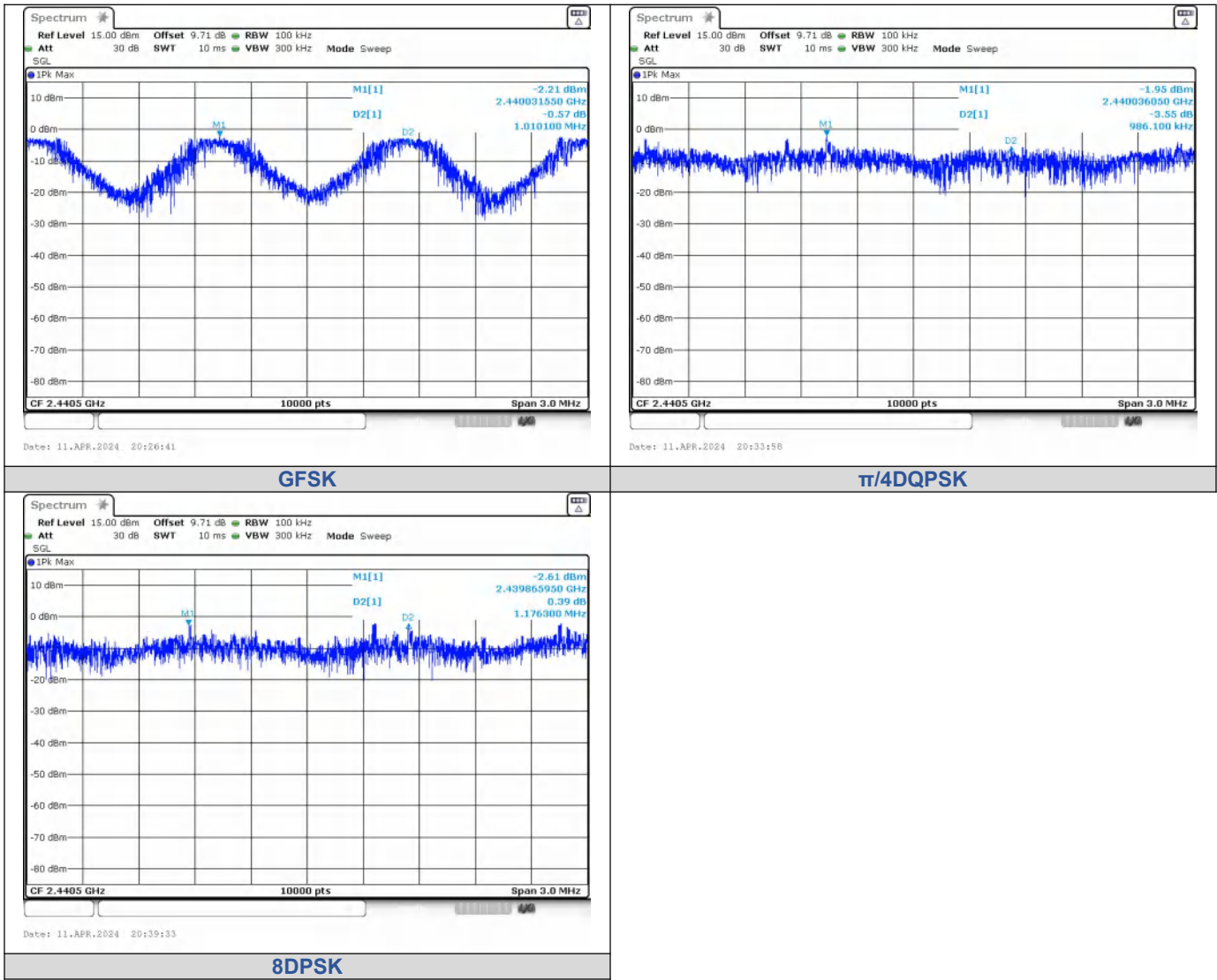
### Test Graphs



Right

Modulation	Packet	Left Center frequency (MHz)	Right Center frequency (MHz)	Hopping Frequency Separation (MHz)	Limit (MHz)	Result
GFSK	DH5	2440.0316	2441.0417	1.0101	0.667	PASS
$\pi/4$ DQPSK	2-DH5	2440.0361	2441.0221	0.9861	0.853	PASS
8DPSK	3-DH5	2439.8659	2441.0422	1.1763	0.86	PASS

Test Graphs



## Conducted Out Of Band Emission

### Test Result

Left

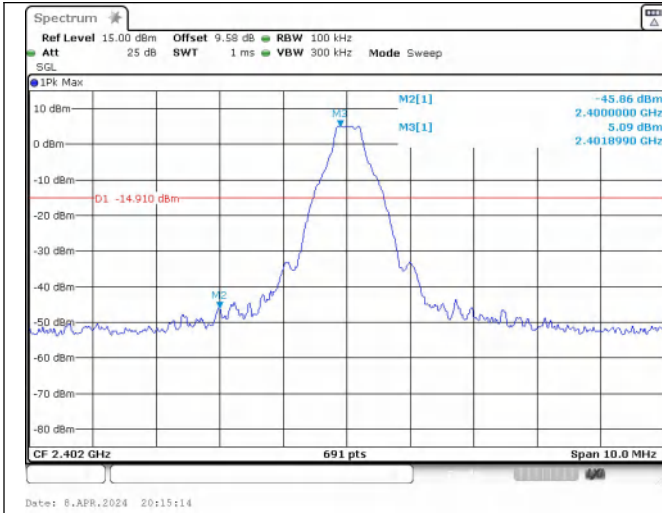
Non-Hopping

Modulation	Packet	Channel	OOB Emission Frequency (MHz)	OOB Emission Level (dBm)	Limit (dBm)	Over Limit (dB)	Result
GFSK	DH5	0	2400.00	-45.857	-14.91	-30.947	PASS
			7205.96	-35.083	-14.91	-20.173	PASS
		39	9763.72	-39.776	-14.94	-24.836	PASS
		78	2483.50	-51.714	-15.31	-36.404	PASS
			7439.85	-39.449	-15.31	-24.139	PASS
$\pi/4$ DQPSK	2-DH5	0	2400.00	-44.857	-14.89	-29.967	PASS
			9608.08	-37.805	-14.89	-22.915	PASS
		39	9763.72	-39.299	-15.04	-24.259	PASS
		78	2483.50	-51.704	-15.33	-36.374	PASS
			9920.20	-39.672	-15.33	-24.342	PASS
8DPSK	3-DH5	0	2400.00	-46.648	-15.17	-31.478	PASS
			9608.08	-37.340	-15.17	-22.170	PASS
		39	9763.72	-39.682	-15.27	-24.412	PASS
		78	2483.50	-51.858	-15.45	-36.407	PASS
			9920.20	-39.606	-15.45	-24.156	PASS

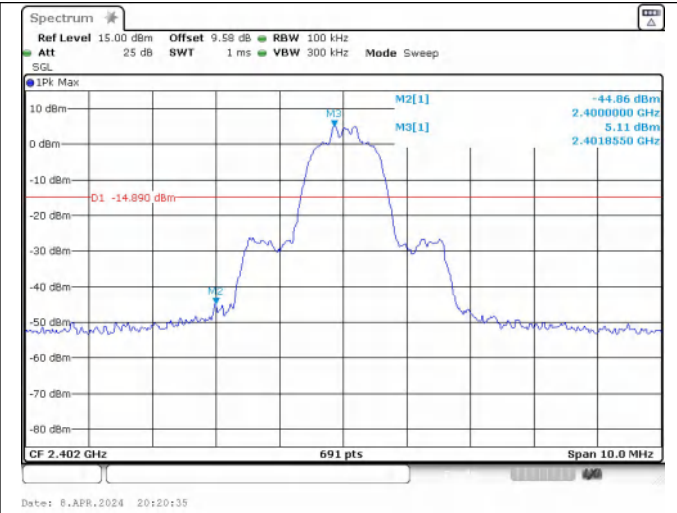
Hopping

Modulation	Packet	Channel	OOB Emission Frequency (MHz)	OOB Emission Level (dBm)	Limit (dBm)	Over Limit (dB)	Result
GFSK	DH5	Hopping	2395.04	-49.497	-14.86	-34.637	PASS
			2400.00	-51.509	-14.86	-36.649	PASS
			2483.50	-51.203	-15.31	-35.893	PASS
			2396.22	-49.383	-14.88	-34.503	PASS
			2400.00	-51.158	-14.88	-36.278	PASS
			2483.50	-51.389	-15.46	-35.929	PASS
$\pi/4$ DQPSK	2-DH5		2395.54	-48.893	-15.01	-33.883	PASS
			2400.00	-49.419	-15.01	-34.409	PASS
			2483.50	-50.976	-15.51	-35.466	PASS
			2397.84	-49.920	-15.21	-34.710	PASS
			2400.00	-50.576	-15.21	-35.366	PASS
			2483.50	-52.061	-16.6	-35.461	PASS
8DPSK	3-DH5	2398.97	-47.541	-15.27	-32.271	PASS	
		2400.00	-50.325	-15.27	-35.055	PASS	
		2483.50	-51.704	-15.74	-35.964	PASS	
		2398.26	-50.495	-15.81	-34.685	PASS	
		2400.00	-51.888	-15.81	-36.078	PASS	
		2483.50	-51.336	-18.04	-33.296	PASS	

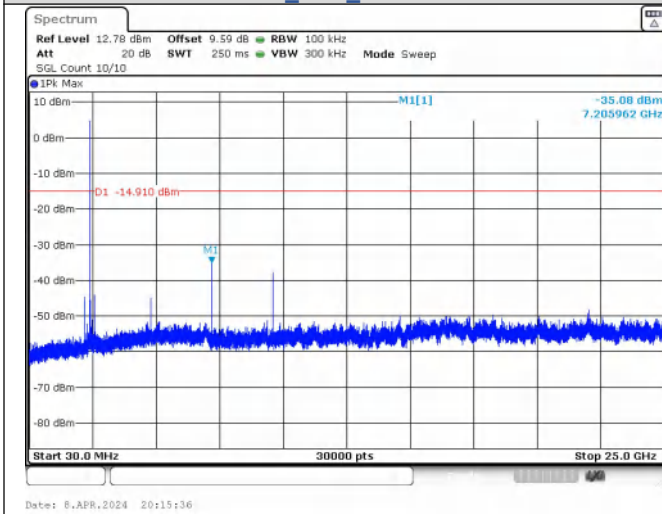
Test Graphs



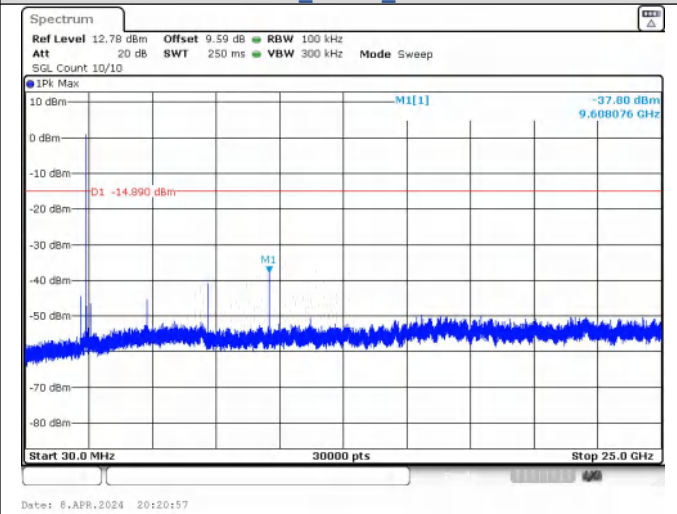
**Out Of Band Emission  
GFSK\_DH5\_Channel 0**



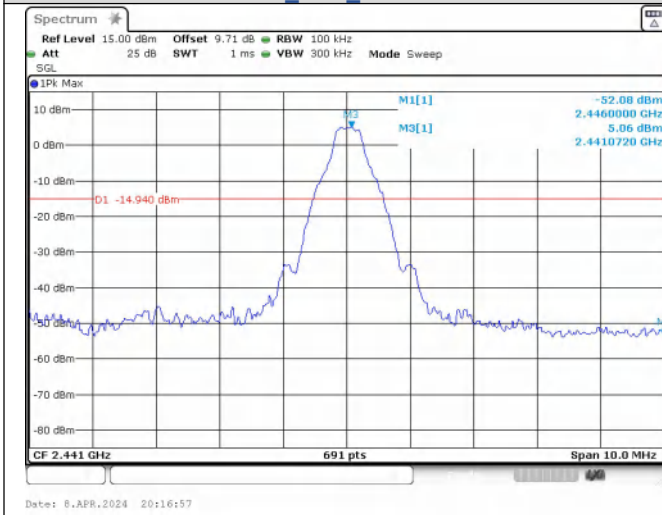
**Out Of Band Emission  
 $\pi/4$ QPSK\_2-DH5\_Channel 0**



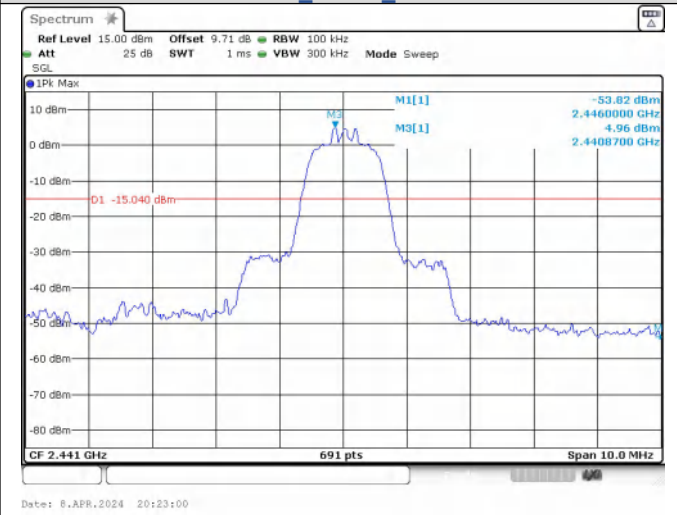
**Spurious Emission  
GFSK\_DH5\_Channel 0**



**Spurious Emission  
 $\pi/4$ QPSK\_2-DH5\_Channel 0**

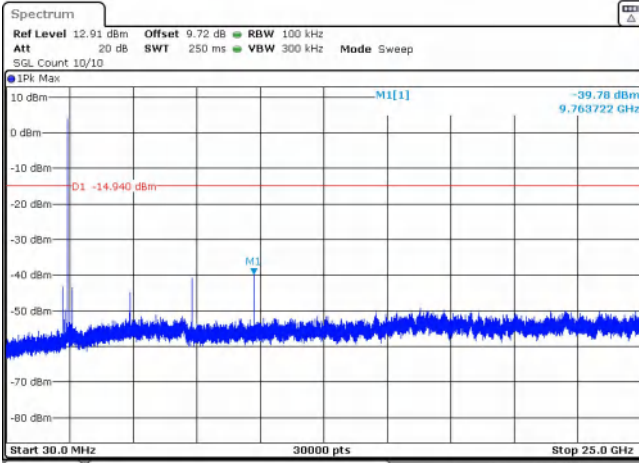


**Out Of Band Emission**



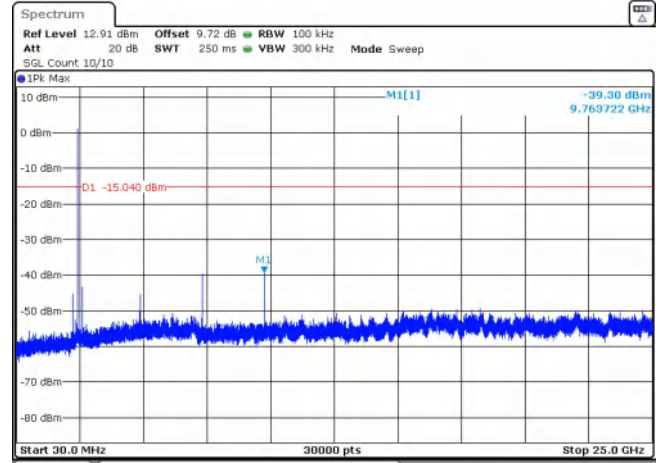
**Out Of Band Emission**

**GFSK\_DH5\_Channel 39**



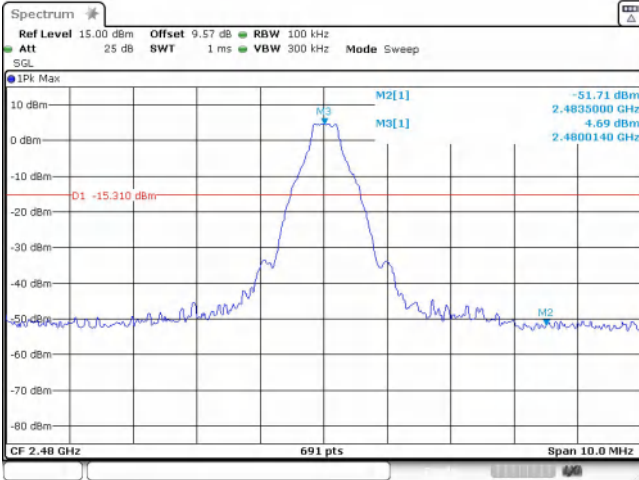
Date: 8.APR.2024 20:17:19

**$\pi/4$ DQPSK\_2-DH5\_Channel 39**



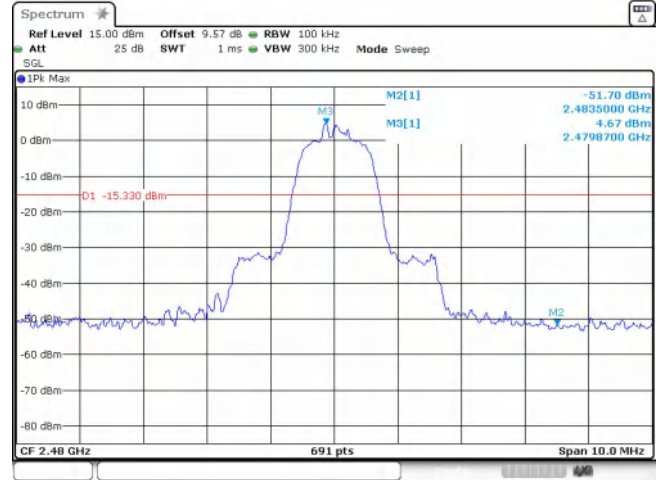
Date: 8.APR.2024 20:23:22

**Spurious Emissions  
GFSK\_DH5\_Channel 39**



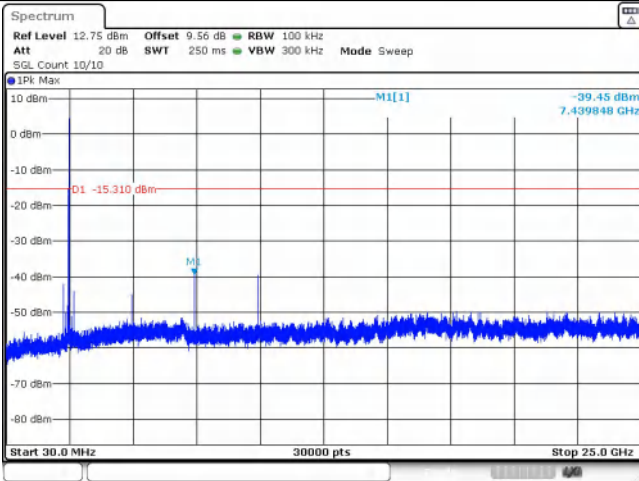
Date: 8.APR.2024 20:18:43

**Spurious Emissions  
 $\pi/4$ DQPSK\_2-DH5\_Channel 39**



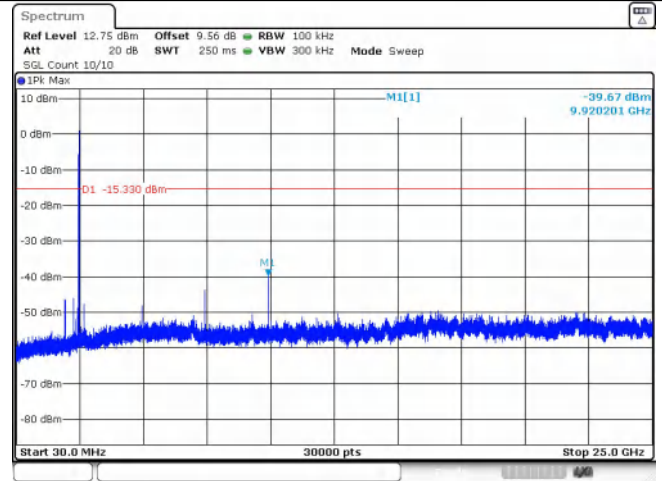
Date: 8.APR.2024 20:24:46

**Out Of Band Emission  
GFSK\_DH5\_Channel 78**



Date: 8.APR.2024 20:19:06

**Out Of Band Emission  
 $\pi/4$ DQPSK\_2-DH5\_Channel 78**

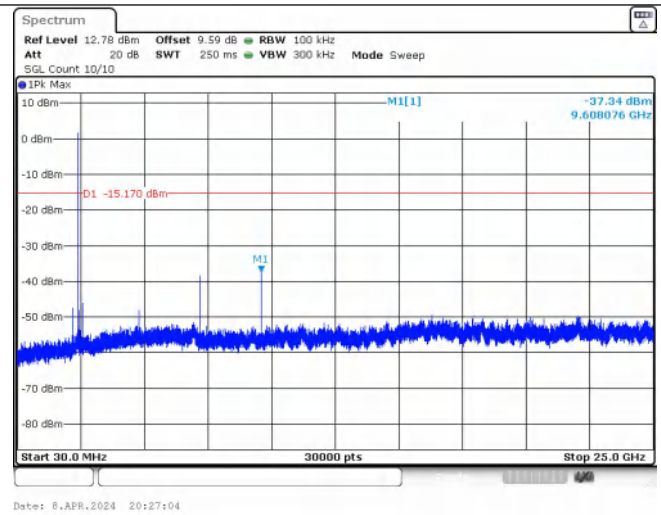
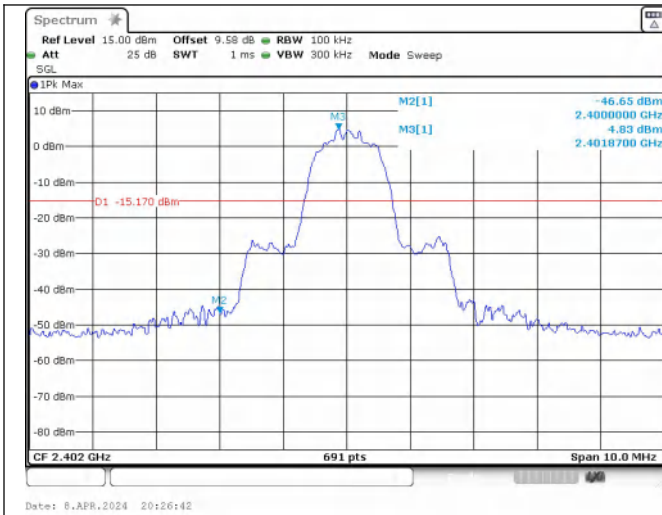


Date: 8.APR.2024 20:25:11



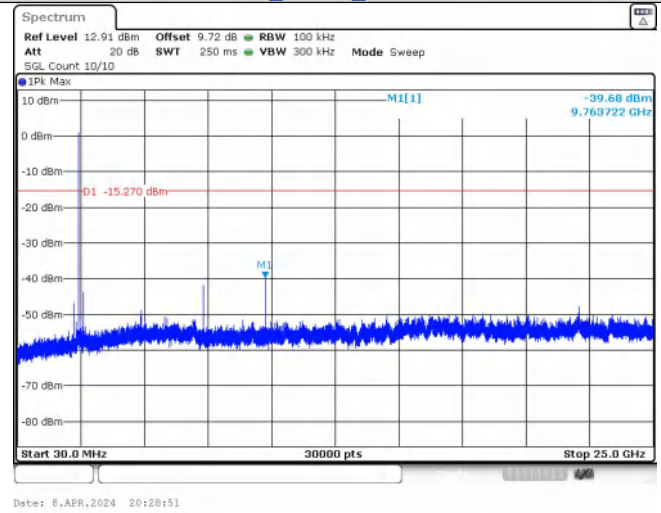
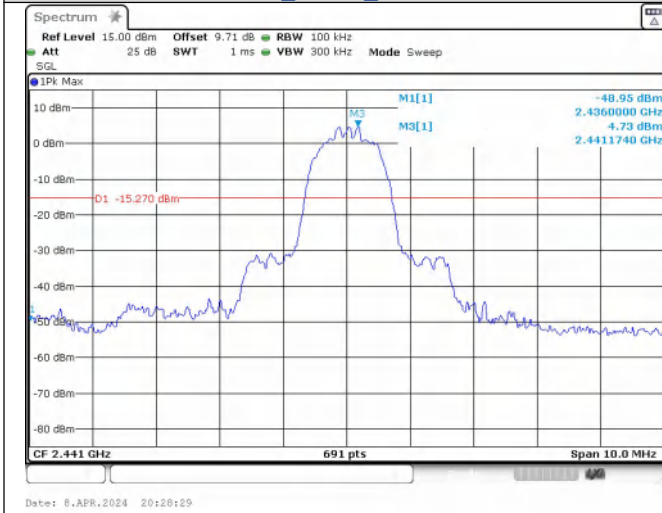
**Spurious Emission**  
**GFSK\_DH5\_Channel 78**

**Spurious Emission**  
 **$\pi/4$ DQPSK\_2-DH5\_Channel 78**



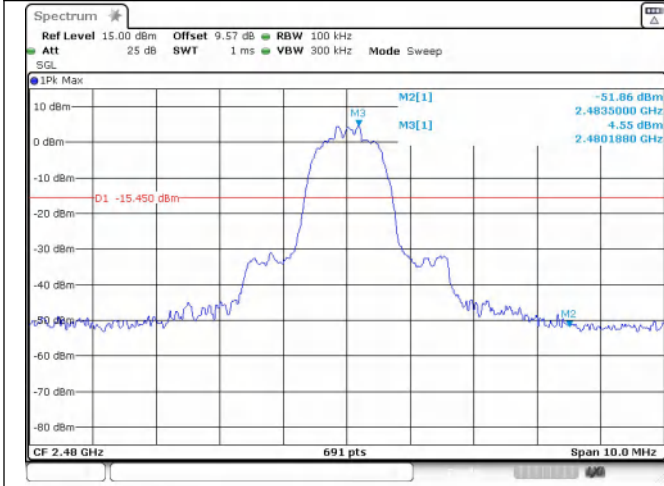
**Out Of Band Emission**  
**8DPSK\_3-DH5\_Channel 0**

**Spurious Emission**  
**8DPSK\_3-DH5\_Channel 0**

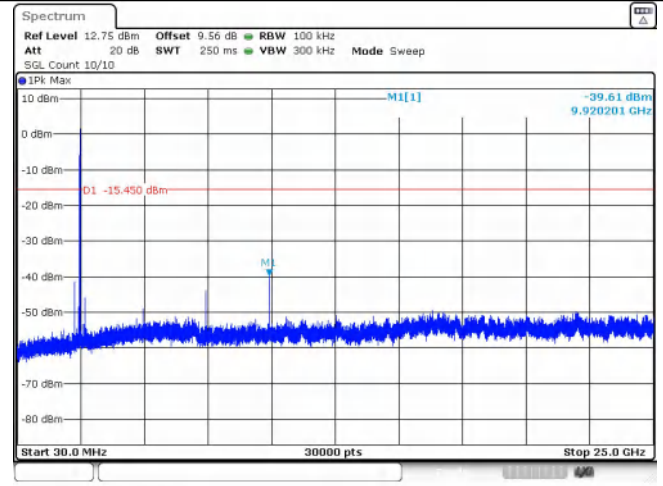


**Out Of Band Emission**  
**8DPSK\_3-DH5\_Channel 39**

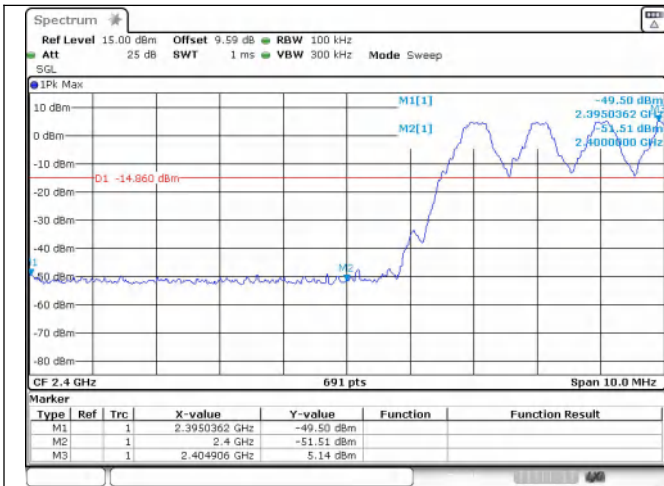
**Spurious Emissions**  
**8DPSK\_3-DH5\_Channel 39**



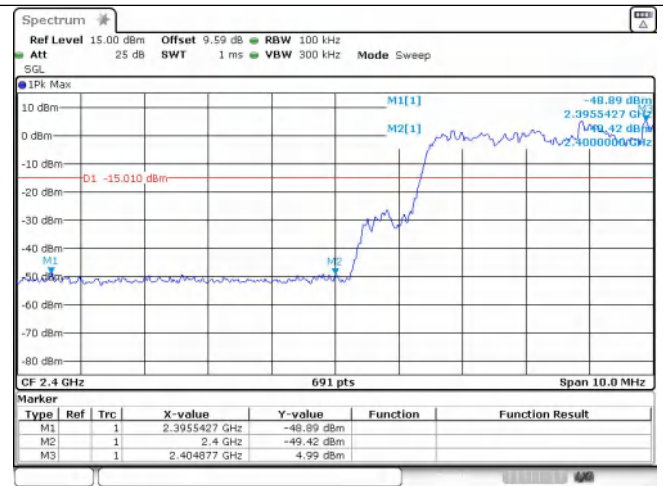
**Out Of Band Emission  
8DPSK\_3-DH5\_Channel 78**



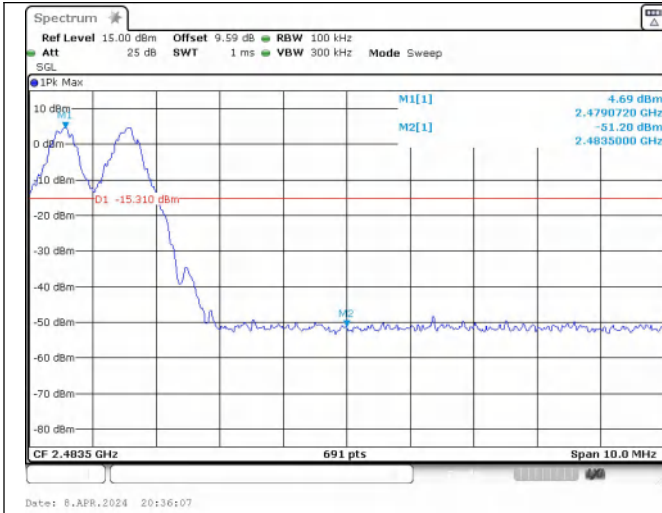
**Spurious Emission  
8DPSK\_3-DH5\_Channel 78**



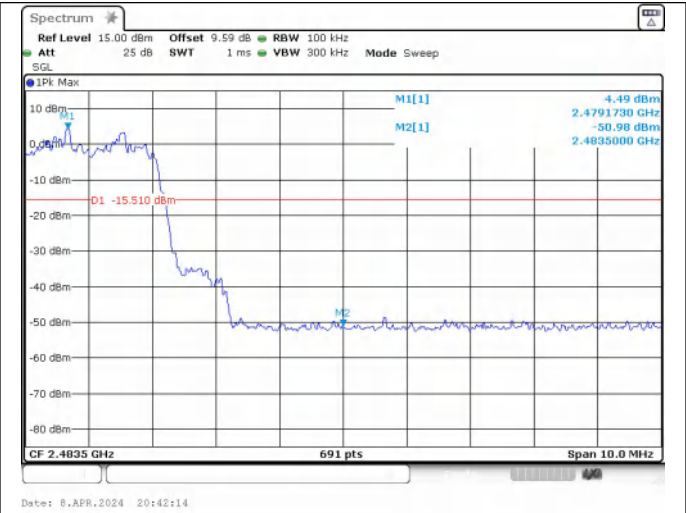
**Out Of Band Emission(Left)  
GFSK\_DH5\_Channel Hopping**



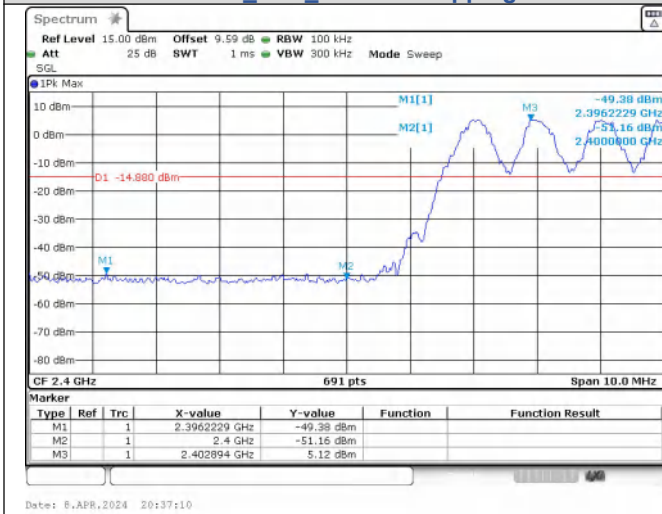
**Out Of Band Emission(Left)  
 $\pi/4$ DQPSK\_2-DH5\_Channel Hopping**



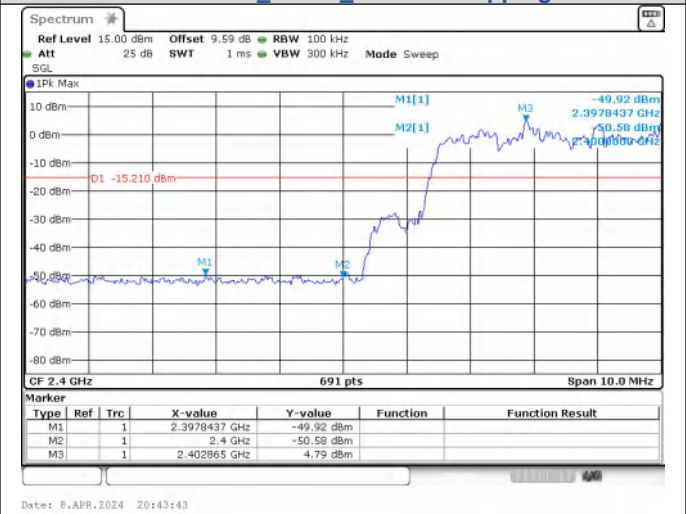
Out Of Band Emission(Right)  
GFSK\_DH5\_Channel Hopping



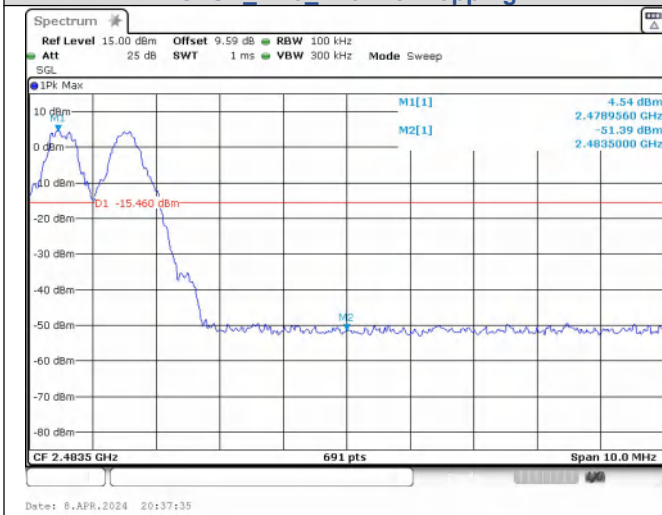
Out Of Band Emission(Right)  
 $\pi/4$ DQPSK\_2-DH5\_Channel Hopping



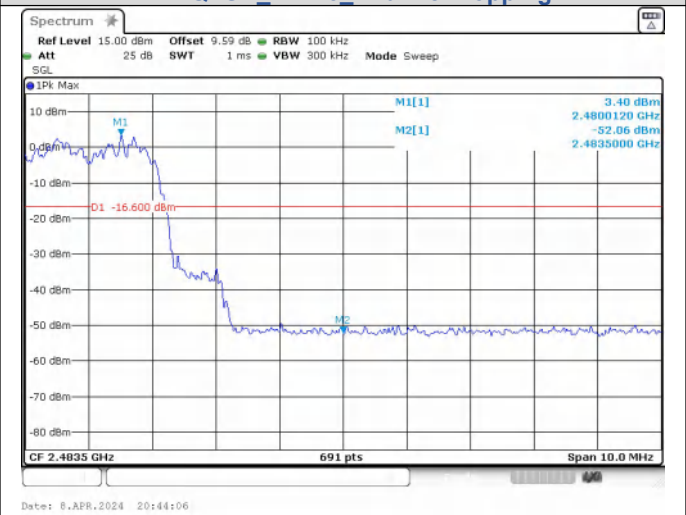
Out Of Band Emission(Left)  
GFSK\_DH5\_Channel Hopping



Out Of Band Emission(Left)  
 $\pi/4$ DQPSK\_2-DH5\_Channel Hopping



Out Of Band Emission(Right)



Out Of Band Emission(Right)



Right

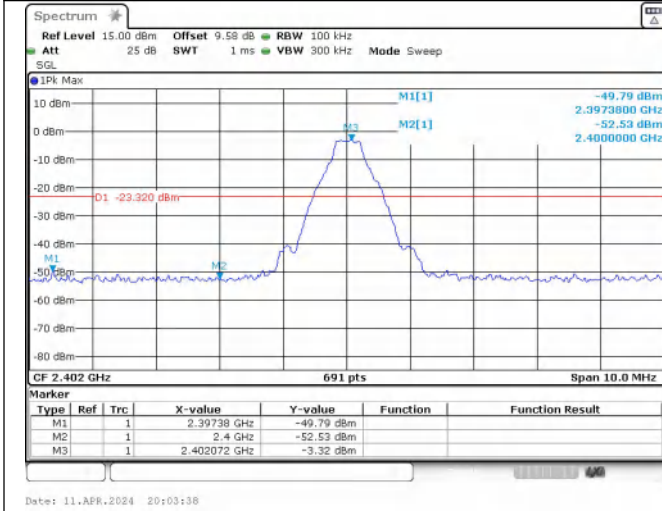
Non-Hopping

Modulation	Packet	Channel	OOB Emission Frequency (MHz)	OOB Emission Level (dBm)	Limit (dBm)	Over Limit (dB)	Result	
GFSK	DH5	0	2400.00	-52.532	-23.32	-29.212	PASS	
			2397.38	-49.794	-23.32	-26.474	PASS	
			7206.00	-41.488	-23.32	-18.168	PASS	
		39	9764.55	-40.126	-21.96	-18.166	PASS	
			78	2483.50	-52.573	-20.11	-32.463	PASS
				7439.85	-39.423	-20.11	-19.313	PASS
$\pi/4$ DQPSK	2-DH5	0	2400.00	-53.071	-23.03	-30.041	PASS	
			2398.87	-51.198	-23.03	-28.168	PASS	
			9608.10	-40.716	-23.03	-17.686	PASS	
		39	9763.72	-39.555	-21.99	-17.565	PASS	
			78	2483.50	-52.784	-20.19	-32.594	PASS
				7439.85	-39.701	-20.19	-19.511	PASS
8DPSK	3-DH5	0	2400.00	-52.075	-23.3	-28.775	PASS	
			2397.92	-50.766	-23.3	-27.466	PASS	
			9608.10	-41.646	-23.3	-18.346	PASS	
		39	9763.72	-39.870	-22.23	-17.640	PASS	
			78	2483.50	-51.067	-20.32	-30.747	PASS
				9920.20	-39.701	-20.32	-19.381	PASS

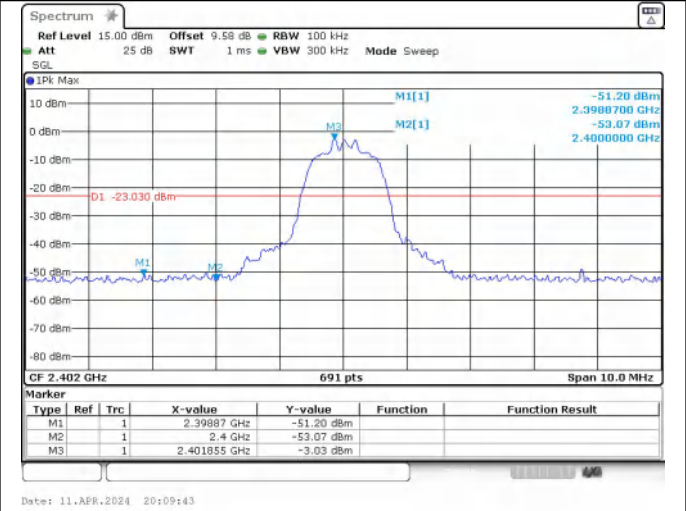
Hopping

Modulation	Packet	Channel	OOB Emission Frequency (MHz)	OOB Emission Level (dBm)	Limit (dBm)	Over Limit (dB)	Result
GFSK	DH5	Hopping	2396.87	-49.364	-23.16	-26.204	PASS
			2400.00	-51.674	-23.16	-28.514	PASS
			2483.50	-51.942	-20.47	-31.472	PASS
			2395.20	-50.589	-23.23	-27.359	PASS
			2400.00	-51.617	-23.23	-28.387	PASS
			2483.50	-52.317	-20.23	-32.087	PASS
$\pi/4$ DQPSK	2-DH5		2396.01	-50.223	-23.45	-26.773	PASS
			2400.00	-51.191	-23.45	-27.741	PASS
			2483.50	-51.140	-23.03	-28.110	PASS
			2396.80	-50.058	-23.2	-26.858	PASS
			2400.00	-53.299	-23.2	-30.099	PASS
			2483.50	-50.488	-23.45	-27.038	PASS
8DPSK	3-DH5		2397.44	-49.399	-23.37	-26.029	PASS
			2400.00	-52.973	-23.37	-29.603	PASS
			2483.50	-51.937	-21.95	-29.987	PASS
			2398.96	-50.505	-23.25	-27.255	PASS
			2400.00	-52.067	-23.25	-28.817	PASS
			2483.50	-52.798	-21.8	-30.998	PASS

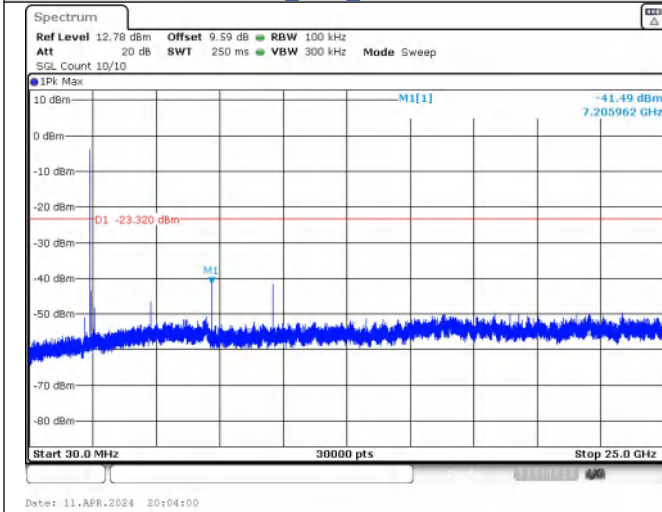
Test Graphs



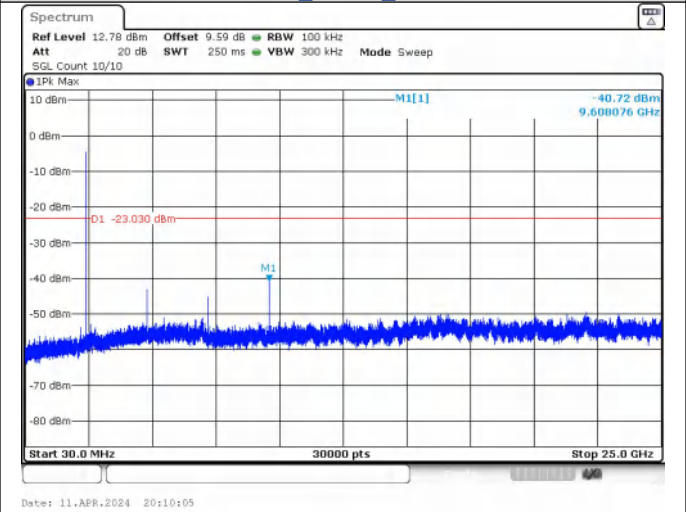
**Out Of Band Emission  
GFSK\_DH5\_Channel 0**



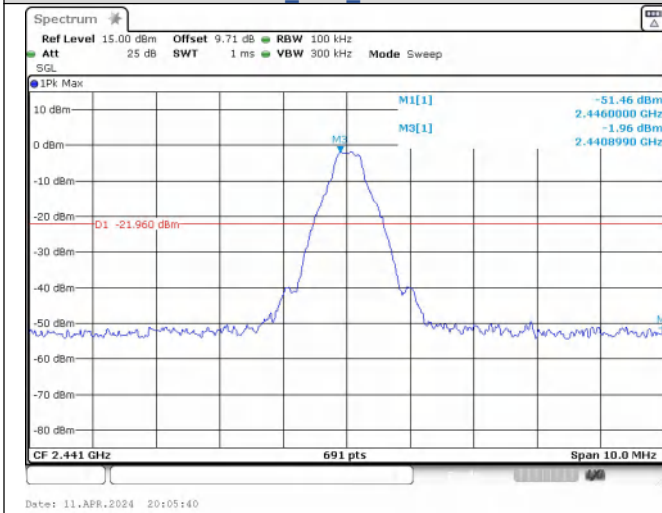
**Out Of Band Emission  
 $\pi/4$ QPSK\_2-DH5\_Channel 0**



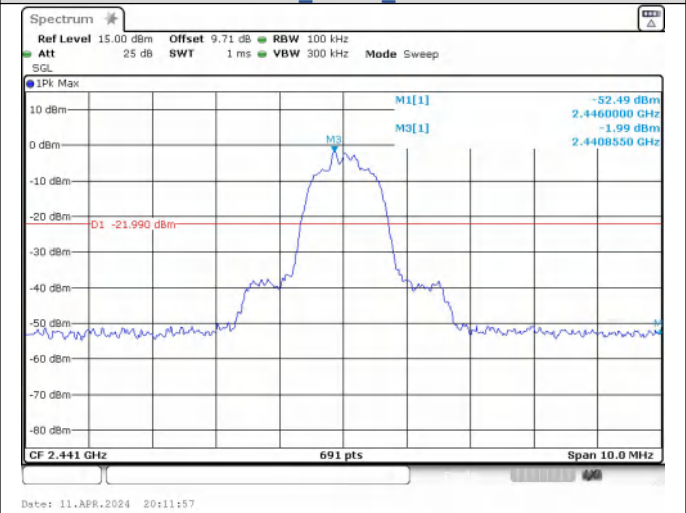
**Spurious Emission  
GFSK\_DH5\_Channel 0**



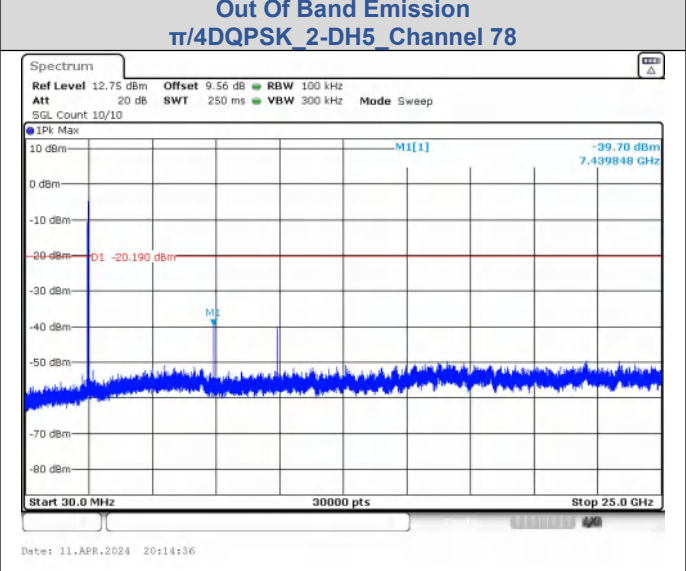
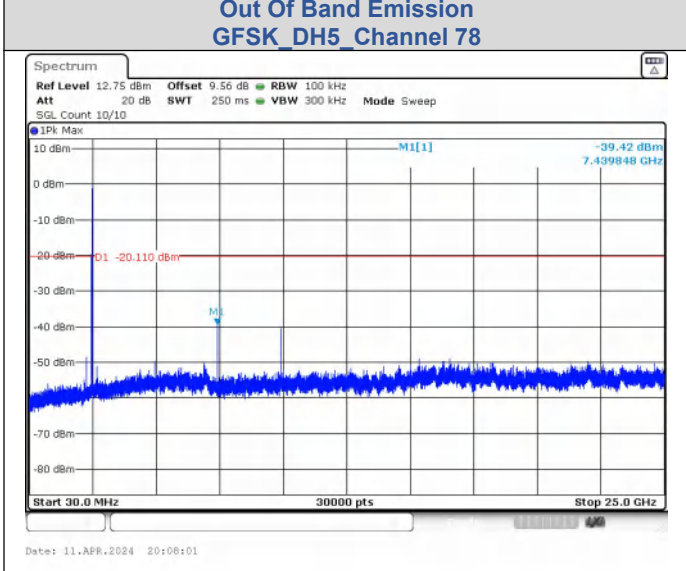
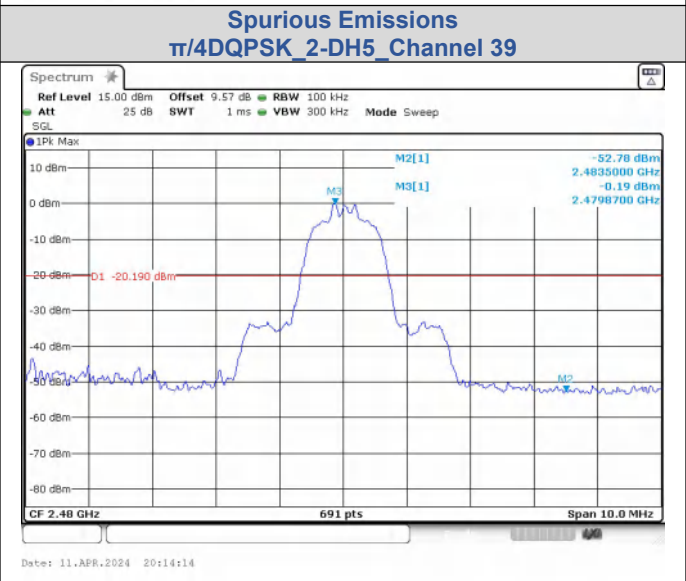
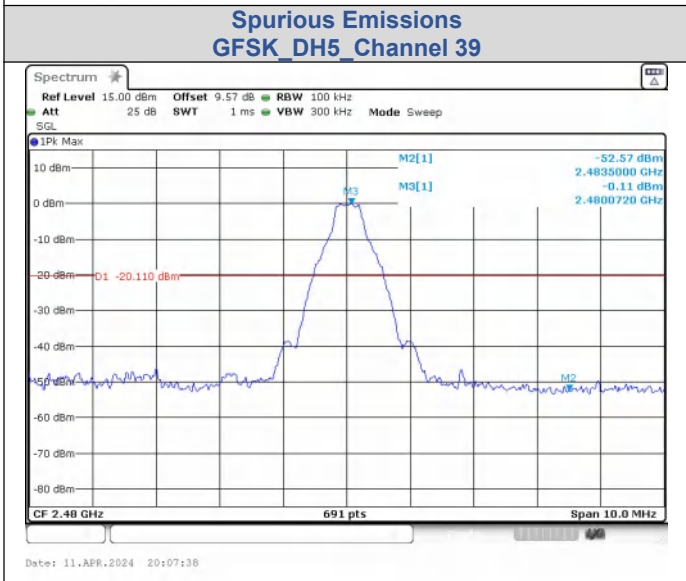
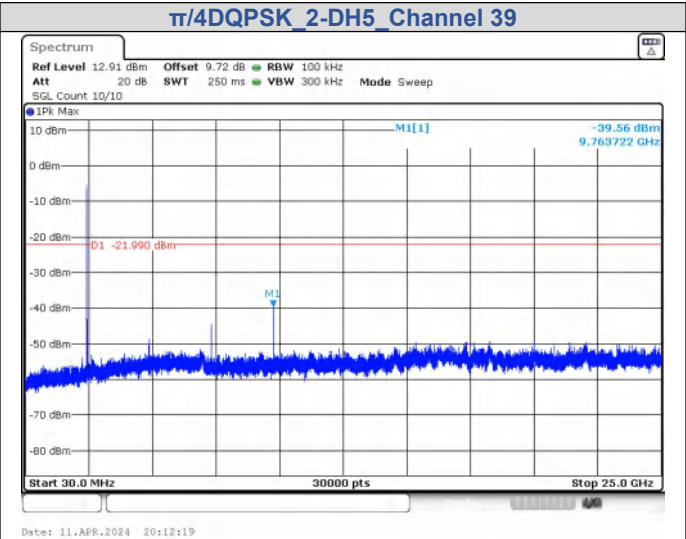
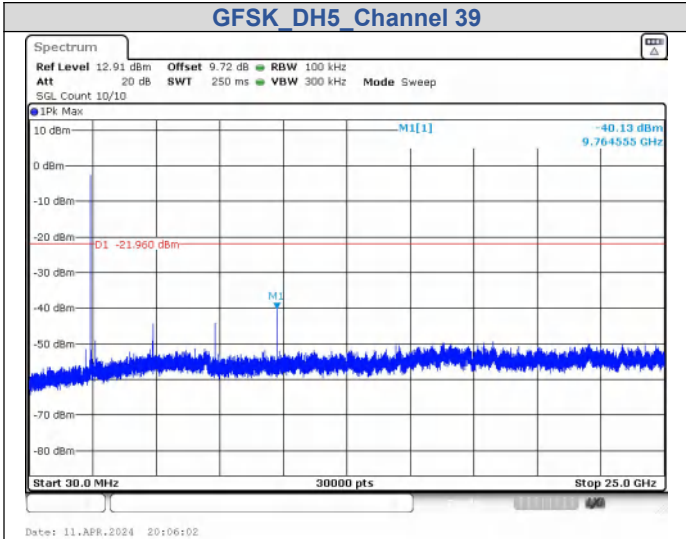
**Spurious Emission  
 $\pi/4$ QPSK\_2-DH5\_Channel 0**



**Out Of Band Emission**

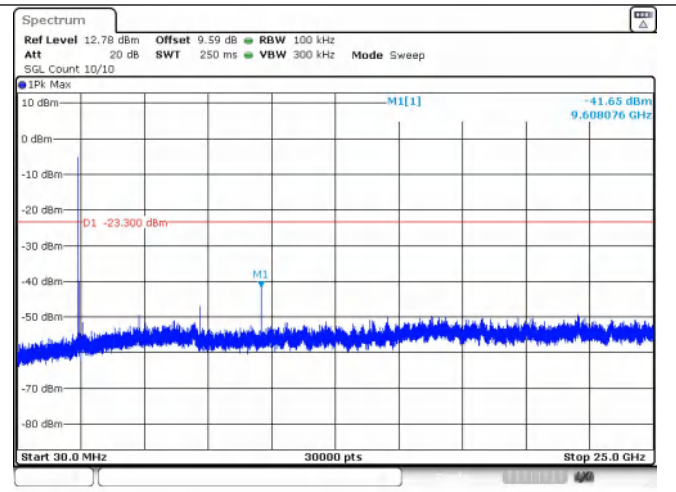
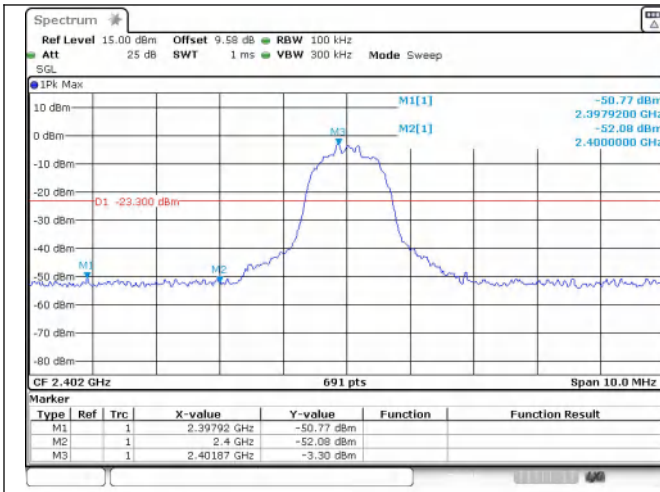


**Out Of Band Emission**



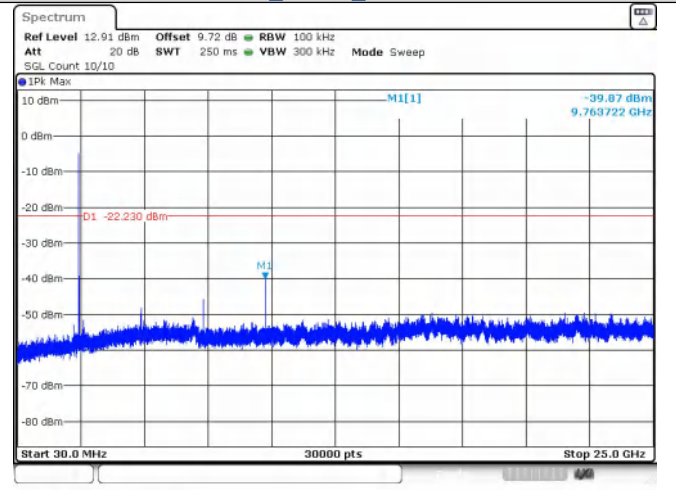
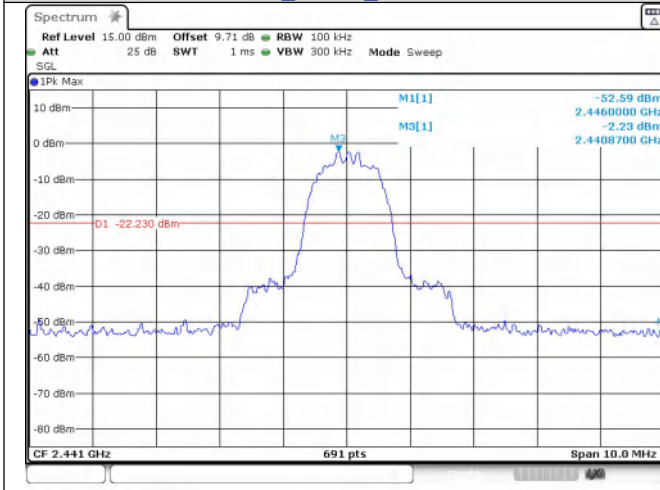
**Spurious Emission**  
**GFSK\_DH5\_Channel 78**

**Spurious Emission**  
 **$\pi/4$ DQPSK\_2-DH5\_Channel 78**



**Out Of Band Emission**  
**8DPSK\_3-DH5\_Channel 0**

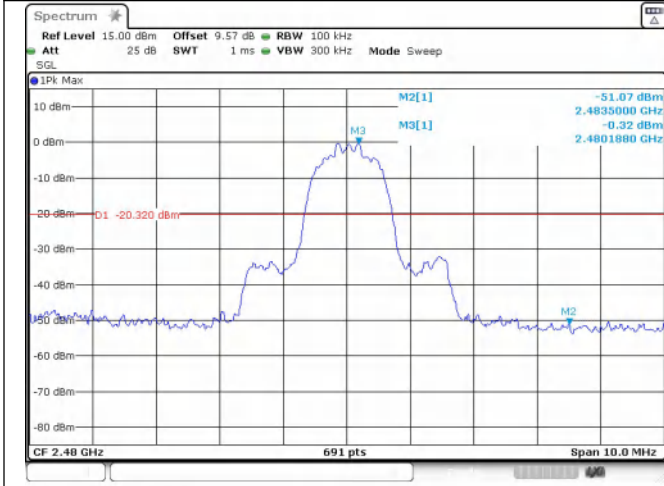
**Spurious Emission**  
**8DPSK\_3-DH5\_Channel 0**



**Out Of Band Emission**  
**8DPSK\_3-DH5\_Channel 39**

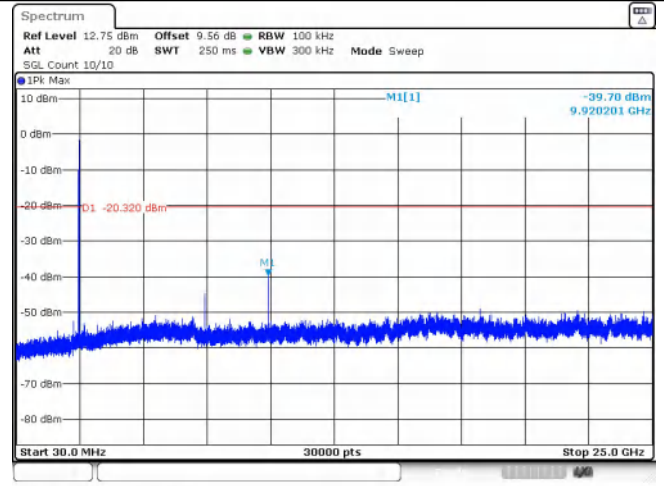
**Spurious Emissions**  
**8DPSK\_3-DH5\_Channel 39**





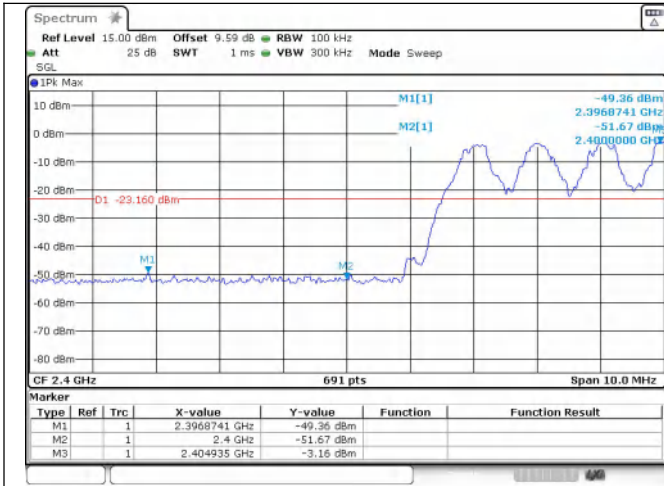
Date: 11.APR.2024 20:20:41

**Out Of Band Emission  
8DPSK\_3-DH5\_Channel 78**



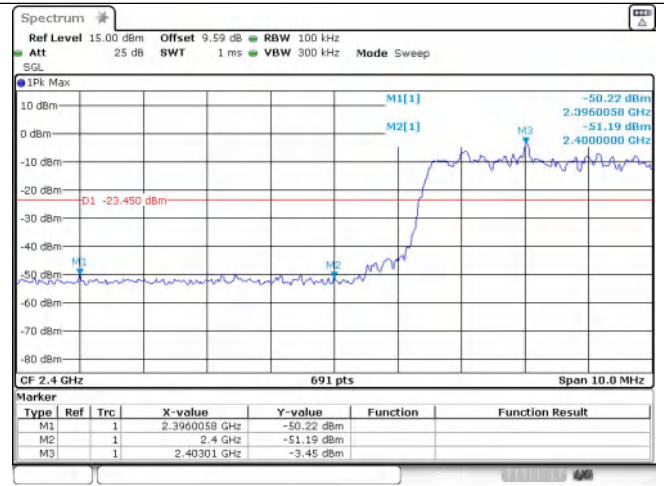
Date: 11.APR.2024 20:21:03

**Spurious Emission  
8DPSK\_3-DH5\_Channel 78**



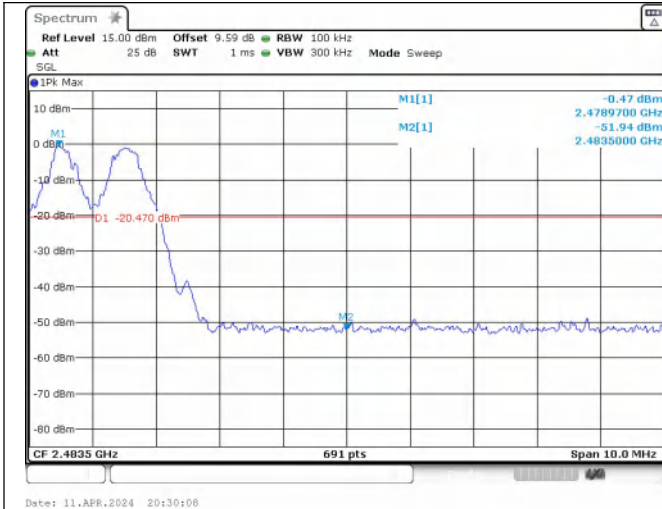
Date: 11.APR.2024 20:29:43

**Out Of Band Emission(Left)  
GFSK\_DH5\_Channel Hopping**

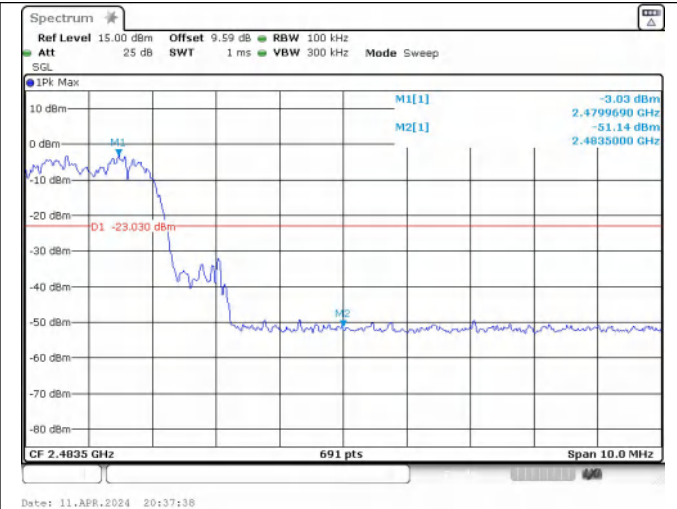


Date: 11.APR.2024 20:37:15

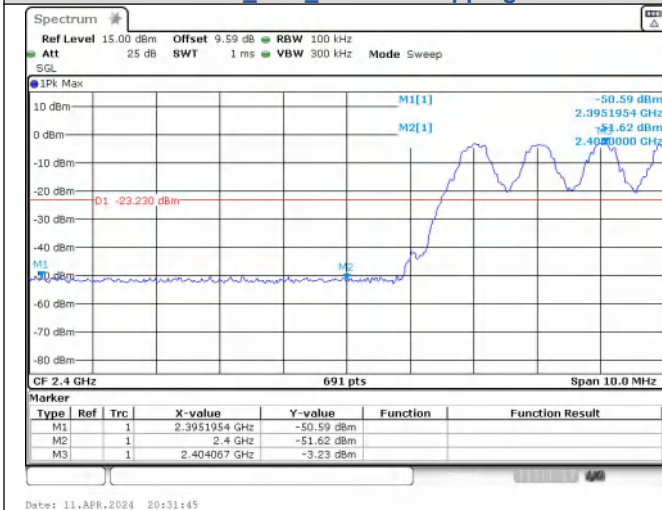
**Out Of Band Emission(Left)  
 $\pi/4$ DQPSK\_2-DH5\_Channel Hopping**



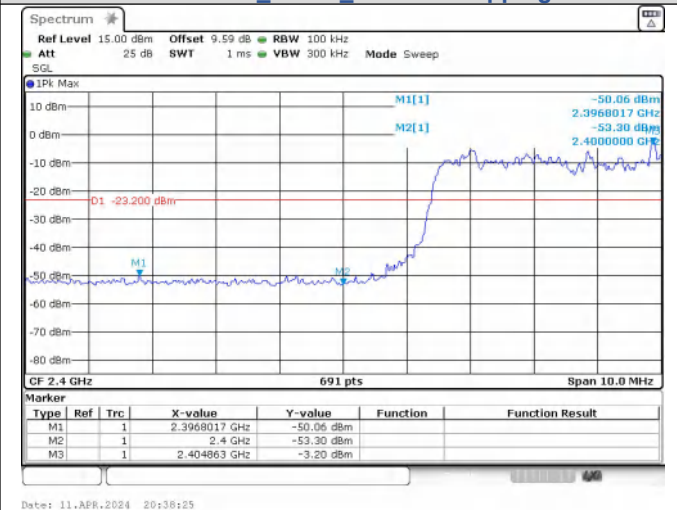
Out Of Band Emission(Right)  
GFSK\_DH5\_Channel Hopping



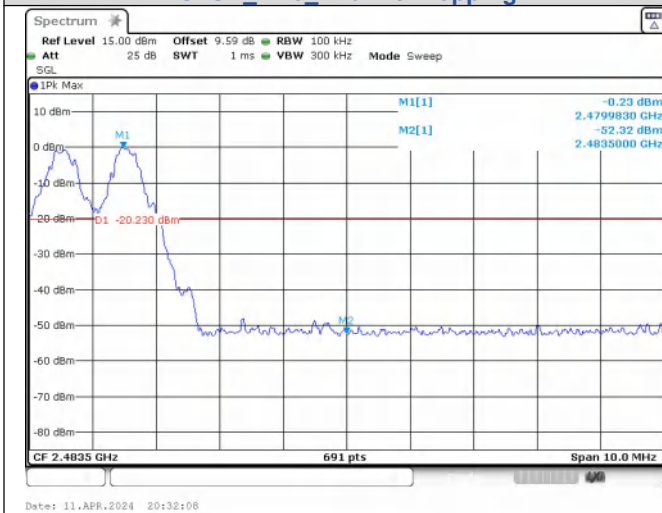
Out Of Band Emission(Right)  
 $\pi/4$ DQPSK\_2-DH5\_Channel Hopping



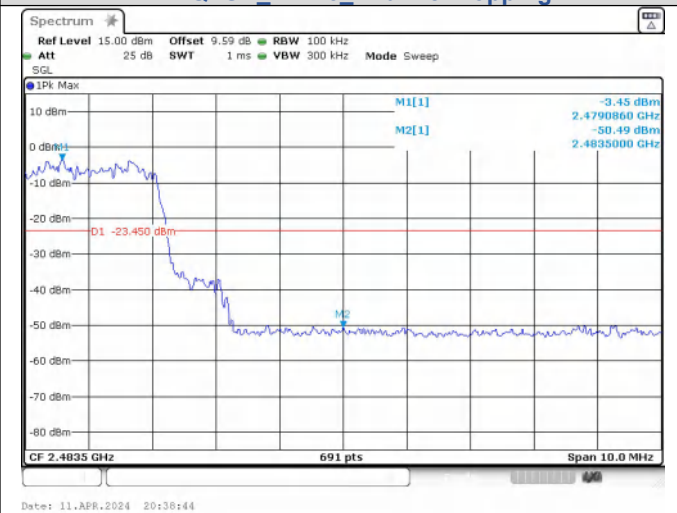
Out Of Band Emission(Left)  
GFSK\_DH5\_Channel Hopping



Out Of Band Emission(Left)  
 $\pi/4$ DQPSK\_2-DH5\_Channel Hopping



Out Of Band Emission(Right)



Out Of Band Emission(Right)



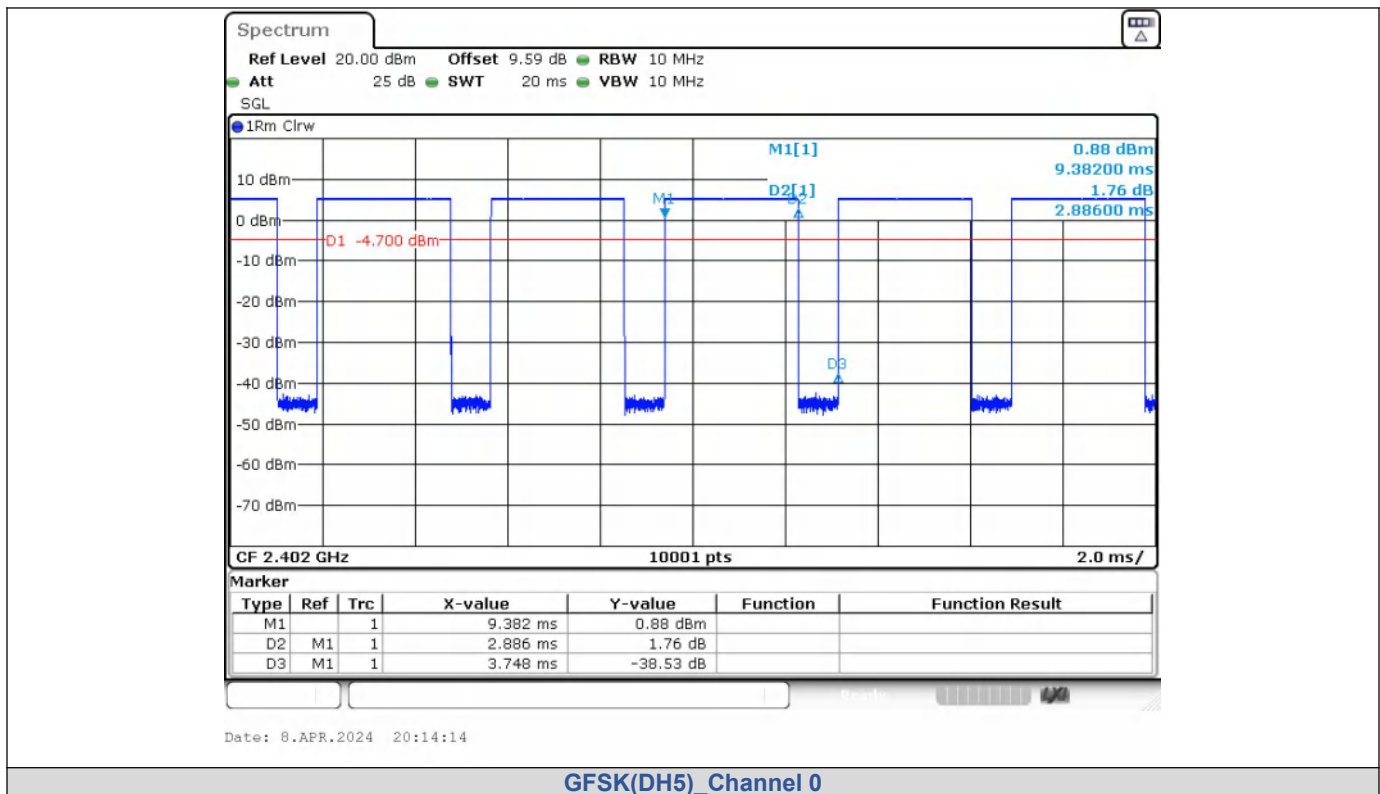
## Duty Cycle

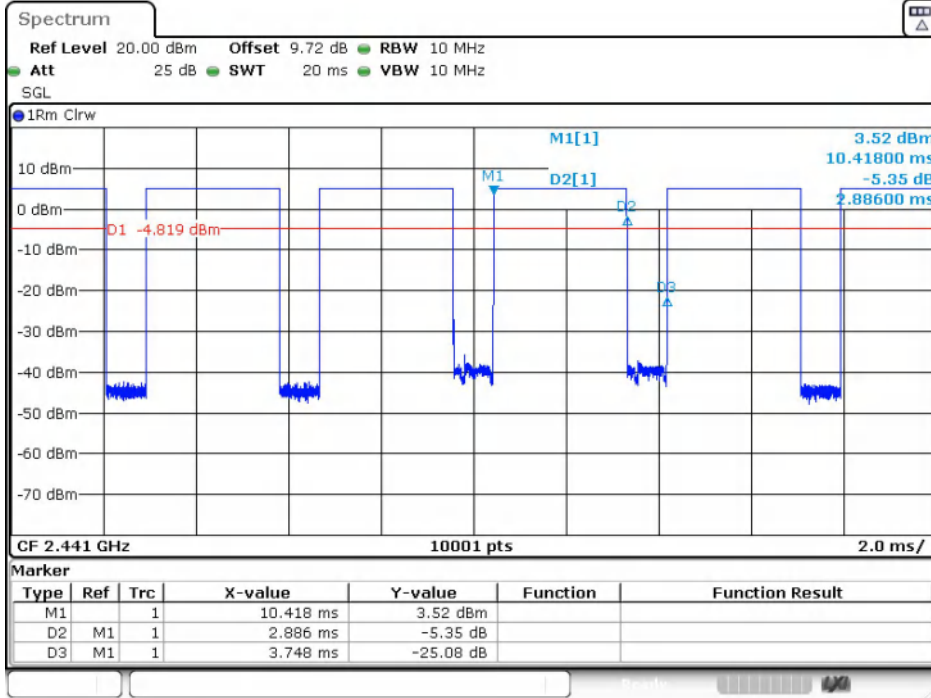
### Test Result

Left

Modulation	Packets	Channel	On Time (ms)	Period (ms)	Duty Cycle (%)	Duty Cycle (linear)	Duty Cycle Factor (dB)	1/T
GFSK	DH5	0	2.886	3.748	77.00	0.7700	1.1351	0.35
		39	2.886	3.748	77.00	0.7700	1.1351	0.35
		78	2.886	3.748	77.00	0.7700	1.1351	0.35
$\pi/4$ DQPSK	2-DH5	0	2.892	3.748	77.16	0.7716	1.1261	0.35
		39	2.890	3.748	77.11	0.7711	1.1289	0.35
		78	2.890	3.746	77.15	0.7715	1.1266	0.35
8DPSK	3-DH5	0	2.892	3.746	77.20	0.7720	1.1238	0.35
		39	2.892	3.748	77.16	0.7716	1.1261	0.35
		78	2.894	3.748	77.21	0.7721	1.1233	0.35

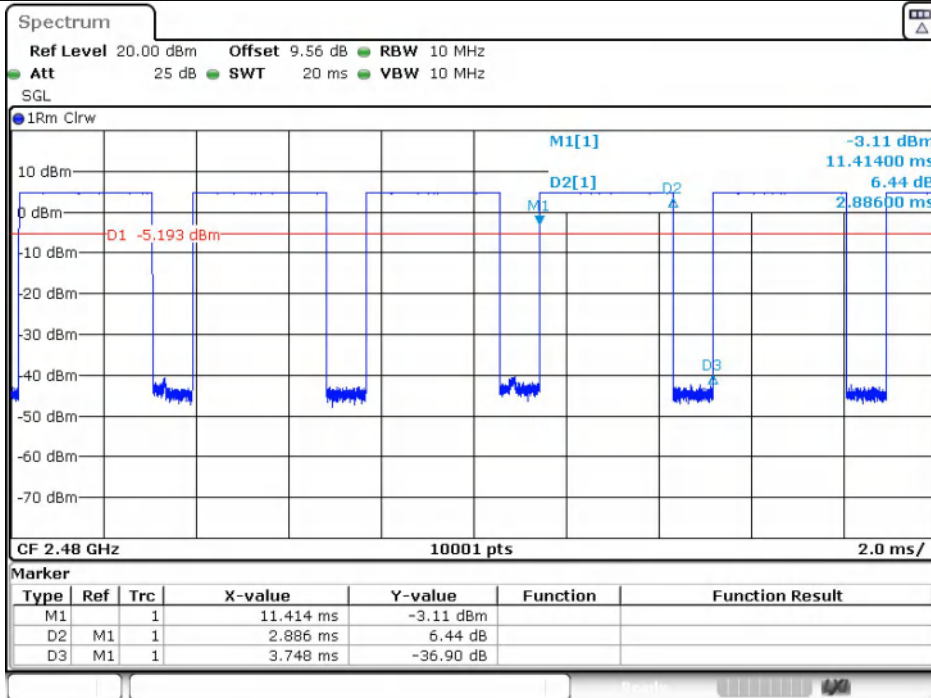
### Test Graphs





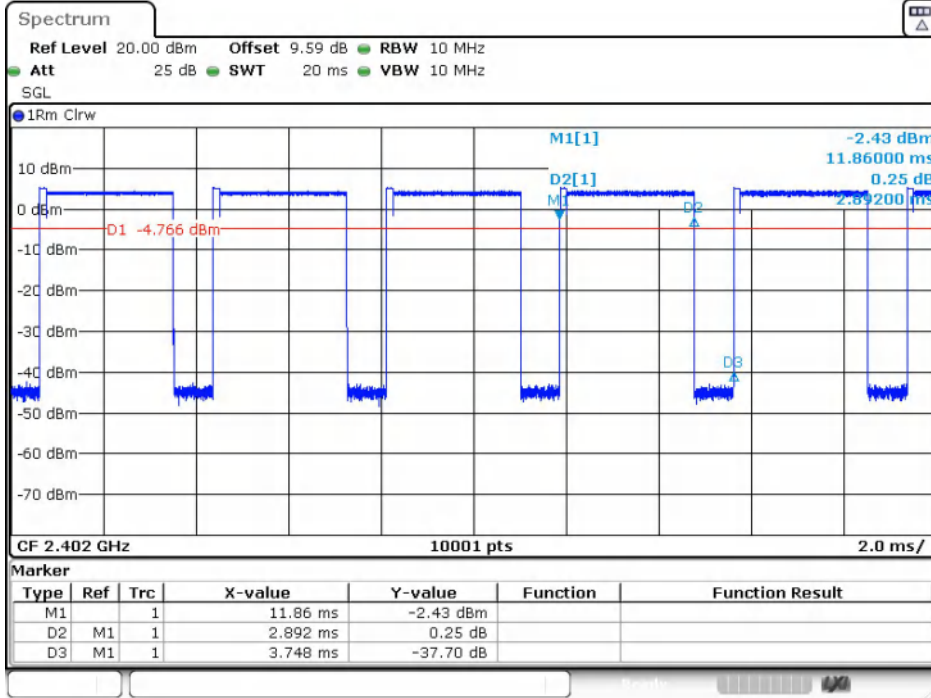
Date: 8.APR.2024 20:16:02

GFSK(DH5)\_Channel 39



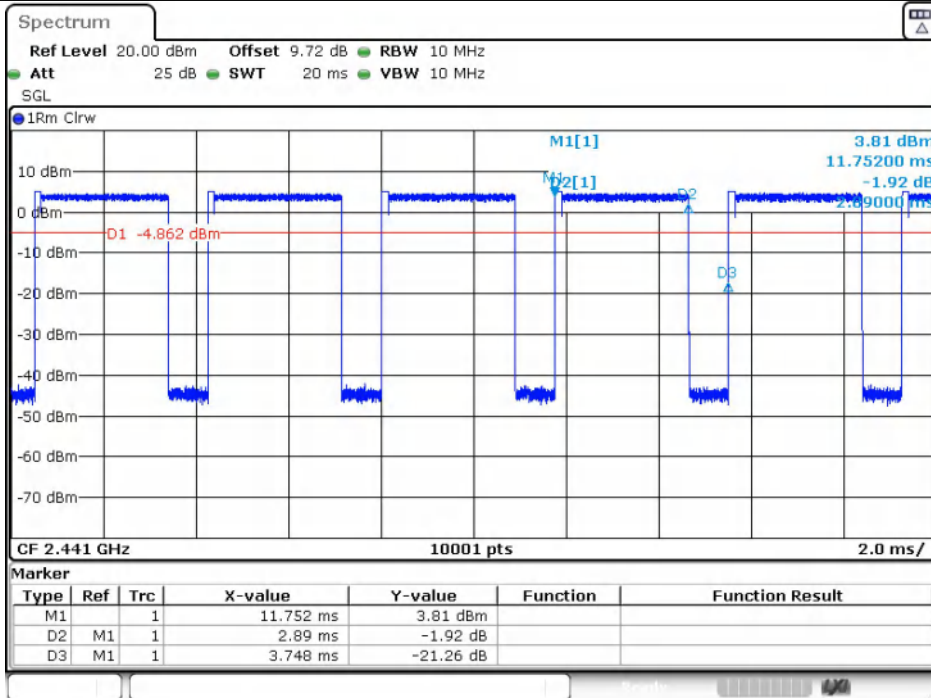
Date: 8.APR.2024 20:17:44

GFSK(DH5)\_Channel 78



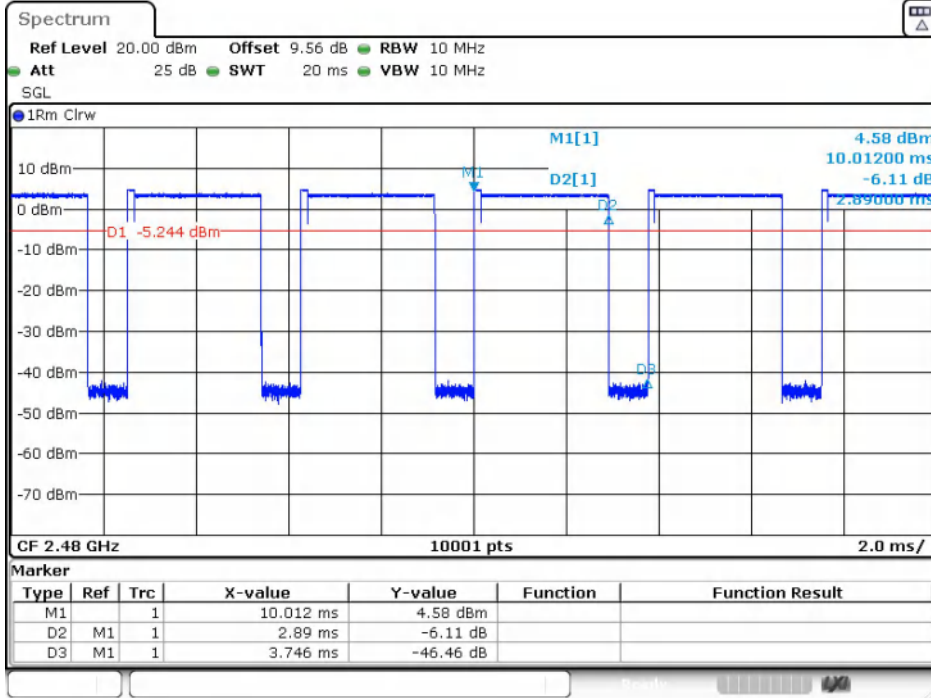
Date: 8.APR.2024 20:19:35

$\pi/4$ DQPSK(2-DH5)\_Channel 0



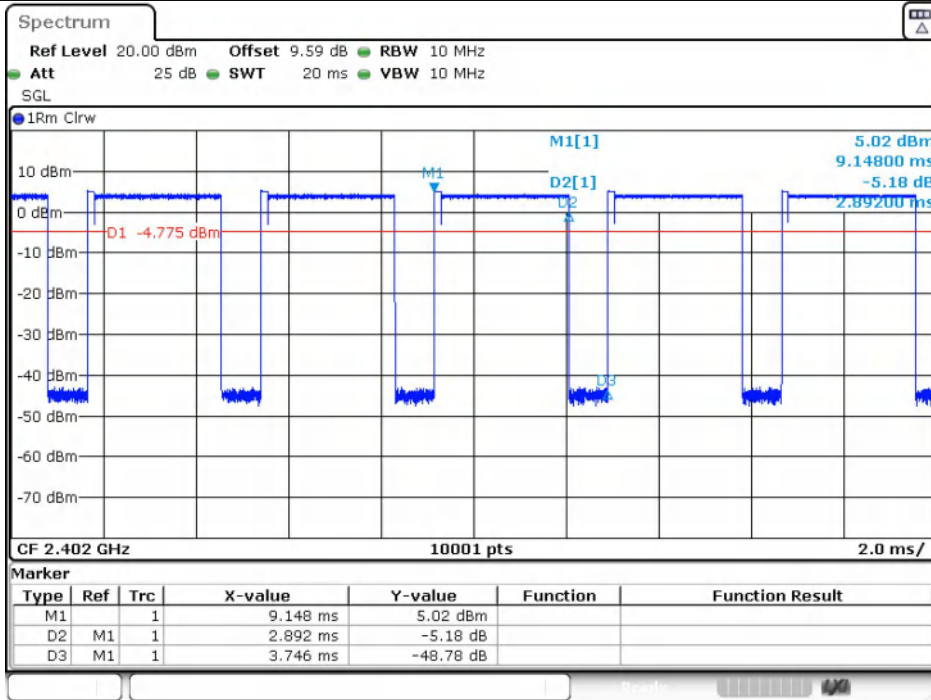
Date: 8.APR.2024 20:22:05

$\pi/4$ DQPSK(2-DH5)\_Channel 39



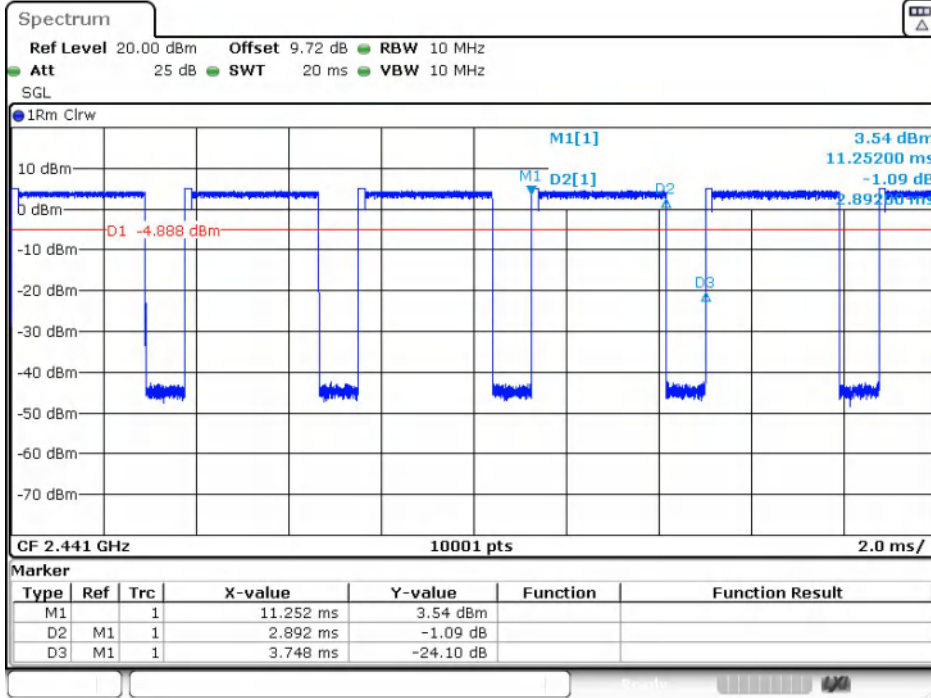
Date: 8.APR.2024 20:23:49

$\pi/4$ DQPSK(2-DH5)\_Channel 78



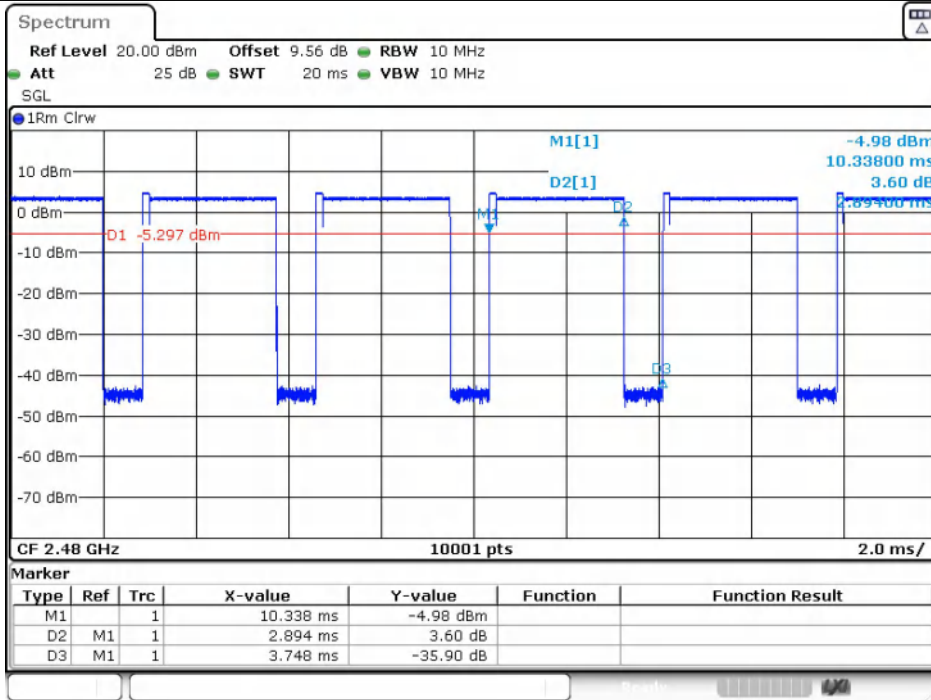
Date: 8.APR.2024 20:25:42

8DPSK(3-DH5)\_Channel 0



Date: 8.APR.2024 20:27:34

8DPSK(3-DH5)\_Channel 39



Date: 8.APR.2024 20:29:23

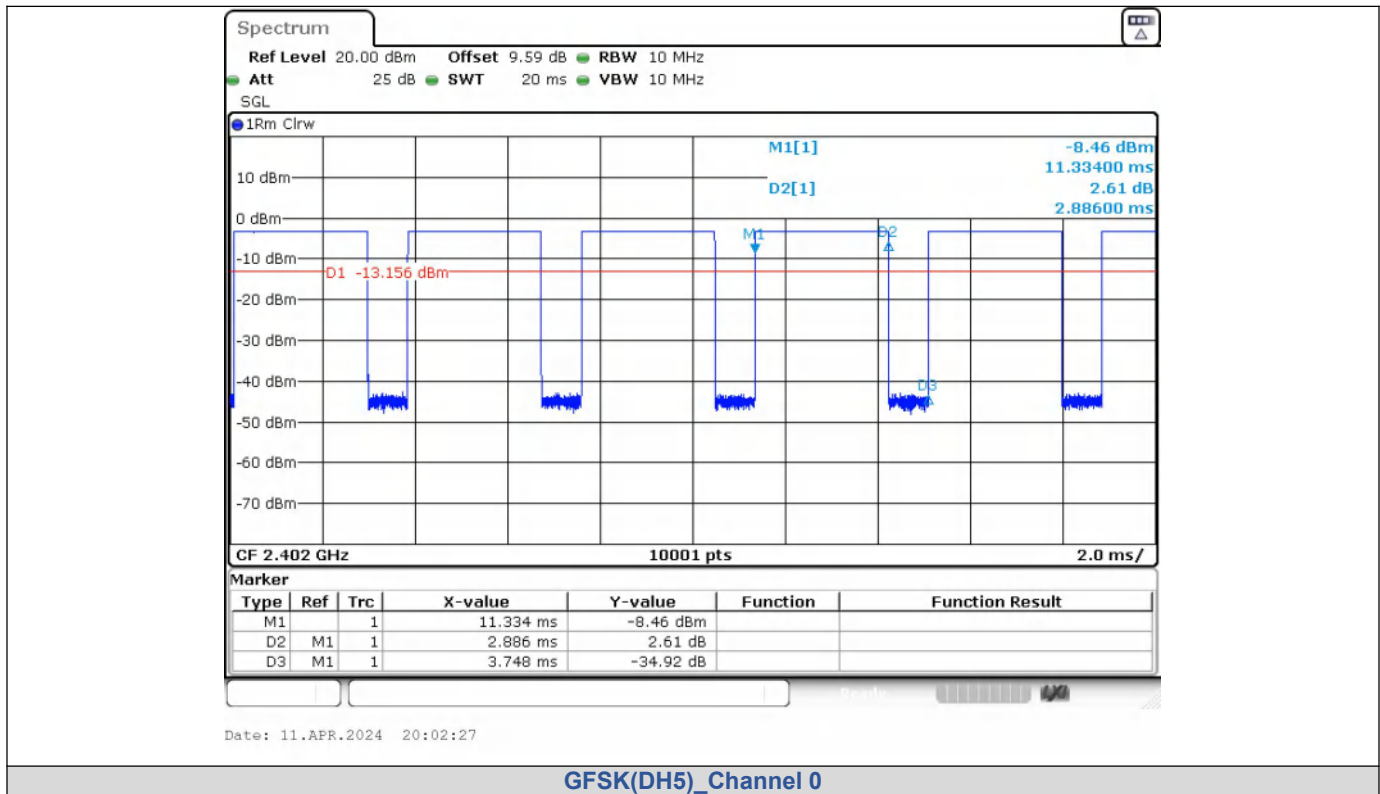
8DPSK(3-DH5)\_Channel 78

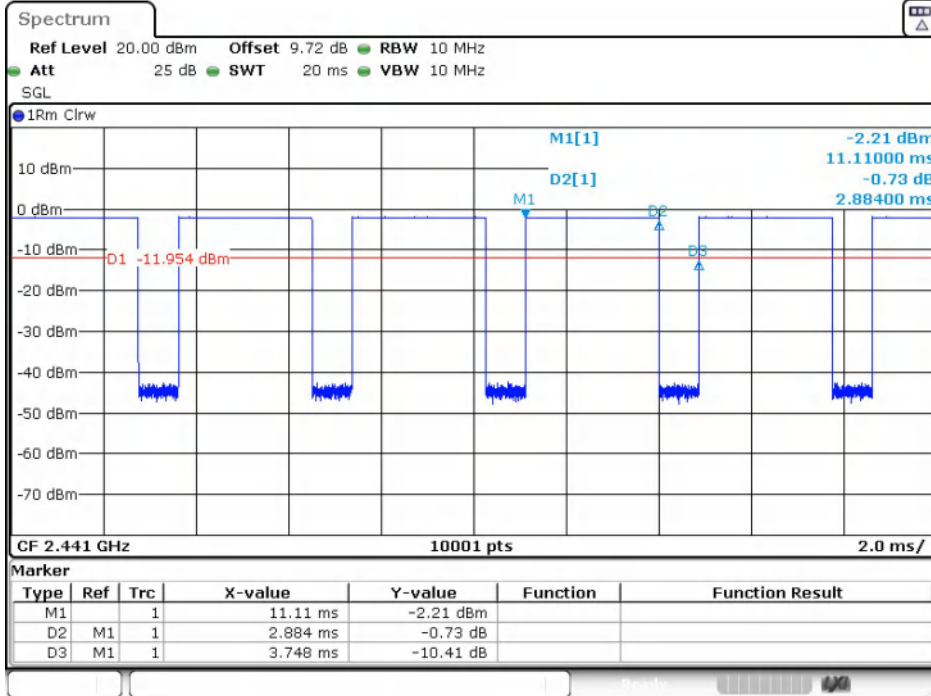


Right

Modulation	Packets	Channel	On Time (ms)	Period (ms)	Duty Cycle (%)	Duty Cycle (linear)	Duty Cycle Factor (dB)	1/T
GFSK	DH5	0	2.886	3.748	77.00	0.7700	1.1351	0.35
		39	2.884	3.748	76.95	0.7695	1.1379	0.35
		78	2.886	3.748	77.00	0.7700	1.1351	0.35
$\pi/4$ DQPSK	2-DH5	0	2.890	3.748	77.11	0.7711	1.1289	0.35
		39	2.890	3.748	77.11	0.7711	1.1289	0.35
		78	2.890	3.748	77.11	0.7711	1.1289	0.35
8DPSK	3-DH5	0	2.892	3.748	77.16	0.7716	1.1261	0.35
		39	2.892	3.748	77.16	0.7716	1.1261	0.35
		78	2.894	3.748	77.21	0.7721	1.1233	0.35

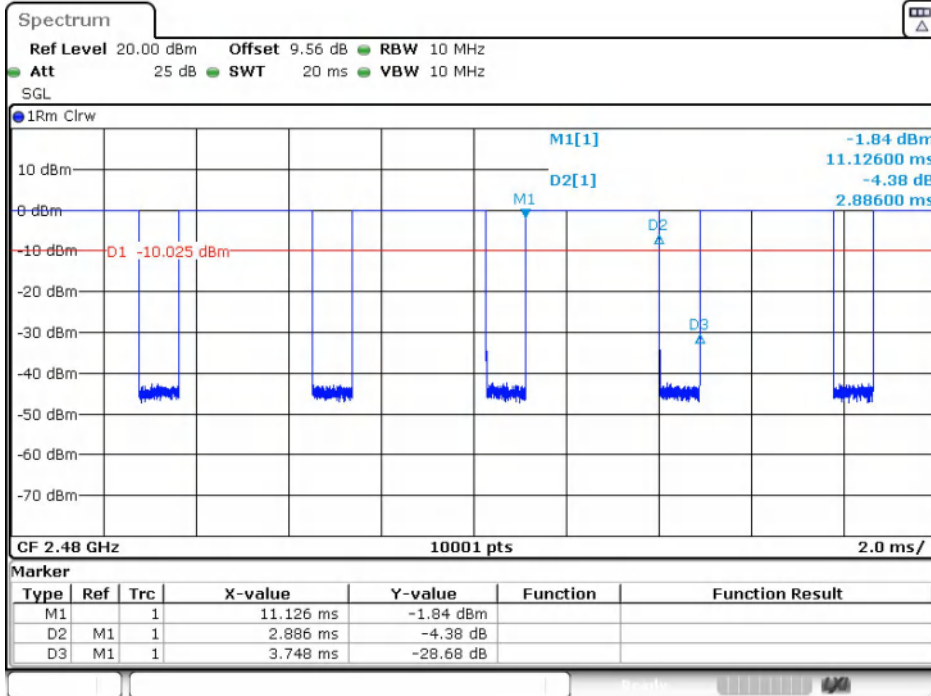
Test Graphs





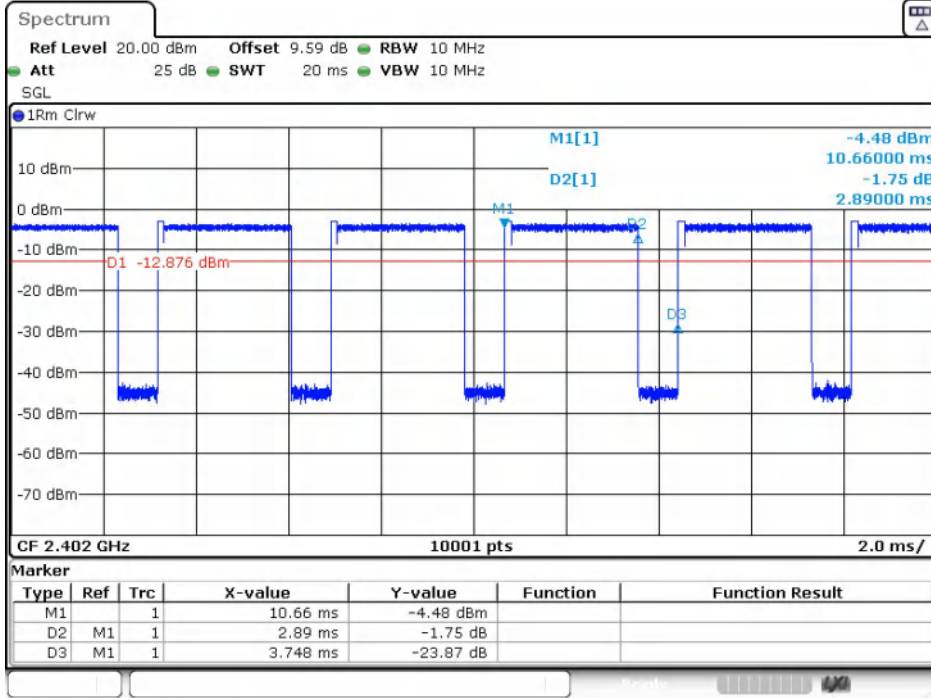
Date: 11.APR.2024 20:04:35

GFSK(DH5)\_Channel 39



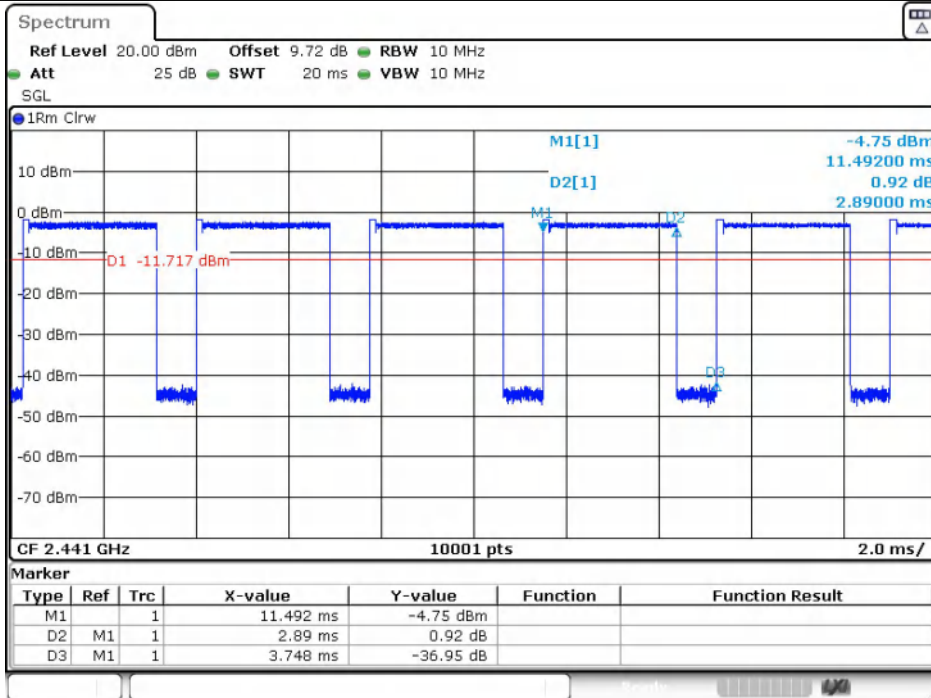
Date: 11.APR.2024 20:06:28

GFSK(DH5)\_Channel 78



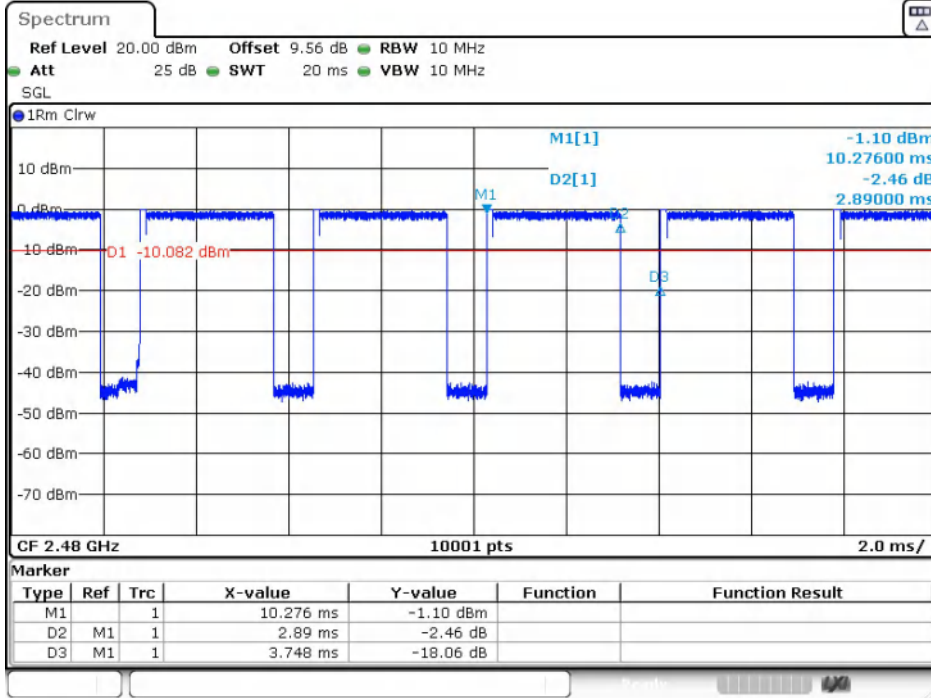
Date: 11.APR.2024 20:08:32

$\pi/4$ DQPSK(2-DH5)\_Channel 0



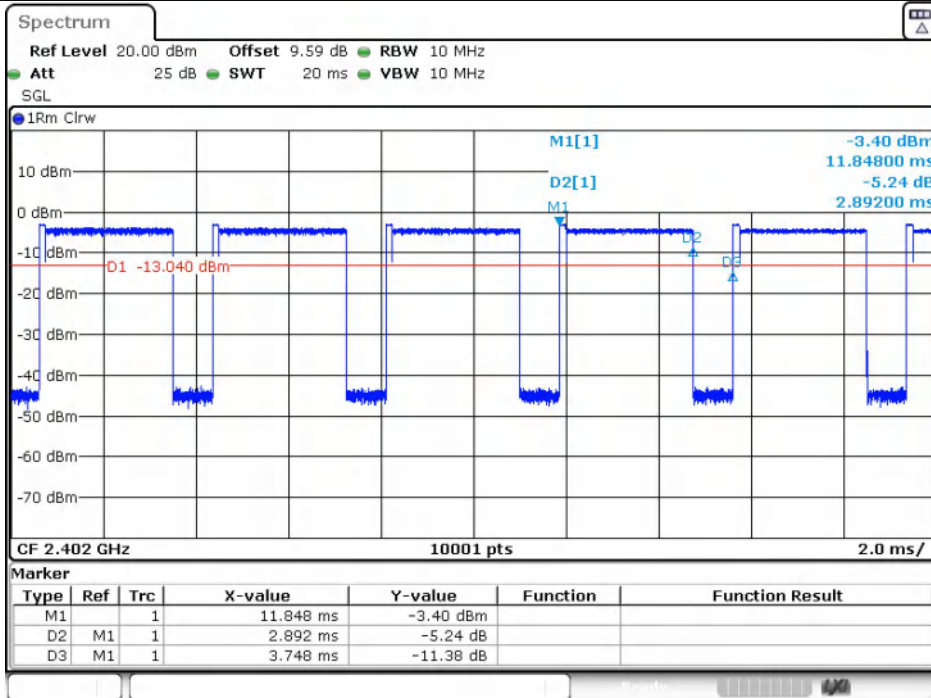
Date: 11.APR.2024 20:10:52

$\pi/4$ DQPSK(2-DH5)\_Channel 39



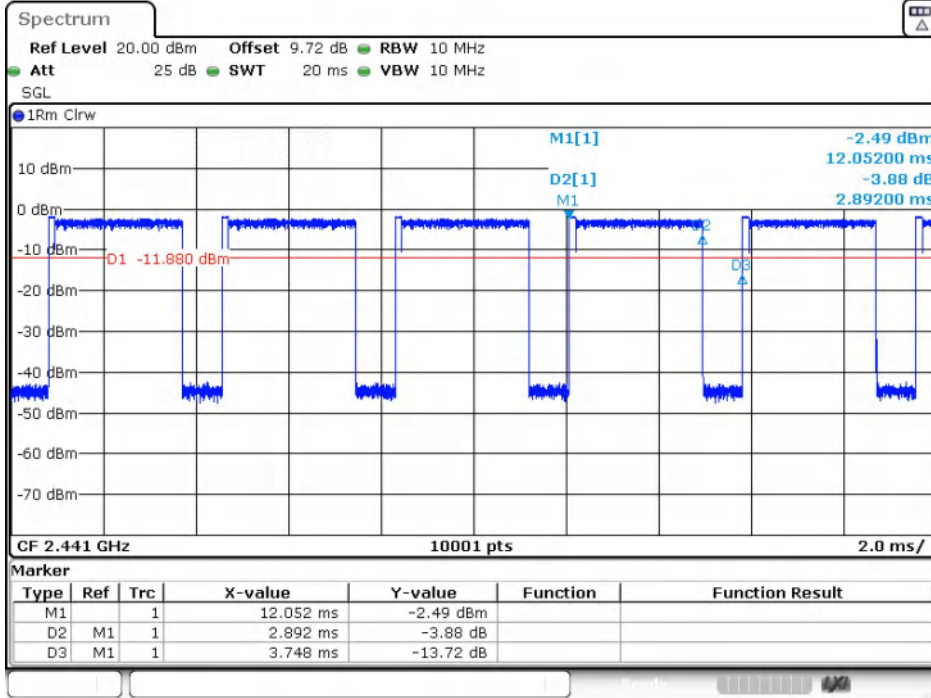
Date: 11.APR.2024 20:13:04

$\pi/4$ DQPSK(2-DH5)\_Channel 78



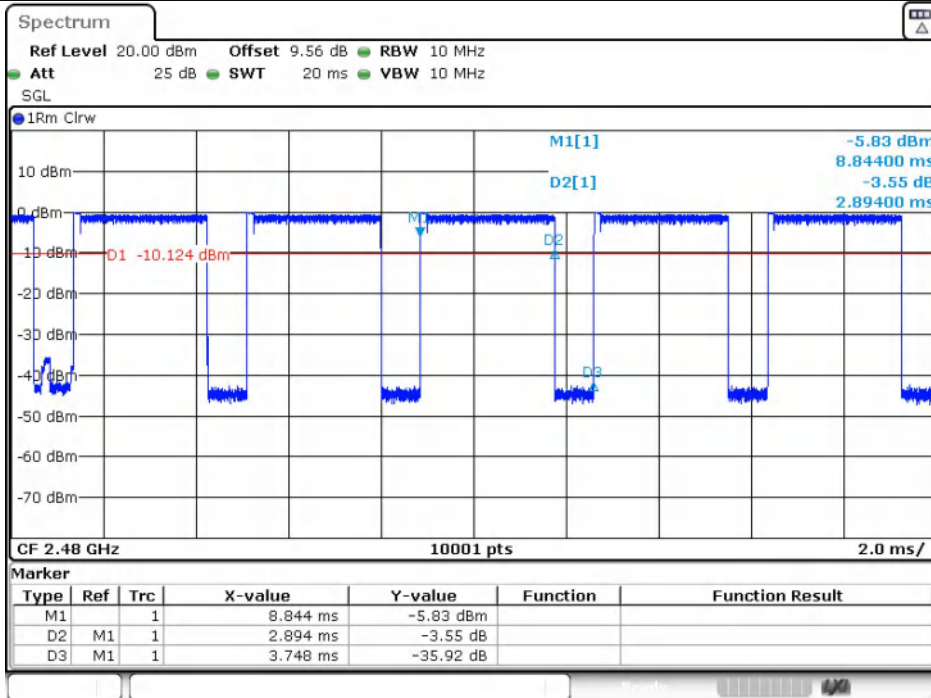
Date: 11.APR.2024 20:15:31

8DPSK(3-DH5)\_Channel 0



Date: 11.APR.2024 20:17:32

8DPSK(3-DH5)\_Channel 39



Date: 11.APR.2024 20:19:31

8DPSK(3-DH5)\_Channel 78

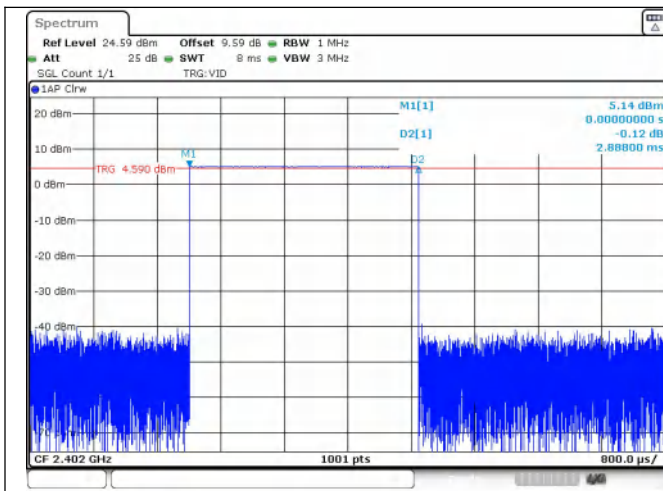
## Dwell Time

### Test Result

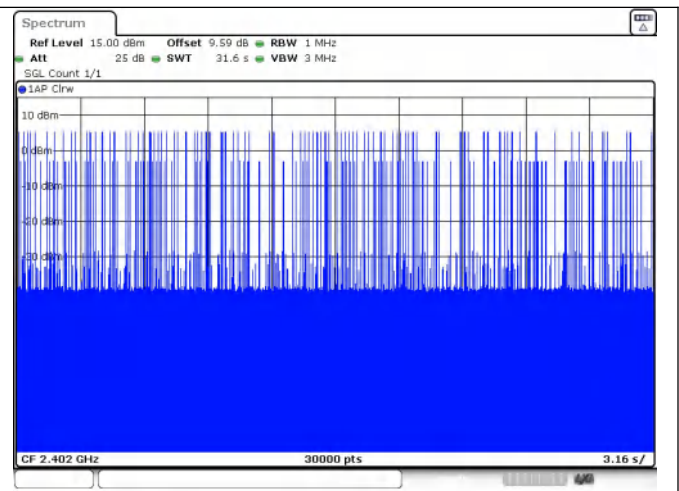
Left

Modulation	Packet	Channel	Pulse Width (ms)	Number of Pulses in 31.6 seconds	Dwell Time (ms)	Limit (ms)	Result
GFSK	DH5	CH0 (2402MHz)	2.888	114	329.23	< 400	PASS
$\pi/4$ DQPSK	2-DH5		2.896	101	292.5		PASS
8DPSK	3-DH5		2.896	106	306.98		PASS

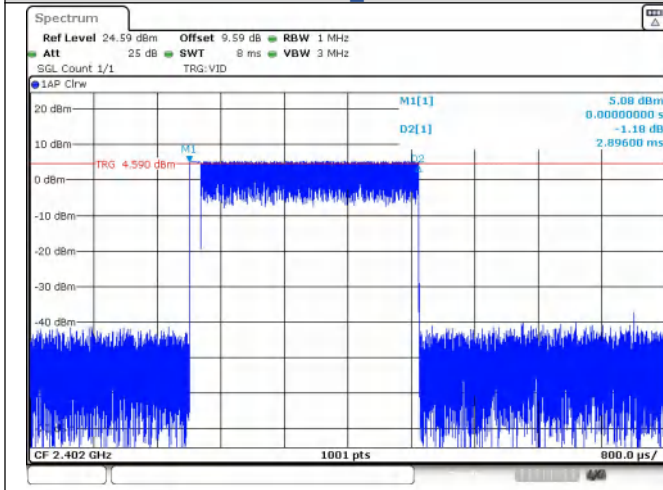
### Test Graphs



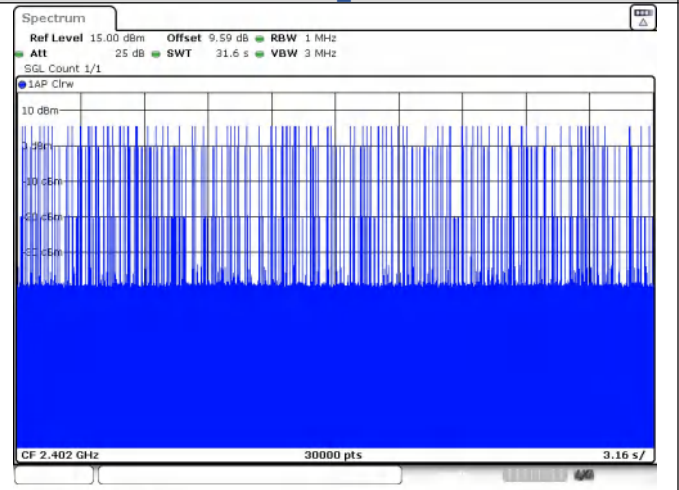
**Pulse Width  
GFSK\_DH5**



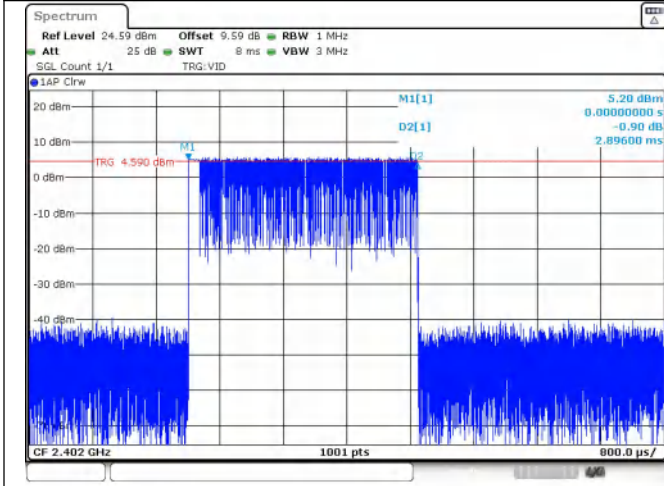
**Number of Pulses in 31.6 seconds  
GFSK\_DH5**



**Pulse Width  
 $\pi/4$ DQPSK\_2-DH5**

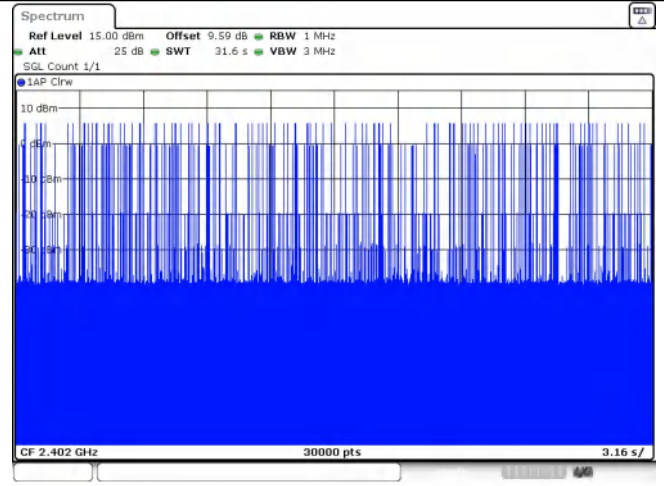


**Number of Pulses in 31.6 seconds  
 $\pi/4$ DQPSK\_2-DH5**



Date: 6,APR,2024 20:46:11

**Pulse Width  
8DPSK\_3-DH5**



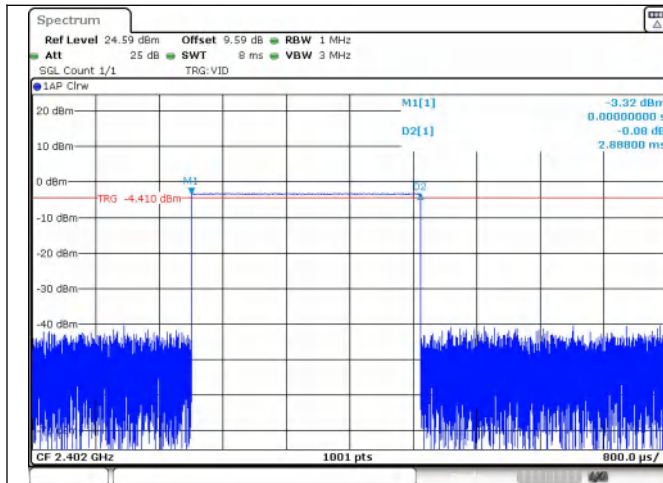
Date: 6,APR,2024 20:46:00

**Number of Pulses in 31.6 seconds  
8DPSK\_3-DH5**

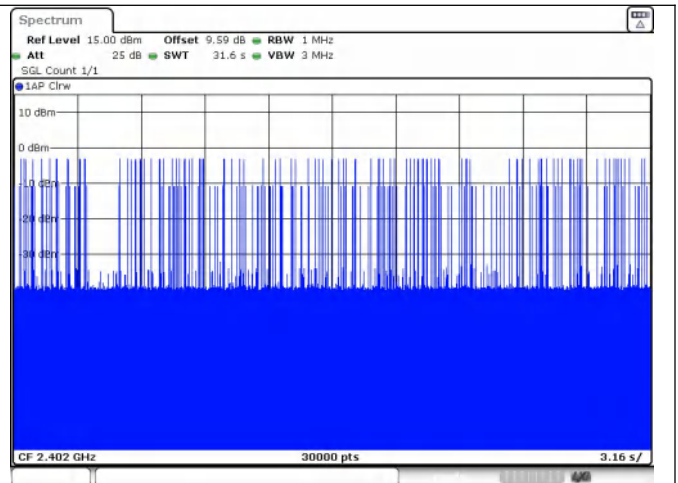
Right

Modulation	Packet	Channel	Pulse Width (ms)	Number of Pulses in 31.6 seconds	Dwell Time (ms)	Limit (ms)	Result
GFSK	DH5	CH0 (2402MHz)	2.888	104	300.35	< 400	PASS
$\pi/4$ DQPSK	2-DH5		2.896	117	338.83		PASS
8DPSK	3-DH5		2.896	109	315.66		PASS

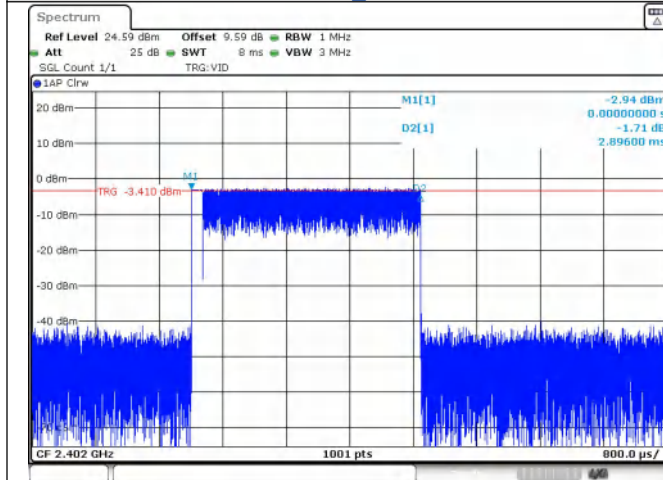
## Test Graphs



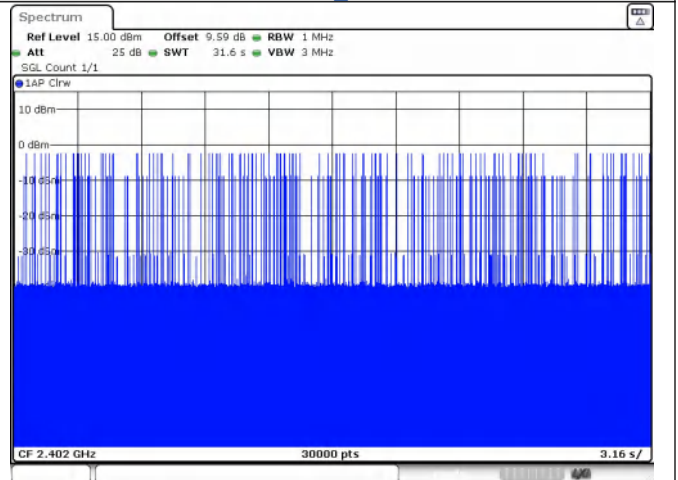
Date: 11.APR.2024 20:27:38

 Pulse Width  
GFSK\_DH5


Date: 11.APR.2024 20:27:28

 Number of Pulses in 31.6 seconds  
GFSK\_DH5


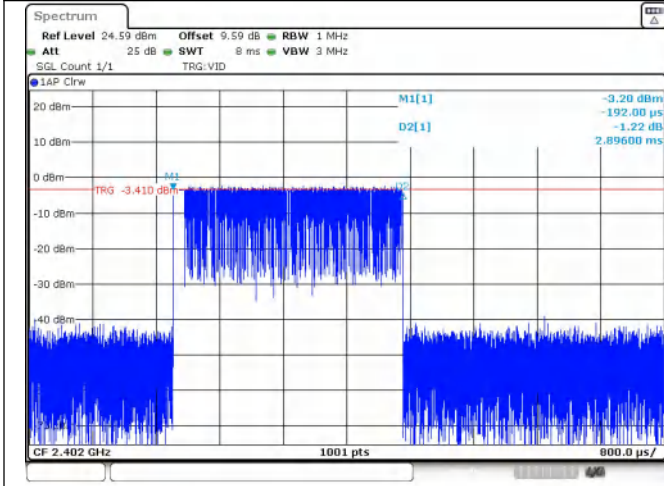
Date: 11.APR.2024 20:34:55

 Pulse Width  
 $\pi/4$ DQPSK\_2-DH5


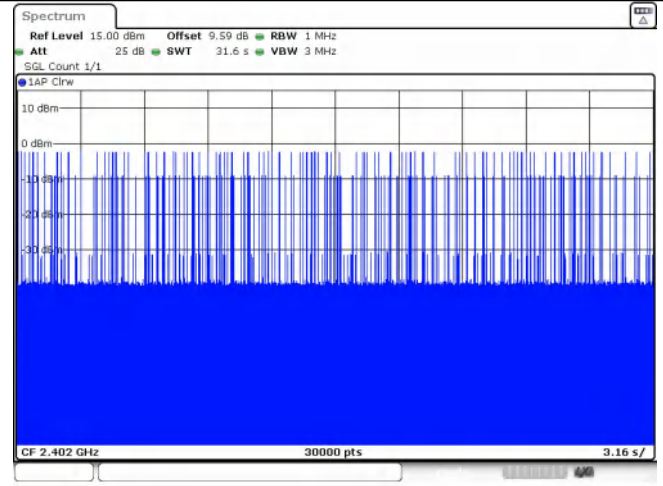
Date: 11.APR.2024 20:34:45

 Number of Pulses in 31.6 seconds  
 $\pi/4$ DQPSK\_2-DH5





**Pulse Width  
8DPSK\_3-DH5**



**Number of Pulses in 31.6 seconds  
8DPSK\_3-DH5**

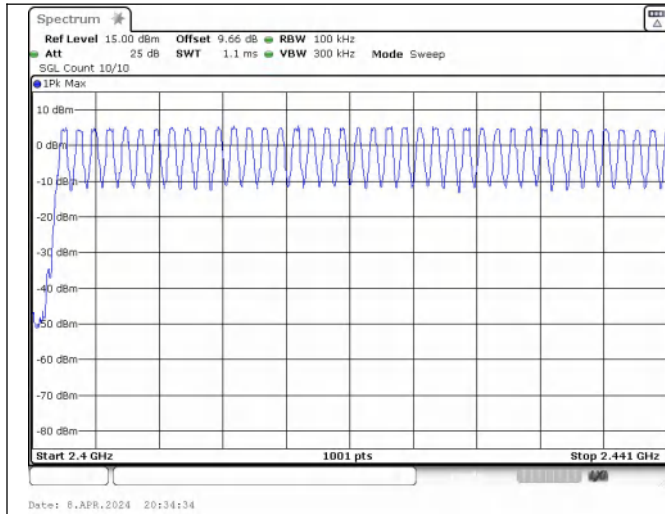
## Number Of Hopping Channel

### Test Result

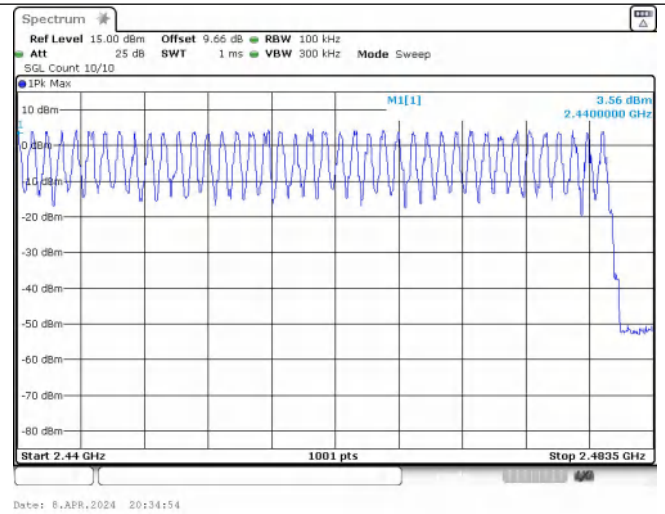
Left

Modulation	Packet	Number of Hopping Channel	Limit	Result
GFSK	DH5	79	15	PASS
$\pi/4$ DQPSK	2-DH5	79	15	PASS
8DPSK	3-DH5	79	15	PASS

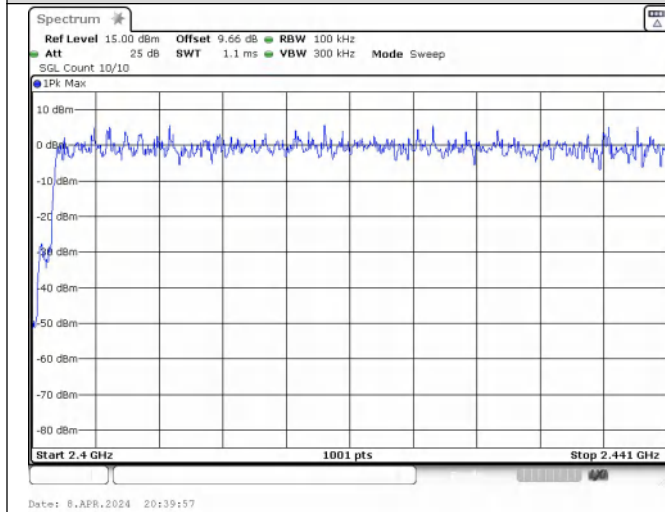
### Test Graphs



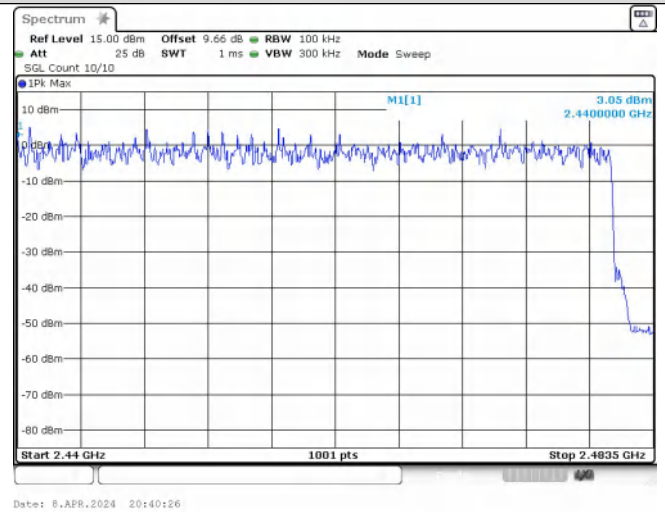
Low End Spectrum Channel Hopping Plot  
GFSK



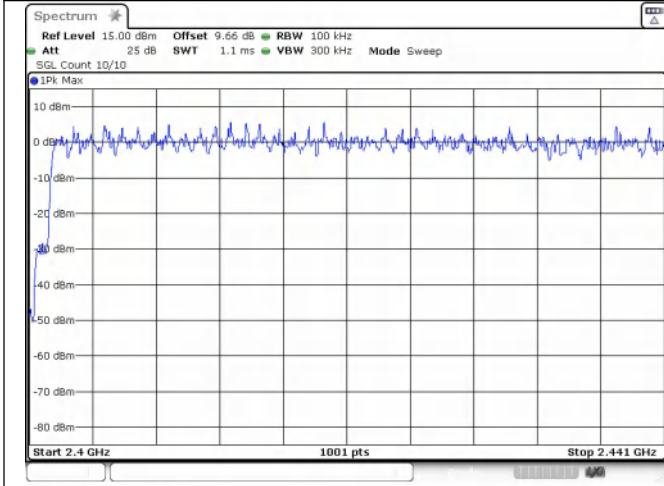
High End Spectrum Channel Hopping Plot  
GFSK



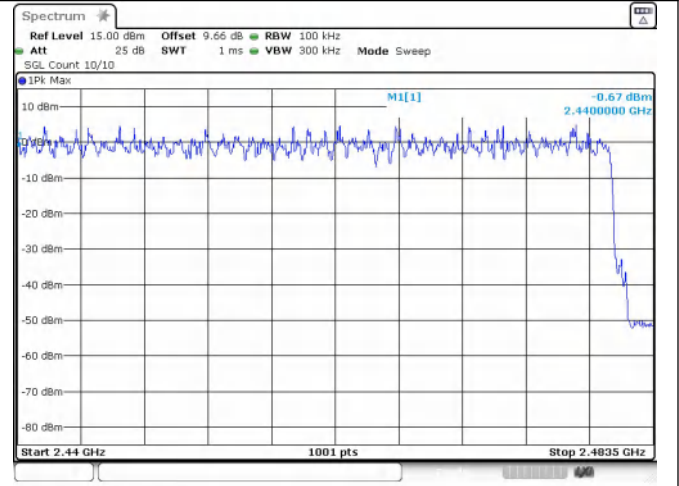
Low End Spectrum Channel Hopping Plot  
 $\pi/4$ DQPSK



High End Spectrum Channel Hopping Plot  
 $\pi/4$ DQPSK



**Low End Spectrum Channel Hopping Plot  
8DPSK**

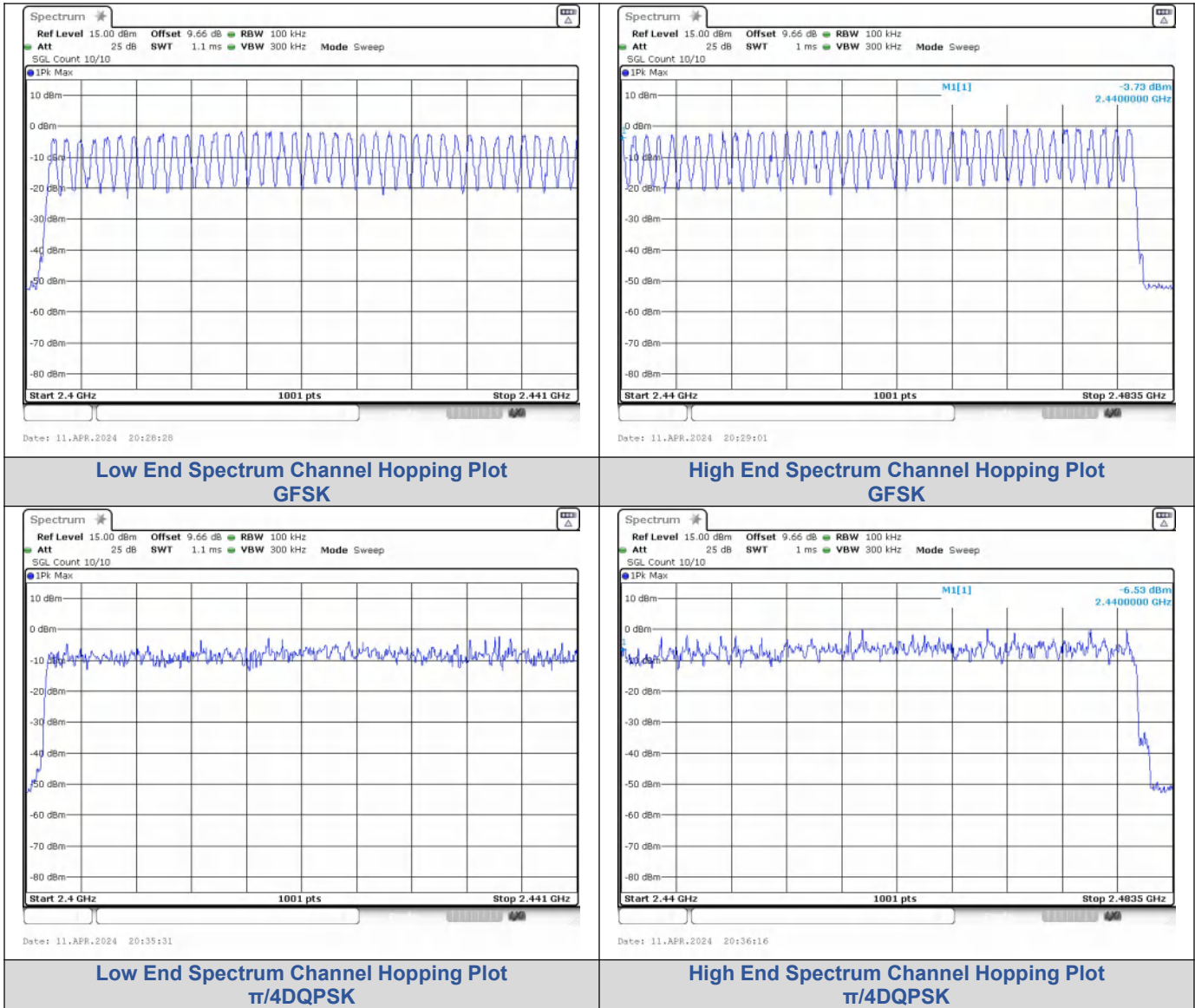


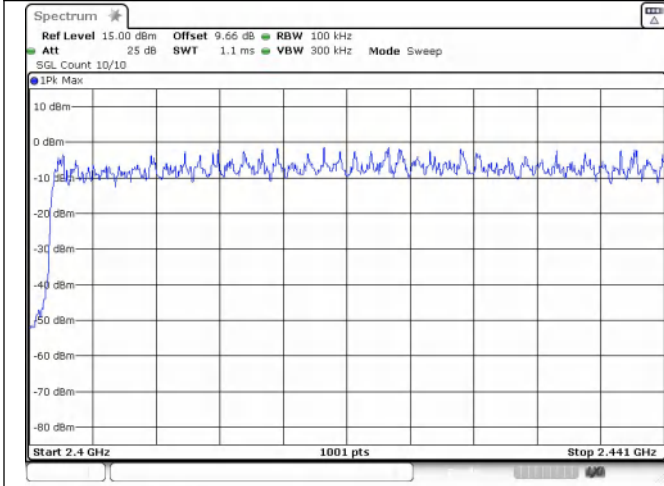
**High End Spectrum Channel Hopping Plot  
8DPSK**

Right

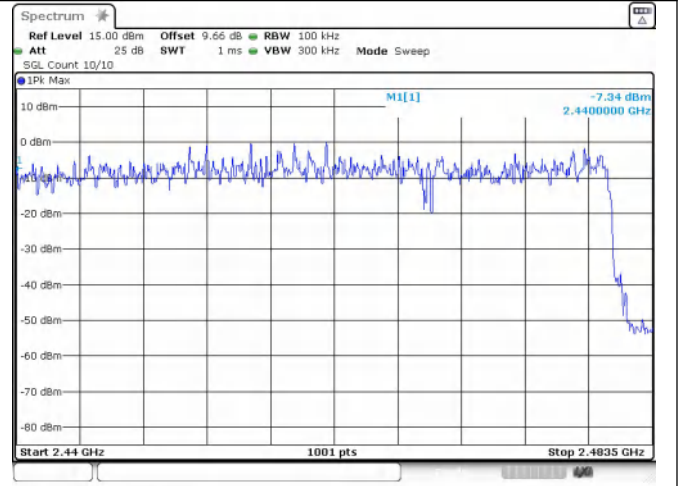
Modulation	Packet	Number of Hopping Channel	Limit	Result
GFSK	DH5	79	15	PASS
$\pi/4$ DQPSK	2-DH5	79	15	PASS
8DPSK	3-DH5	79	15	PASS

Test Graphs





**Low End Spectrum Channel Hopping Plot  
8DPSK**



**High End Spectrum Channel Hopping Plot  
8DPSK**