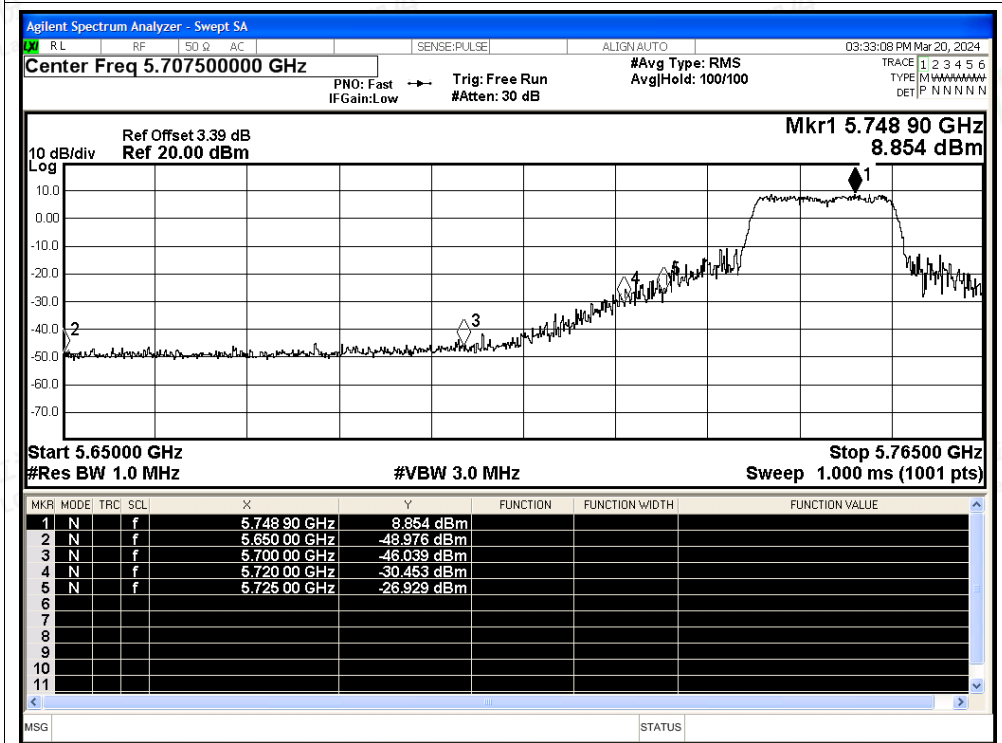
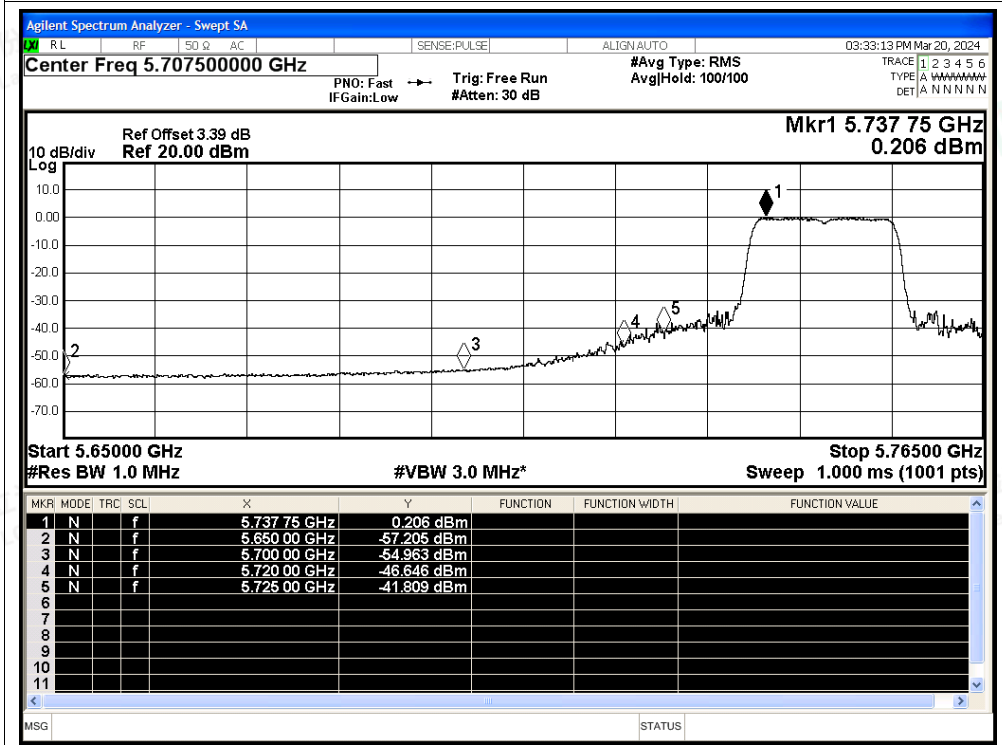




Restrict Band NVNT n20 5745MHz Ant1 Peak



Restrict Band NVNT n20 5745MHz Ant1 Average



Shenzhen LCS Compliance Testing Laboratory Ltd.

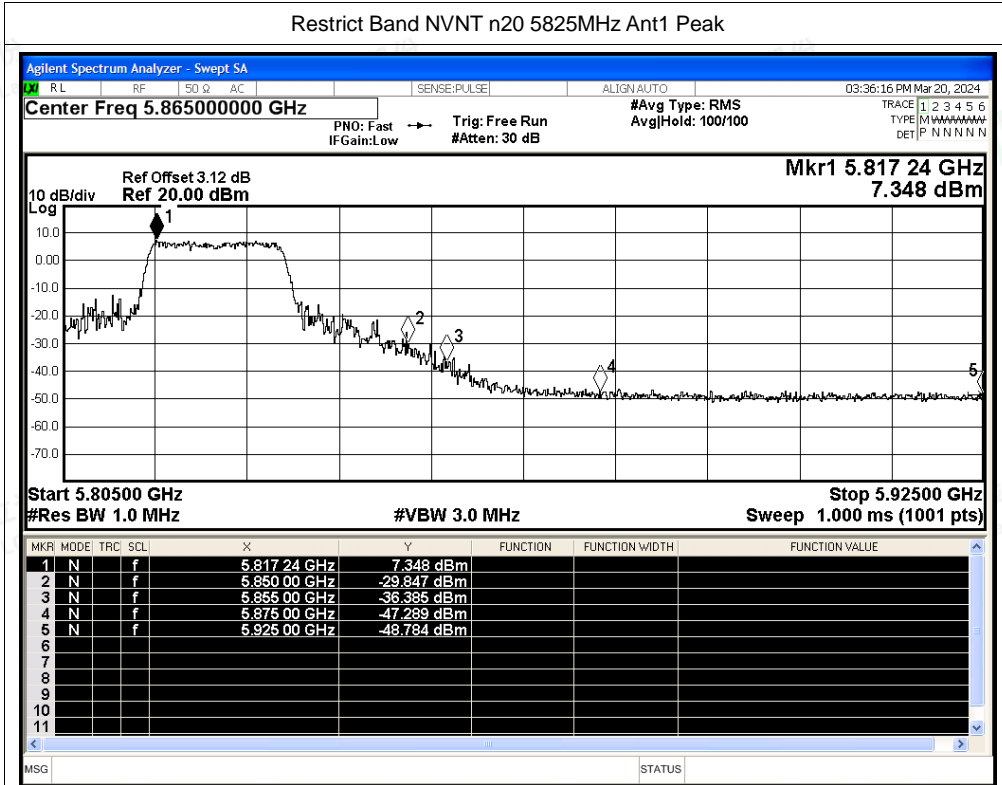
Add: 101, 201 Bldg A & 301 Bldg C, Juji Industrial Park Yabianxueziwei, Shajing Street, Baoan District, Shenzhen, 518000, China

Tel: +(86) 0755-82591330 | E-mail: webmaster@lcs-cert.com | Web: www.lcs-cert.com

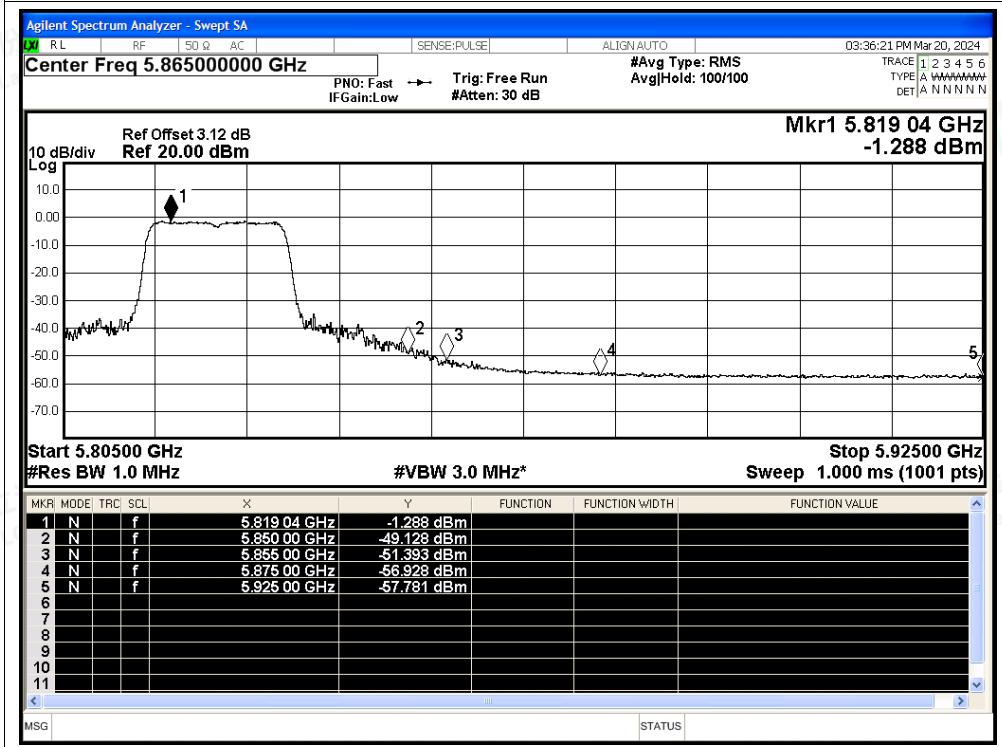
Scan code to check authenticity



Restrict Band NVNT n20 5825MHz Ant1 Peak



Restrict Band NVNT n20 5825MHz Ant1 Average



Shenzhen LCS Compliance Testing Laboratory Ltd.

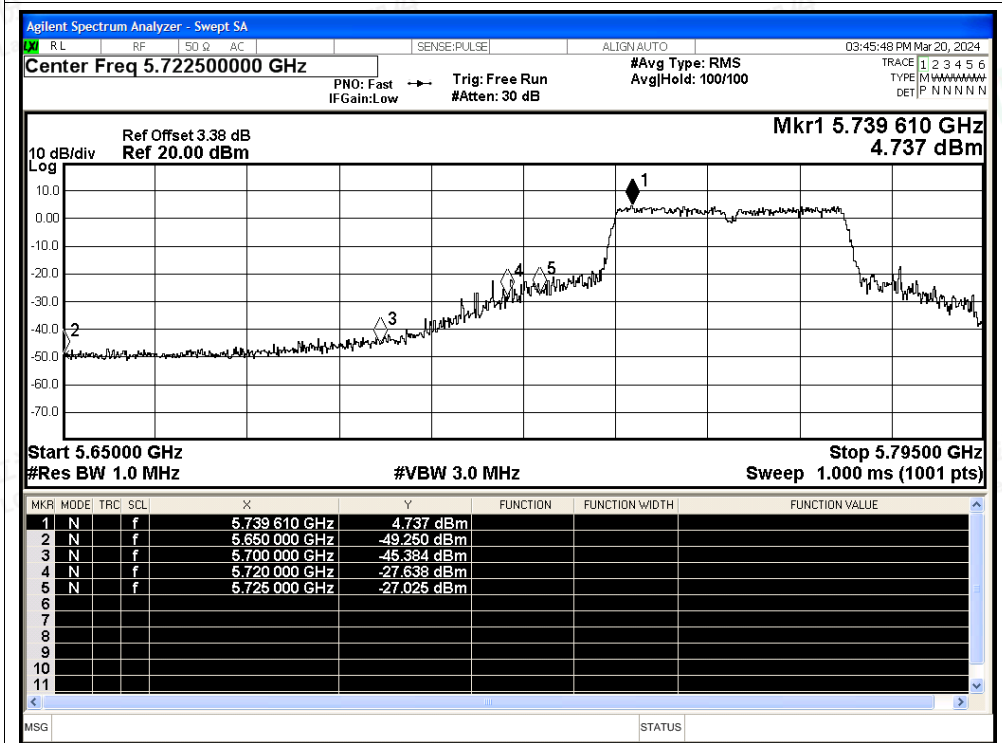
Add: 101, 201 Bldg A & 301 Bldg C, Juji Industrial Park Yabianxueziwei, Shajing Street, Baoan District, Shenzhen, 518000, China

Tel: +(86) 0755-82591330 | E-mail: webmaster@lcs-cert.com | Web: www.lcs-cert.com

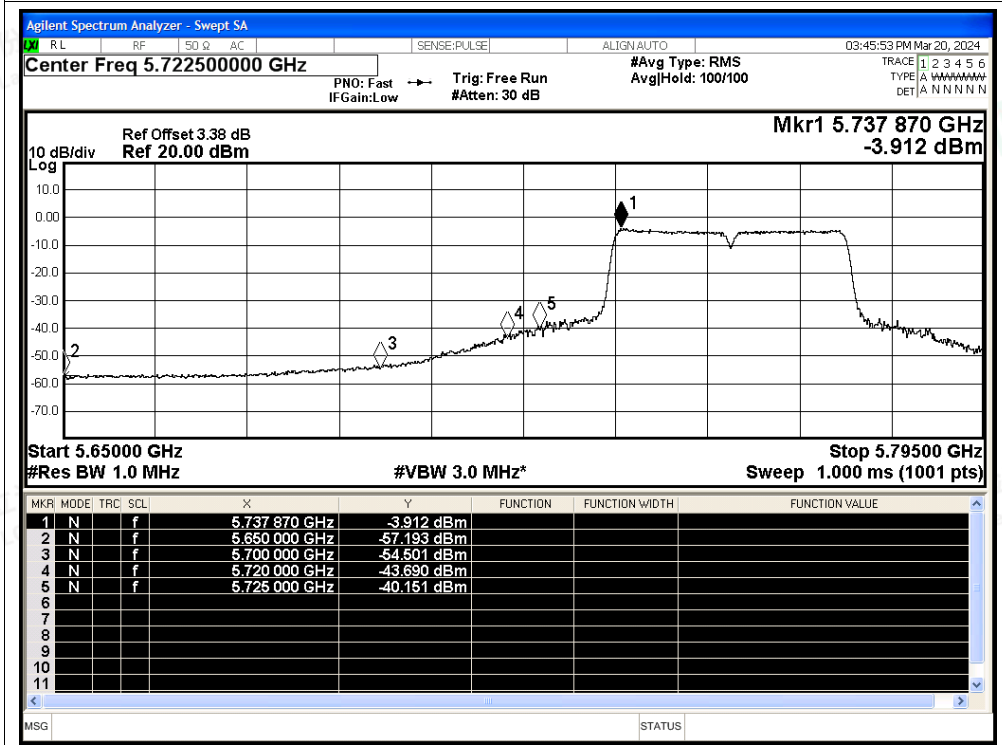
Scan code to check authenticity



Restrict Band NVNT n40 5755MHz Ant1 Peak



Restrict Band NVNT n40 5755MHz Ant1 Average



Shenzhen LCS Compliance Testing Laboratory Ltd.

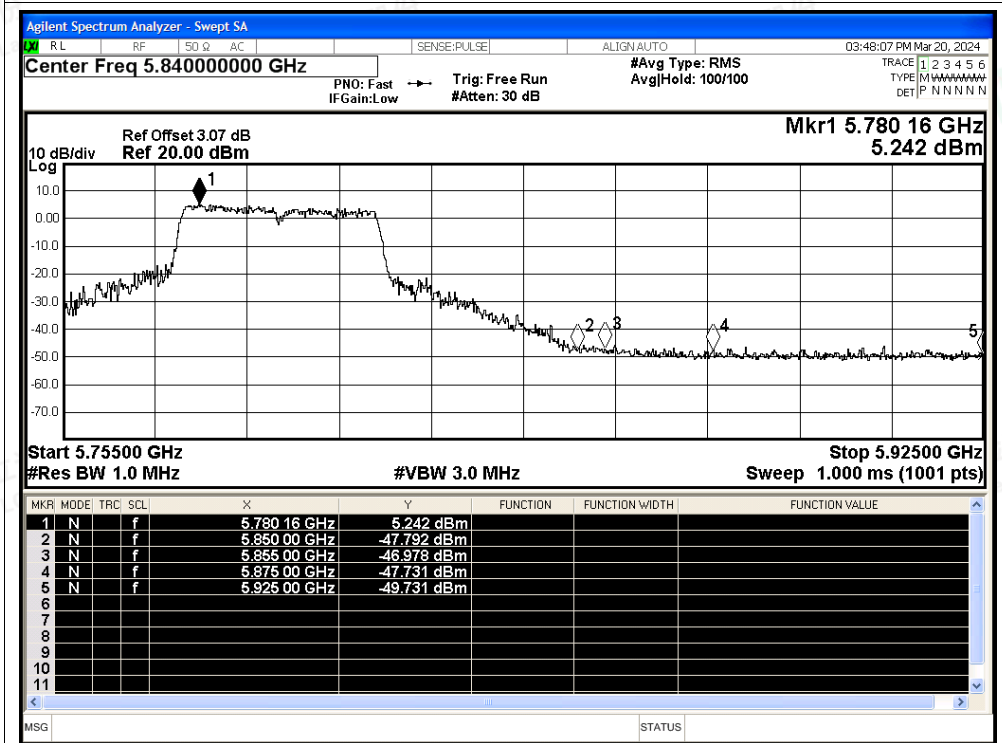
Add: 101, 201 Bldg A & 301 Bldg C, Juji Industrial Park Yabianxueziwei, Shajing Street, Baoan District, Shenzhen, 518000, China

Tel: +(86) 0755-82591330 | E-mail: webmaster@lcs-cert.com | Web: www.lcs-cert.com

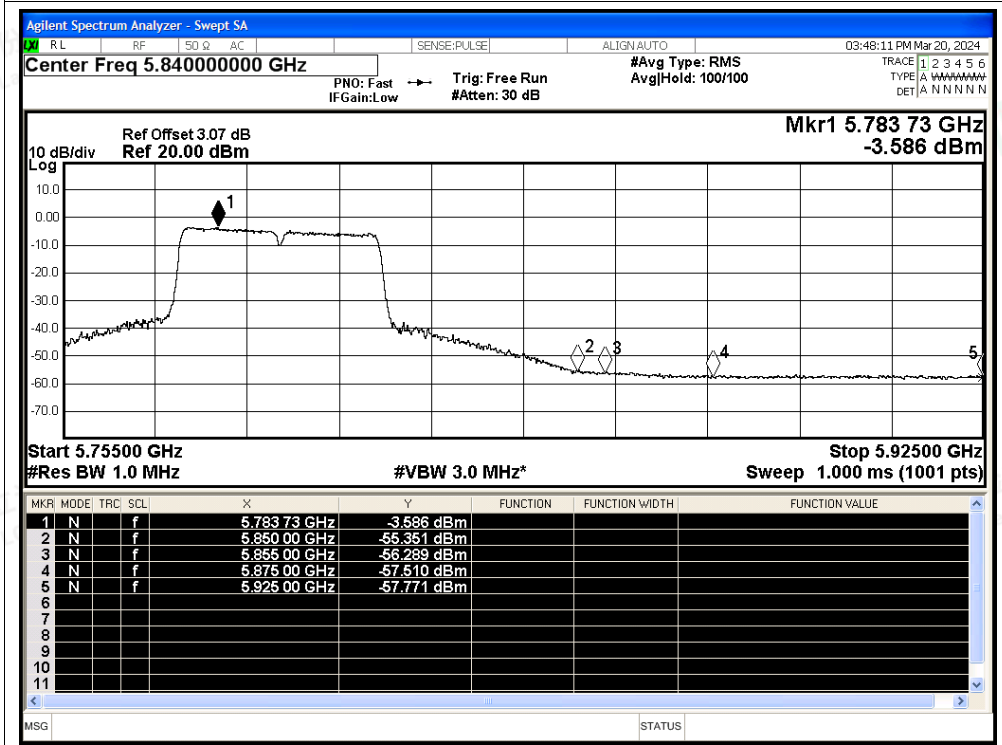
Scan code to check authenticity



Restrict Band NVNT n40 5795MHz Ant1 Peak



Restrict Band NVNT n40 5795MHz Ant1 Average



Shenzhen LCS Compliance Testing Laboratory Ltd.

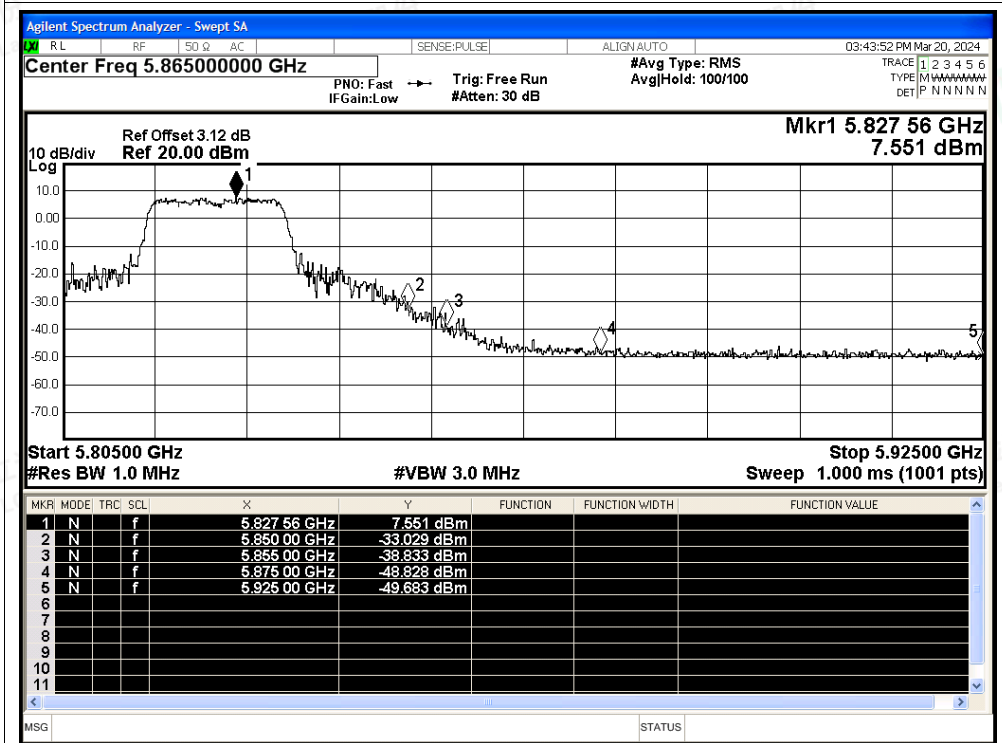
Add: 101, 201 Bldg A & 301 Bldg C, Juji Industrial Park Yabianxueziwei, Shajing Street, Baoan District, Shenzhen, 518000, China

Tel: +(86) 0755-82591330 | E-mail: webmaster@lcs-cert.com | Web: www.lcs-cert.com

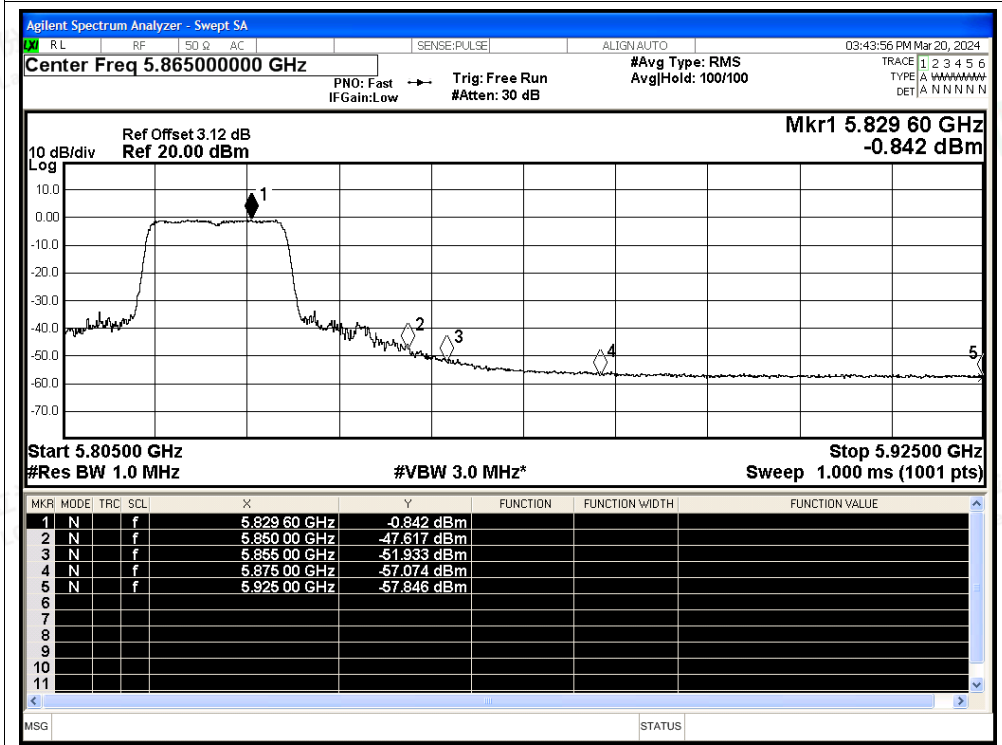
Scan code to check authenticity



Restrict Band NVNT ac20 5825MHz Ant1 Peak



Restrict Band NVNT ac20 5825MHz Ant1 Average



Shenzhen LCS Compliance Testing Laboratory Ltd.

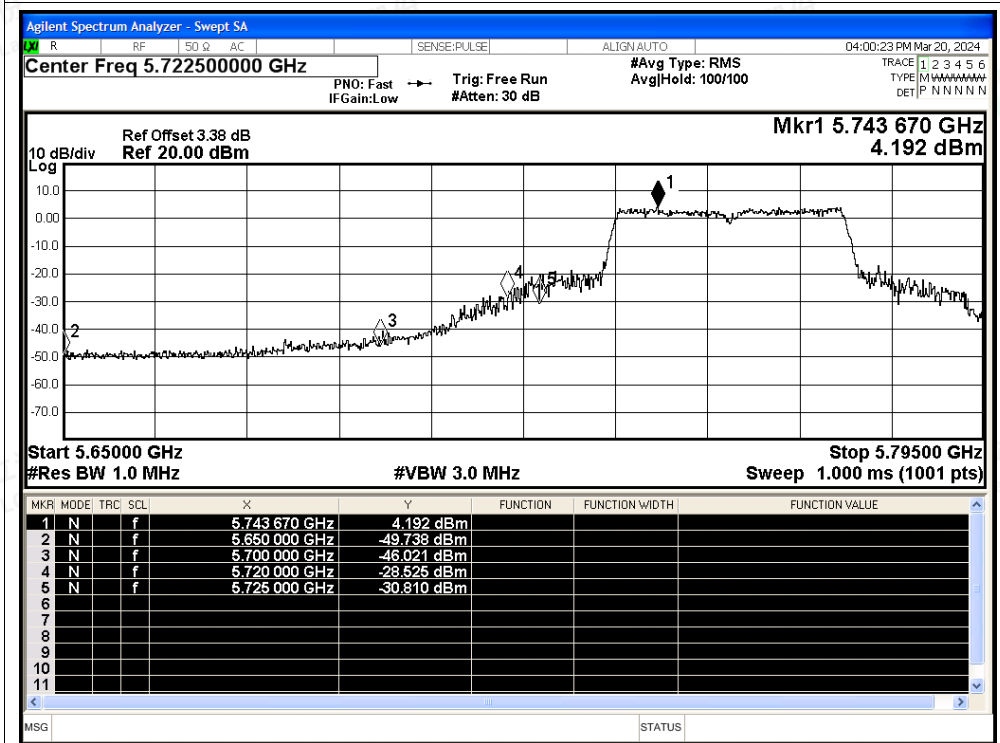
Add: 101, 201 Bldg A & 301 Bldg C, Juji Industrial Park Yabianxueziwei, Shajing Street, Baoan District, Shenzhen, 518000, China

Tel: +(86) 0755-82591330 | E-mail: webmaster@lcs-cert.com | Web: www.lcs-cert.com

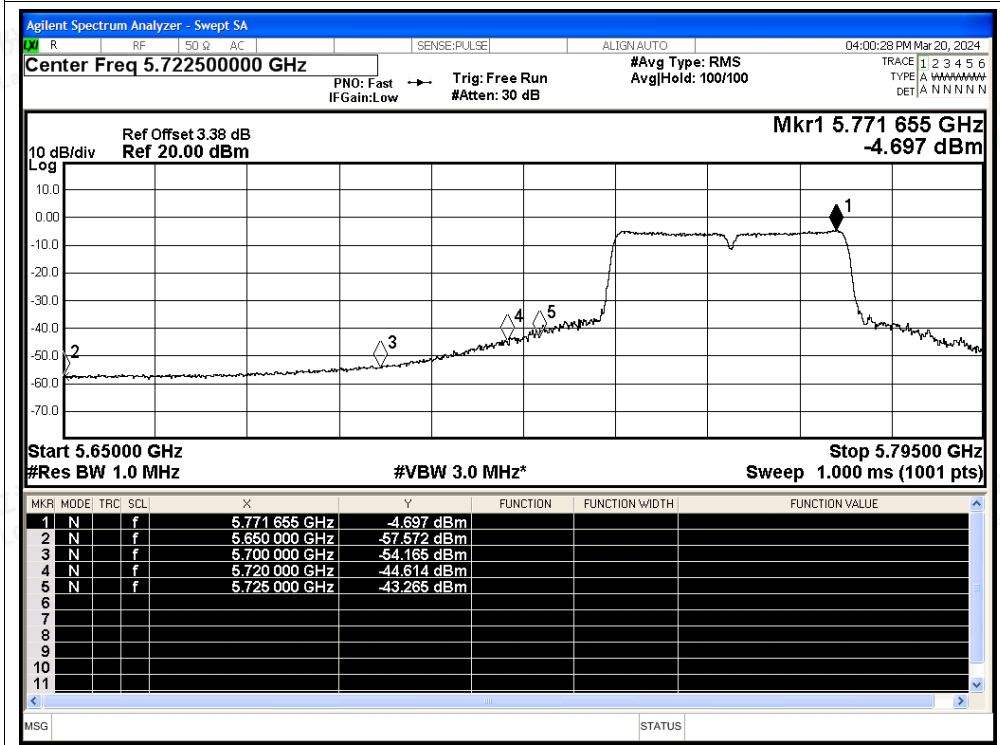
Scan code to check authenticity



Restrict Band NVNT ac40 5755MHz Ant1 Peak



Restrict Band NVNT ac40 5755MHz Ant1 Average



Shenzhen LCS Compliance Testing Laboratory Ltd.

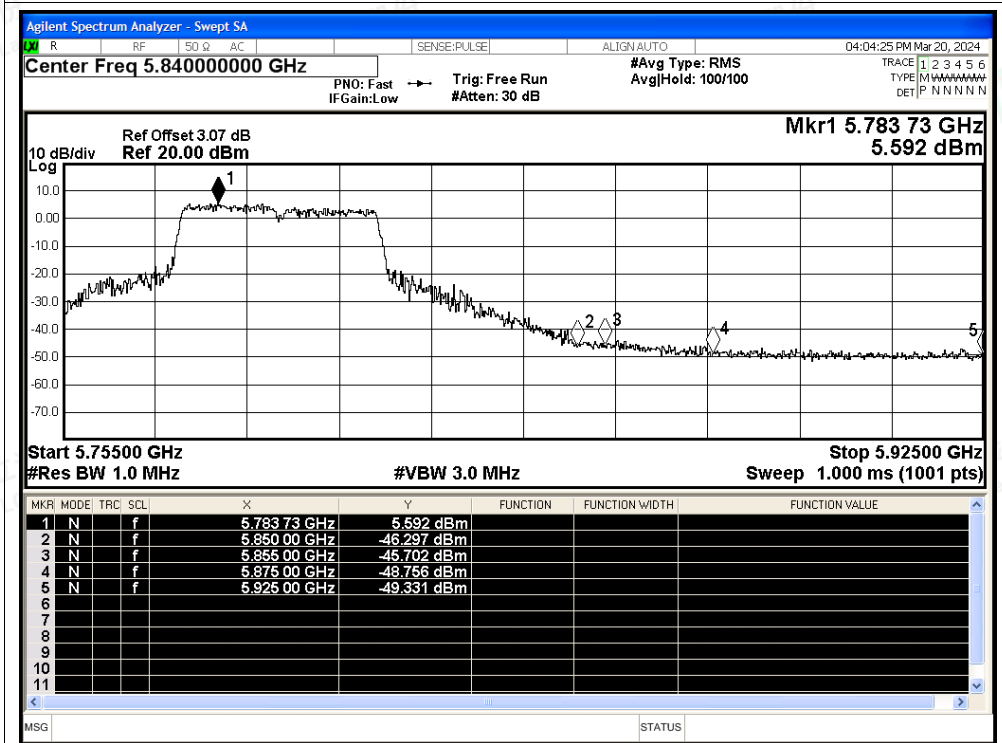
Add: 101, 201 Bldg A & 301 Bldg C, Juji Industrial Park Yabianxueziwei, Shajing Street, Baoan District, Shenzhen, 518000, China

Tel: +(86) 0755-82591330 | E-mail: webmaster@lcs-cert.com | Web: www.lcs-cert.com

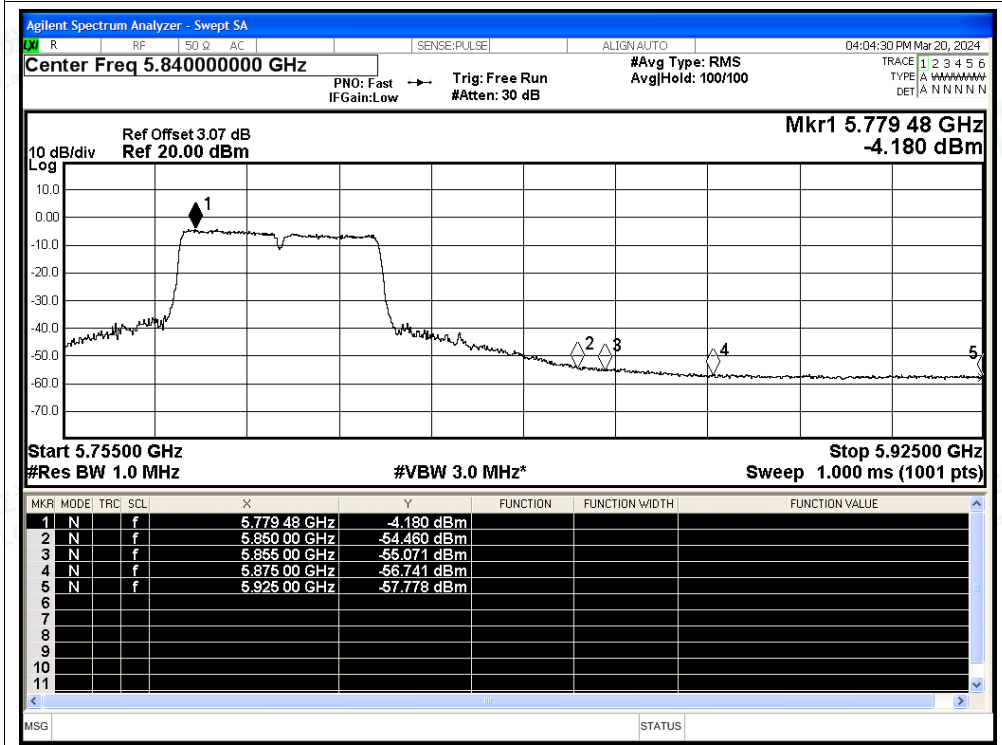
Scan code to check authenticity



Restrict Band NVNT ac40 5795MHz Ant1 Peak



Restrict Band NVNT ac40 5795MHz Ant1 Average



Shenzhen LCS Compliance Testing Laboratory Ltd.

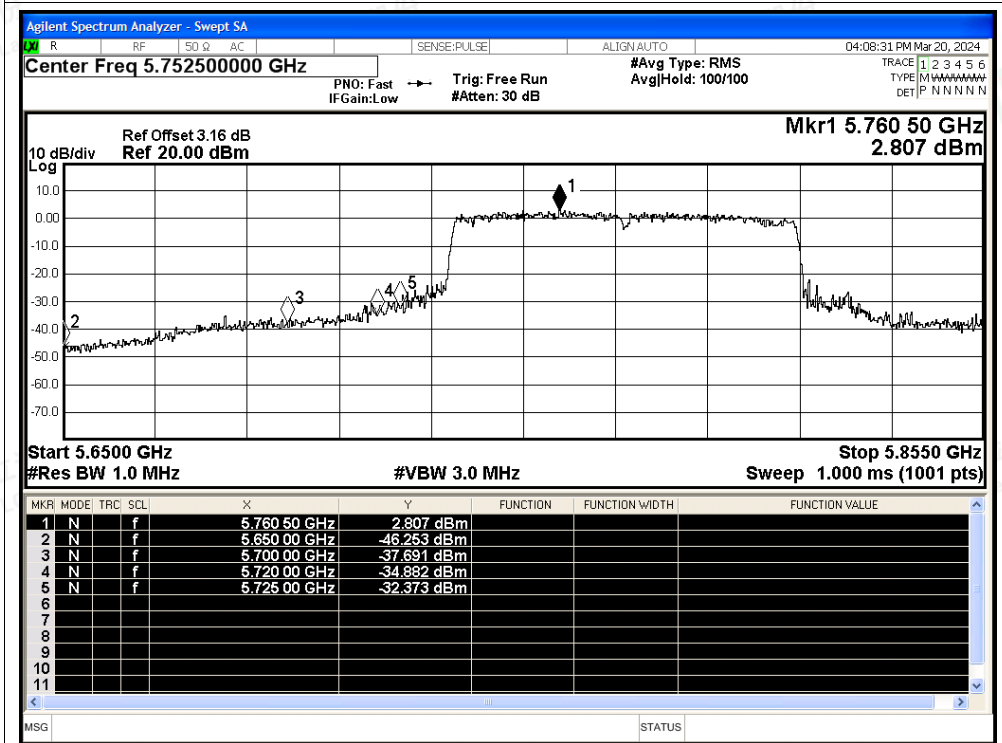
Add: 101, 201 Bldg A & 301 Bldg C, Juji Industrial Park Yabianxueziwei, Shajing Street, Baoan District, Shenzhen, 518000, China

Tel: +(86) 0755-82591330 | E-mail: webmaster@lcs-cert.com | Web: www.lcs-cert.com

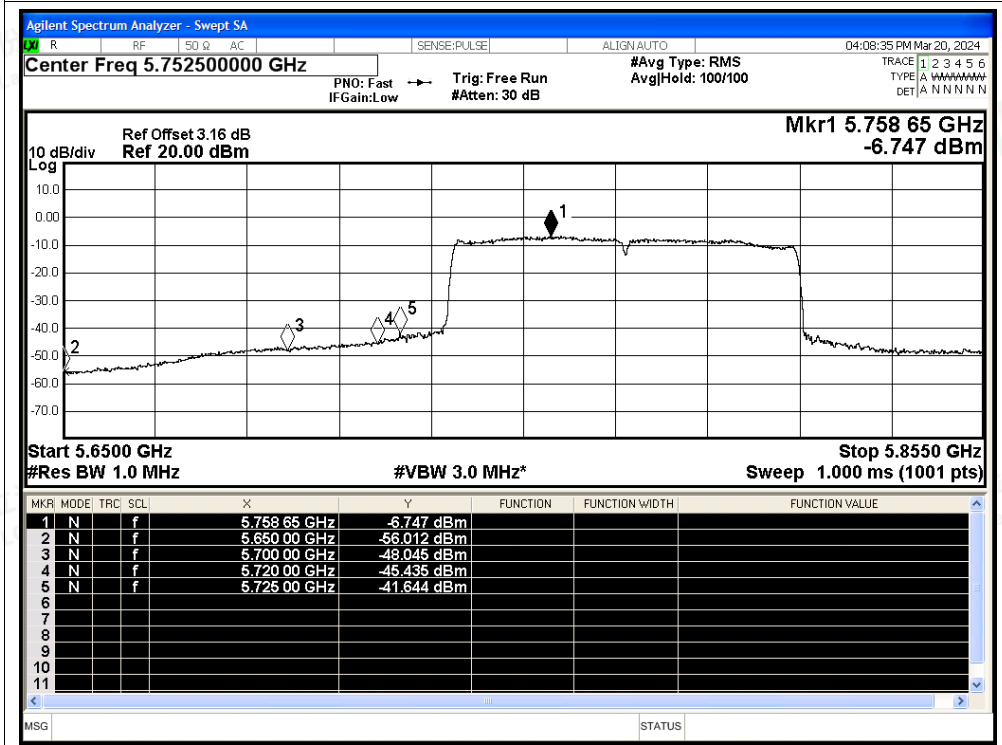
Scan code to check authenticity



Restrict Band NVNT ac80 5775MHz Ant1 Peak



Restrict Band NVNT ac80 5775MHz Ant1 Average



Shenzhen LCS Compliance Testing Laboratory Ltd.

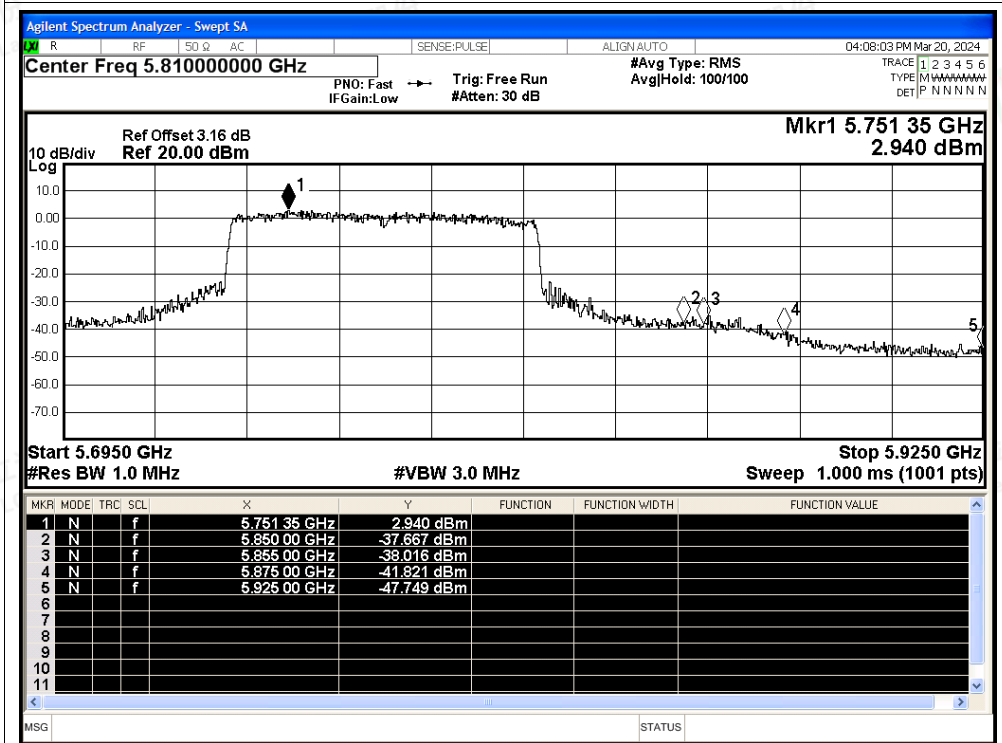
Add: 101, 201 Bldg A & 301 Bldg C, Juji Industrial Park Yabianxueziwei, Shajing Street, Baoan District, Shenzhen, 518000, China

Tel: +(86) 0755-82591330 | E-mail: webmaster@lcs-cert.com | Web: www.lcs-cert.com

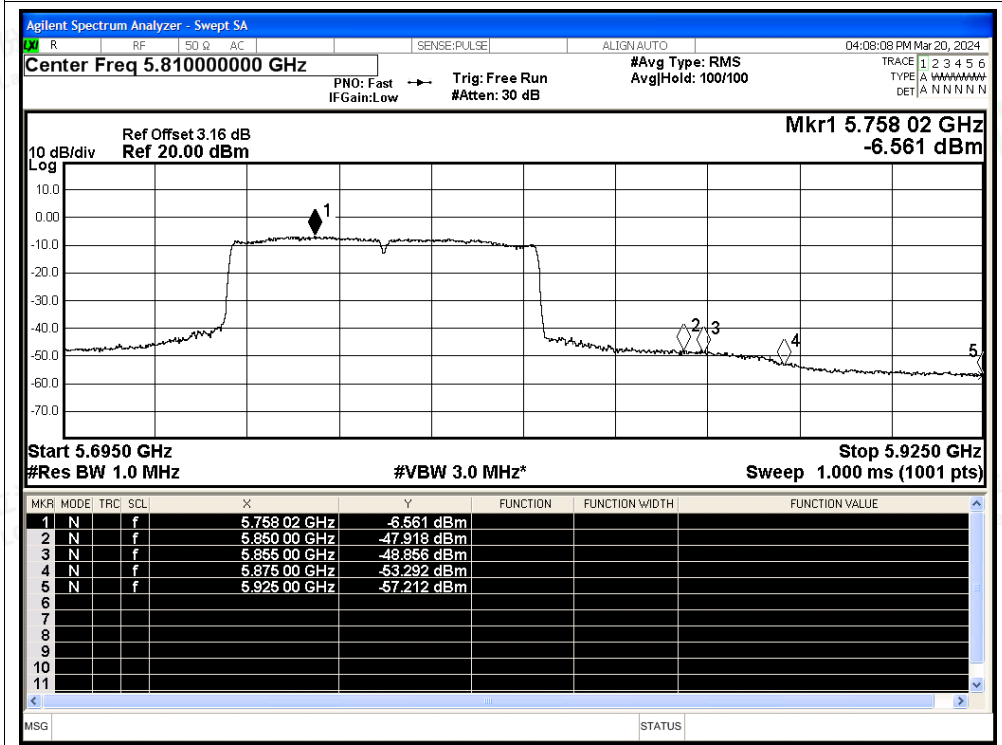
Scan code to check authenticity



Restrict Band NVNT ac80 5775MHz Ant1 Peak



Restrict Band NVNT ac80 5775MHz Ant1 Average



Shenzhen LCS Compliance Testing Laboratory Ltd.

Add: 101, 201 Bldg A & 301 Bldg C, Juji Industrial Park Yabianxueziwei, Shajing Street, Baoan District, Shenzhen, 518000, China

Tel: +(86) 0755-82591330 | E-mail: webmaster@lcs-cert.com | Web: www.lcs-cert.com

Scan code to check authenticity



Condition	Mode	Frequency (MHz)	Antenna	Spur Freq (MHz)	Power (dBm)	Gain (dBi)	Duty Factor (dB)	EIRP Power (dBm)	Detector	Limit (dBm)	Verdict
NVNT	a	5745	Ant2	5650	-50.16	3.47	-	-46.69	Peak	-27	Pass
NVNT	a	5745	Ant2	5650	-57.54	3.47	0.6	-53.47	Average	-27	Pass
NVNT	a	5745	Ant2	5700	-48.22	3.47	-	-44.75	Peak	10	Pass
NVNT	a	5745	Ant2	5700	-55.53	3.47	0.6	-51.46	Average	10	Pass
NVNT	a	5745	Ant2	5720	-30.66	3.47	-	-27.19	Peak	15.6	Pass
NVNT	a	5745	Ant2	5720	-47.57	3.47	0.6	-43.50	Average	15.6	Pass
NVNT	a	5745	Ant2	5725	-30.14	3.47	-	-26.67	Peak	27	Pass
NVNT	a	5745	Ant2	5725	-42.67	3.47	0.6	-38.60	Average	27	Pass
NVNT	a	5825	Ant2	5850	-29.21	3.47	-	-25.74	Peak	27	Pass
NVNT	a	5825	Ant2	5850	-47.59	3.47	0.6	-43.52	Average	27	Pass
NVNT	a	5825	Ant2	5855	-40.75	3.47	-	-37.28	Peak	15.6	Pass
NVNT	a	5825	Ant2	5855	-51.99	3.47	0.6	-47.92	Average	15.6	Pass
NVNT	a	5825	Ant2	5875	-46.62	3.47	-	-43.15	Peak	10	Pass
NVNT	a	5825	Ant2	5875	-56.23	3.47	0.6	-52.16	Average	10	Pass
NVNT	a	5825	Ant2	5925	-50.53	3.47	-	-47.06	Peak	-27	Pass
NVNT	a	5825	Ant2	5925	-57.29	3.47	0.6	-53.22	Average	-27	Pass
NVNT	n20	5745	Ant2	5650	-49.82	3.47	-	-46.35	Peak	-27	Pass
NVNT	n20	5745	Ant2	5650	-57.45	3.47	0.7	-53.28	Average	-27	Pass
NVNT	n20	5745	Ant2	5700	-44.78	3.47	-	-41.31	Peak	10	Pass
NVNT	n20	5745	Ant2	5700	-55.51	3.47	0.7	-51.34	Average	10	Pass
NVNT	n20	5745	Ant2	5720	-34.36	3.47	-	-30.89	Peak	15.6	Pass
NVNT	n20	5745	Ant2	5720	-46.41	3.47	0.7	-42.24	Average	15.6	Pass
NVNT	n20	5745	Ant2	5725	-24.94	3.47	-	-21.47	Peak	27	Pass
NVNT	n20	5745	Ant2	5725	-42.26	3.47	0.7	-38.09	Average	27	Pass
NVNT	n20	5825	Ant2	5850	-29.39	3.47	-	-25.92	Peak	27	Pass
NVNT	n20	5825	Ant2	5850	-48.08	3.47	0.66	-43.95	Average	27	Pass
NVNT	n20	5825	Ant2	5855	-39.02	3.47	-	-35.55	Peak	15.6	Pass
NVNT	n20	5825	Ant2	5855	-50.54	3.47	0.66	-46.41	Average	15.6	Pass
NVNT	n20	5825	Ant2	5875	-47.4	3.47	-	-43.93	Peak	10	Pass
NVNT	n20	5825	Ant2	5875	-56.18	3.47	0.66	-52.05	Average	10	Pass
NVNT	n20	5825	Ant2	5925	-49.72	3.47	-	-46.25	Peak	-27	Pass
NVNT	n20	5825	Ant2	5925	-58.17	3.47	0.66	-54.04	Average	-27	Pass
NVNT	n40	5755	Ant2	5650	-49.85	3.47	-	-46.38	Peak	-27	Pass
NVNT	n40	5755	Ant2	5650	-57.29	3.47	0.92	-52.90	Average	-27	Pass
NVNT	n40	5755	Ant2	5700	-44.68	3.47	-	-41.21	Peak	10	Pass
NVNT	n40	5755	Ant2	5700	-55.37	3.47	0.92	-50.98	Average	10	Pass
NVNT	n40	5755	Ant2	5720	-27.93	3.47	-	-24.46	Peak	15.6	Pass
NVNT	n40	5755	Ant2	5720	-43.94	3.47	0.92	-39.55	Average	15.6	Pass
NVNT	n40	5755	Ant2	5725	-30.06	3.47	-	-26.59	Peak	27	Pass



Shenzhen LCS Compliance Testing Laboratory Ltd.

Add: 101, 201 Bldg A & 301 Bldg C, Juji Industrial Park Yabianxueziwei, Shajing Street, Baoan District, Shenzhen, 518000, China

Tel: +(86) 0755-82591330 | E-mail: webmaster@lcs-cert.com | Web: www.lcs-cert.com

Scan code to check authenticity



NVNT	n40	5755	Ant2	5725	-41.01	3.47	0.92	-36.62	Average	27	Pass
NVNT	n40	5795	Ant2	5850	-46.1	3.47	-	-42.63	Peak	27	Pass
NVNT	n40	5795	Ant2	5850	-55.17	3.47	0.92	-50.78	Average	27	Pass
NVNT	n40	5795	Ant2	5855	-48.4	3.47	-	-44.93	Peak	15.6	Pass
NVNT	n40	5795	Ant2	5855	-56.19	3.47	0.92	-51.80	Average	15.6	Pass
NVNT	n40	5795	Ant2	5875	-50.64	3.47	-	-47.17	Peak	10	Pass
NVNT	n40	5795	Ant2	5875	-57.48	3.47	0.92	-53.09	Average	10	Pass
NVNT	n40	5795	Ant2	5925	-48.96	3.47	-	-45.49	Peak	-27	Pass
NVNT	n40	5795	Ant2	5925	-57.73	3.47	0.92	-53.34	Average	-27	Pass
NVNT	ac20	5745	Ant2	5650	-48.02	3.47	-	-44.55	Peak	-27	Pass
NVNT	ac20	5745	Ant2	5650	-57.92	3.47	0.96	-53.49	Average	-27	Pass
NVNT	ac20	5745	Ant2	5700	-48.08	3.47	-	-44.61	Peak	10	Pass
NVNT	ac20	5745	Ant2	5700	-55.63	3.47	0.96	-51.20	Average	10	Pass
NVNT	ac20	5745	Ant2	5720	-32.33	3.47	-	-28.86	Peak	15.6	Pass
NVNT	ac20	5745	Ant2	5720	-47.58	3.47	0.96	-43.15	Average	15.6	Pass
NVNT	ac20	5745	Ant2	5725	-27.25	3.47	-	-23.78	Peak	27	Pass
NVNT	ac20	5745	Ant2	5725	-42.76	3.47	0.96	-38.33	Average	27	Pass
NVNT	ac20	5825	Ant2	5850	-32.05	3.47	-	-28.58	Peak	27	Pass
NVNT	ac20	5825	Ant2	5850	-48.75	3.47	0.2	-45.08	Average	27	Pass
NVNT	ac20	5825	Ant2	5855	-39.4	3.47	-	-35.93	Peak	15.6	Pass
NVNT	ac20	5825	Ant2	5855	-50.28	3.47	0.2	-46.61	Average	15.6	Pass
NVNT	ac20	5825	Ant2	5875	-48.74	3.47	-	-45.27	Peak	10	Pass
NVNT	ac20	5825	Ant2	5875	-56.53	3.47	0.2	-52.86	Average	10	Pass
NVNT	ac20	5825	Ant2	5925	-50.32	3.47	-	-46.85	Peak	-27	Pass
NVNT	ac20	5825	Ant2	5925	-57.85	3.47	0.2	-54.18	Average	-27	Pass
NVNT	ac40	5755	Ant2	5650	-49.52	3.47	-	-46.05	Peak	-27	Pass
NVNT	ac40	5755	Ant2	5650	-57.64	3.47	0.91	-53.26	Average	-27	Pass
NVNT	ac40	5755	Ant2	5700	-47.06	3.47	-	-43.59	Peak	10	Pass
NVNT	ac40	5755	Ant2	5700	-55.02	3.47	0.91	-50.64	Average	10	Pass
NVNT	ac40	5755	Ant2	5720	-27.93	3.47	-	-24.46	Peak	15.6	Pass
NVNT	ac40	5755	Ant2	5720	-45.24	3.47	0.91	-40.86	Average	15.6	Pass
NVNT	ac40	5755	Ant2	5725	-25.21	3.47	-	-21.74	Peak	27	Pass
NVNT	ac40	5755	Ant2	5725	-42.39	3.47	0.91	-38.01	Average	27	Pass
NVNT	ac40	5795	Ant2	5850	-47.28	3.47	-	-43.81	Peak	27	Pass
NVNT	ac40	5795	Ant2	5850	-59.04	3.47	0.88	-54.69	Average	27	Pass
NVNT	ac40	5795	Ant2	5855	-50.92	3.47	-	-47.45	Peak	15.6	Pass
NVNT	ac40	5795	Ant2	5855	-58.26	3.47	0.88	-53.91	Average	15.6	Pass
NVNT	ac40	5795	Ant2	5875	-50.23	3.47	-	-46.76	Peak	10	Pass
NVNT	ac40	5795	Ant2	5875	-58.1	3.47	0.88	-53.75	Average	10	Pass
NVNT	ac40	5795	Ant2	5925	-49.86	3.47	-	-46.39	Peak	-27	Pass
NVNT	ac40	5795	Ant2	5925	-57.75	3.47	0.88	-53.40	Average	-27	Pass
NVNT	ac80	5775	Ant2	5650	-47.86	3.47	-	-44.39	Peak	-27	Pass
NVNT	ac80	5775	Ant2	5650	-56.62	3.47	2.09	-51.06	Average	-27	Pass





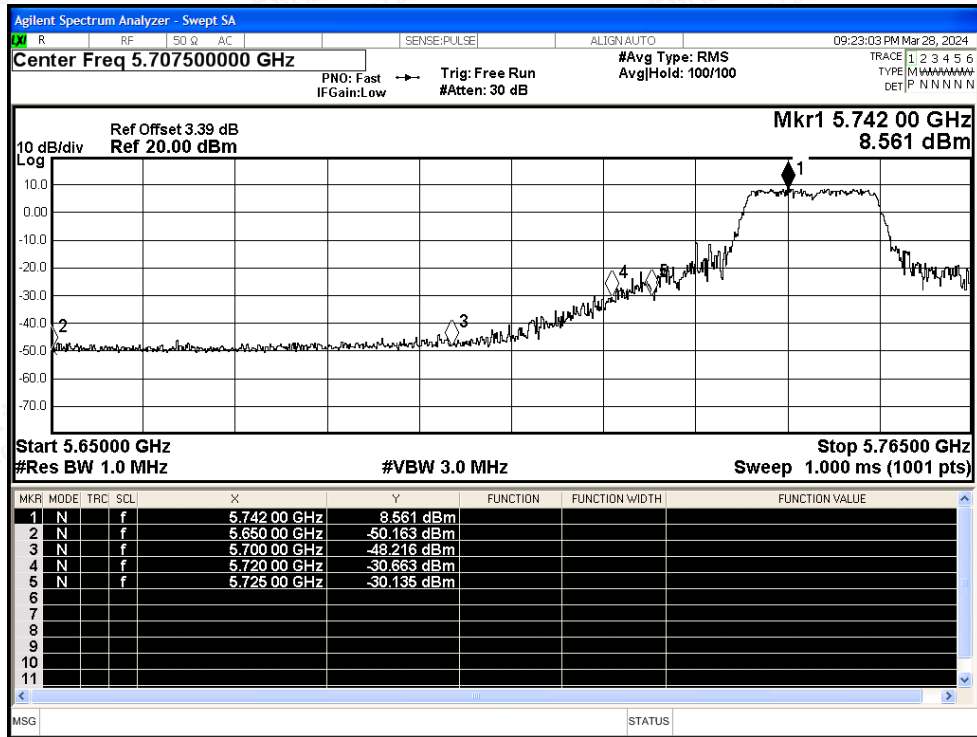
NVNT	ac80	5775	Ant2	5700	-42.38	3.47	-	-38.91	Peak	10	Pass
NVNT	ac80	5775	Ant2	5700	-51.44	3.47	2.09	-45.88	Average	10	Pass
NVNT	ac80	5775	Ant2	5720	-38.42	3.47	-	-34.95	Peak	15.6	Pass
NVNT	ac80	5775	Ant2	5720	-47.49	3.47	2.09	-41.93	Average	15.6	Pass
NVNT	ac80	5775	Ant2	5725	-34.12	3.47	-	-30.65	Peak	27	Pass
NVNT	ac80	5775	Ant2	5725	-47.53	3.47	2.09	-41.97	Average	27	Pass
NVNT	ac80	5775	Ant2	5850	-38.9	3.47	-	-35.43	Peak	27	Pass
NVNT	ac80	5775	Ant2	5850	-59.35	3.47	2.09	-53.79	Average	27	Pass
NVNT	ac80	5775	Ant2	5855	-42.14	3.47	-	-38.67	Peak	15.6	Pass
NVNT	ac80	5775	Ant2	5855	-58.59	3.47	2.09	-53.03	Average	15.6	Pass
NVNT	ac80	5775	Ant2	5875	-45.05	3.47	-	-41.58	Peak	10	Pass
NVNT	ac80	5775	Ant2	5875	-58.31	3.47	2.09	-52.75	Average	10	Pass
NVNT	ac80	5775	Ant2	5925	-50.29	3.47	-	-46.82	Peak	-27	Pass
NVNT	ac80	5775	Ant2	5925	-57.66	3.47	2.09	-52.10	Average	-27	Pass



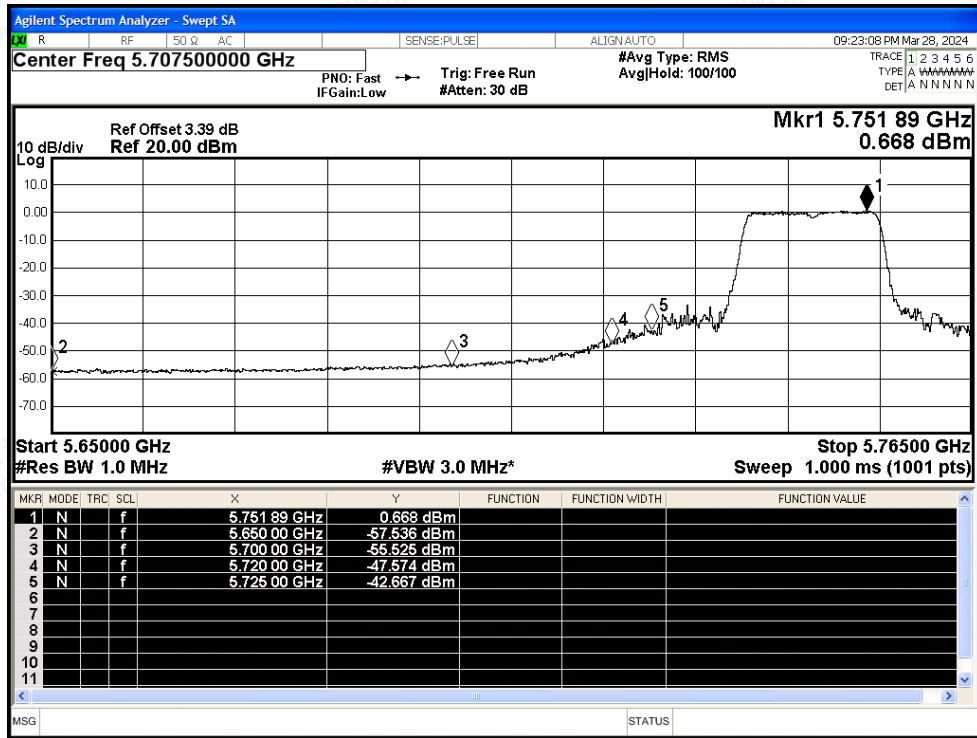


Test Graphs

Restrict Band NVNT a 5745MHz Ant2 Peak



Restrict Band NVNT a 5745MHz Ant2 Average



Shenzhen LCS Compliance Testing Laboratory Ltd.

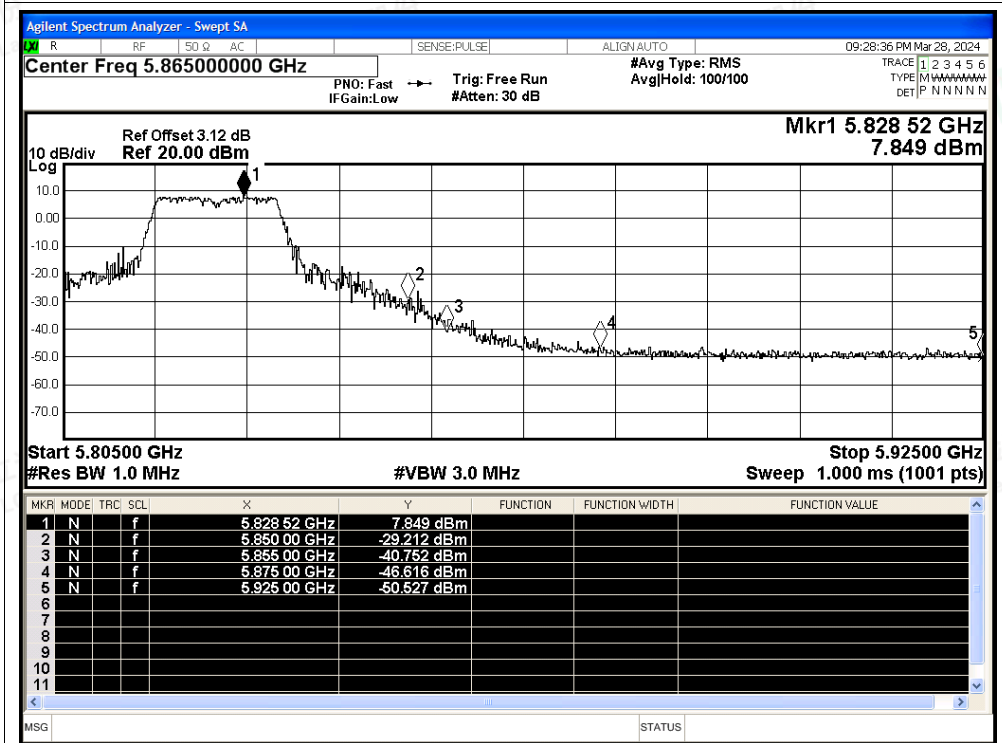
Add: 101, 201 Bldg A & 301 Bldg C, Juji Industrial Park Yabianxueziwei, Shajing Street, Baoan District, Shenzhen, 518000, China

Tel: +(86) 0755-82591330 | E-mail: webmaster@lcs-cert.com | Web: www.lcs-cert.com

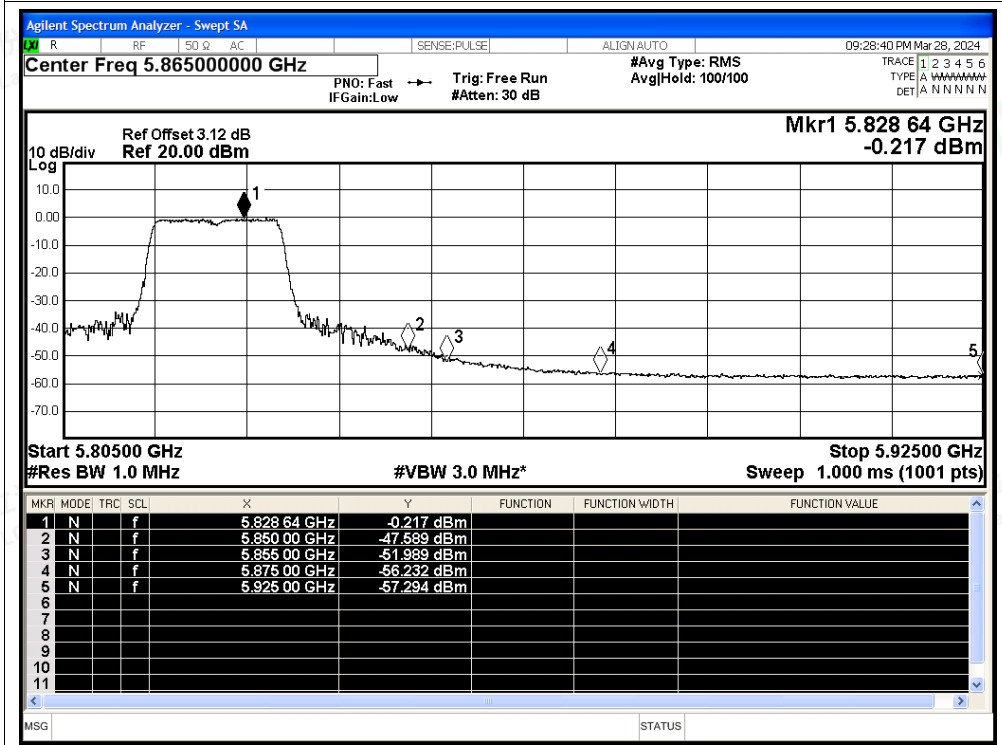
Scan code to check authenticity



Restrict Band NVNT a 5825MHz Ant2 Peak



Restrict Band NVNT a 5825MHz Ant2 Average



Shenzhen LCS Compliance Testing Laboratory Ltd.

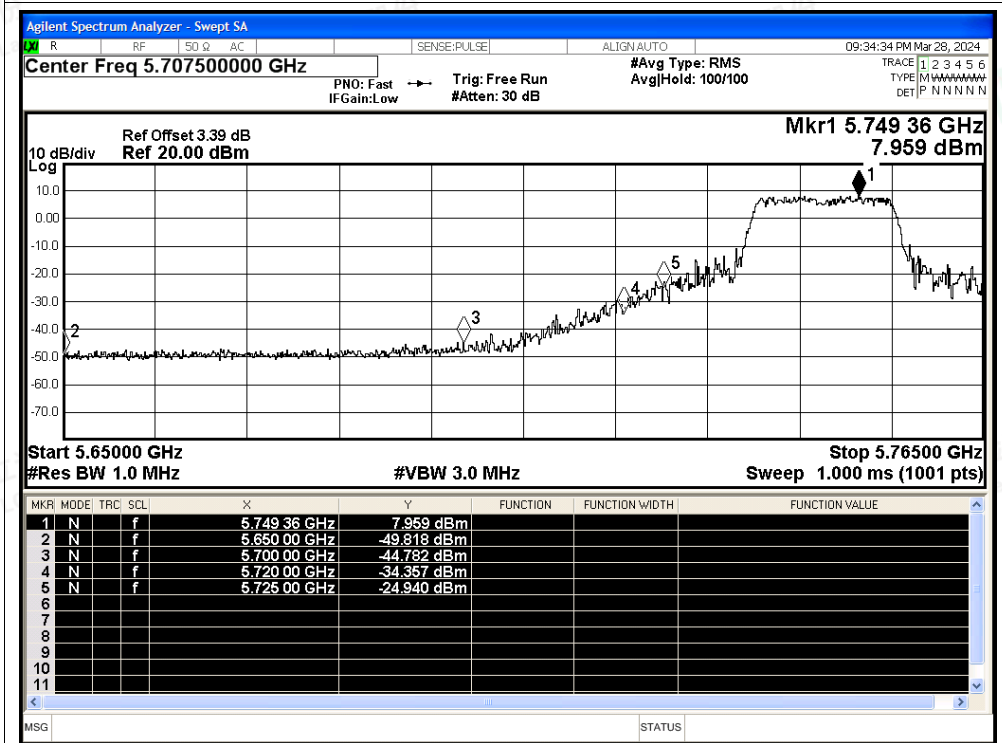
Add: 101, 201 Bldg A & 301 Bldg C, Juji Industrial Park Yabianxueziwei, Shajing Street, Baoan District, Shenzhen, 518000, China

Tel: +(86) 0755-82591330 | E-mail: webmaster@lcs-cert.com | Web: www.lcs-cert.com

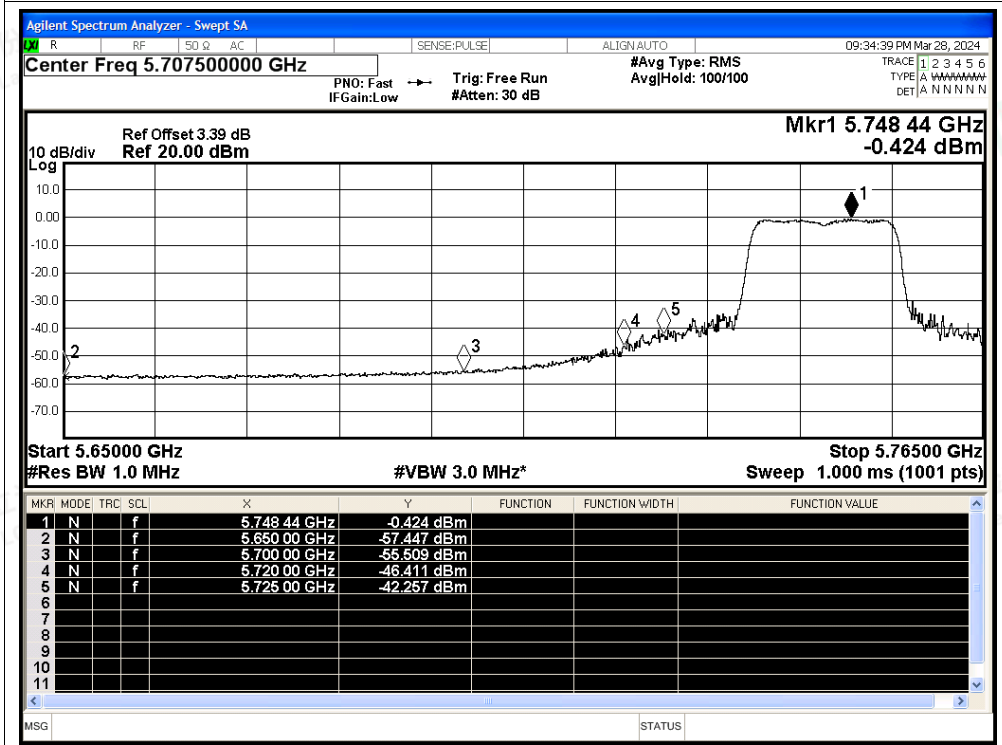
Scan code to check authenticity



Restrict Band NVNT n20 5745MHz Ant2 Peak



Restrict Band NVNT n20 5745MHz Ant2 Average



Shenzhen LCS Compliance Testing Laboratory Ltd.

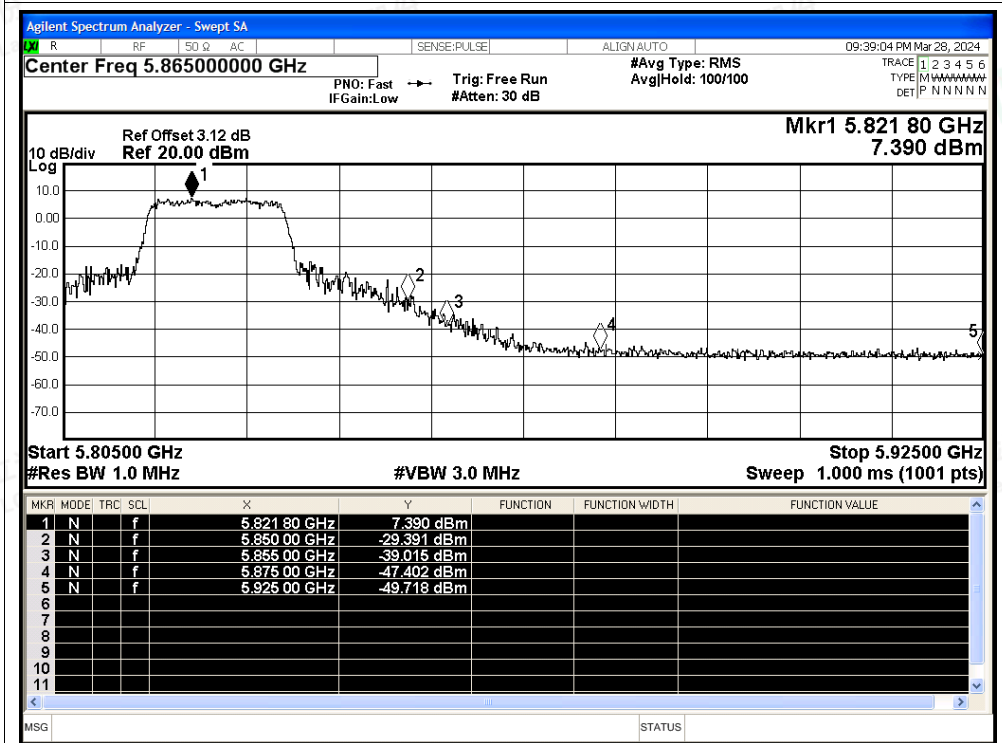
Add: 101, 201 Bldg A & 301 Bldg C, Juji Industrial Park Yabianxueziwei, Shajing Street, Baoan District, Shenzhen, 518000, China

Tel: +(86) 0755-82591330 | E-mail: webmaster@lcs-cert.com | Web: www.lcs-cert.com

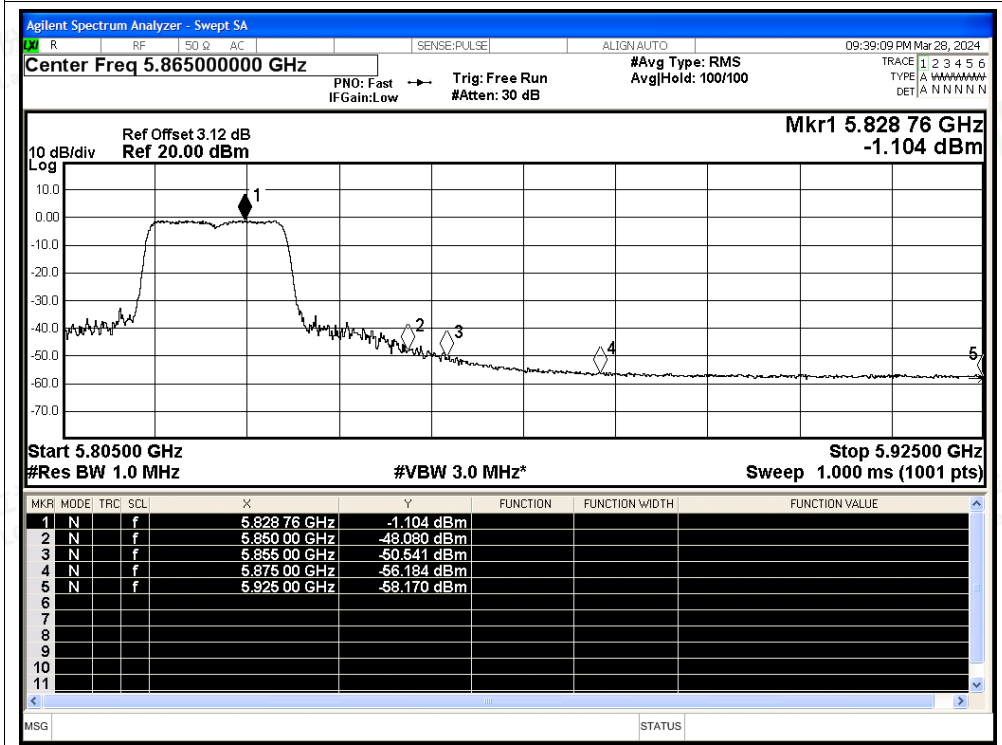
Scan code to check authenticity



Restrict Band NVNT n20 5825MHz Ant2 Peak



Restrict Band NVNT n20 5825MHz Ant2 Average



Shenzhen LCS Compliance Testing Laboratory Ltd.

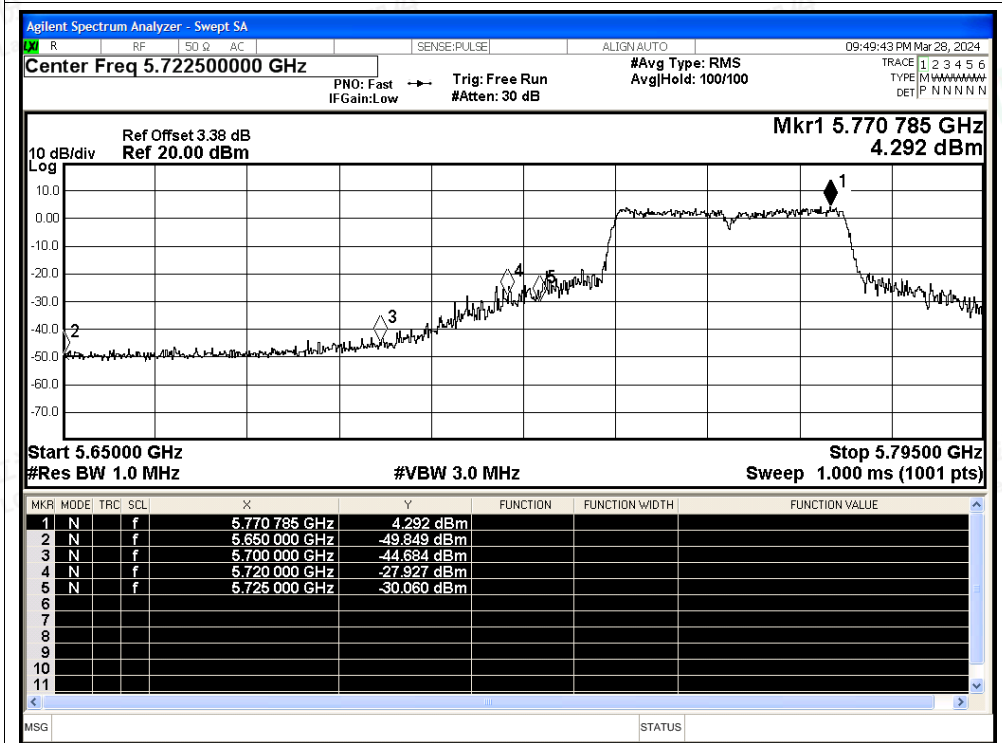
Add: 101, 201 Bldg A & 301 Bldg C, Juji Industrial Park Yabianxueziwei, Shajing Street, Baoan District, Shenzhen, 518000, China

Tel: +(86) 0755-82591330 | E-mail: webmaster@lcs-cert.com | Web: www.lcs-cert.com

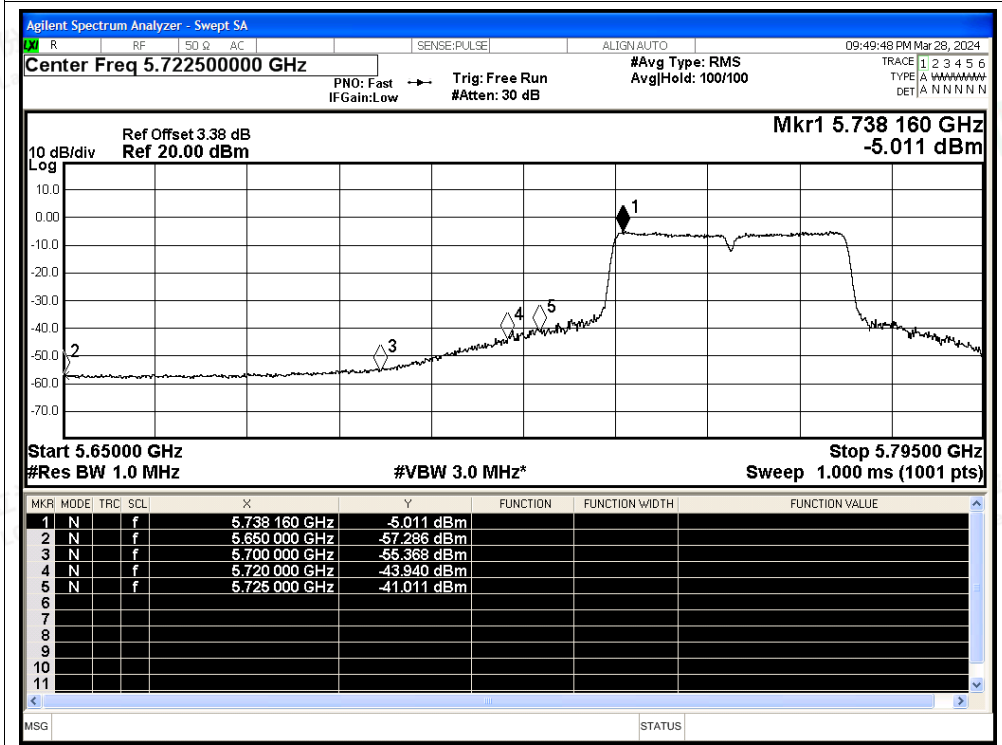
Scan code to check authenticity



Restrict Band NVNT n40 5755MHz Ant2 Peak

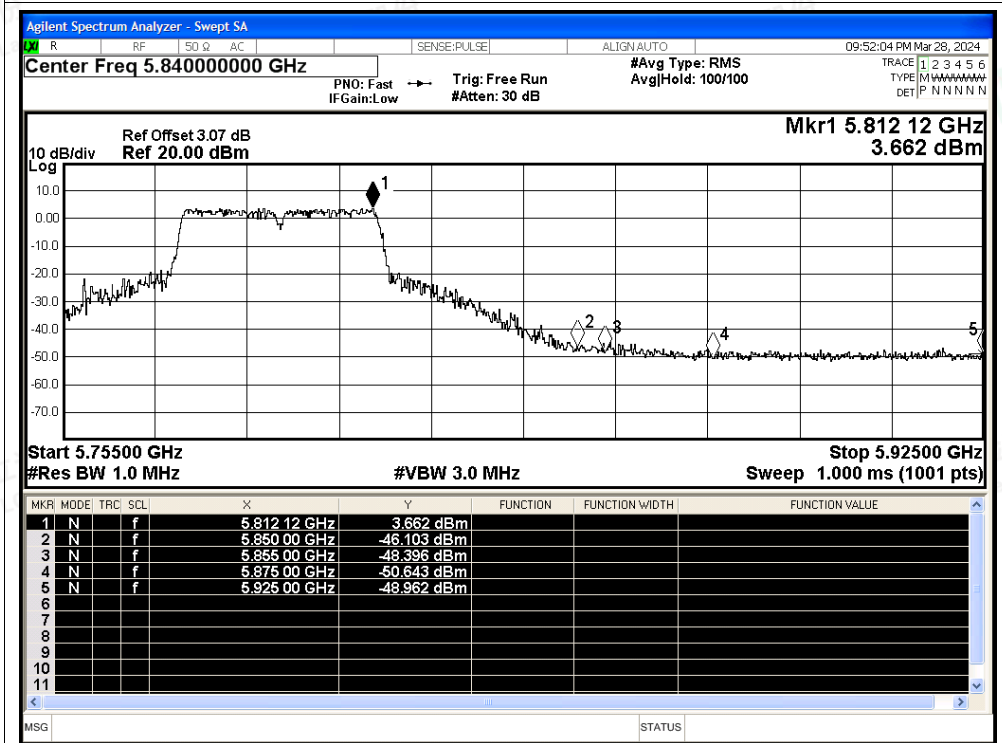


Restrict Band NVNT n40 5755MHz Ant2 Average

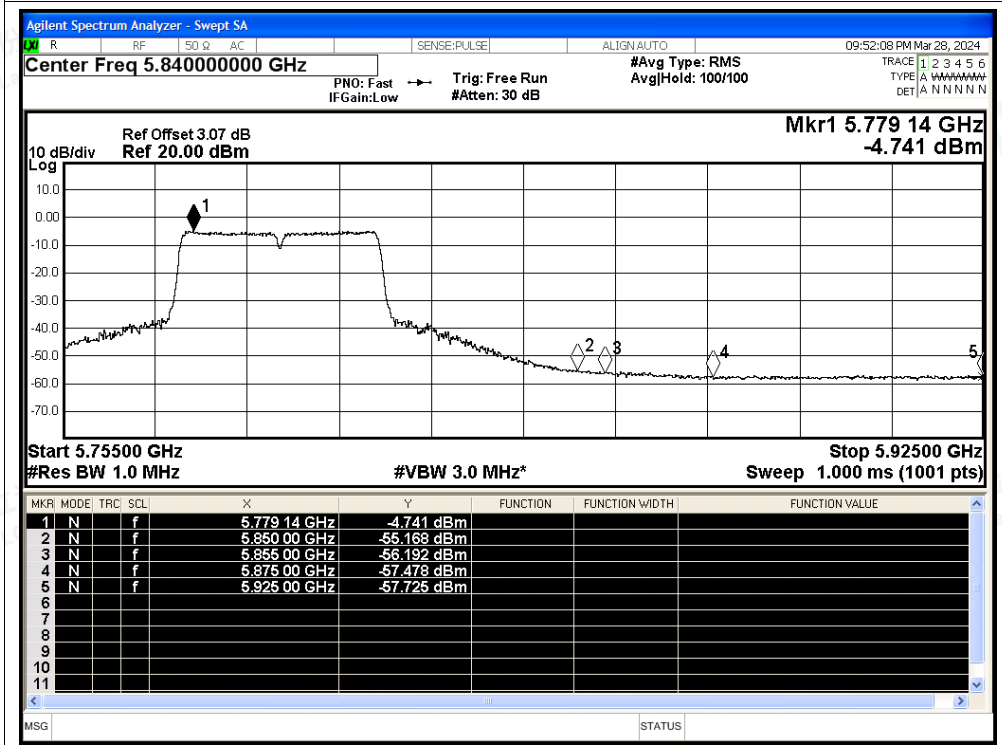




Restrict Band NVNT n40 5795MHz Ant2 Peak



Restrict Band NVNT n40 5795MHz Ant2 Average



Shenzhen LCS Compliance Testing Laboratory Ltd.

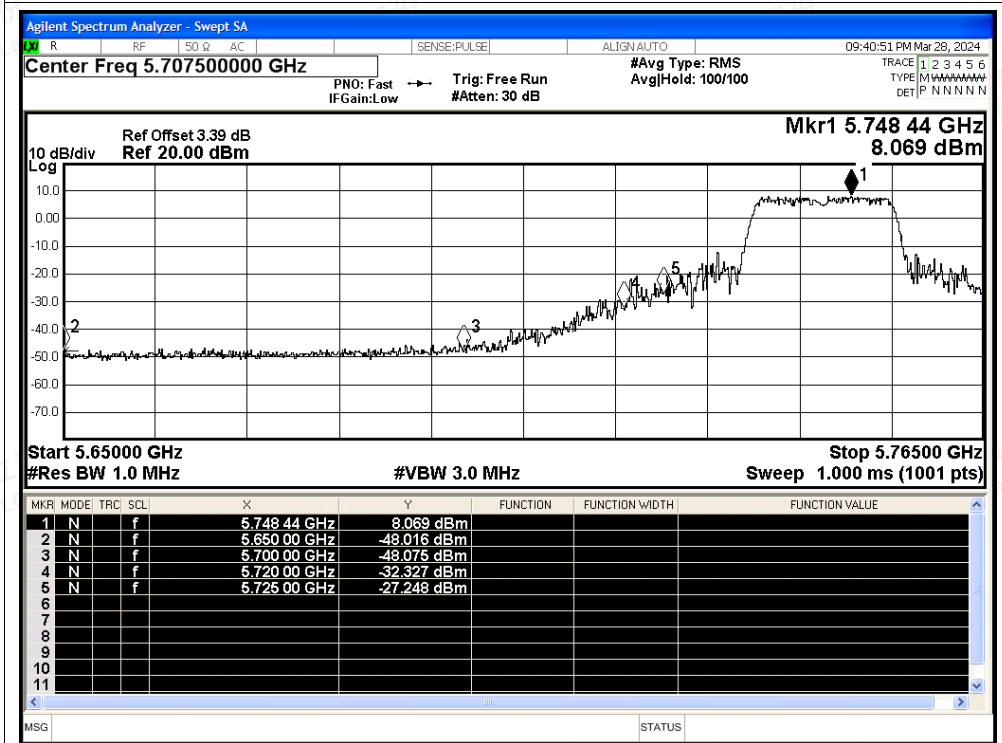
Add: 101, 201 Bldg A & 301 Bldg C, Juji Industrial Park Yabianxueziwei, Shajing Street, Baoan District, Shenzhen, 518000, China

Tel: +(86) 0755-82591330 | E-mail: webmaster@lcs-cert.com | Web: www.lcs-cert.com

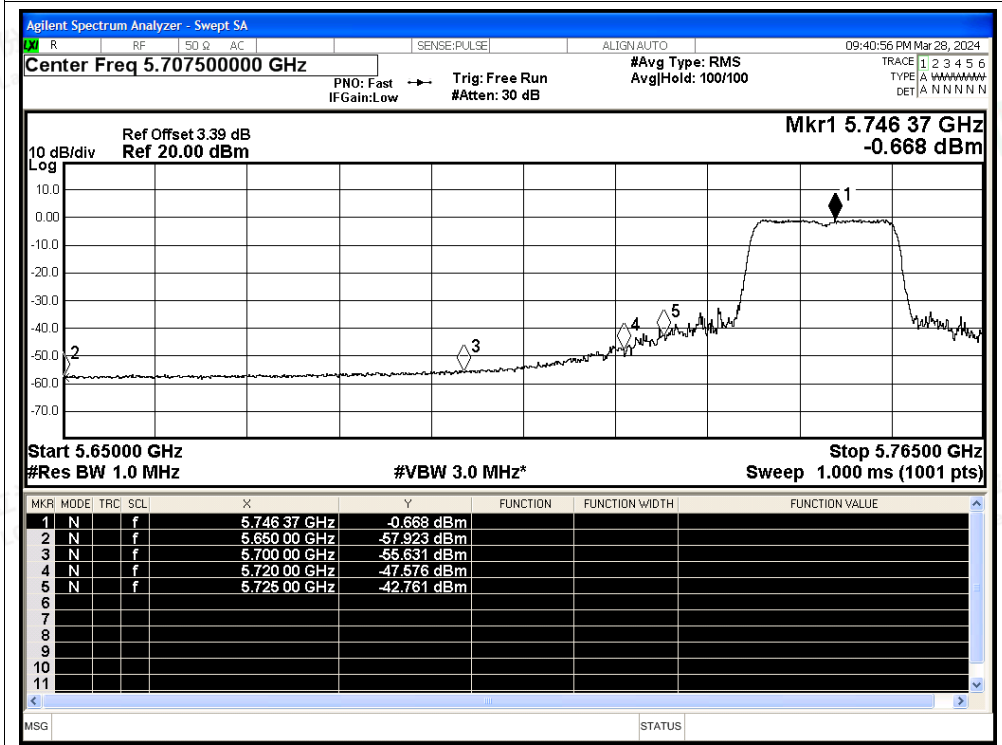
Scan code to check authenticity



Restrict Band NVNT ac20 5745MHz Ant2 Peak



Restrict Band NVNT ac20 5745MHz Ant2 Average



Shenzhen LCS Compliance Testing Laboratory Ltd.

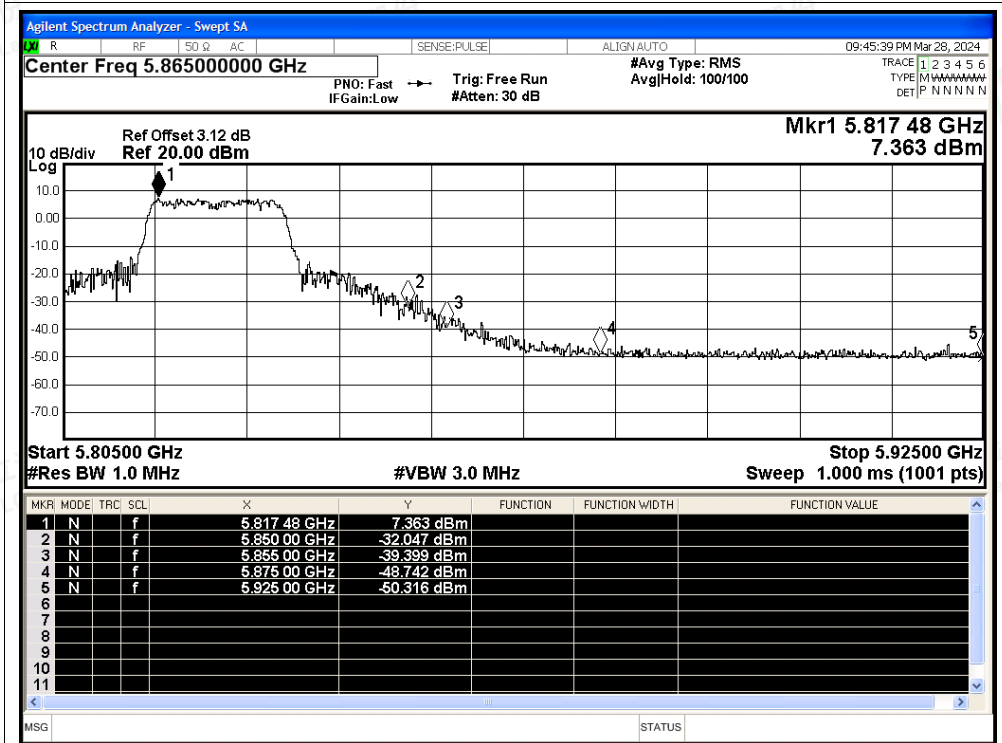
Add: 101, 201 Bldg A & 301 Bldg C, Juji Industrial Park Yabianxueziwei, Shajing Street, Baoan District, Shenzhen, 518000, China

Tel: +(86) 0755-82591330 | E-mail: webmaster@lcs-cert.com | Web: www.lcs-cert.com

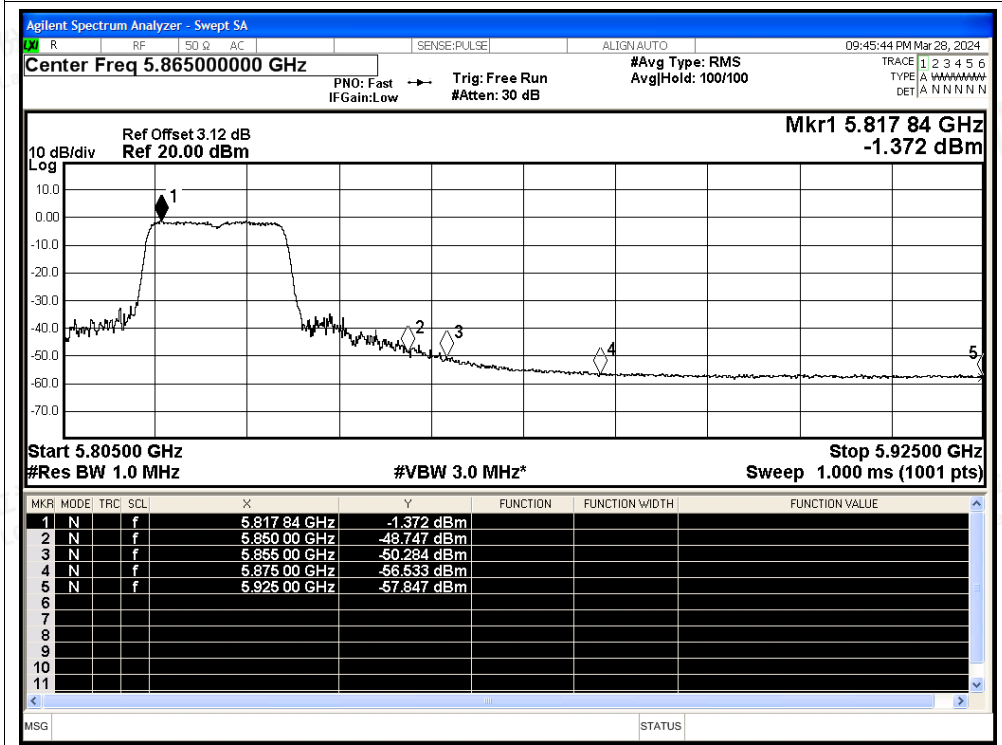
Scan code to check authenticity



Restrict Band NVNT ac20 5825MHz Ant2 Peak



Restrict Band NVNT ac20 5825MHz Ant2 Average



Shenzhen LCS Compliance Testing Laboratory Ltd.

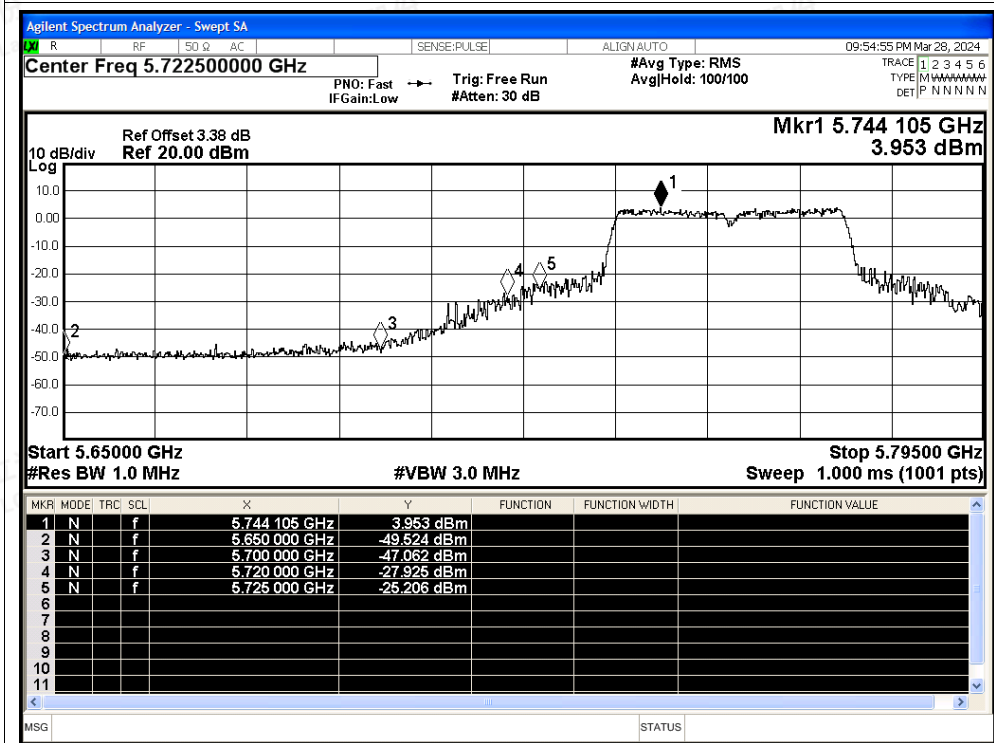
Add: 101, 201 Bldg A & 301 Bldg C, Juji Industrial Park Yabianxueziwei, Shajing Street, Baoan District, Shenzhen, 518000, China

Tel: +(86) 0755-82591330 | E-mail: webmaster@lcs-cert.com | Web: www.lcs-cert.com

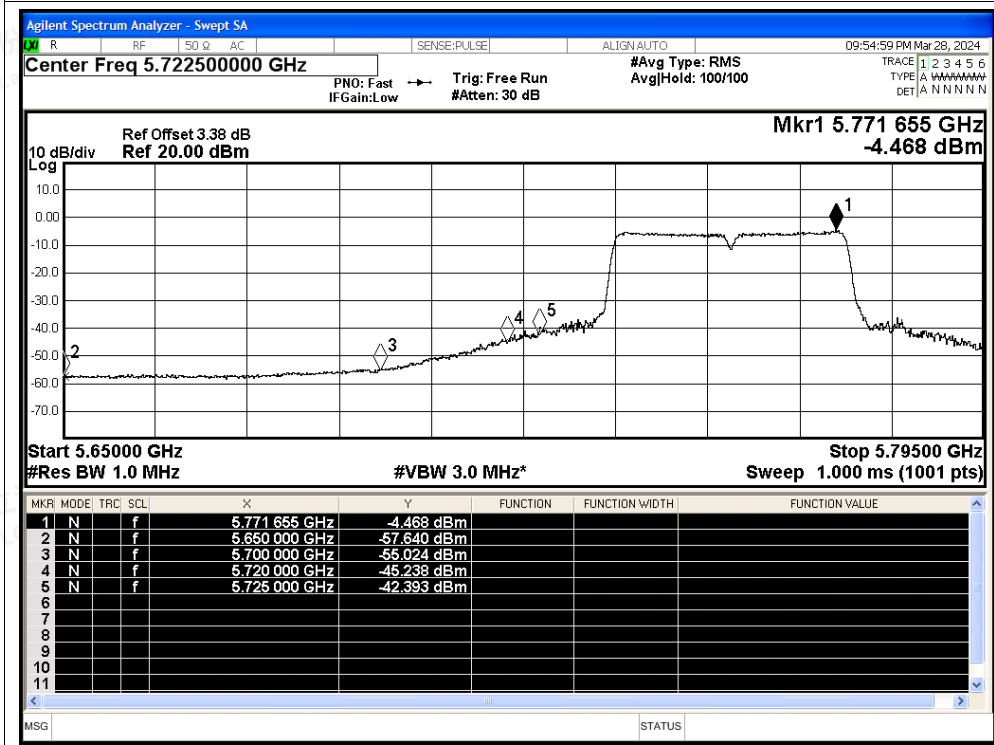
Scan code to check authenticity



Restrict Band NVNT ac40 5755MHz Ant2 Peak



Restrict Band NVNT ac40 5755MHz Ant2 Average

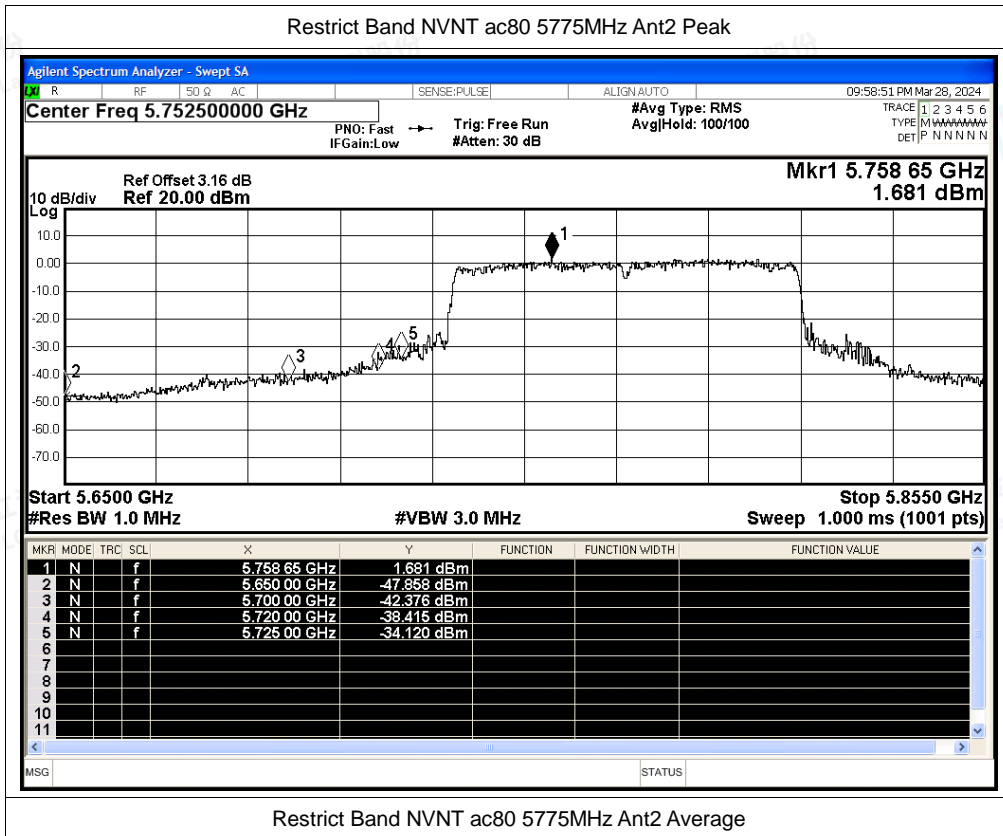
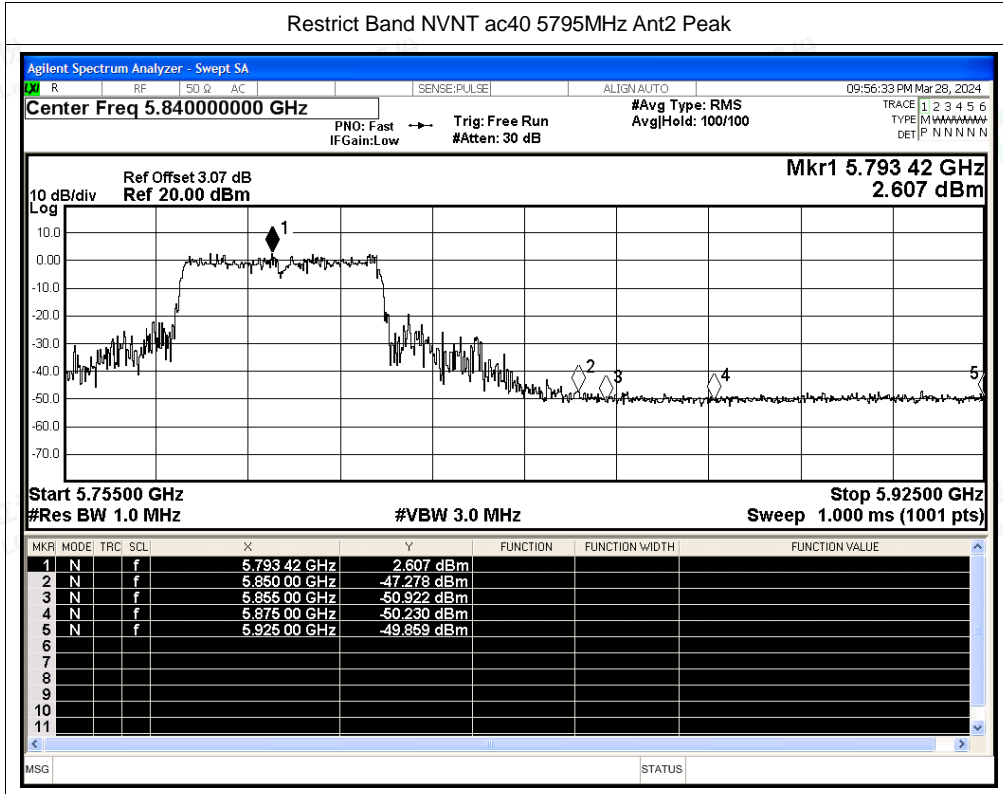


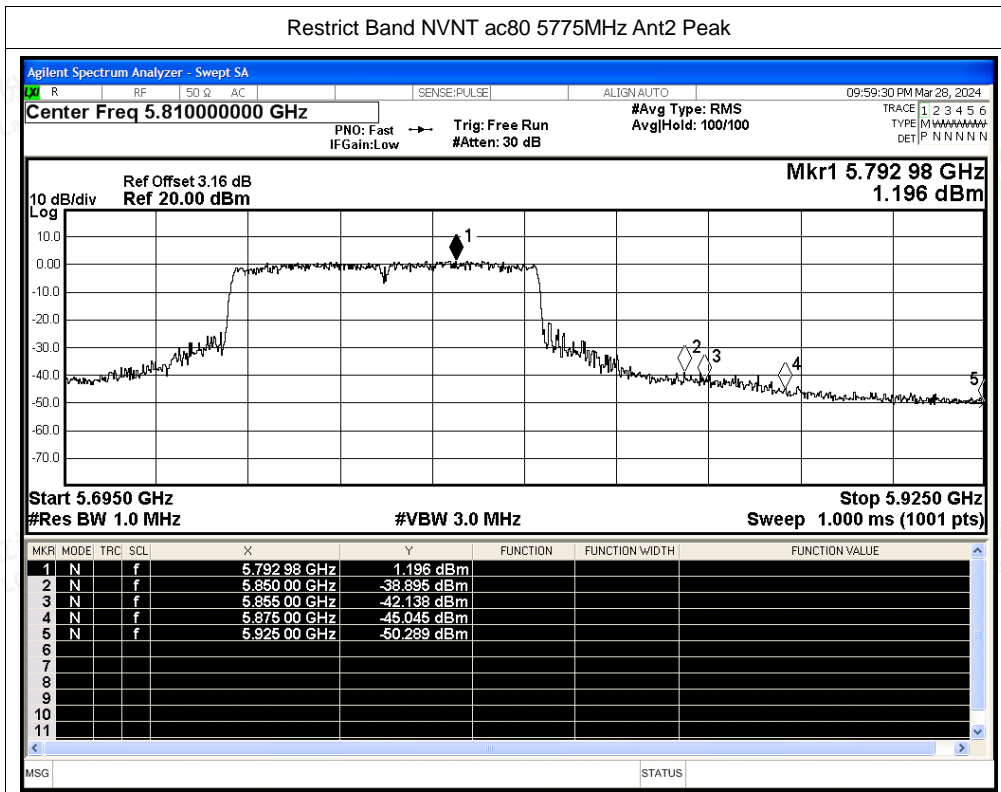
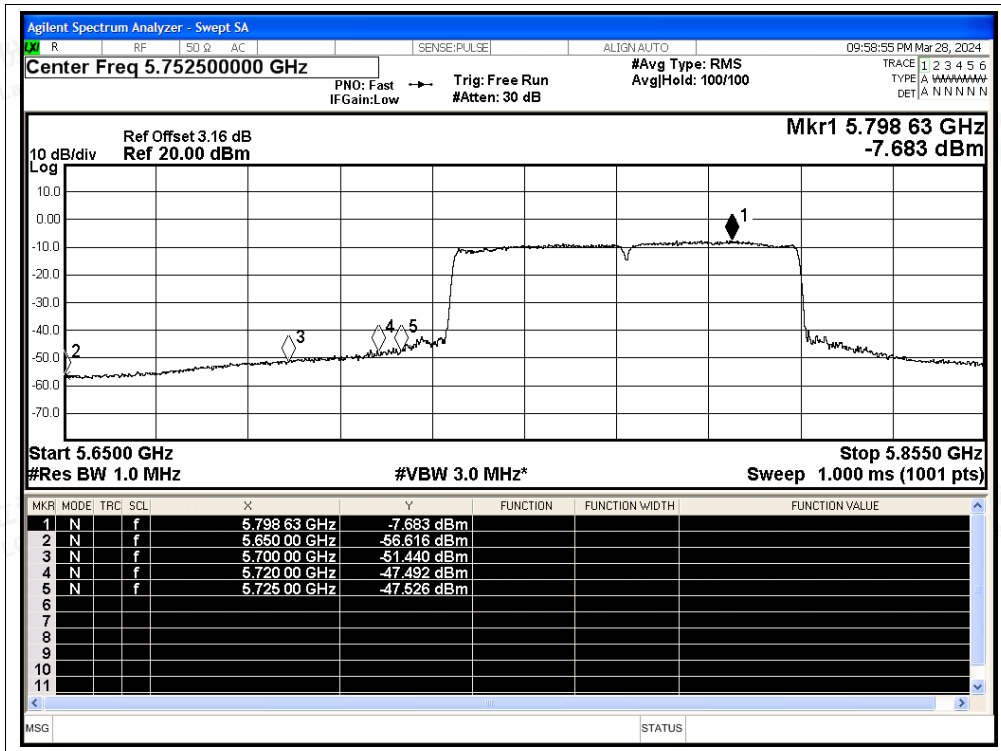
Shenzhen LCS Compliance Testing Laboratory Ltd.

Add: 101, 201 Bldg A & 301 Bldg C, Juji Industrial Park Yabianxueziwei, Shajing Street, Baoan District, Shenzhen, 518000, China

Tel: +(86) 0755-82591330 | E-mail: webmaster@lcs-cert.com | Web: www.lcs-cert.com

Scan code to check authenticity





Shenzhen LCS Compliance Testing Laboratory Ltd.

Add: 101, 201 Bldg A & 301 Bldg C, Juji Industrial Park Yabianxueziwei, Shajing Street, Baoan District, Shenzhen, 518000, China

Tel: +(86) 0755-82591330 | E-mail: webmaster@lcs-cert.com | Web: www.lcs-cert.com

Scan code to check authenticity



MIMO

Condition	Mode	Frequency (MHz)	ANT1 Power (dBm)	ANT2 Power (dBm)	Gain (dBi)	EIRP Power (dBm)	Detector	Limit (dBm)	Verdict
NVNT	n20	5745	-48.98	-49.82	6.48	-39.89	Peak	-27	Pass
NVNT	n20	5745	-57.21	-57.45	6.48	-47.84	Average	-27	Pass
NVNT	n20	5745	-46.04	-44.78	6.48	-35.87	Peak	10	Pass
NVNT	n20	5745	-54.96	-55.51	6.48	-45.74	Average	10	Pass
NVNT	n20	5745	-30.45	-34.36	6.48	-22.49	Peak	15.6	Pass
NVNT	n20	5745	-46.65	-46.41	6.48	-37.04	Average	15.6	Pass
NVNT	n20	5745	-26.93	-24.94	6.48	-16.33	Peak	27	Pass
NVNT	n20	5745	-41.81	-42.26	6.48	-32.54	Average	27	Pass
NVNT	n20	5825	-29.85	-29.39	6.48	-20.12	Peak	27	Pass
NVNT	n20	5825	-49.13	-48.08	6.48	-39.08	Average	27	Pass
NVNT	n20	5825	-36.39	-39.02	6.48	-28.02	Peak	15.6	Pass
NVNT	n20	5825	-51.39	-50.54	6.48	-41.45	Average	15.6	Pass
NVNT	n20	5825	-47.29	-47.4	6.48	-37.85	Peak	10	Pass
NVNT	n20	5825	-56.93	-56.18	6.48	-47.05	Average	10	Pass
NVNT	n20	5825	-48.78	-49.72	6.48	-39.73	Peak	-27	Pass
NVNT	n20	5825	-57.78	-58.17	6.48	-48.48	Average	-27	Pass
NVNT	n40	5755	-49.25	-49.85	6.48	-40.05	Peak	-27	Pass
NVNT	n40	5755	-57.19	-57.29	6.48	-47.75	Average	-27	Pass
NVNT	n40	5755	-45.38	-44.68	6.48	-35.53	Peak	10	Pass
NVNT	n40	5755	-54.5	-55.37	6.48	-45.42	Average	10	Pass
NVNT	n40	5755	-27.64	-27.93	6.48	-18.29	Peak	15.6	Pass
NVNT	n40	5755	-43.69	-43.94	6.48	-34.32	Average	15.6	Pass
NVNT	n40	5755	-27.03	-30.06	6.48	-18.80	Peak	27	Pass
NVNT	n40	5755	-40.15	-41.01	6.48	-31.07	Average	27	Pass
NVNT	n40	5795	-47.79	-46.1	6.48	-37.37	Peak	27	Pass
NVNT	n40	5795	-55.35	-55.17	6.48	-45.77	Average	27	Pass
NVNT	n40	5795	-46.98	-48.4	6.48	-38.14	Peak	15.6	Pass
NVNT	n40	5795	-56.29	-56.19	6.48	-46.75	Average	15.6	Pass
NVNT	n40	5795	-47.73	-50.64	6.48	-39.46	Peak	10	Pass
NVNT	n40	5795	-57.51	-57.48	6.48	-48.00	Average	10	Pass
NVNT	n40	5795	-49.73	-48.96	6.48	-39.84	Peak	-27	Pass
NVNT	n40	5795	-57.77	-57.73	6.48	-48.26	Average	-27	Pass
NVNT	ac20	5745	-49.33	-48.02	6.48	-39.14	Peak	-27	Pass
NVNT	ac20	5745	-57.98	-57.92	6.48	-48.46	Average	-27	Pass
NVNT	ac20	5745	-49.08	-48.08	6.48	-39.06	Peak	10	Pass
NVNT	ac20	5745	-57.57	-55.63	6.48	-47.00	Average	10	Pass
NVNT	ac20	5745	-49.21	-32.33	6.48	-25.76	Peak	15.6	Pass
NVNT	ac20	5745	-56.88	-47.58	6.48	-40.62	Average	15.6	Pass
NVNT	ac20	5745	-49.28	-27.25	6.48	-20.74	Peak	27	Pass



Shenzhen LCS Compliance Testing Laboratory Ltd.

Add: 101, 201 Bldg A & 301 Bldg C, Juji Industrial Park Yabianxueziwei, Shajing Street, Baoan District, Shenzhen, 518000, China

Tel: +(86) 0755-82591330 | E-mail: webmaster@lcs-cert.com | Web: www.lcs-cert.com

Scan code to check authenticity



NVNT	ac20	5745	-57.43	-42.76	6.48	-36.13	Average	27	Pass
NVNT	ac20	5825	-33.03	-32.05	6.48	-23.02	Peak	27	Pass
NVNT	ac20	5825	-47.62	-48.75	6.48	-38.66	Average	27	Pass
NVNT	ac20	5825	-38.83	-39.4	6.48	-29.62	Peak	15.6	Pass
NVNT	ac20	5825	-51.93	-50.28	6.48	-41.54	Average	15.6	Pass
NVNT	ac20	5825	-48.83	-48.74	6.48	-39.29	Peak	10	Pass
NVNT	ac20	5825	-57.07	-56.53	6.48	-47.30	Average	10	Pass
NVNT	ac20	5825	-49.68	-50.32	6.48	-40.50	Peak	-27	Pass
NVNT	ac20	5825	-57.85	-57.85	6.48	-48.36	Average	-27	Pass
NVNT	ac40	5755	-49.74	-49.52	6.48	-40.14	Peak	-27	Pass
NVNT	ac40	5755	-57.57	-57.64	6.48	-48.11	Average	-27	Pass
NVNT	ac40	5755	-46.02	-47.06	6.48	-37.02	Peak	10	Pass
NVNT	ac40	5755	-54.17	-55.02	6.48	-45.08	Average	10	Pass
NVNT	ac40	5755	-28.53	-27.93	6.48	-18.73	Peak	15.6	Pass
NVNT	ac40	5755	-44.61	-45.24	6.48	-35.42	Average	15.6	Pass
NVNT	ac40	5755	-30.81	-25.21	6.48	-17.67	Peak	27	Pass
NVNT	ac40	5755	-43.27	-42.39	6.48	-33.32	Average	27	Pass
NVNT	ac40	5795	-46.3	-47.28	6.48	-37.27	Peak	27	Pass
NVNT	ac40	5795	-54.46	-59.04	6.48	-46.68	Average	27	Pass
NVNT	ac40	5795	-45.7	-50.92	6.48	-38.08	Peak	15.6	Pass
NVNT	ac40	5795	-55.07	-58.26	6.48	-46.89	Average	15.6	Pass
NVNT	ac40	5795	-48.76	-50.23	6.48	-39.94	Peak	10	Pass
NVNT	ac40	5795	-56.74	-58.1	6.48	-47.88	Average	10	Pass
NVNT	ac40	5795	-49.33	-49.86	6.48	-40.10	Peak	-27	Pass
NVNT	ac40	5795	-57.78	-57.75	6.48	-48.27	Average	-27	Pass
NVNT	ac80	5775	-46.25	-47.86	6.48	-37.49	Peak	-27	Pass
NVNT	ac80	5775	-56.01	-56.62	6.48	-46.81	Average	-27	Pass
NVNT	ac80	5775	-37.69	-42.38	6.48	-29.94	Peak	10	Pass
NVNT	ac80	5775	-48.05	-51.44	6.48	-39.93	Average	10	Pass
NVNT	ac80	5775	-34.88	-38.42	6.48	-26.81	Peak	15.6	Pass
NVNT	ac80	5775	-45.44	-47.49	6.48	-36.85	Average	15.6	Pass
NVNT	ac80	5775	-32.37	-34.12	6.48	-23.67	Peak	27	Pass
NVNT	ac80	5775	-41.64	-47.53	6.48	-34.16	Average	27	Pass
NVNT	ac80	5775	-37.67	-38.9	6.48	-28.75	Peak	27	Pass
NVNT	ac80	5775	-47.92	-59.35	6.48	-41.14	Average	27	Pass
NVNT	ac80	5775	-38.02	-42.14	6.48	-30.12	Peak	15.6	Pass
NVNT	ac80	5775	-48.86	-58.59	6.48	-41.94	Average	15.6	Pass
NVNT	ac80	5775	-41.82	-45.05	6.48	-33.65	Peak	10	Pass
NVNT	ac80	5775	-53.29	-58.31	6.48	-45.62	Average	10	Pass
NVNT	ac80	5775	-47.75	-50.29	6.48	-39.35	Peak	-27	Pass
NVNT	ac80	5775	-57.21	-57.66	6.48	-47.94	Average	-27	Pass





E.5 Frequency Stability

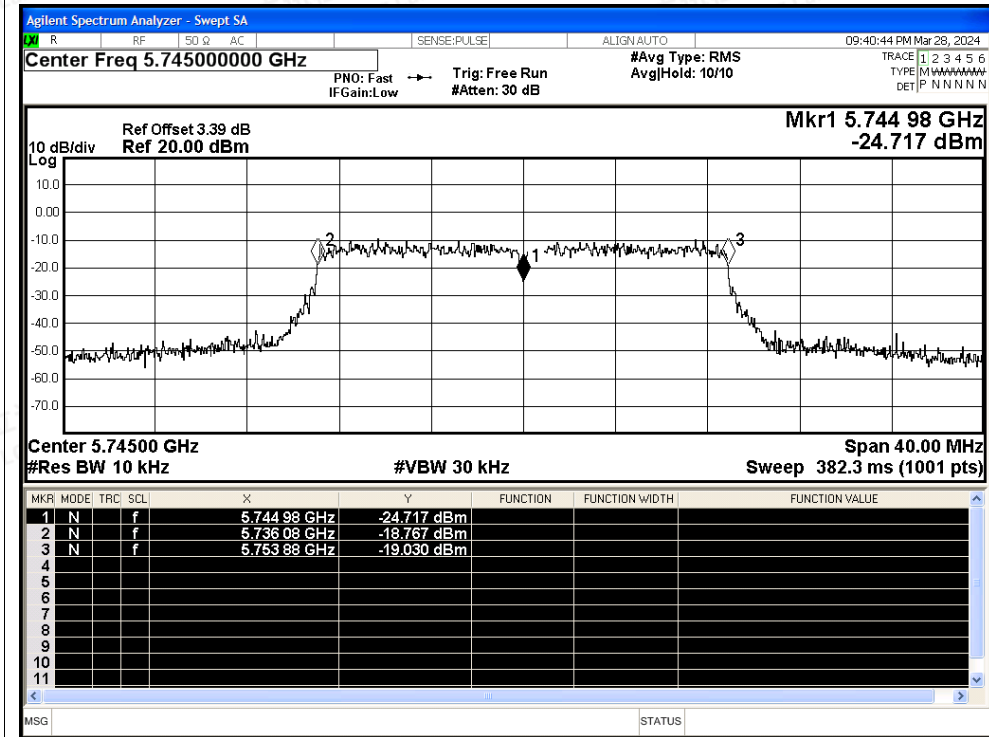
Condition	Mode	Frequency (MHz)	Antenna	Measured Frequency (MHz)	Frequency Error (Hz)	Deviation (ppm)	Limit (ppm)	Verdict
NVNT	ac20	5745	Ant1	5744.98	-20000	-3.48	25	Pass
NVNT	ac20	5785	Ant1	5784.98	-20000	-3.46	25	Pass
NVNT	ac20	5825	Ant1	5824.98	-20000	-3.43	25	Pass
NVNT	ac40	5755	Ant1	5754.96	-40000	-6.95	25	Pass
NVNT	ac40	5795	Ant1	5794.96	-40000	-6.9	25	Pass
NVNT	ac80	5775	Ant1	5774.92	-80000	-13.85	25	Pass



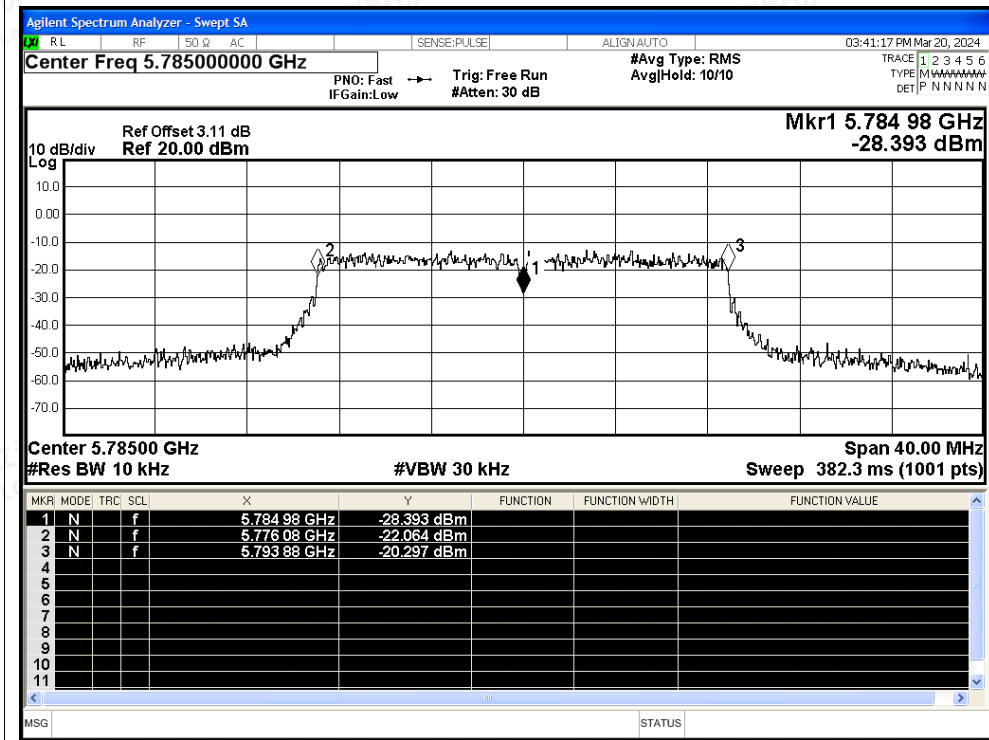


Test Graphs

Freq. Stability NVNT ac20 5745MHz Ant1



Freq. Stability NVNT ac20 5785MHz Ant1

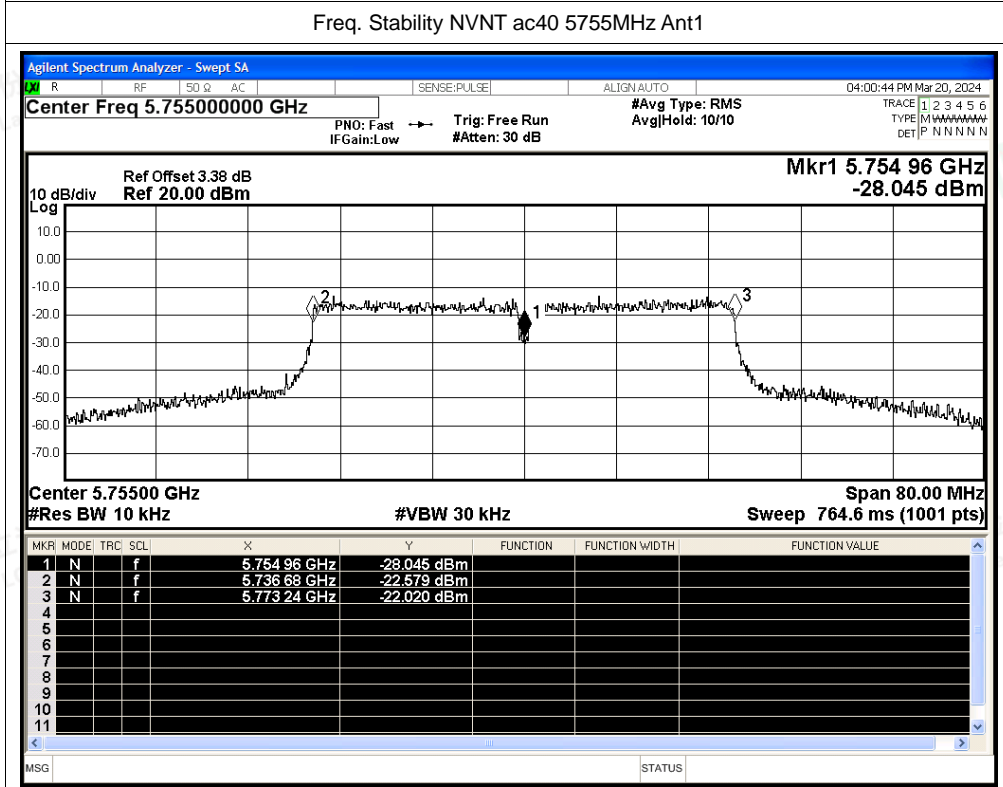
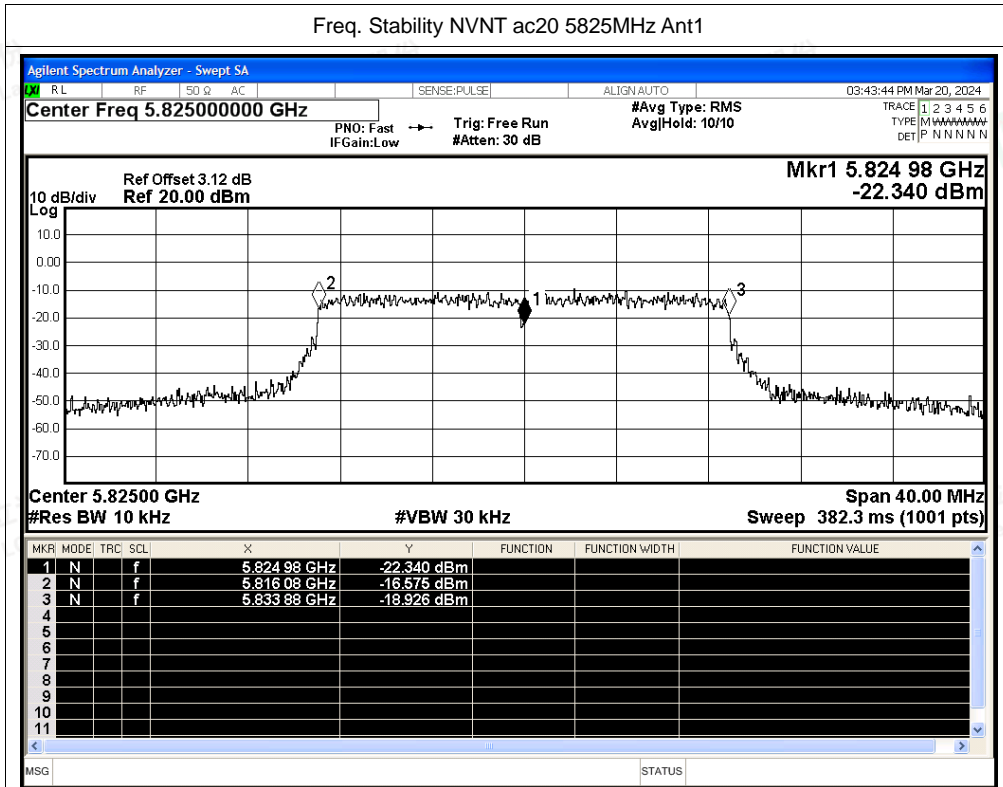


Shenzhen LCS Compliance Testing Laboratory Ltd.

Add: 101, 201 Bldg A & 301 Bldg C, Juji Industrial Park Yabianxueziwei, Shajing Street, Baoan District, Shenzhen, 518000, China

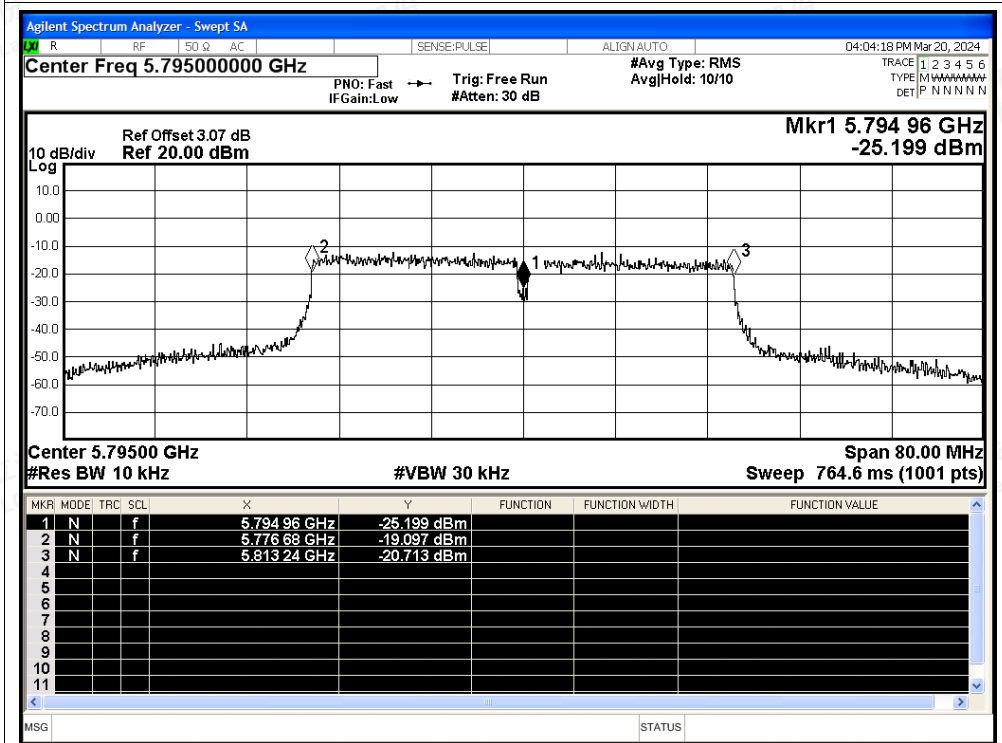
Tel: +(86) 0755-82591330 | E-mail: webmaster@lcs-cert.com | Web: www.lcs-cert.com

Scan code to check authenticity

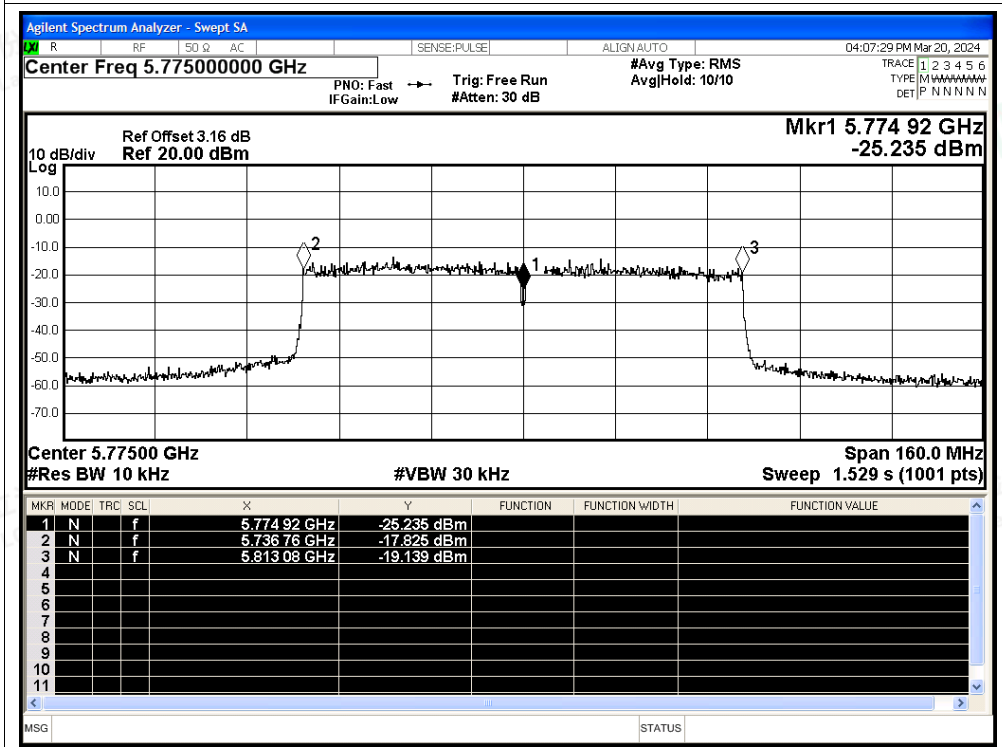




Freq. Stability NVNT ac40 5795MHz Ant1



Freq. Stability NVNT ac80 5775MHz Ant1



Shenzhen LCS Compliance Testing Laboratory Ltd.

Add: 101, 201 Bldg A & 301 Bldg C, Juji Industrial Park Yabianxueziwei, Shajing Street, Baoan District, Shenzhen, 518000, China

Tel: +(86) 0755-82591330 | E-mail: webmaster@lcs-cert.com | Web: www.lcs-cert.com

Scan code to check authenticity



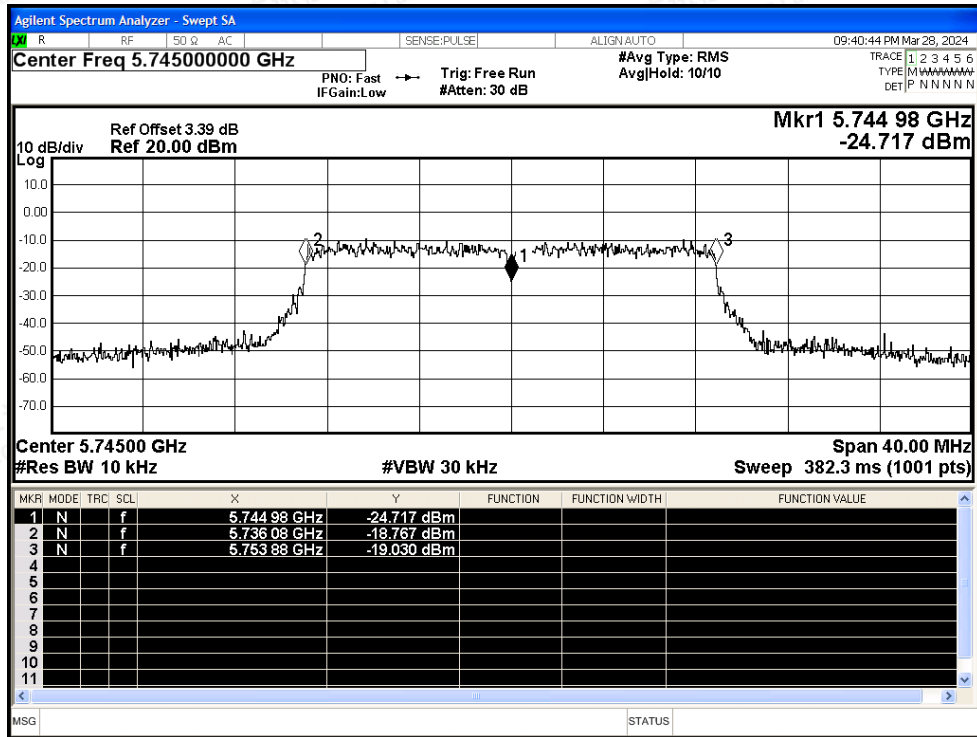
Condition	Mode	Frequency (MHz)	Antenna	Measured Frequency (MHz)	Frequency Error (Hz)	Deviation (ppm)	Limit (ppm)	Verdict
NVNT	ac20	5745	Ant2	5744.98	-20000	-3.48	25	Pass
NVNT	ac20	5785	Ant2	5784.98	-20000	-3.46	25	Pass
NVNT	ac20	5825	Ant2	5824.96	-40000	-6.87	25	Pass
NVNT	ac40	5755	Ant2	5754.96	-40000	-6.95	25	Pass
NVNT	ac40	5795	Ant2	5794.96	-40000	-6.9	25	Pass
NVNT	ac80	5775	Ant2	5775	0	0	25	Pass



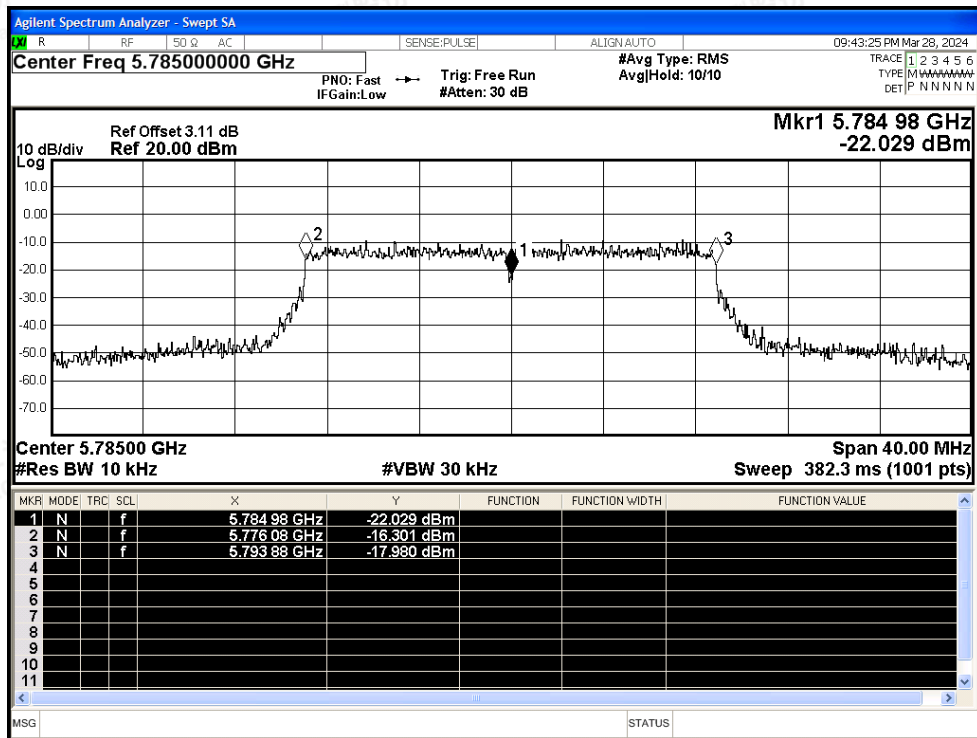


Test Graphs

Freq. Stability NVNT ac20 5745MHz Ant2

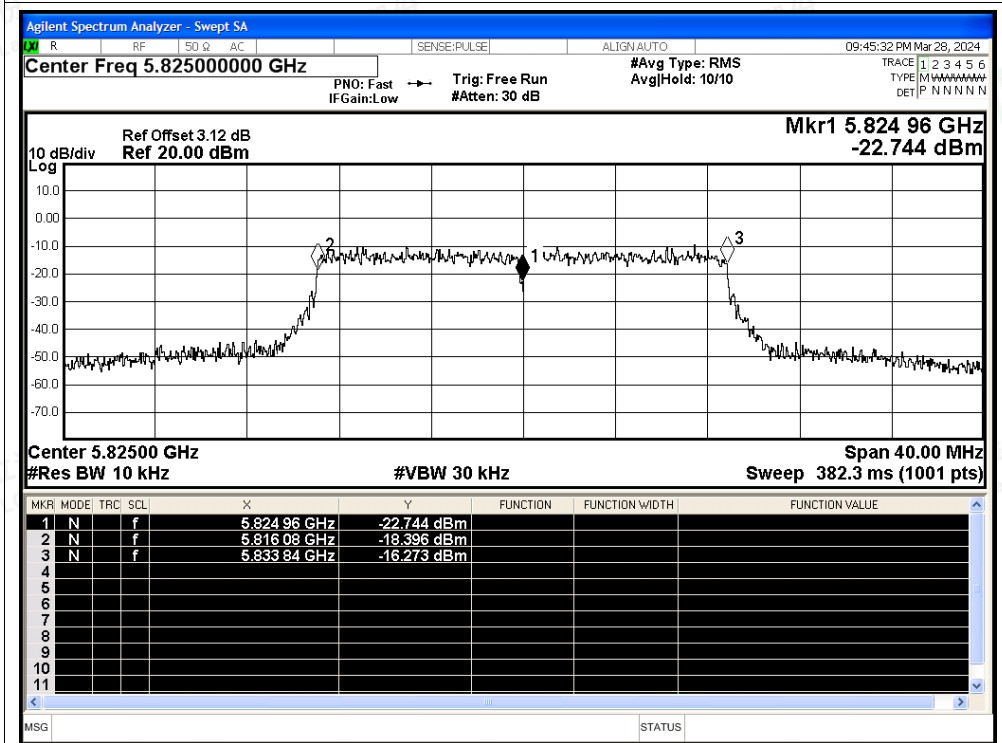


Freq. Stability NVNT ac20 5785MHz Ant2

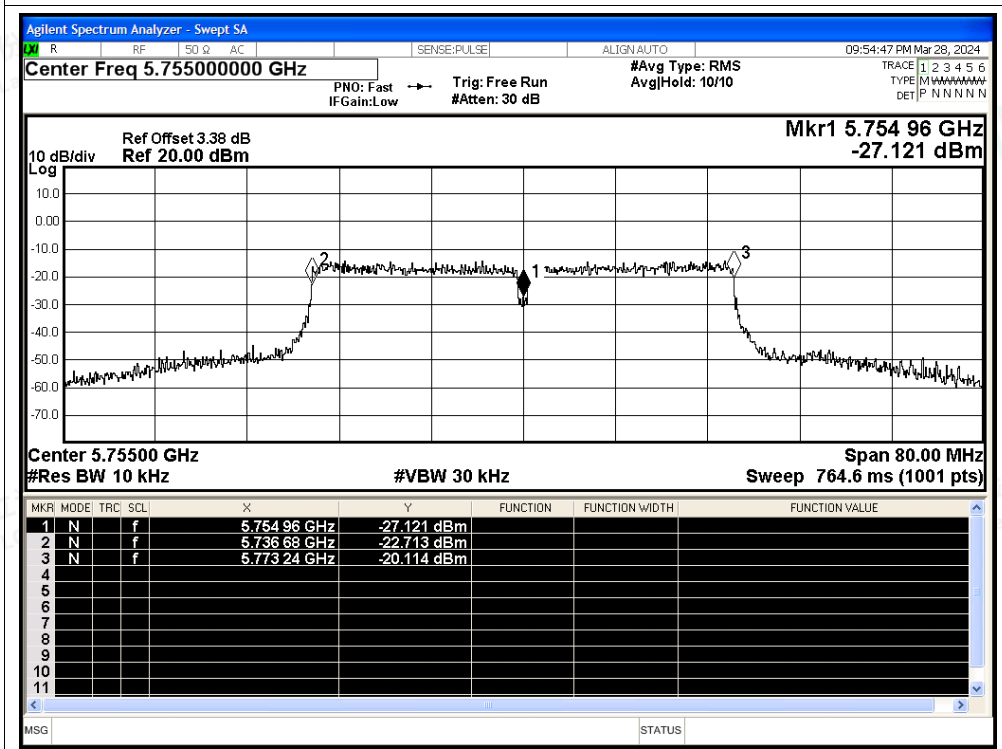




Freq. Stability NVNT ac20 5825MHz Ant2

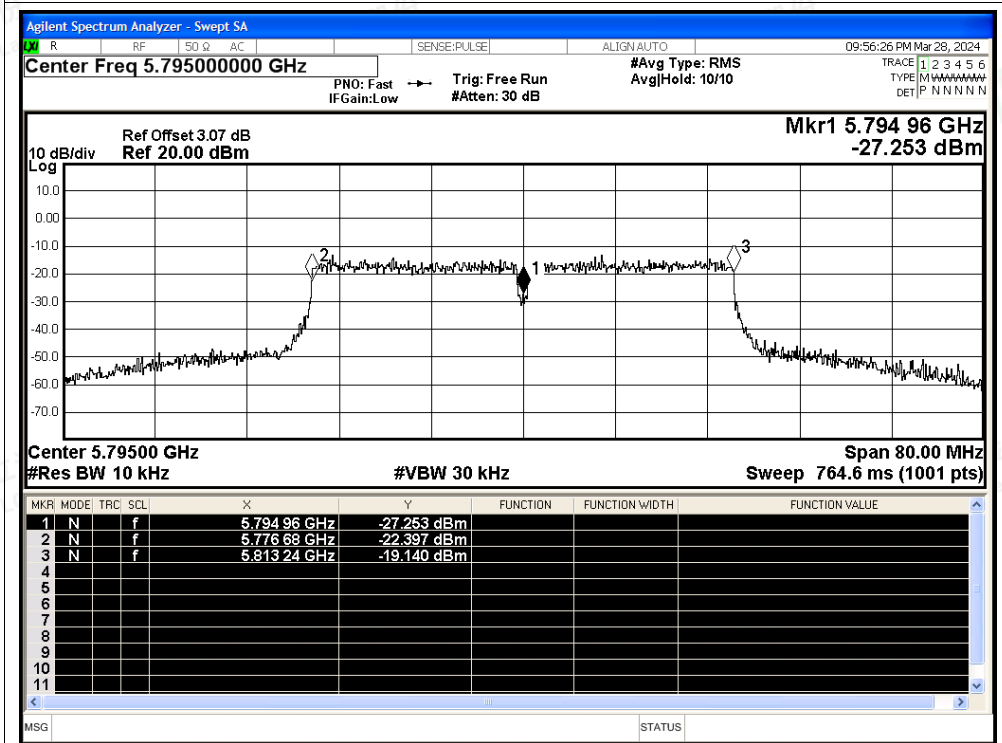


Freq. Stability NVNT ac40 5755MHz Ant2

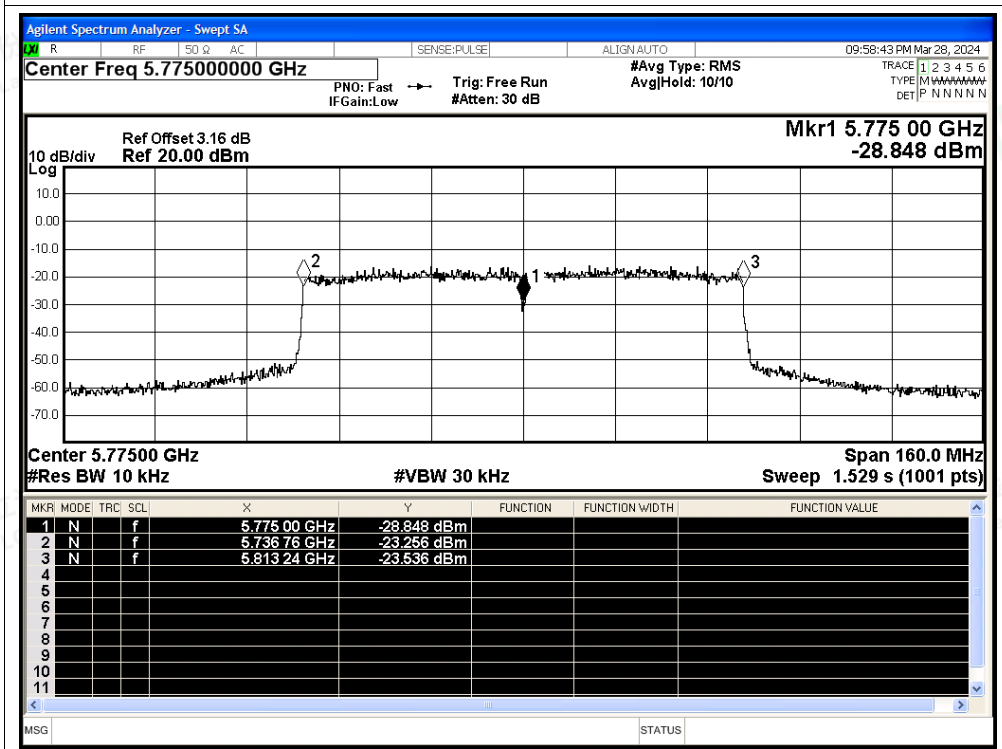




Freq. Stability NVNT ac40 5795MHz Ant2



Freq. Stability NVNT ac80 5775MHz Ant2





E.6 Duty Cycle

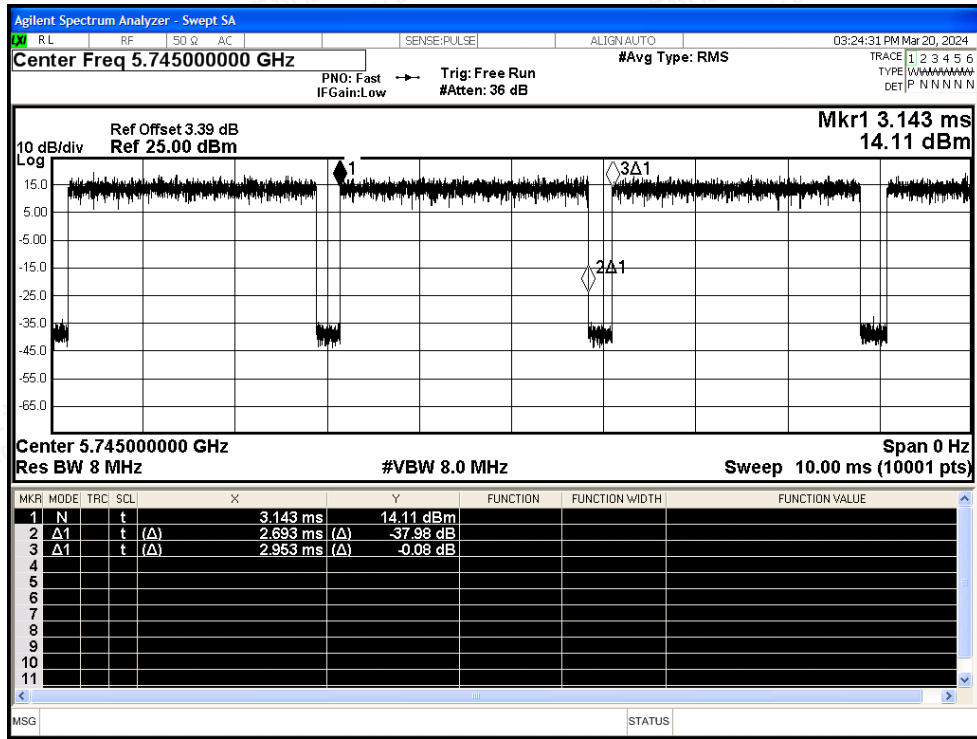
Condition	Mode	Frequency (MHz)	Antenna	Duty Cycle (%)	Correction Factor (dB)	1/T (kHz)
NVNT	a	5745	Ant1	91.2	0.4	0.37
NVNT	a	5785	Ant1	91.16	0.4	0.37
NVNT	a	5825	Ant1	91.16	0.4	0.37
NVNT	n20	5745	Ant1	88.72	0.52	0.44
NVNT	n20	5785	Ant1	89.04	0.5	0.44
NVNT	n20	5825	Ant1	89.32	0.49	0.44
NVNT	n40	5755	Ant1	80.89	0.92	0.9
NVNT	n40	5795	Ant1	80.97	0.92	0.9
NVNT	ac20	5745	Ant1	87.18	0.6	0.44
NVNT	ac20	5785	Ant1	88.41	0.53	0.44
NVNT	ac20	5825	Ant1	89.67	0.47	0.44
NVNT	ac40	5755	Ant1	79.5	1	0.9
NVNT	ac40	5795	Ant1	81.06	0.91	0.9
NVNT	ac80	5775	Ant1	67.38	1.71	1.86



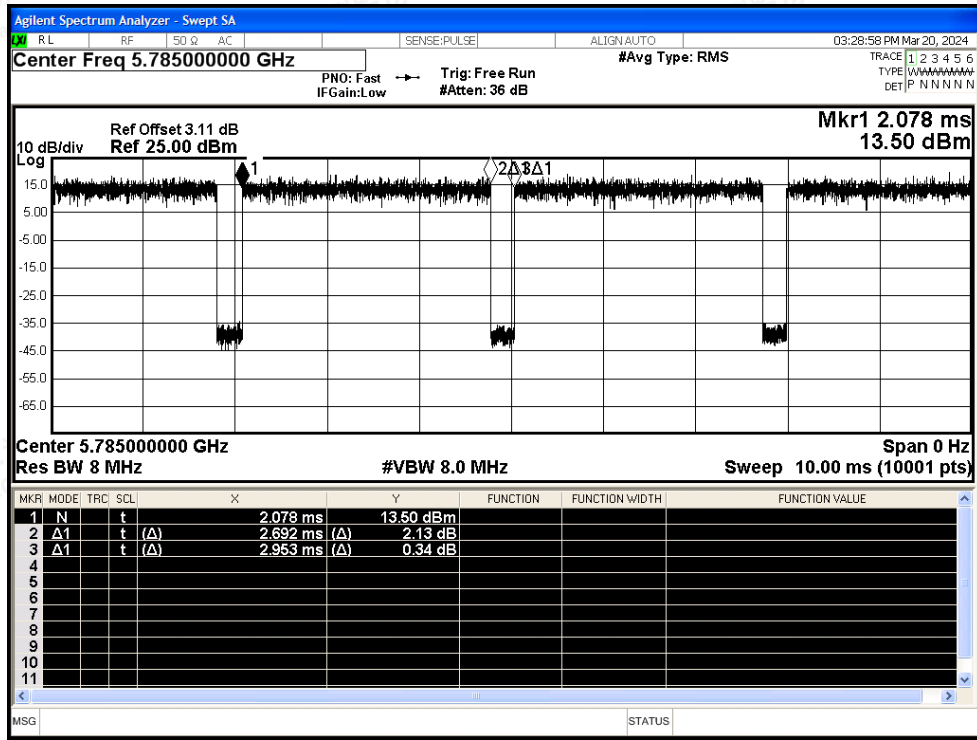


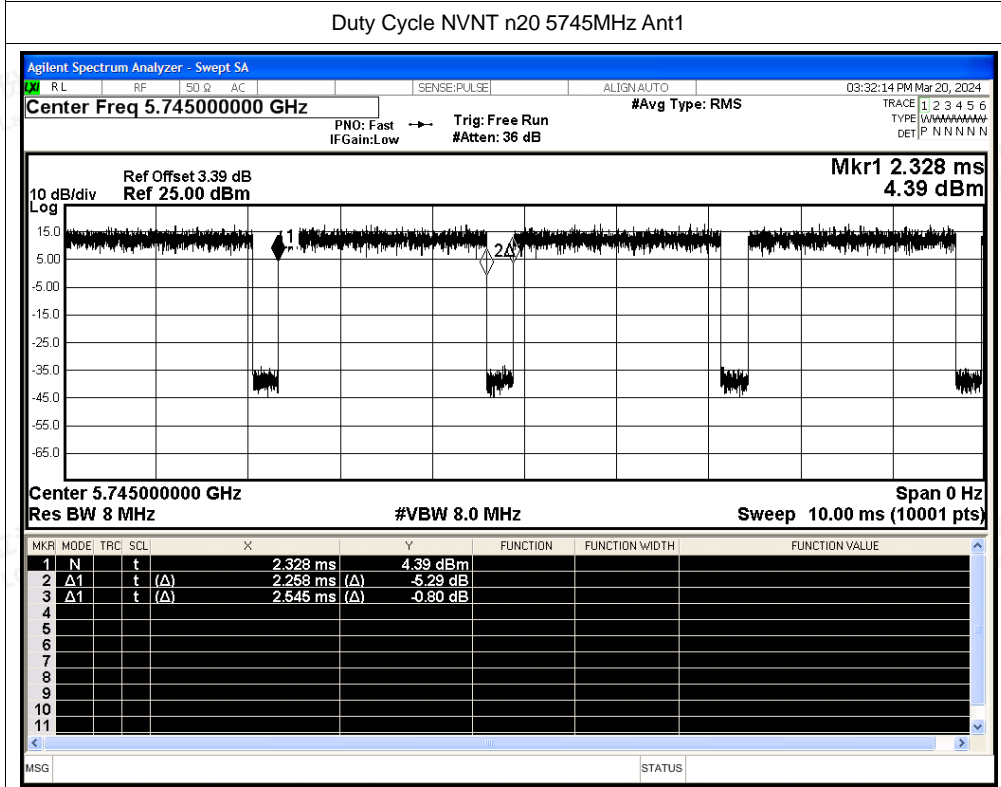
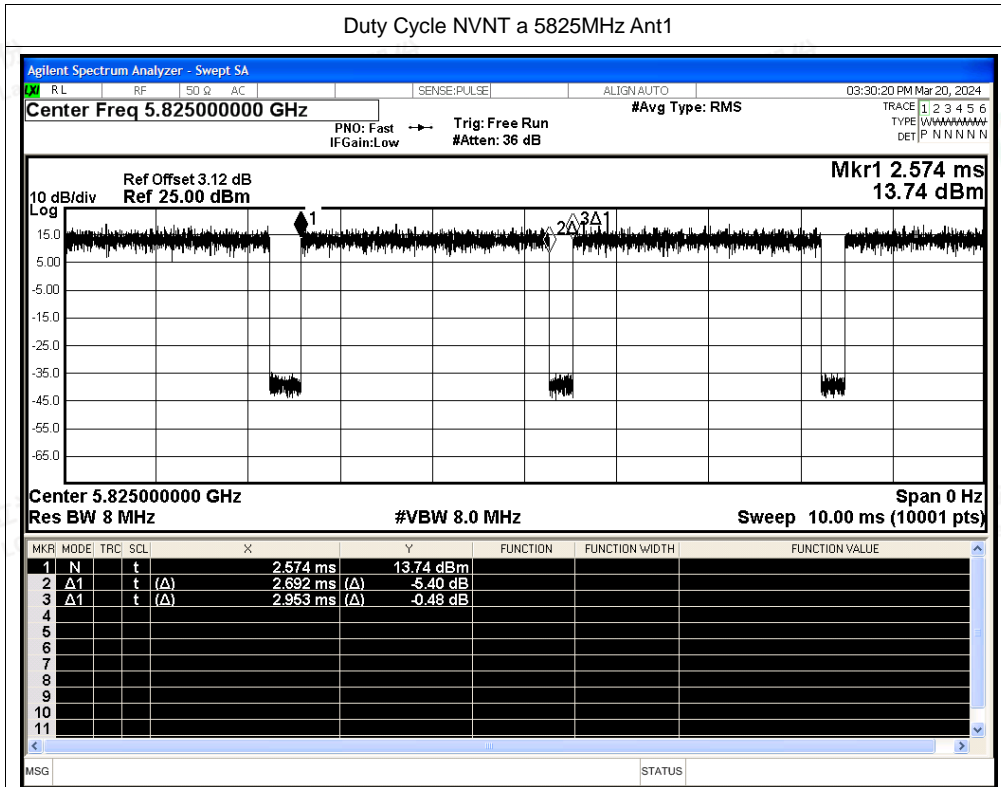
Test Graphs

Duty Cycle NVNT a 5745MHz Ant1



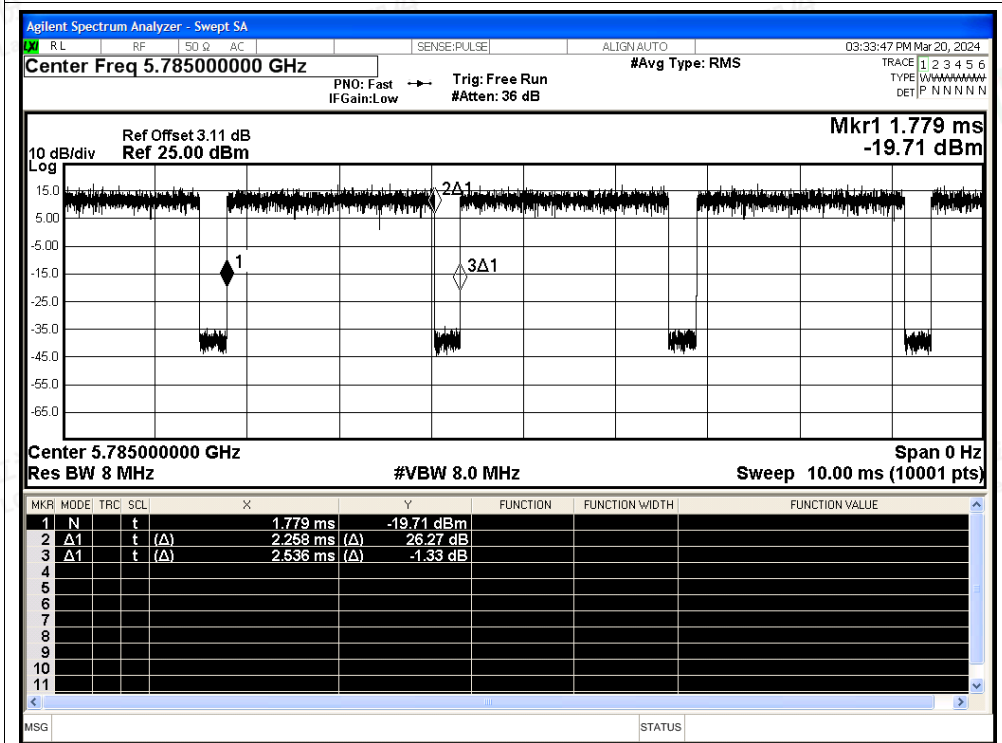
Duty Cycle NVNT a 5785MHz Ant1



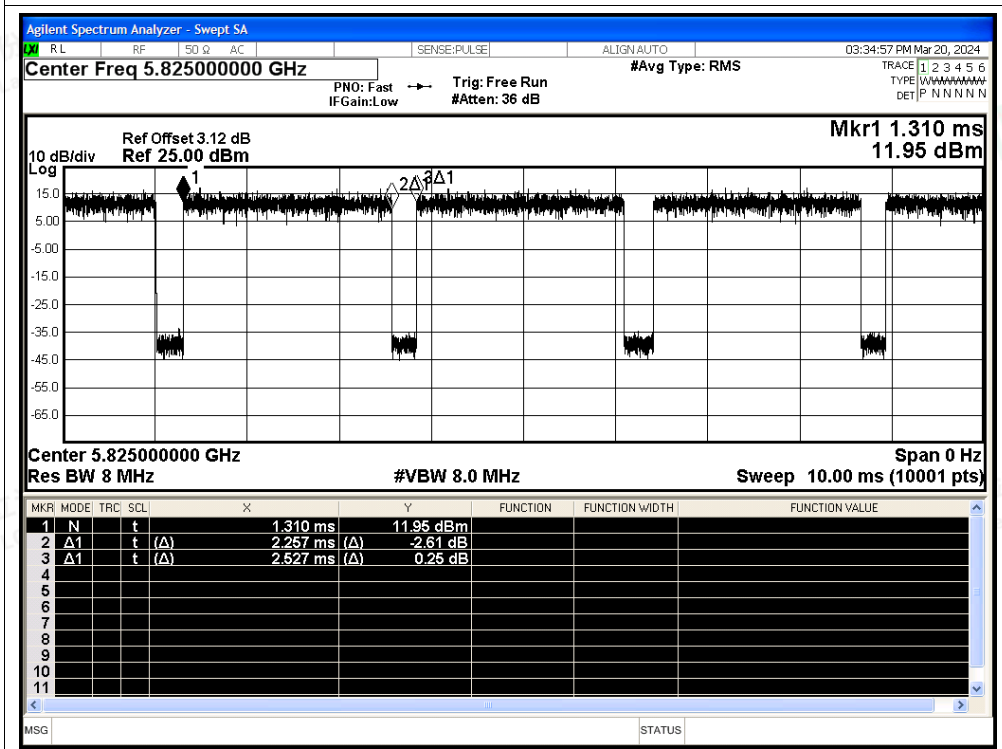




Duty Cycle NVNT n20 5785MHz Ant1

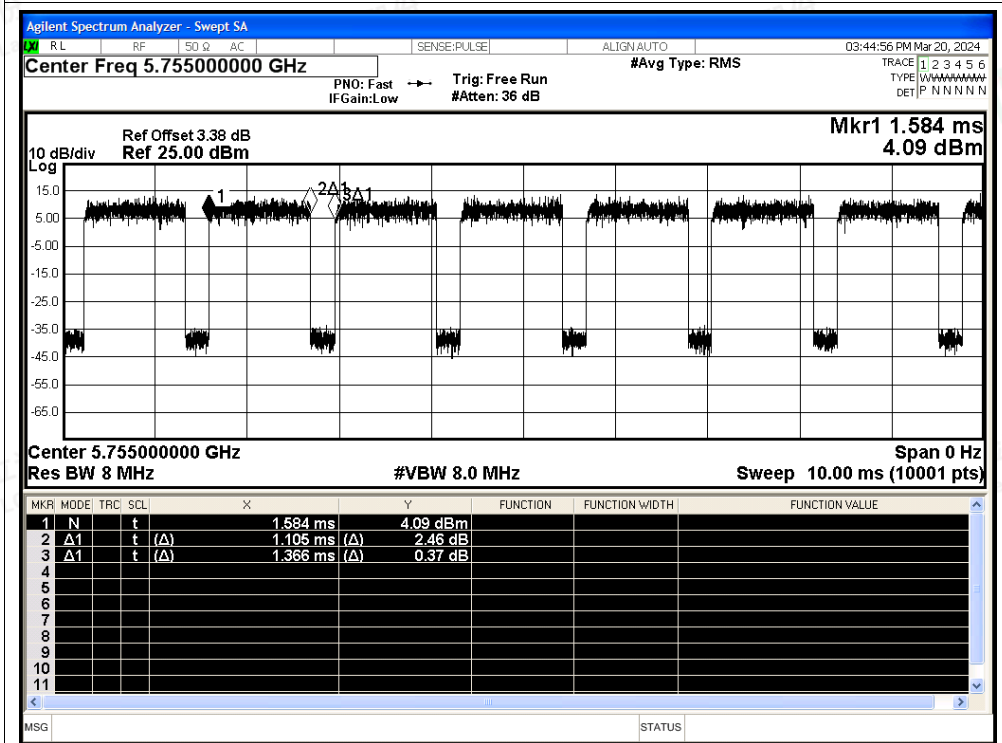


Duty Cycle NVNT n20 5825MHz Ant1

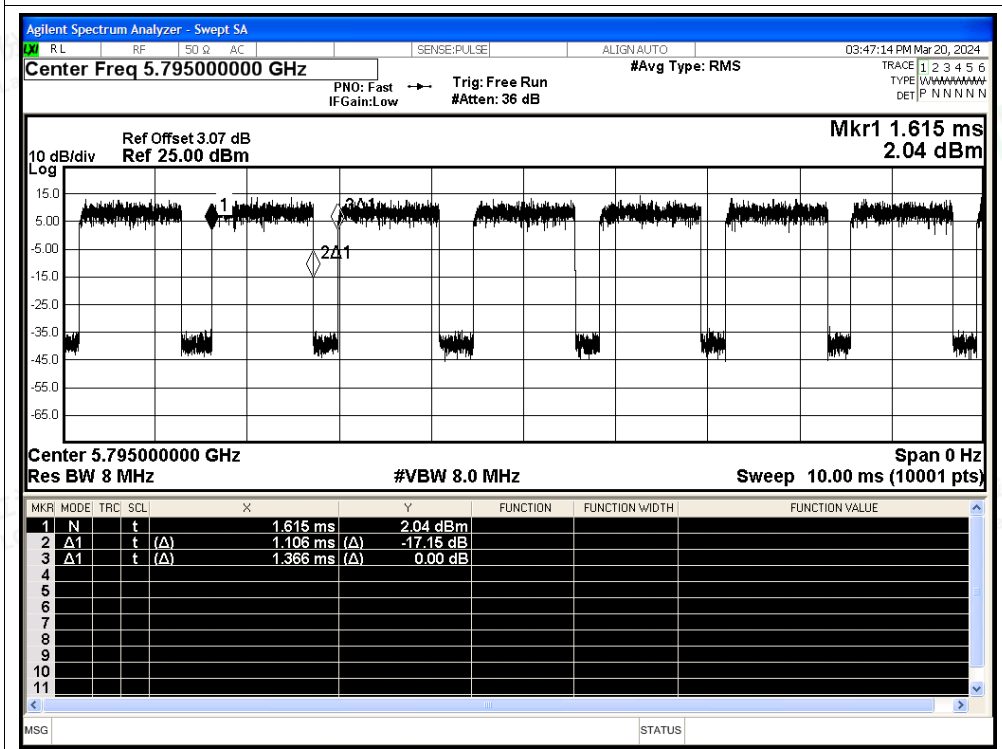




Duty Cycle NVNT n40 5755MHz Ant1

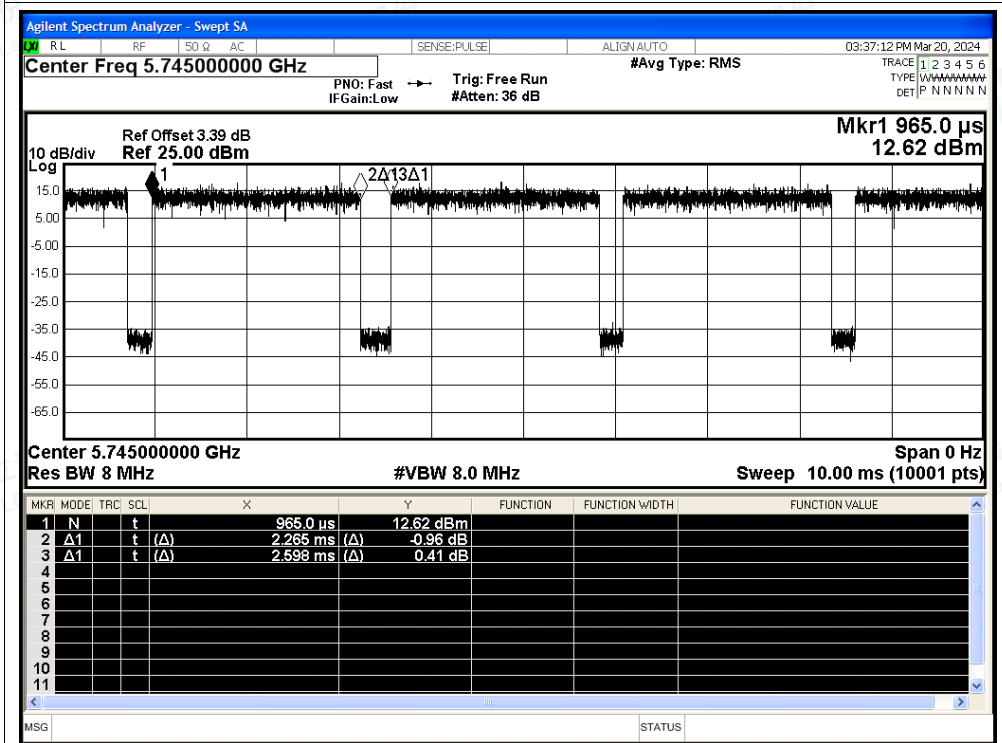


Duty Cycle NVNT n40 5795MHz Ant1

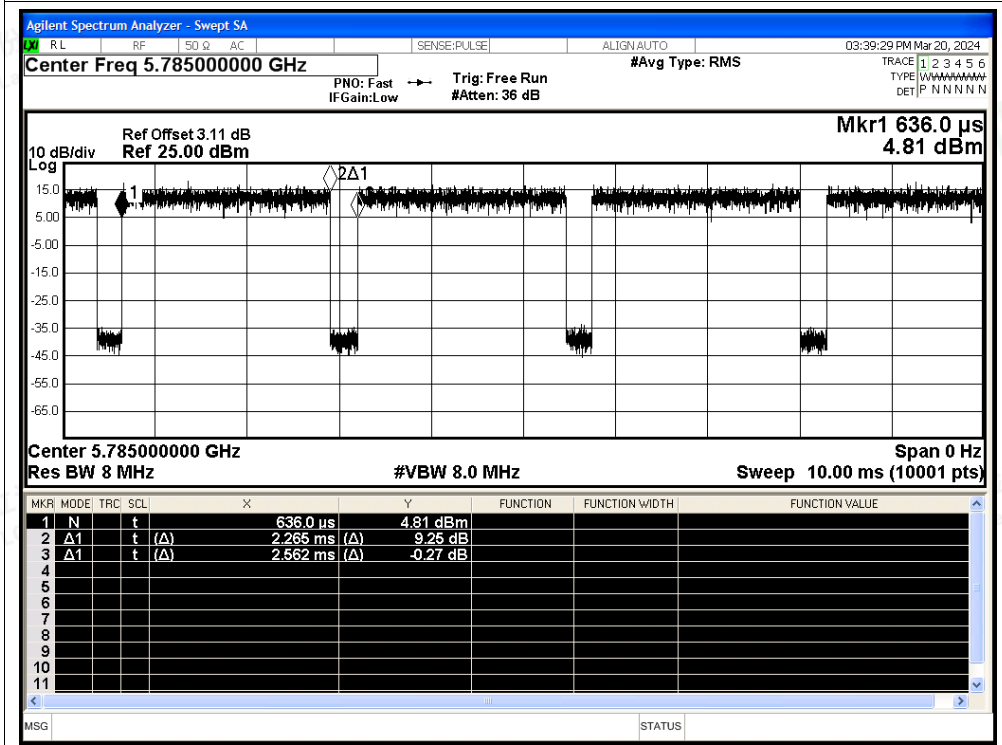




Duty Cycle NVNT ac20 5745MHz Ant1

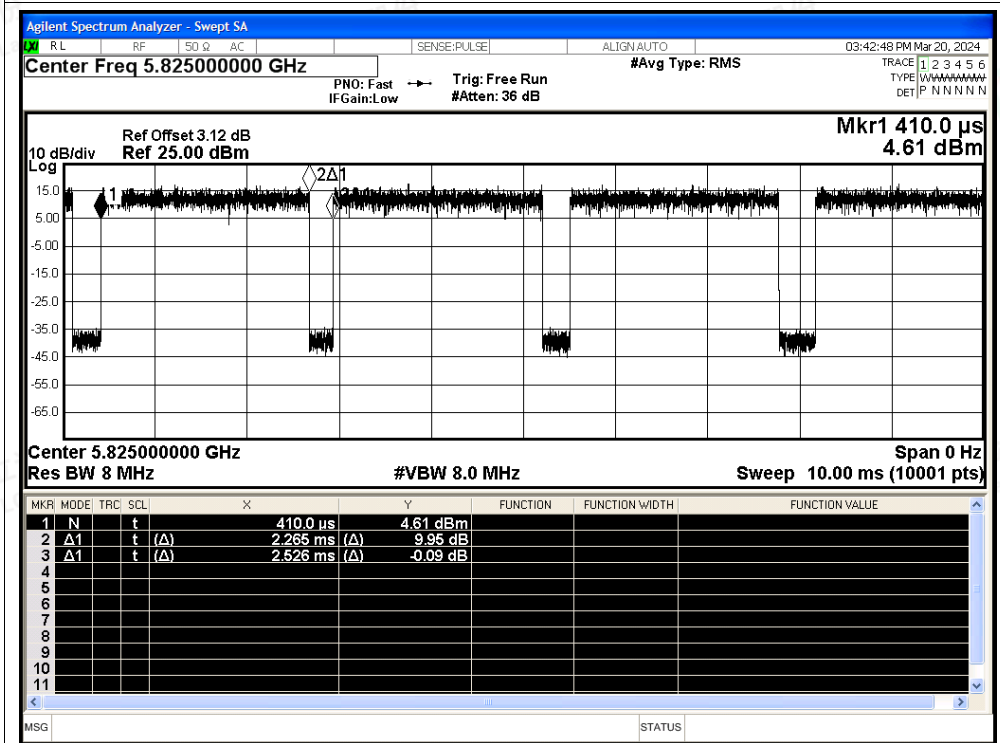


Duty Cycle NVNT ac20 5785MHz Ant1

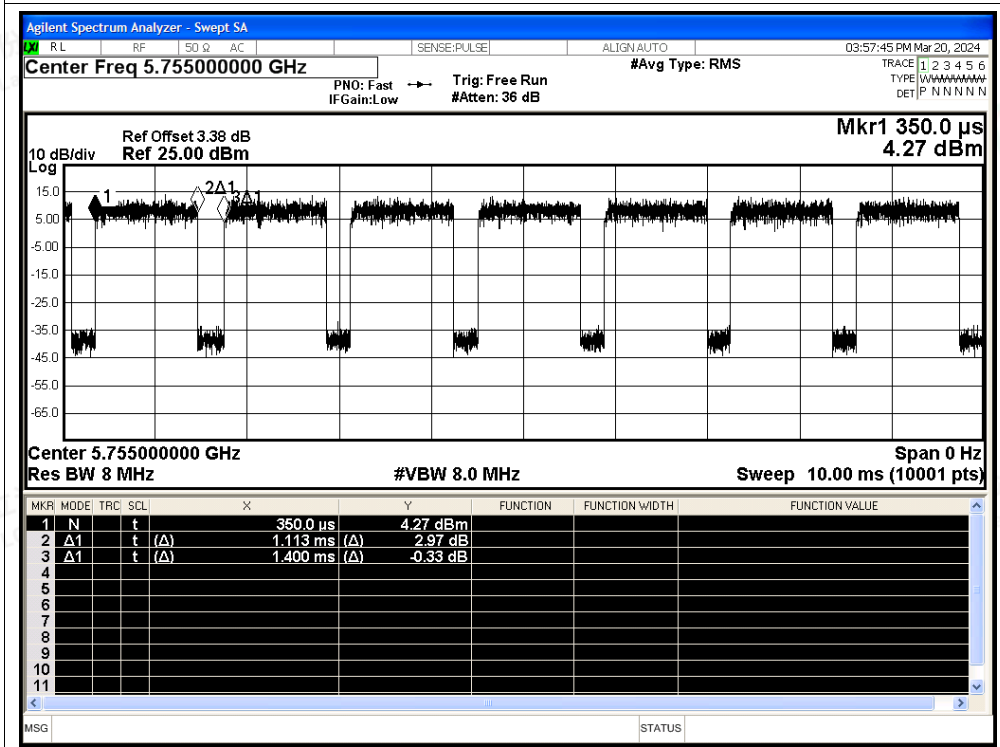




Duty Cycle NVNT ac20 5825MHz Ant1



Duty Cycle NVNT ac40 5755MHz Ant1



Shenzhen LCS Compliance Testing Laboratory Ltd.

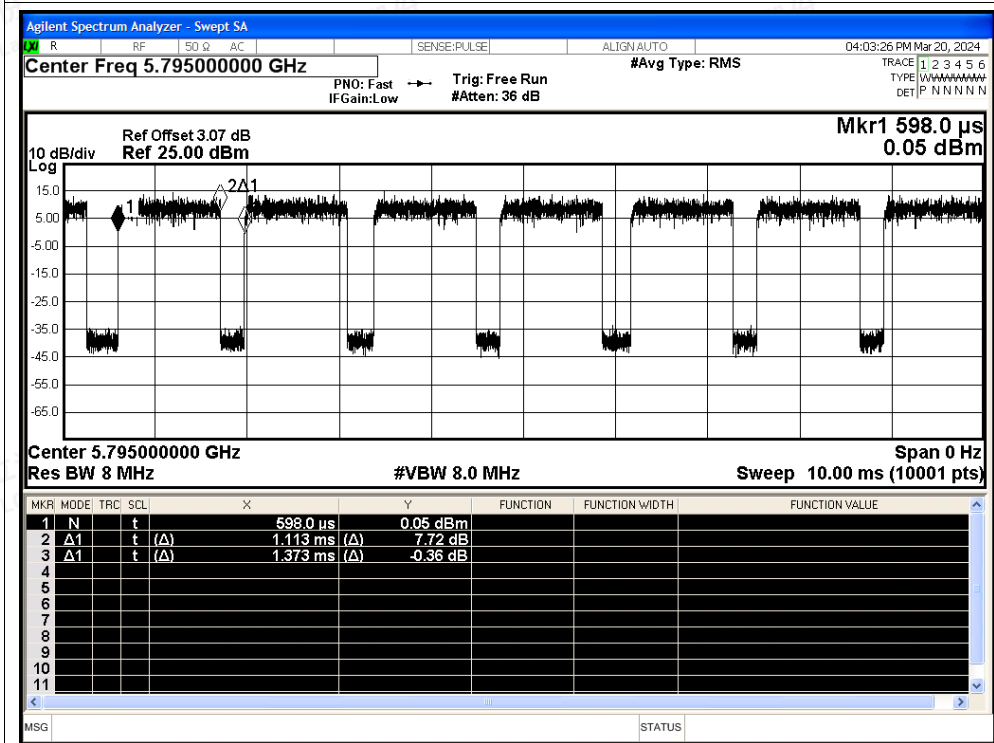
Add: 101, 201 Bldg A & 301 Bldg C, Juji Industrial Park Yabianxueziwei, Shajing Street, Baoan District, Shenzhen, 518000, China

Tel: +(86) 0755-82591330 | E-mail: webmaster@lcs-cert.com | Web: www.lcs-cert.com

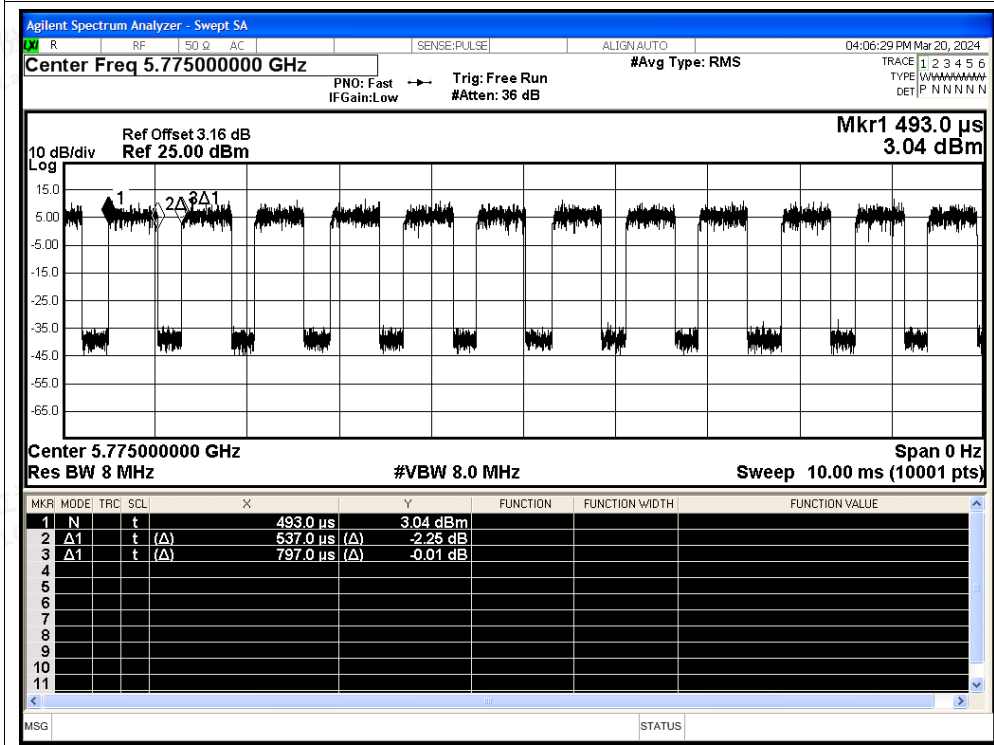
Scan code to check authenticity



Duty Cycle NVNT ac40 5795MHz Ant1



Duty Cycle NVNT ac80 5775MHz Ant1





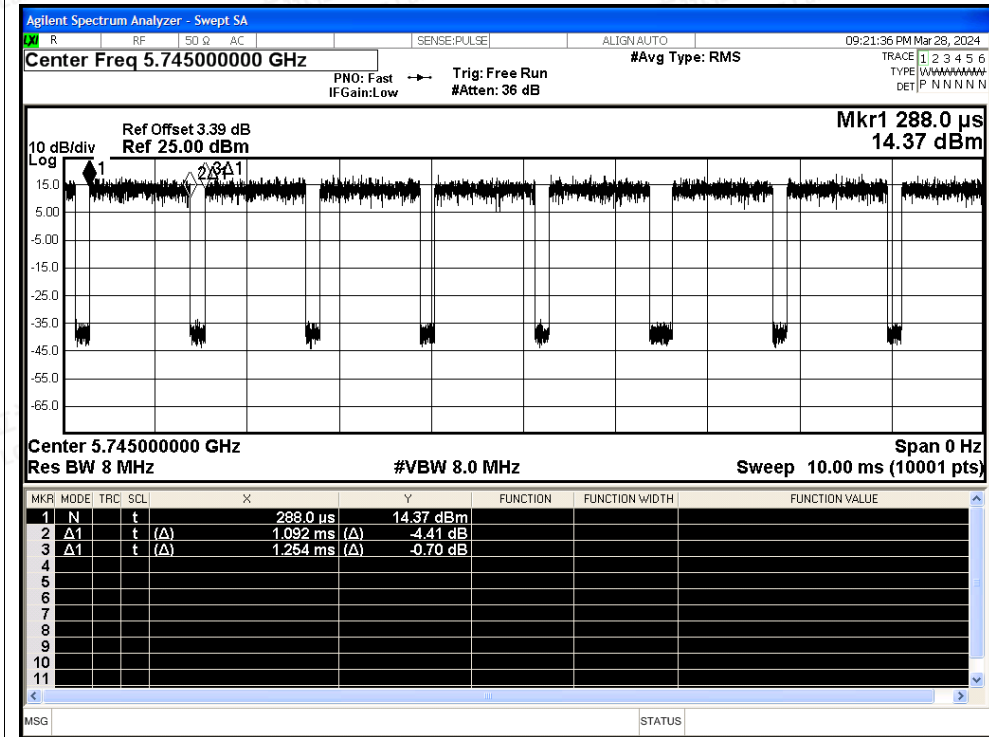
Condition	Mode	Frequency (MHz)	Antenna	Duty Cycle (%)	Correction Factor (dB)	1/T (kHz)
NVNT	a	5745	Ant2	87.08	0.6	0.92
NVNT	a	5785	Ant2	87.71	0.57	0.92
NVNT	a	5825	Ant2	87.08	0.6	0.92
NVNT	n20	5745	Ant2	85.1	0.7	1.08
NVNT	n20	5785	Ant2	85.19	0.7	1.08
NVNT	n20	5825	Ant2	85.81	0.66	1.08
NVNT	n40	5755	Ant2	80.89	0.92	0.9
NVNT	n40	5795	Ant2	80.89	0.92	0.9
NVNT	ac20	5745	Ant2	80.09	0.96	1.07
NVNT	ac20	5785	Ant2	79.47	1	1.07
NVNT	ac20	5825	Ant2	95.51	0.2	1.07
NVNT	ac40	5755	Ant2	81.14	0.91	0.9
NVNT	ac40	5795	Ant2	81.6	0.88	0.9
NVNT	ac80	5775	Ant2	61.8	2.09	1.86



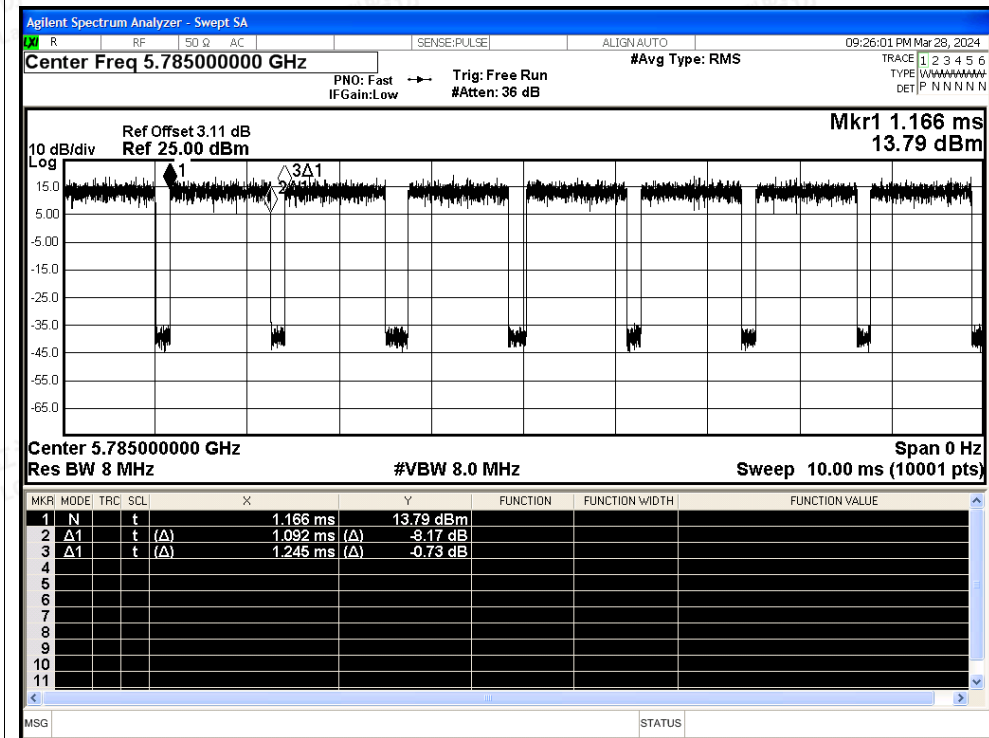


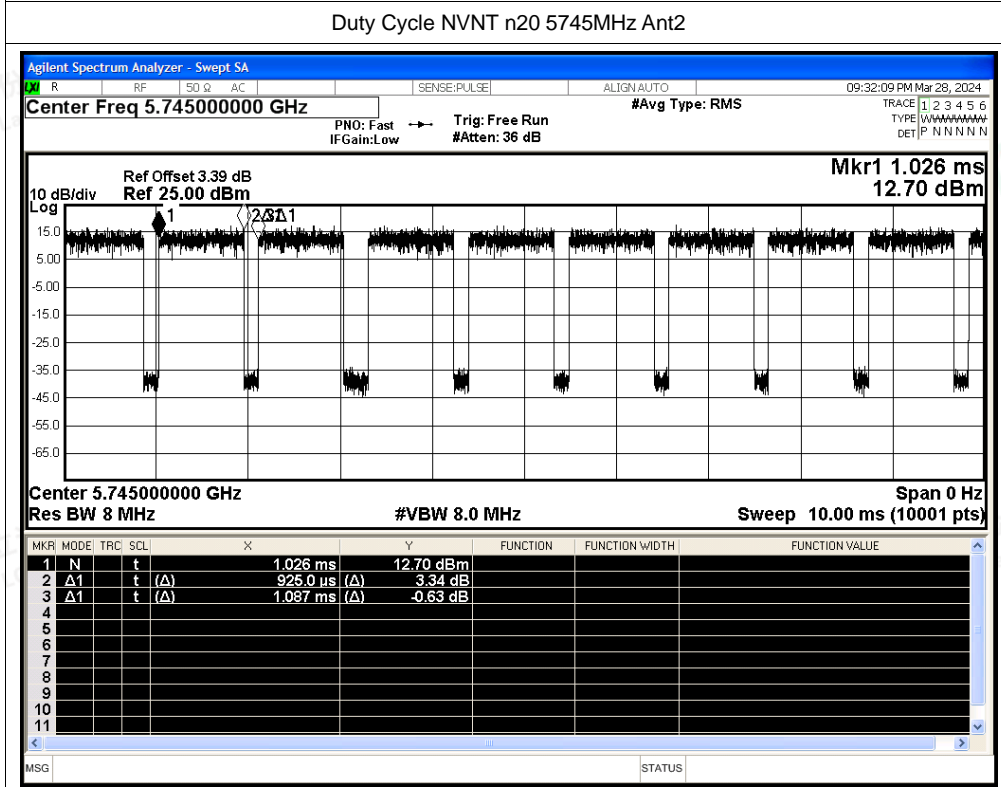
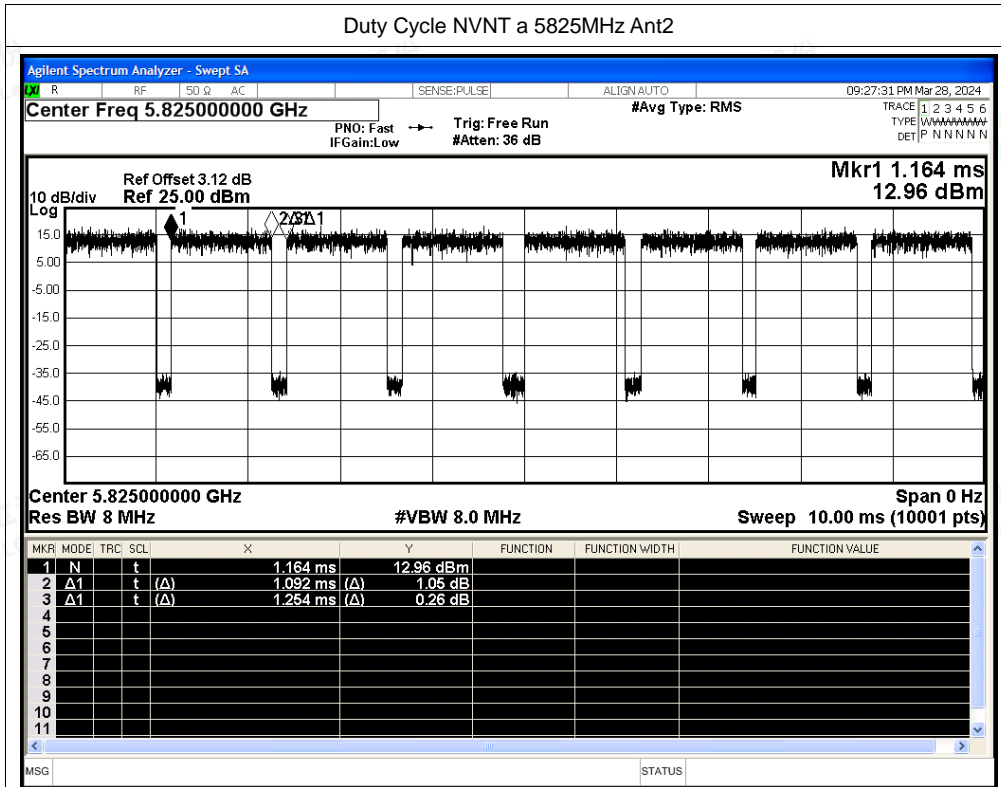
Test Graphs

Duty Cycle NVNT a 5745MHz Ant2



Duty Cycle NVNT a 5785MHz Ant2





Shenzhen LCS Compliance Testing Laboratory Ltd.

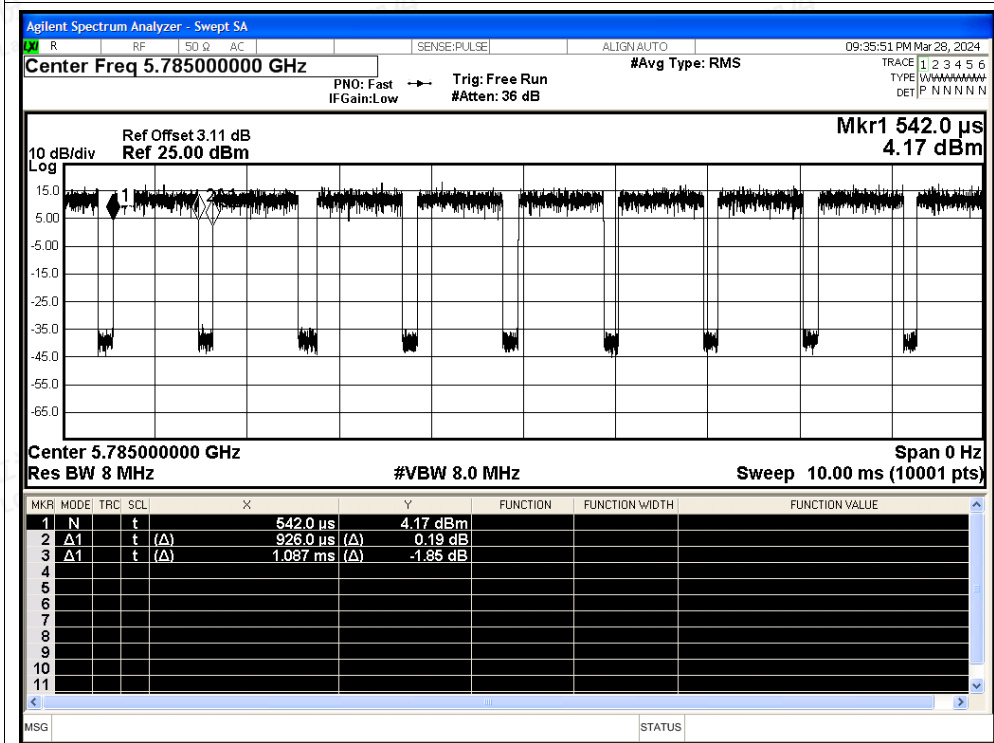
Add: 101, 201 Bldg A & 301 Bldg C, Juji Industrial Park Yabianxueziwei, Shajing Street, Baoan District, Shenzhen, 518000, China

Tel: +(86) 0755-82591330 | E-mail: webmaster@lcs-cert.com | Web: www.lcs-cert.com

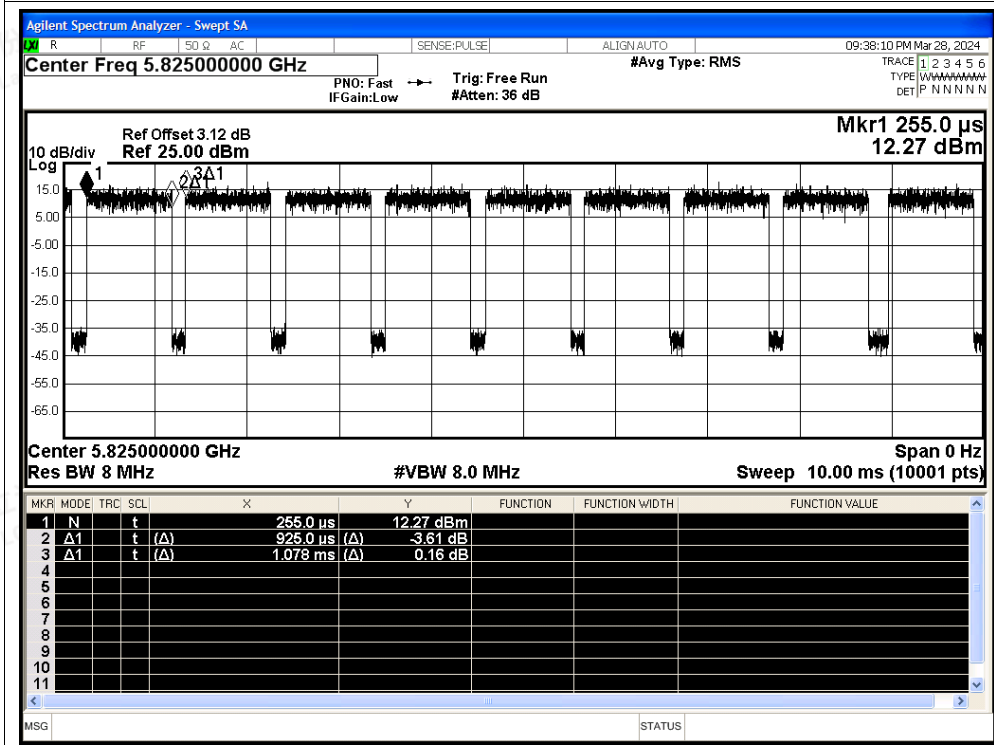
Scan code to check authenticity



Duty Cycle NVNT n20 5785MHz Ant2

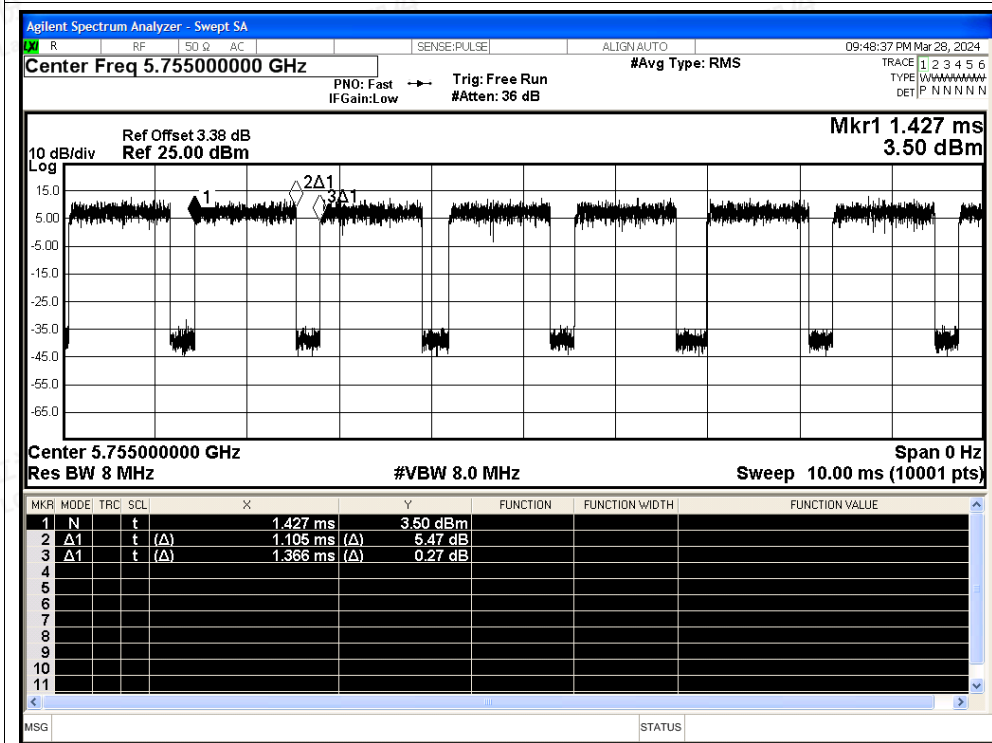


Duty Cycle NVNT n20 5825MHz Ant2

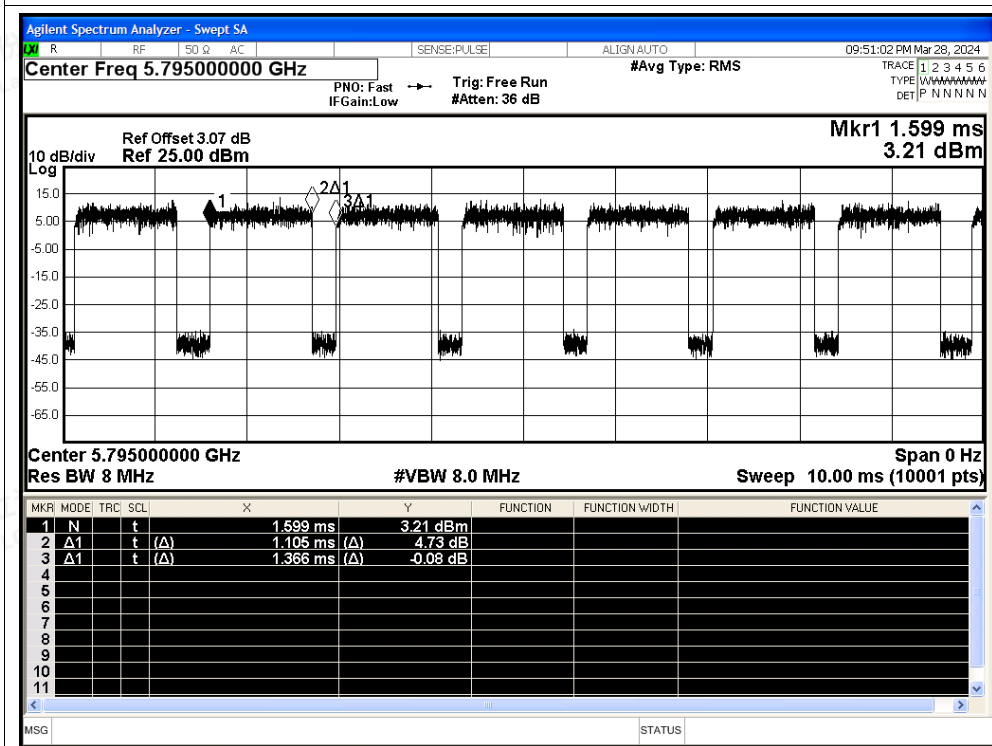




Duty Cycle NVNT n40 5755MHz Ant2

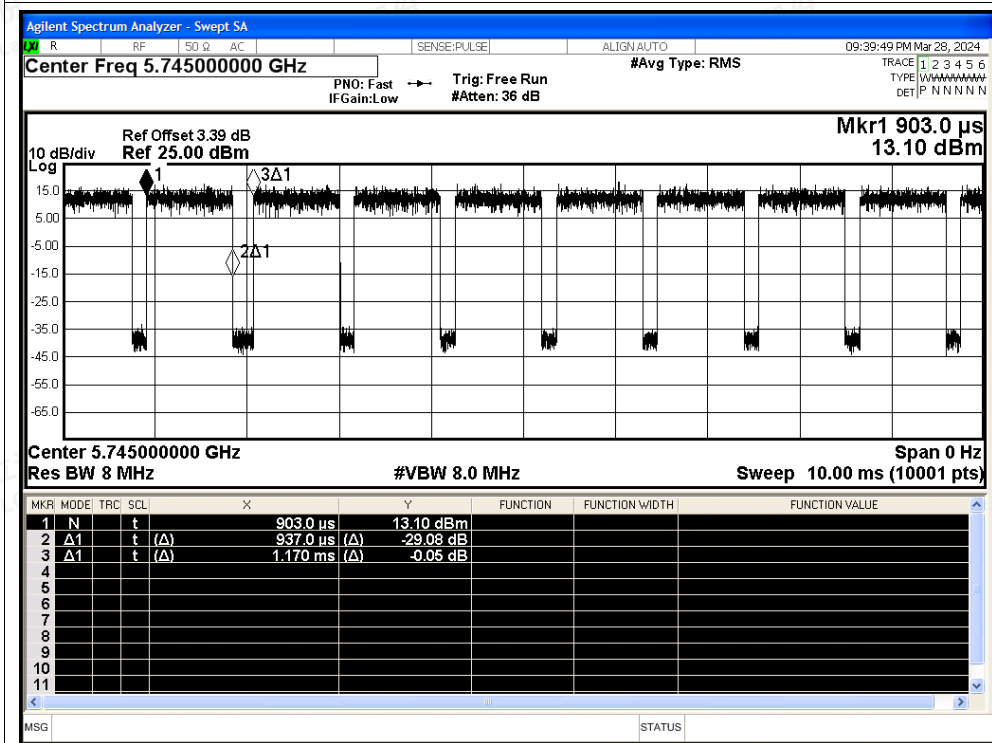


Duty Cycle NVNT n40 5795MHz Ant2

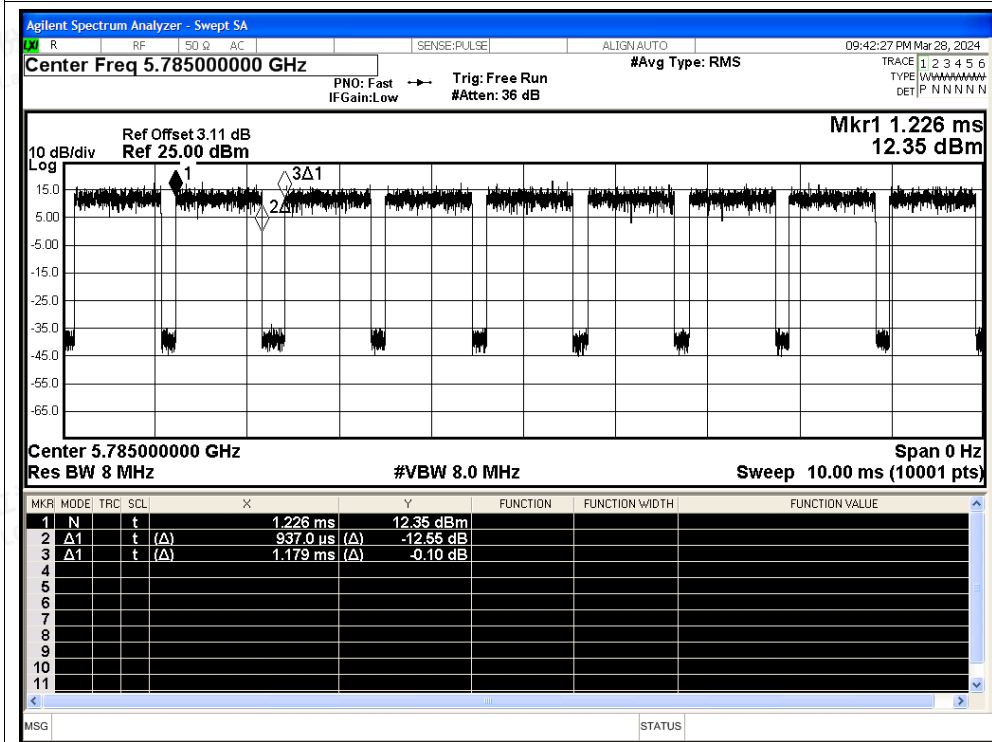




Duty Cycle NVNT ac20 5745MHz Ant2



Duty Cycle NVNT ac20 5785MHz Ant2



Shenzhen LCS Compliance Testing Laboratory Ltd.

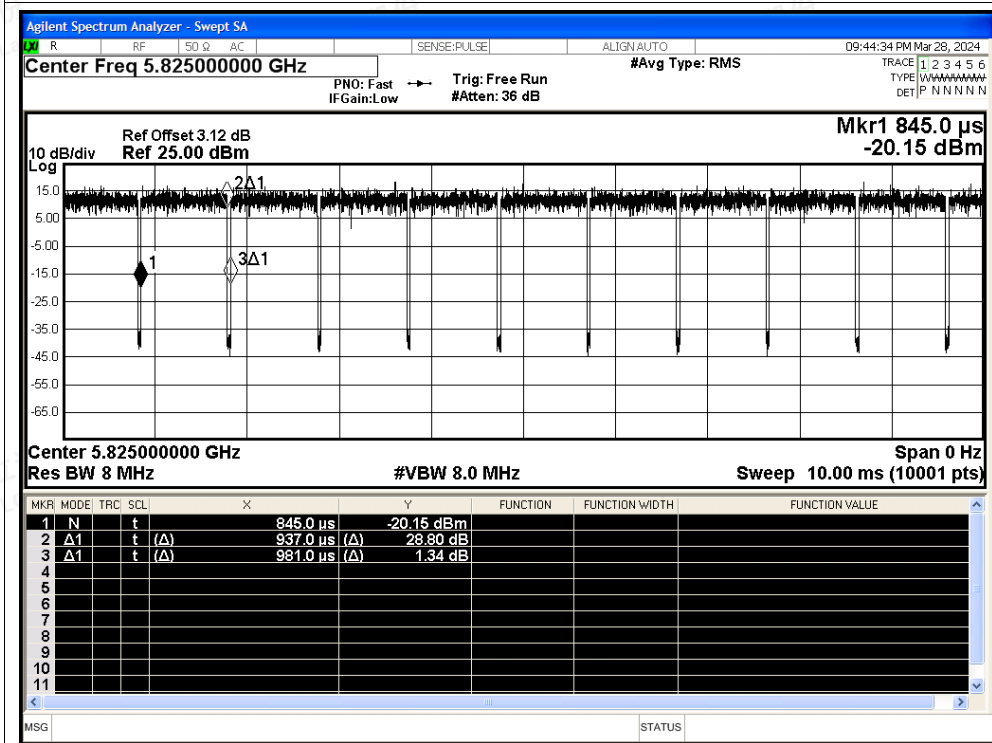
Add: 101, 201 Bldg A & 301 Bldg C, Juji Industrial Park Yabianxueziwei, Shajing Street, Baoan District, Shenzhen, 518000, China

Tel: +(86) 0755-82591330 | E-mail: webmaster@lcs-cert.com | Web: www.lcs-cert.com

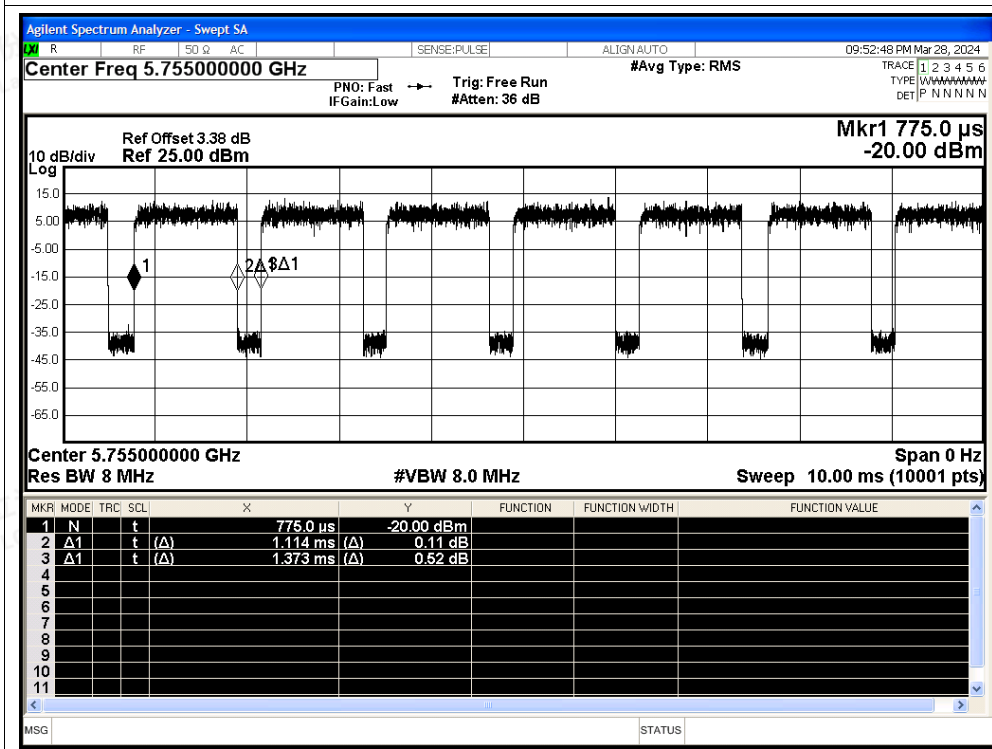
Scan code to check authenticity



Duty Cycle NVNT ac20 5825MHz Ant2

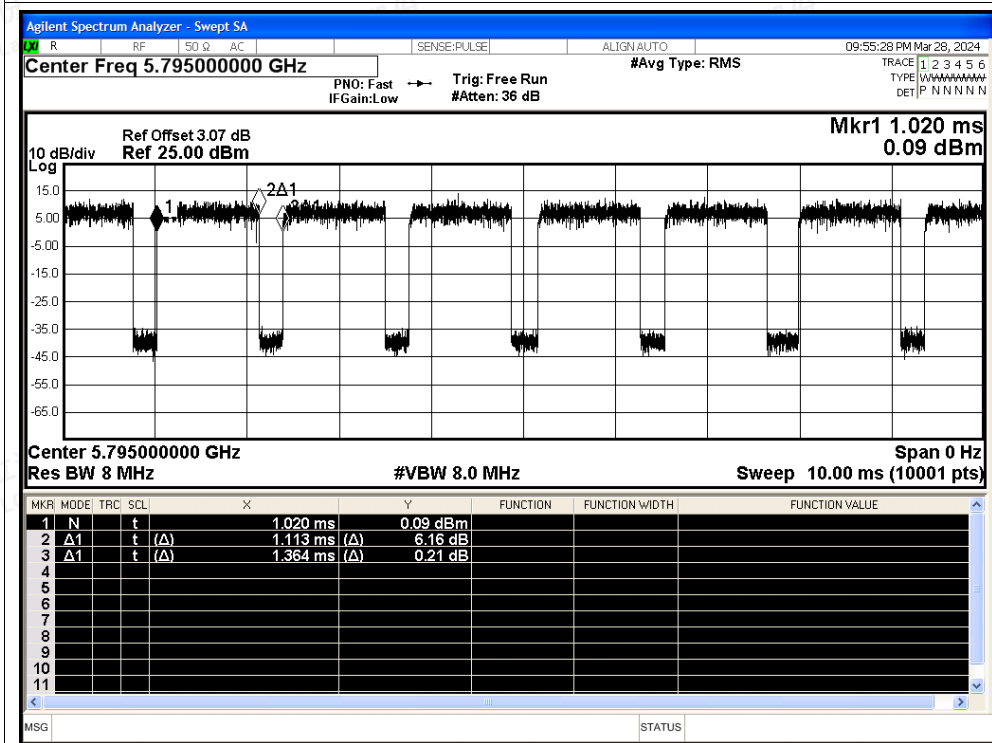


Duty Cycle NVNT ac40 5755MHz Ant2





Duty Cycle NVNT ac40 5795MHz Ant2



Duty Cycle NVNT ac80 5775MHz Ant2

