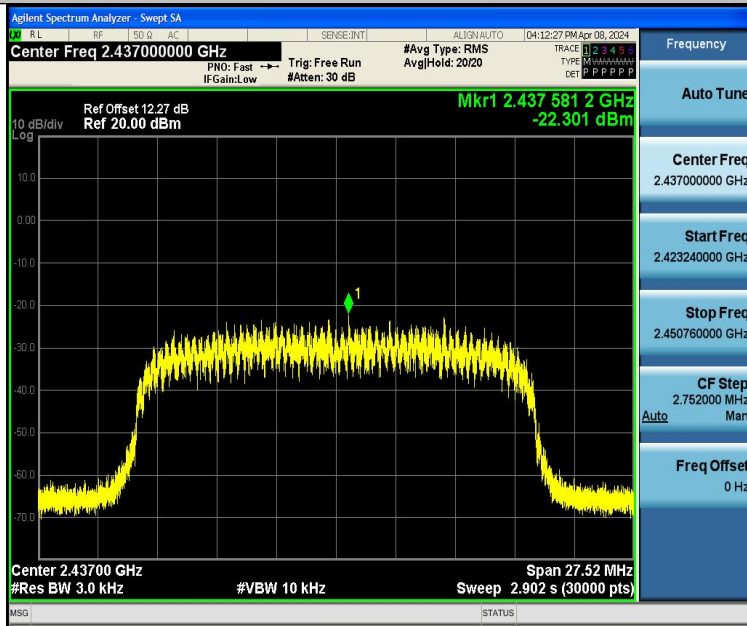
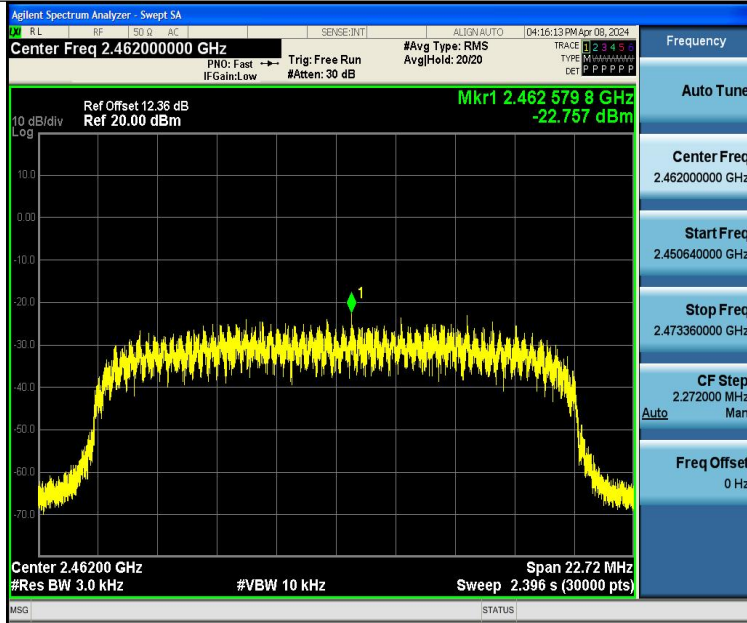




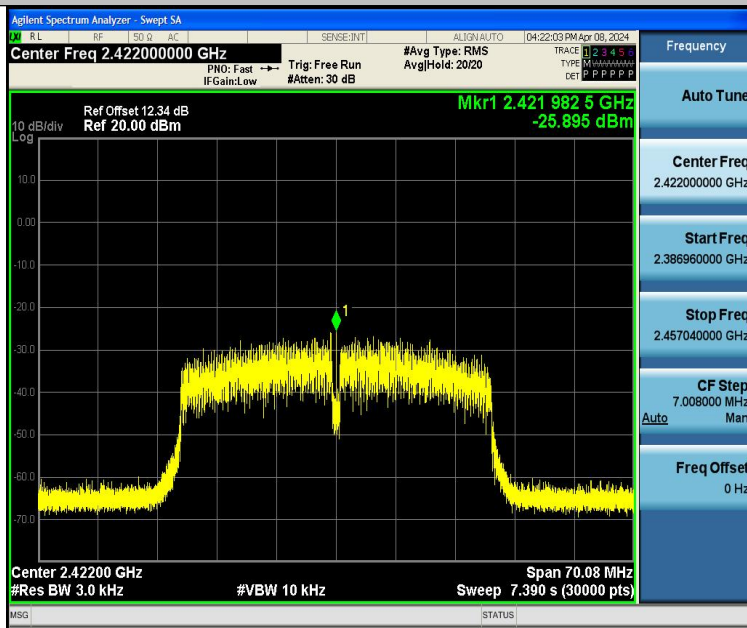
11N20SISO-Ant1-2412-PASS



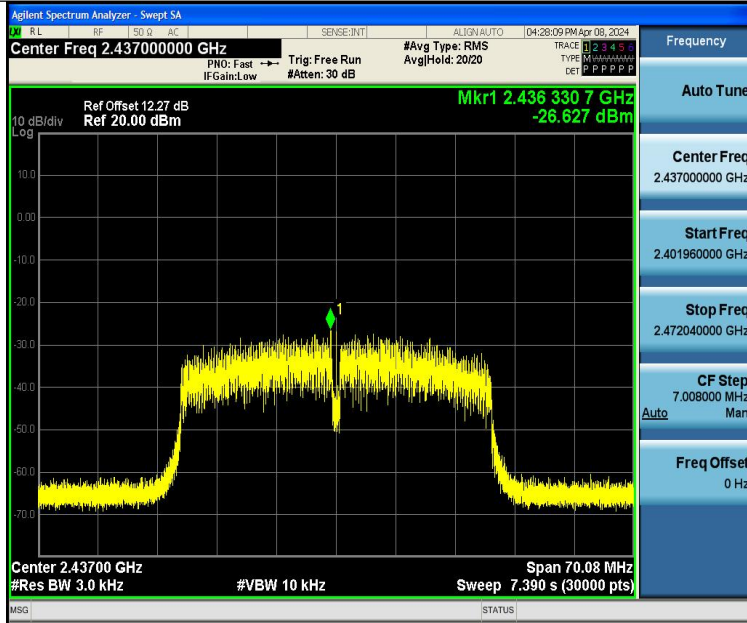
11N20SISO-Ant1-2437-PASS



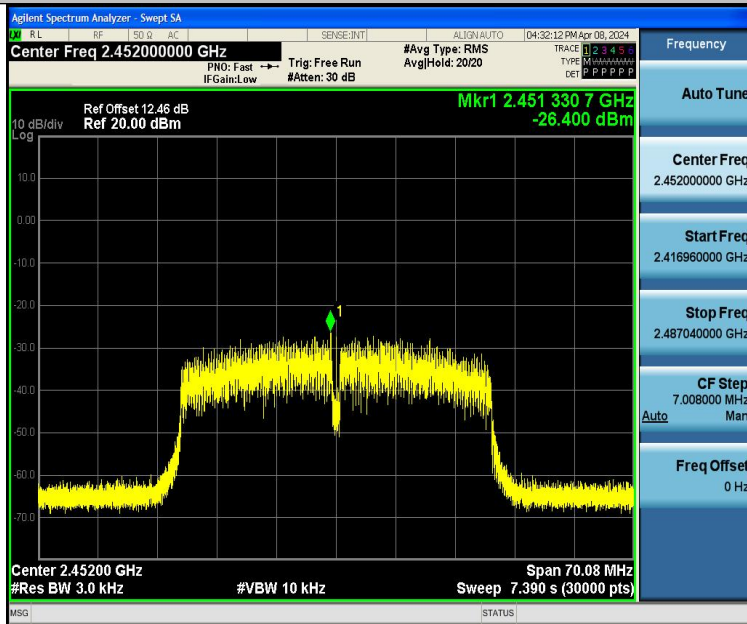
11N20SISO-Ant1-2462-PASS



11N40SISO-Ant1-2422-PASS



11N40SISO-Ant1-2437-PASS



11N40SISO-Ant1-2452-PASS



12 Antenna Application

12.1 Antenna Requirement

For intentional device, according to FCC 47 CFR Section 15.203, an intentional radiator shall be designed to ensure that no antenna other than that furnished by the responsible party shall be used with the device. And according to FCC 47 CFR Section 15.247 (b), if transmitting antennas of directional gain greater than 6dBi are used, the power shall be reduced by the amount in dB that the directional gain of the antenna exceeds 6dBi.

12.2 Result


The EUT'S antenna, permanent attached antenna, is PCB Antenna. The antenna's gain is 3.11 dBi and meets the requirement.

13 Test Setup


Conducted Emissions



Radiated Spurious Emissions Test Frequency From 30MHz-1GHz




Test frequency Above 1GHz






14 EUT PHOTOS






















ANT



*******THE END REPORT*******