

User's Manual

DND DISC & DONGLE

Bluetooth DND(Do Not Disturb) DONGLE DEVICE(Model name: DND-1000D)
Bluetooth DND(Do Not Disturb) LIGHT DEVICE (Model name: DND-1000S)



What's included



DND_DISC



DND_DONGLE



USB CABLE

Optional Accessories

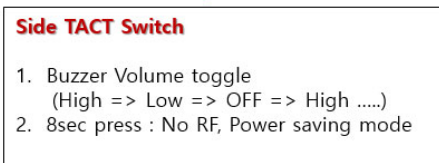

- (1) Double Side Tape
- (2) Screw 2EA
- (3) Installation guide

What's purpose?


- Indicate the status by LED for working concentration
(ex. Free : Green , Busy or Calling : RED , Ring : Blue , Missed call : Yellow,
Teams : Purple)
- Incoming call sound alarm
- Notification of missed call or missed e-mail
- Features that protect personal privacy
- LED indication of smartphone call status (Multi-Connection)

Functions of switch and indicator

1. DND DISC



2. DND DONGLE

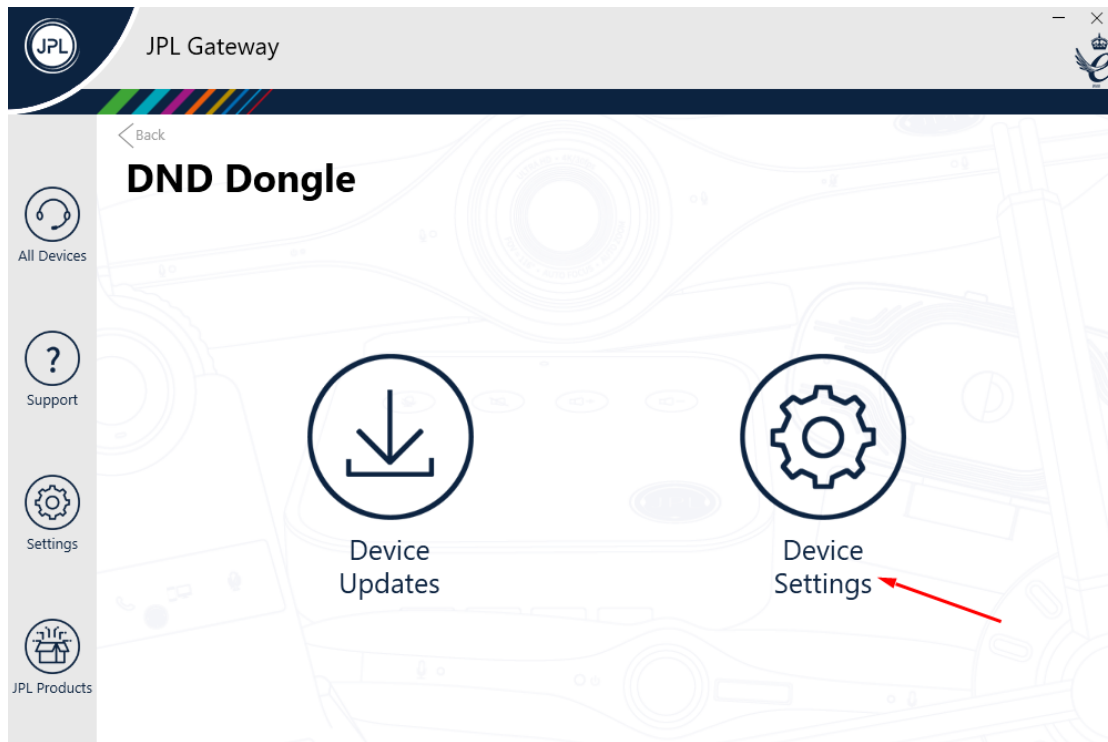


How to Use?

1. Start JPL Gateway Program

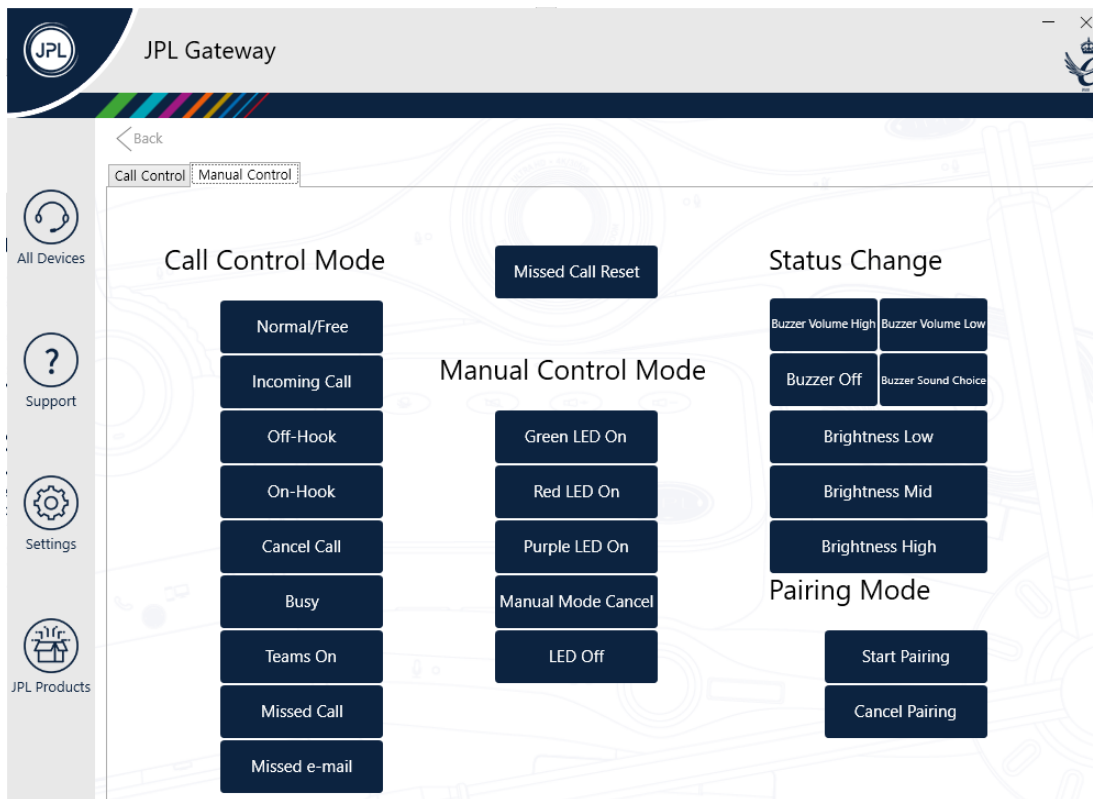


2. Click Device Setting



3. TEST manual mode (This is just test operation, not formal version)

⇒ DONGLE and DISC LED are changed at the same time.



LED Color details

status	LED color	Detail operation
Available	Green	Computer power on => DND and Dongle connection
		After on-hook
		Available (manual selection by user)
Busy	Red	In-a-Call (Off-hook)
		Busy (manual selection by user)
Incoming Call	Blue	Incoming-Call
DND	Purple	DND (manual selection by user)
TEAMS	Purple	TEAMS active condition
Missed Call/E-mail	Yellow	Missd Call and Missed E-mail

=====

Any Changes or modifications not expressly approved by the party responsible for compliance could void the user's authority to operate the equipment.

This device complies with part 15 of the FCC Rules. Operation is subject to the following two conditions: (1) This device may not cause harmful interference, and (2) this device must accept any interference received, including interference that may cause undesired operation.

Note: This equipment has been tested and found to comply with the limits for a Class B digital device, pursuant to part 15 of the FCC Rules. These limits are designed to provide reasonable protection against harmful interference in a residential installation. This equipment generates, uses and can radiate radio frequency energy and, if not installed and used in accordance with the instructions, may cause harmful interference to radio communications. However, there is no guarantee that interference will not occur in a particular installation. If this equipment does cause harmful interference to radio or television reception, which can be determined by turning the equipment off and on, the user is encouraged to try to correct the interference by one or more of the following measures:

- Reorient or relocate the receiving antenna.
- Increase the separation between the equipment and receiver.
- Connect the equipment into an outlet on a circuit different from that to which the receiver is connected.
- Consult the dealer or an experienced radio/TV technician for help.

FCC Radiation Exposure Statement :

This equipment complies with FCC radiation exposure limits set forth for an uncontrolled environment. The SAR was tested for the device in the body worn mode. And it can meet the SAR limit of FCC.

=====

