

Antenna Specifications

Shenzhen Cheyang Technology Co.,Ltd.

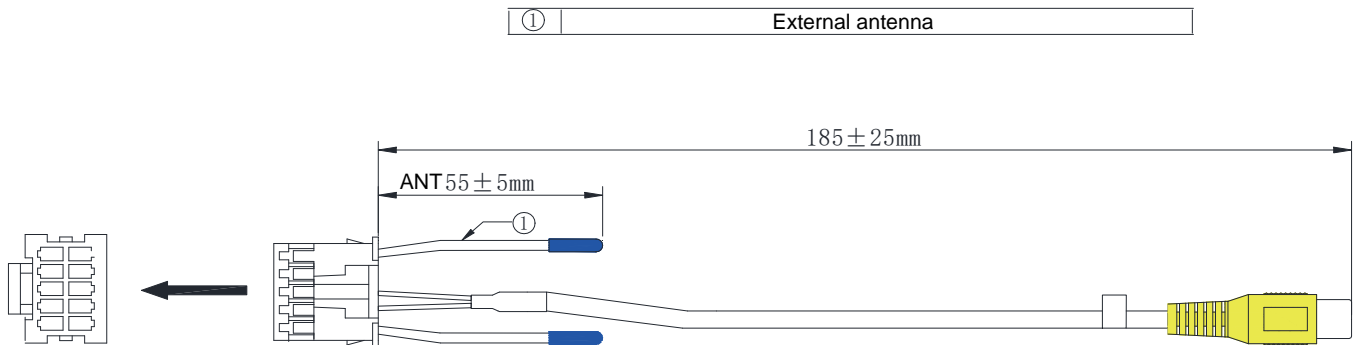
Address: 369 Bulong Road, Ma'antang Community, Bantian Street, Longgang District
Shenzhen, Guangdong, China

DESCRIPTION: External antenna

1. Electrical Specification

Specification	
Working Frequency	2.4GHz, 5GHz

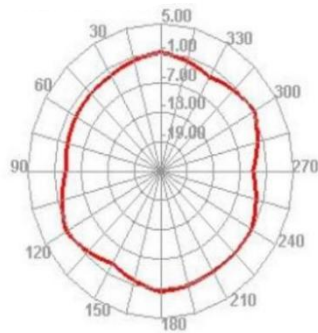
2. Antenna shape



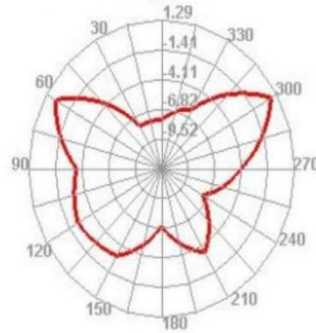
3: 暗室测试报告Darkroom Test Report

Passive Test For 5180-5240MHz, 5745-5825MHz									
Freq (%)	Effi (%)	Effi (%)	Gain	UHS (%)	(MHz) IS (%)	(dB) Max(dBi)	Min (dB)	Attenut Hor	Attenut Ver
5180	57.5	-2.4	1.29	35.8	21.768	1.29	-12.22	59.04	58.22
5220	61.2	-2.13	1.67	37.7	23.494	1.67	-11.29	58.69	58.07
5240	62	-2.08	1.81	26.8	35.218	1.81	-9.81	48.59	48.53
5745	56.2	-2.5	1.17	24.5	31.7	1.17	-10.26	48.73	48.42
5785	53.4	-2.73	0.73	23.7	29.639	0.73	-10.6	48.44	48.12
5825	60.9	-2.16	1.05	27.6	33.234	1.05	-9.96	48.55	48.21

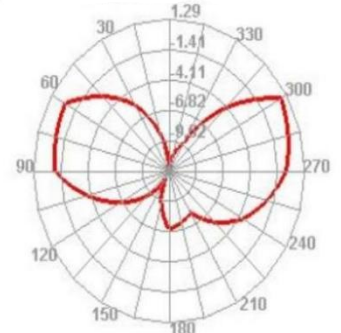
5180.00MHz



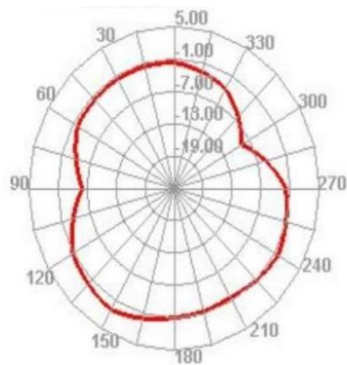
5220.00MHz



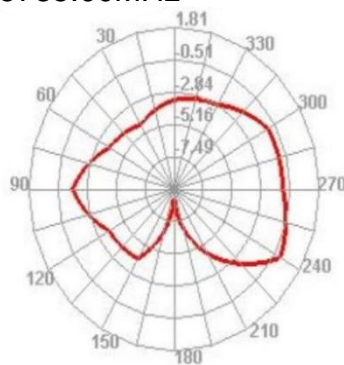
5240.00MHz



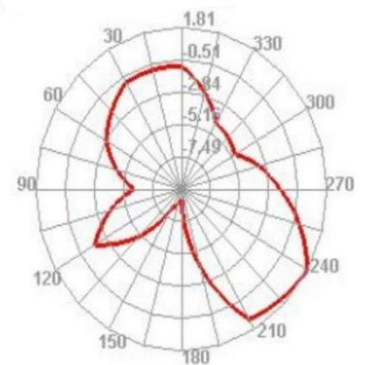
5745.00MHz



5785.00MHz

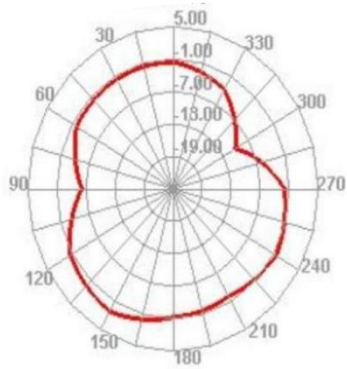


5825.00MHz

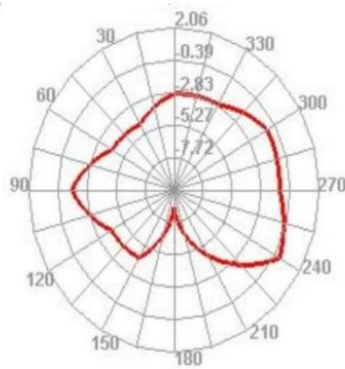


Passive Test For 2400-2500									
Freq (MHz)	Effi (%)	Effi (dB)	Gain (dBi)	UHS (%)	DHS (%)	Max (dB)	Min (dB)	Attenut Hor	Attenut Ver
2400	62.4	-2.05	2.06	26.7	35.695	2.06	-10.16	48.55	48.51
2450	64.7	-1.89	1.02	30	34.742	1.02	-9.68	48.76	48.47
2500	69.7	-1.57	1.06	34.7	35.013	1.06	-10.33	49.21	48.76

2400.00MHz



2450.00MHz



2500.00MHz

