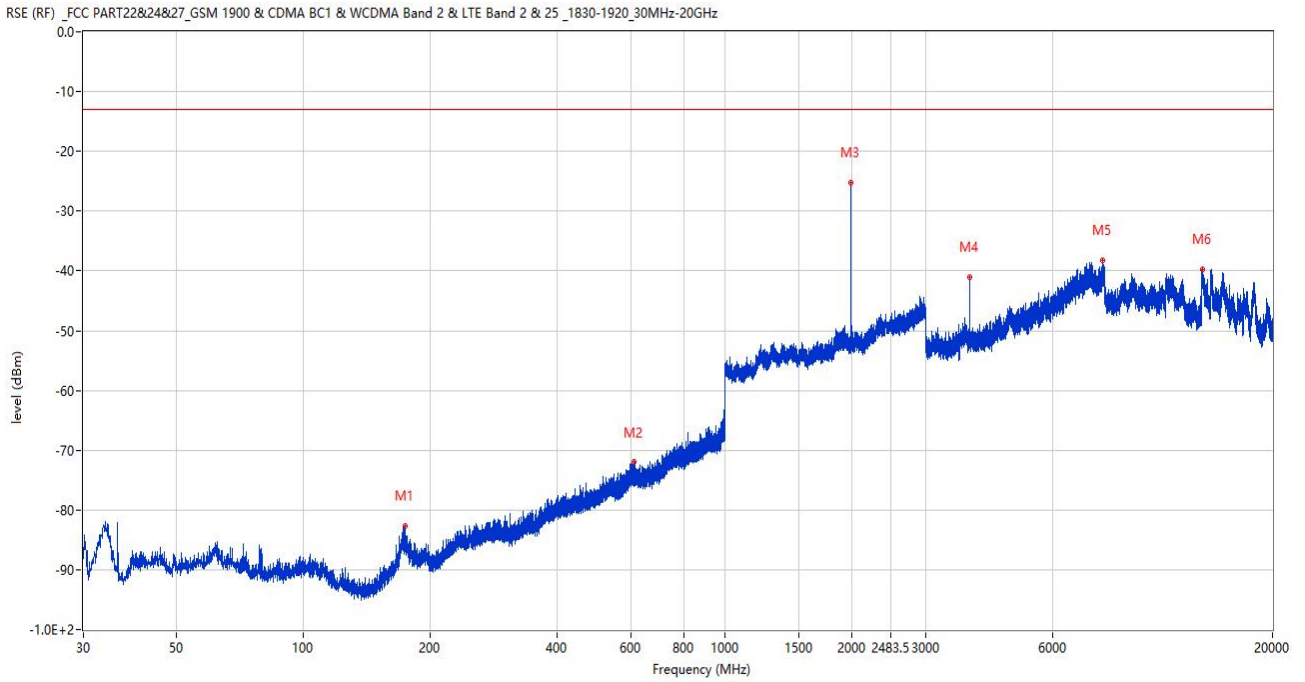


## **Annex A.7 Field Strength of Spurious Radiation**

# 1 LTE NBIOT Band 2

## 1.1 LTE NBIOT Band 2 BW 3.75kHz, Middle Channel

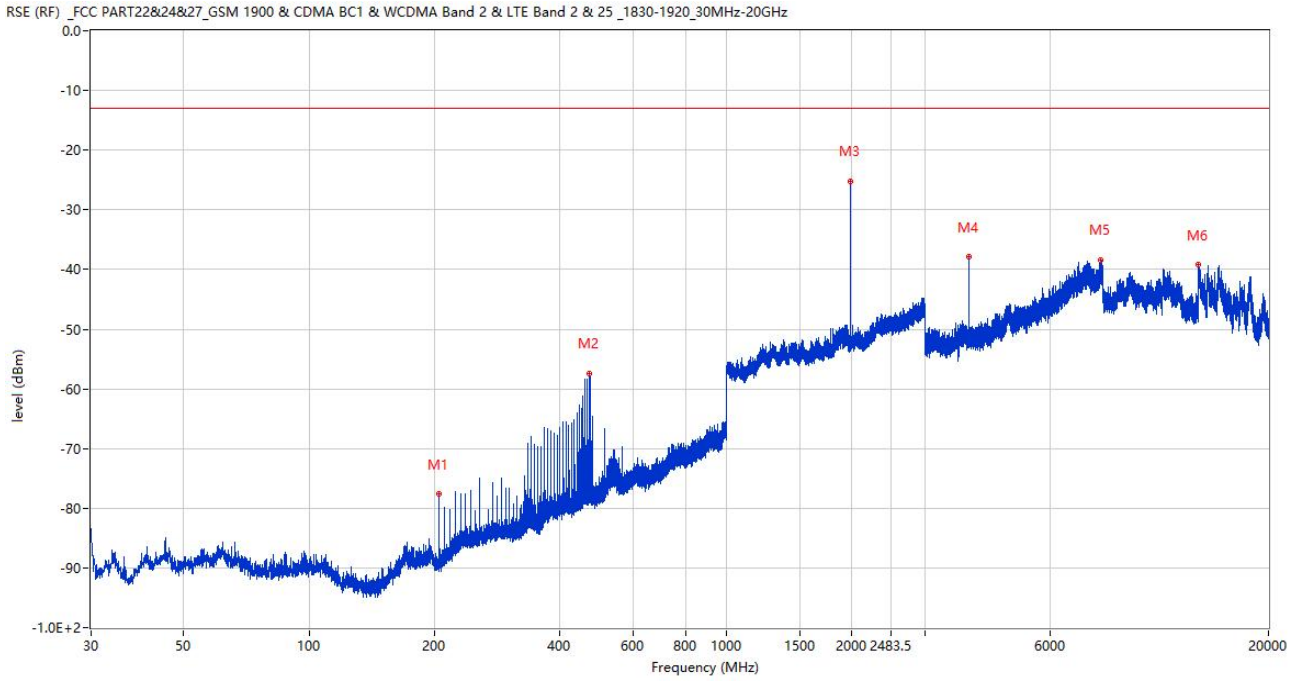
### RSE-V LTE NBIOT Band 2 BW 3.75kHz CH18900



Frequency (MHz)	Result (dBm)	Factor (dB)	Limit (dBm)	Margin (dB)	Table (o)	ANT	EUT	Verdict
173.900	-82.74	-18.57	-13.0	69.74	176.00	Vertical	Vertical	Pass
607.926	-71.95	-4.11	-13.0	58.95	194.00	Vertical	Vertical	Pass
1989.700	-25.21	2.25	-13.0	12.21	106.00	Vertical	Vertical	N/A
3819.250	-43.79	7.21	-13.0	30.79	309.00	Vertical	Vertical	Pass
7900.500	-38.21	19.17	-13.0	25.21	309.00	Vertical	Vertical	Pass
13630.401	-39.67	20.58	-13.0	26.67	122.00	Vertical	Vertical	Pass

LTE NB-IOT Band 2 BW 3.75kHz, Middle Channel

RSE-H LTE Band 2 BW1.4 CH18900

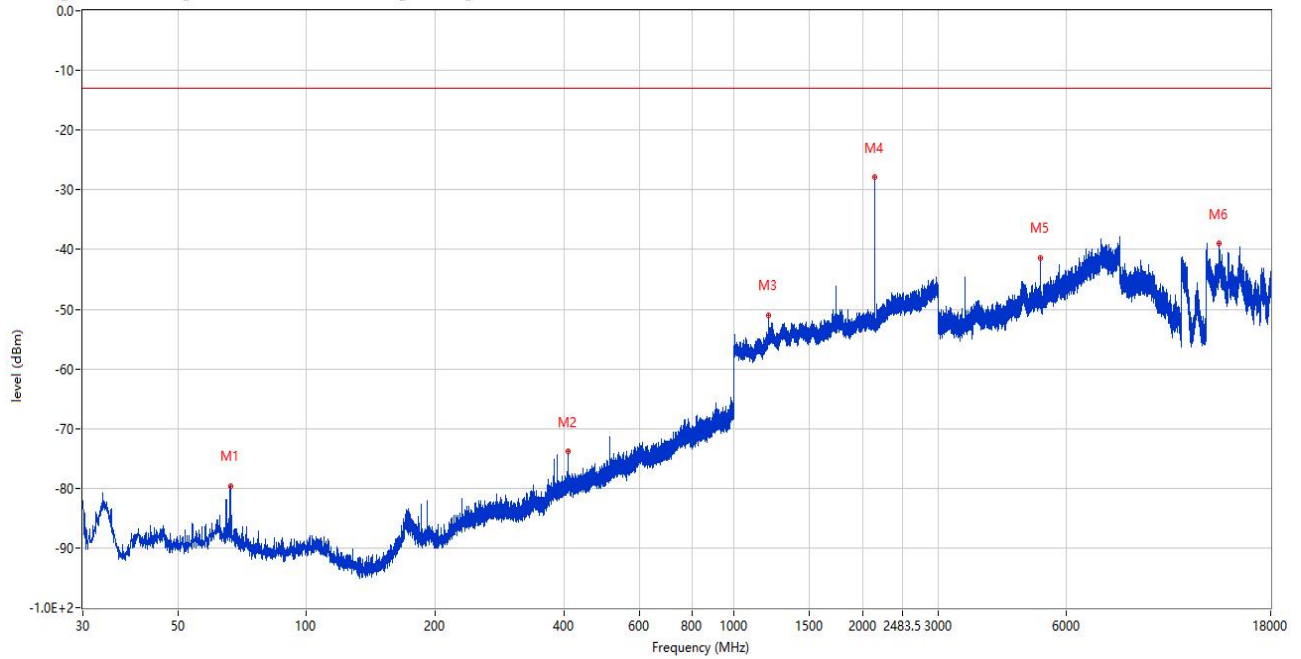


Frequency (MHz)	Result (dBm)	Factor (dB)	Limit (dBm)	Margin (dB)	Table (o)	ANT	EUT	Verdict
204.746	-77.65	-18.15	-13.0	64.65	80.00	Horizontal	Vertical	Pass
471.253	-57.37	-8.35	-13.0	44.37	80.00	Horizontal	Vertical	Pass
1989.700	-25.23	2.25	-13.0	12.23	85.00	Horizontal	Vertical	N/A
3819.250	-37.90	7.21	-13.0	24.90	32.00	Horizontal	Vertical	Pass
7890.750	-38.38	18.95	-13.0	25.38	24.00	Horizontal	Vertical	Pass
13602.201	-39.22	20.47	-13.0	26.22	34.00	Horizontal	Vertical	Pass

## 1.2 LTE NBIOT Band 4 BW 3.75kHz, Middle Channel

RSE-V LTE NBIOT Band 4 BW 3.75kHz CH20175

RSE (RF) \_FCC PART228&24&27\_WCDMA Band 4 & LTE Band 4 & 66\_1710-1785\_30MHz-20GHz

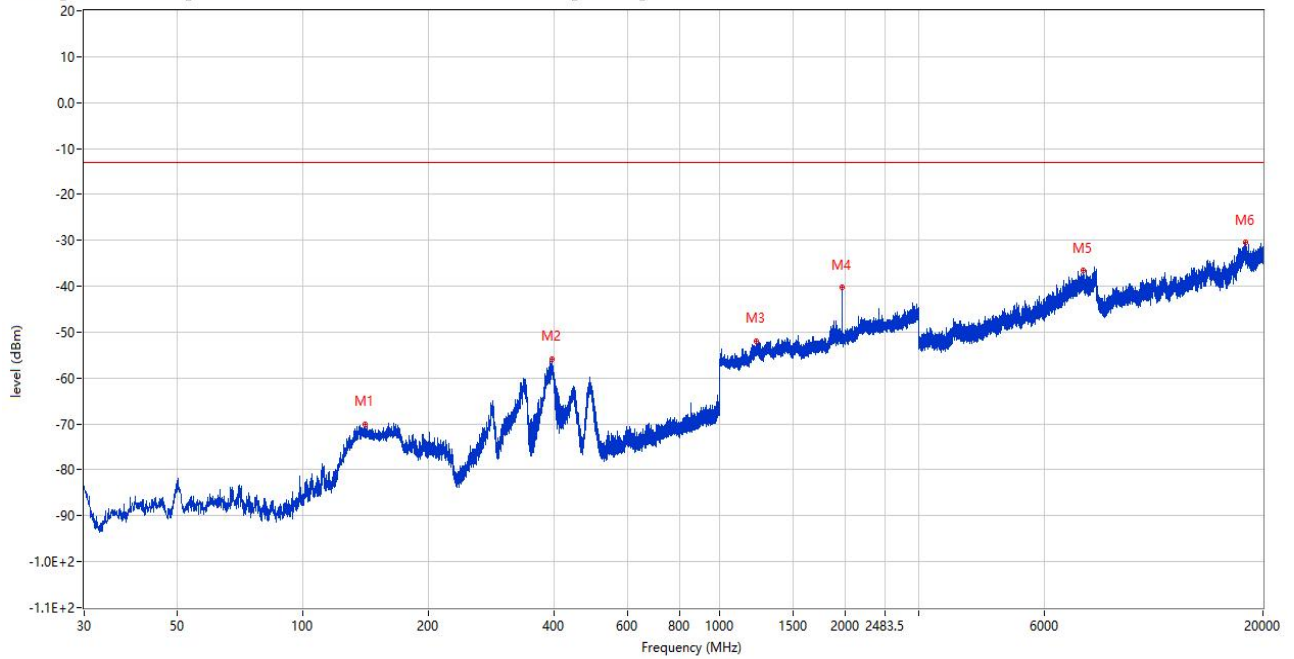


Frequency (MHz)	Result (dBm)	Factor (dB)	Limit (dBm)	Margin (dB)	Table (o)	ANT	EUT	Verdict
66.375	-79.67	-17.66	-13.0	66.67	23.00	Vertical	Vertical	Pass
409.610	-73.86	-9.42	-13.0	60.86	80.00	Vertical	Vertical	Pass
1207.600	-51.08	-0.05	-13.0	38.08	178.00	Vertical	Vertical	Pass
2132.300	-27.85	3.98	-13.0	14.85	359.00	Vertical	Vertical	N/A
5197.000	-41.50	10.84	-13.0	28.50	296.00	Vertical	Vertical	Pass
13611.525	-39.08	20.48	-13.0	26.08	357.00	Vertical	Vertical	Pass

### LTE NBIOT Band 4 BW 3.75kHz, Middle Channel

RSE-H LTE NBIOT Band 4 BW 3.75kHz CH20175

RSE (RF) FCC PART22&24&27\_GSM 1900 & CDMA BC1 & WCDMA Band 2 & LTE Band 2 & 25\_1830-1920\_30MHz-20GHz

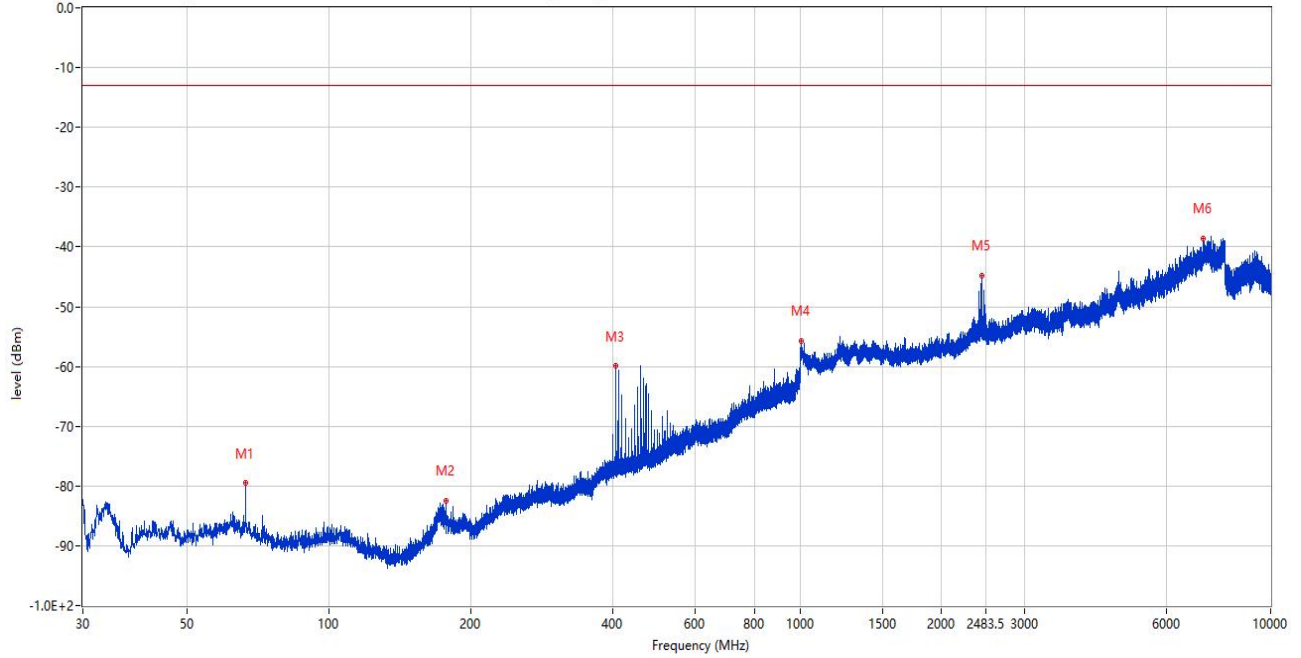


Frequency (MHz)	Result (dBm)	Factor (dB)	Limit (dBm)	Margin (dB)	Table (o)	ANT	EUT	Verdict
107.260	-81.52	-18.88	-13.0	68.52	253.00	Horizontal	Vertical	Pass
471.253	-53.93	-8.35	-13.0	40.93	8.00	Horizontal	Vertical	Pass
2132.400	-24.50	3.99	-13.0	11.50	332.00	Horizontal	Vertical	N/A
3464.750	-37.42	4.91	-13.0	24.42	74.00	Horizontal	Vertical	Pass
7752.750	-37.62	17.56	-13.0	24.62	356.00	Horizontal	Vertical	Pass

1.3 LTE NBIOT Band 5 BW 3.75khz, Middle Channel

RSE-V LTE NBIOT Band 5 BW 3.75khz CH20525

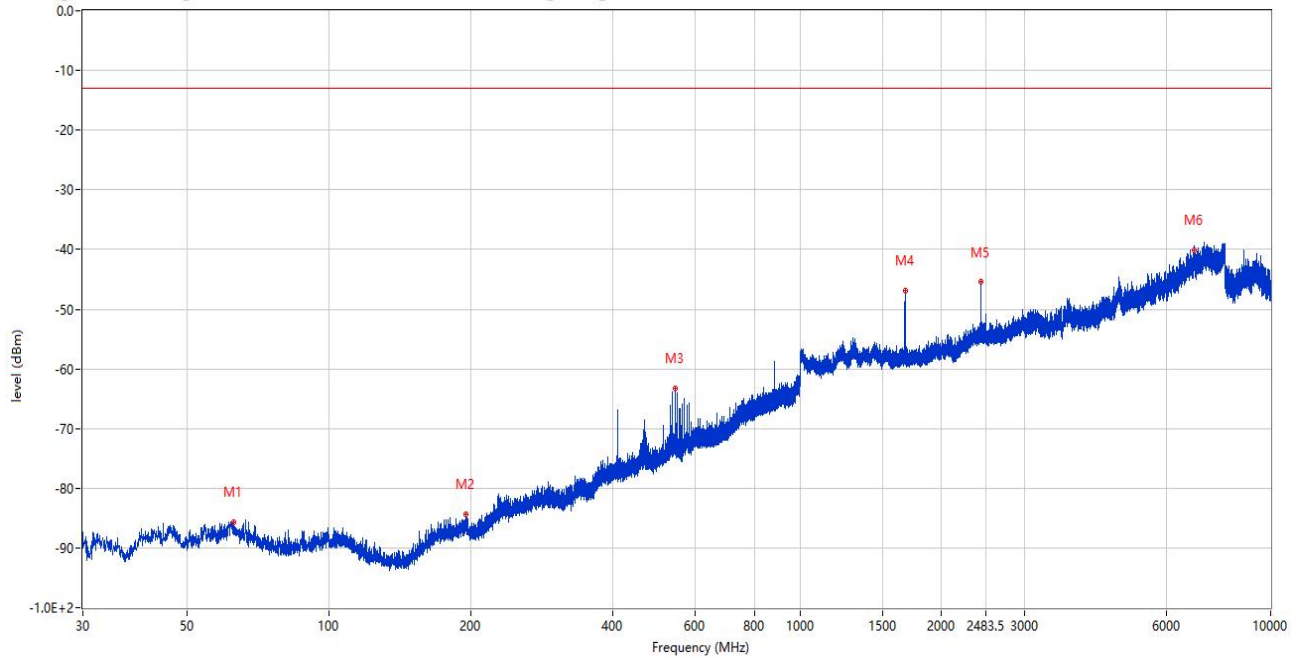
RSE (RF) \_FCC PART22&24&27\_GSM 850 & CDMA BC0 & WCDMA Band5 & LTE Band 5 & 26 \_814-849\_30MHz-10GHz



Frequency (MHz)	Result (dBm)	Factor (dB)	Limit (dBm)	Margin (dB)	Table (o)	ANT	EUT	Verdict
66.472	-79.51	-16.70	-13.0	66.51	193.00	Vertical	Vertical	Pass
177.197	-82.53	-16.56	-13.0	69.53	340.00	Vertical	Vertical	Pass
406.214	-59.98	-6.70	-13.0	46.98	86.00	Vertical	Vertical	Pass
1006.400	-55.74	-2.33	-13.0	42.74	0.00	Vertical	Vertical	Pass
2435.600	-44.82	1.17	-13.0	31.82	101.00	Vertical	Vertical	Pass
7204.250	-38.52	17.87	-13.0	25.52	87.00	Vertical	Vertical	Pass

RSE-H LTE NBIOT Band 5 BW 3.75kHz CH20525

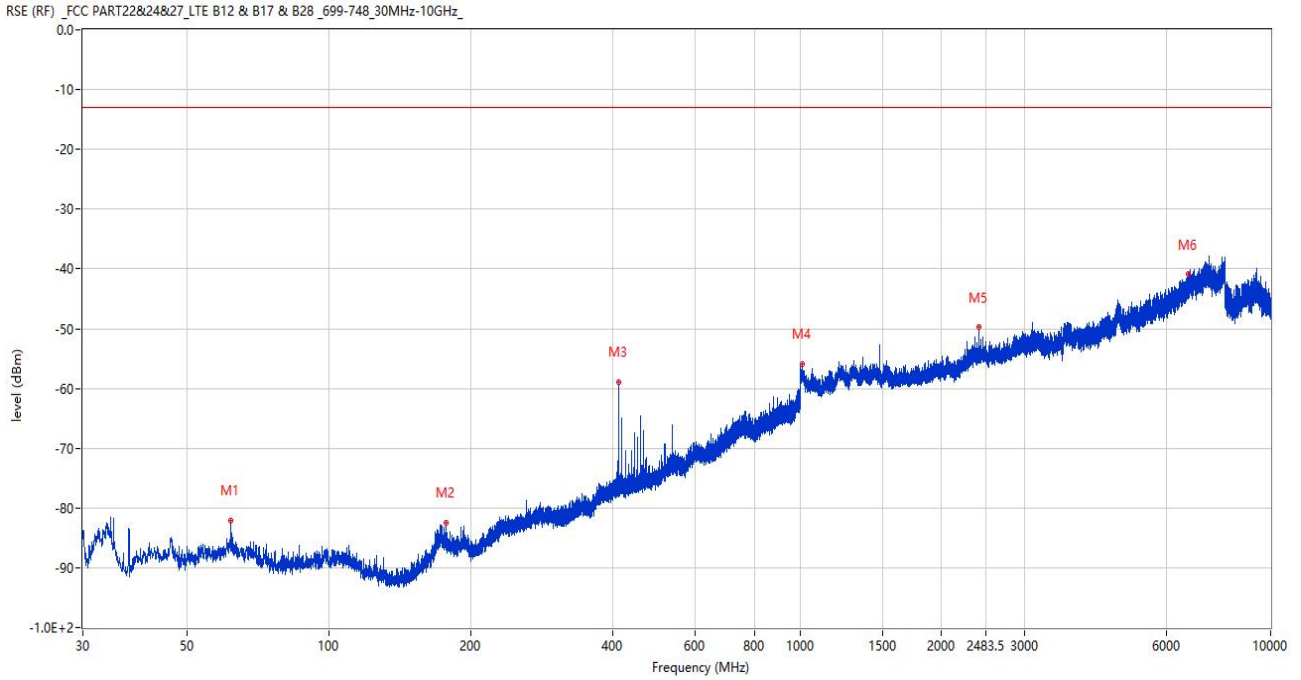
RSE (RF) \_FCC PART22&24&27\_GSM 850 & CDMA BC0 & WCDMA Band5 & LTE Band 5 & 26\_814-849\_30MHz-10GHz



Frequency (MHz)	Result (dBm)	Factor (dB)	Limit (dBm)	Margin (dB)	Table (o)	ANT	EUT	Verdict
62.641	-85.68	-15.42	-13.0	72.68	342.00	Horizontal	Vertical	Pass
195.191	-84.32	-15.01	-13.0	71.32	320.00	Horizontal	Vertical	Pass
542.742	-63.19	-2.43	-13.0	50.19	338.00	Horizontal	Vertical	Pass
1672.800	-48.57	-3.67	-13.0	35.57	5.00	Horizontal	Vertical	Pass
2420.100	-45.41	1.23	-13.0	32.41	352.00	Horizontal	Vertical	Pass
6879.000	-40.04	16.74	-13.0	27.04	342.00	Horizontal	Vertical	Pass

1.4 LTE NBIOT Band 12 BW 3.75khz, Middle Channel

RSE-V LTE NBIOT Band 12 BW 3.75khz CH23095

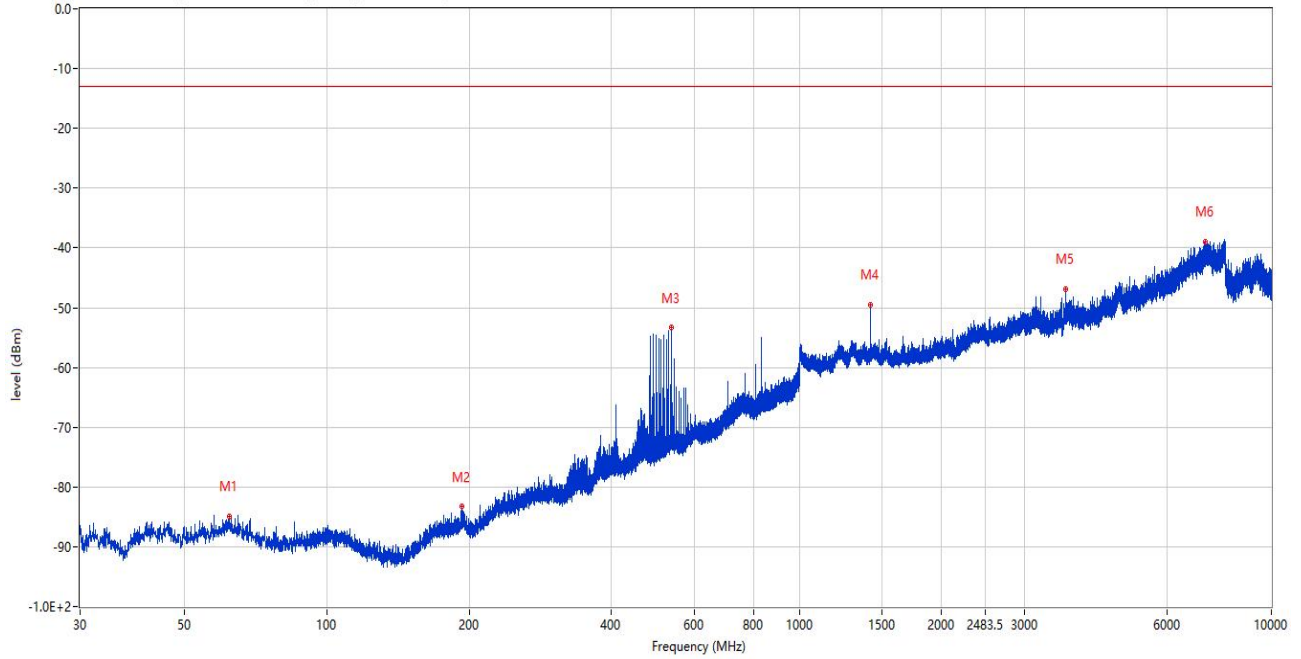


Frequency (MHz)	Result (dBm)	Factor (dB)	Limit (dBm)	Margin (dB)	Table (o)	ANT	EUT	Verdict
61.816	-82.04	-15.18	-13.0	69.04	140.00	Vertical	Vertical	Pass
177.634	-82.41	-16.44	-13.0	69.41	312.00	Vertical	Vertical	Pass
412.762	-58.91	-6.44	-13.0	45.91	122.00	Vertical	Vertical	Pass
1010.300	-55.93	-2.28	-13.0	42.93	305.00	Vertical	Vertical	Pass
2401.400	-49.79	0.60	-13.0	36.79	320.00	Vertical	Vertical	Pass
6678.750	-40.80	15.59	-13.0	27.80	347.00	Vertical	Vertical	Pass



RSE-H LTE NBIOT Band 12 BW 3.75kHz CH23095

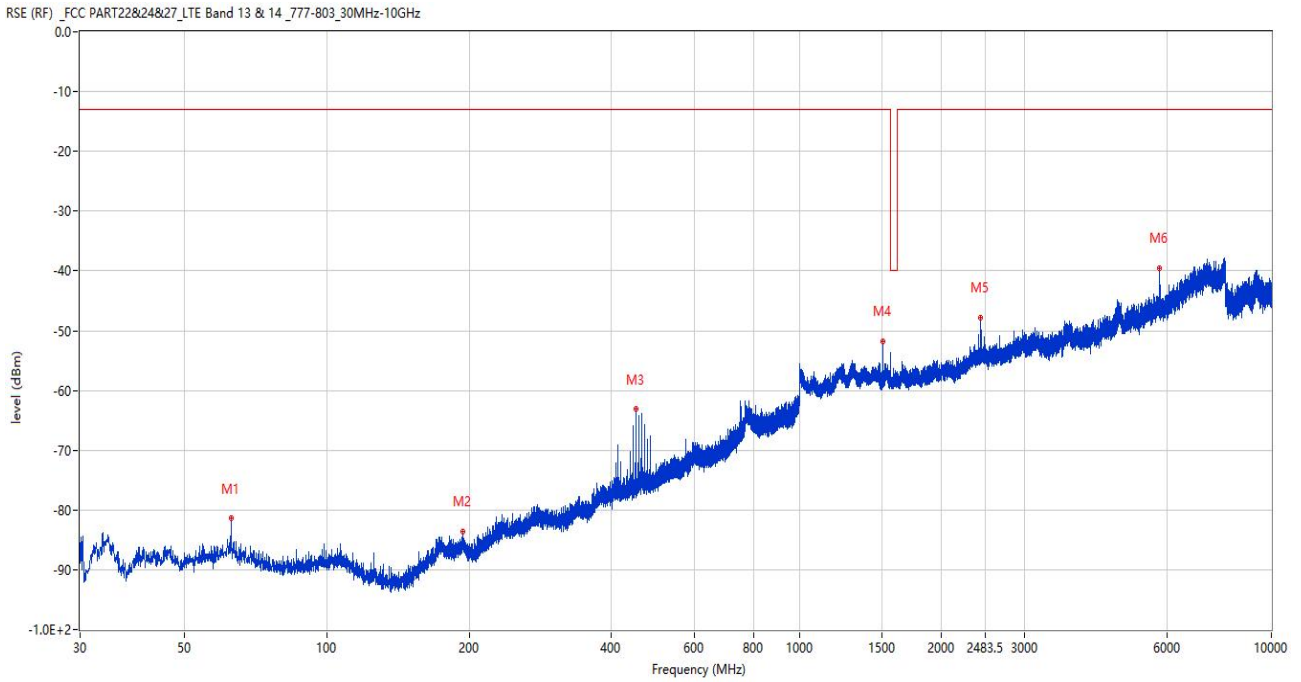
RSE (RF) \_FCC PART22&24&27\_LTE B12 & B17 & B28 \_699-748\_30MHz-10GHz\_



Frequency (MHz)	Result (dBm)	Factor (dB)	Limit (dBm)	Margin (dB)	Table (o)	ANT	EUT	Verdict
62.059	-84.97	-15.16	-13.0	71.97	24.00	Horizontal	Vertical	Pass
193.008	-83.25	-15.10	-13.0	70.25	348.00	Horizontal	Vertical	Pass
536.243	-53.37	-2.65	-13.0	40.37	143.00	Horizontal	Vertical	Pass
1414.800	-49.48	-3.54	-13.0	36.48	136.00	Horizontal	Vertical	Pass
3664.000	-46.87	8.28	-13.0	33.87	256.00	Horizontal	Vertical	Pass
7261.250	-38.97	17.40	-13.0	25.97	201.00	Horizontal	Vertical	Pass

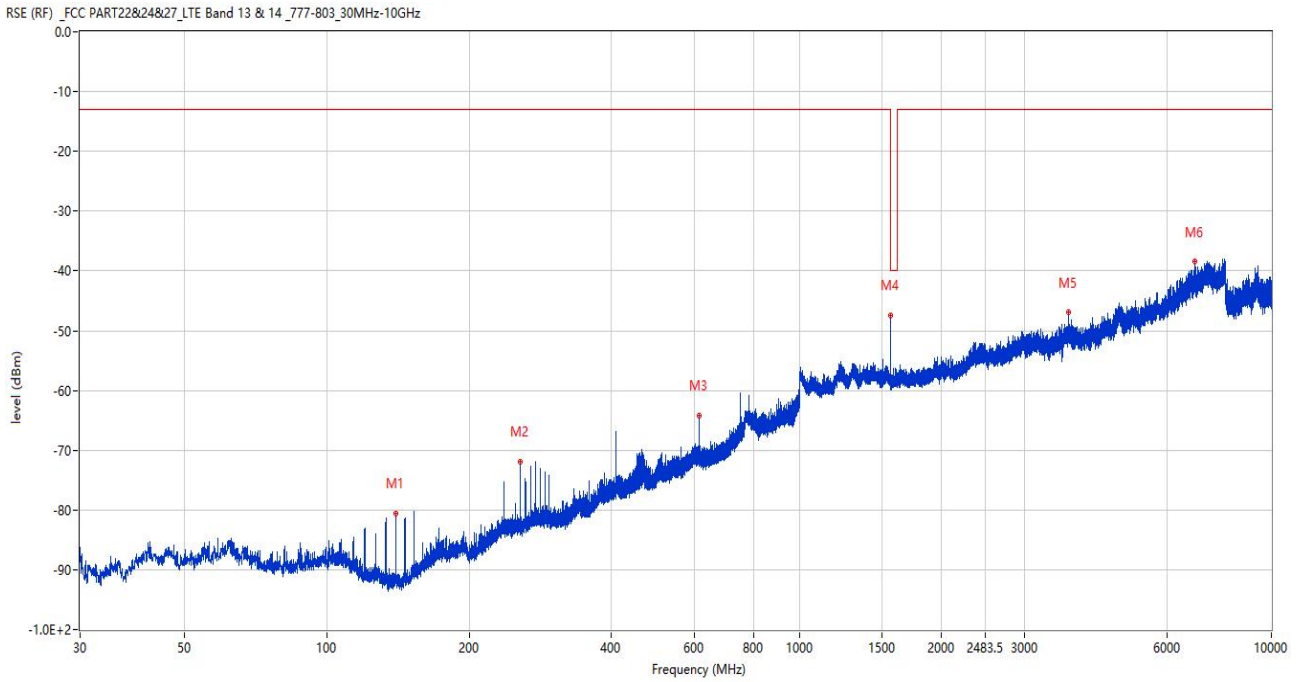
1.5 LTE NBIOT Band 13 BW 3.75khz, Middle Channel

RSE-V LTE NBIOT Band 13 BW 3.75khz CH23230



Frequency (MHz)	Result (dBm)	Factor (dB)	Limit (dBm)	Margin (dB)	Table (o)	ANT	EUT	Verdict
62.592	-81.36	-15.38	-13.0	68.36	140.00	Vertical	Vertical	Pass
193.930	-83.65	-15.05	-13.0	70.65	331.00	Vertical	Vertical	Pass
451.756	-63.09	-5.90	-13.0	50.09	331.00	Vertical	Vertical	Pass
1502.000	-51.88	-3.80	-13.0	38.88	40.00	Vertical	Vertical	Pass
2421.000	-47.81	1.24	-13.0	34.81	124.00	Vertical	Vertical	Pass
5800.750	-39.57	11.60	-13.0	26.57	109.00	Vertical	Vertical	Pass

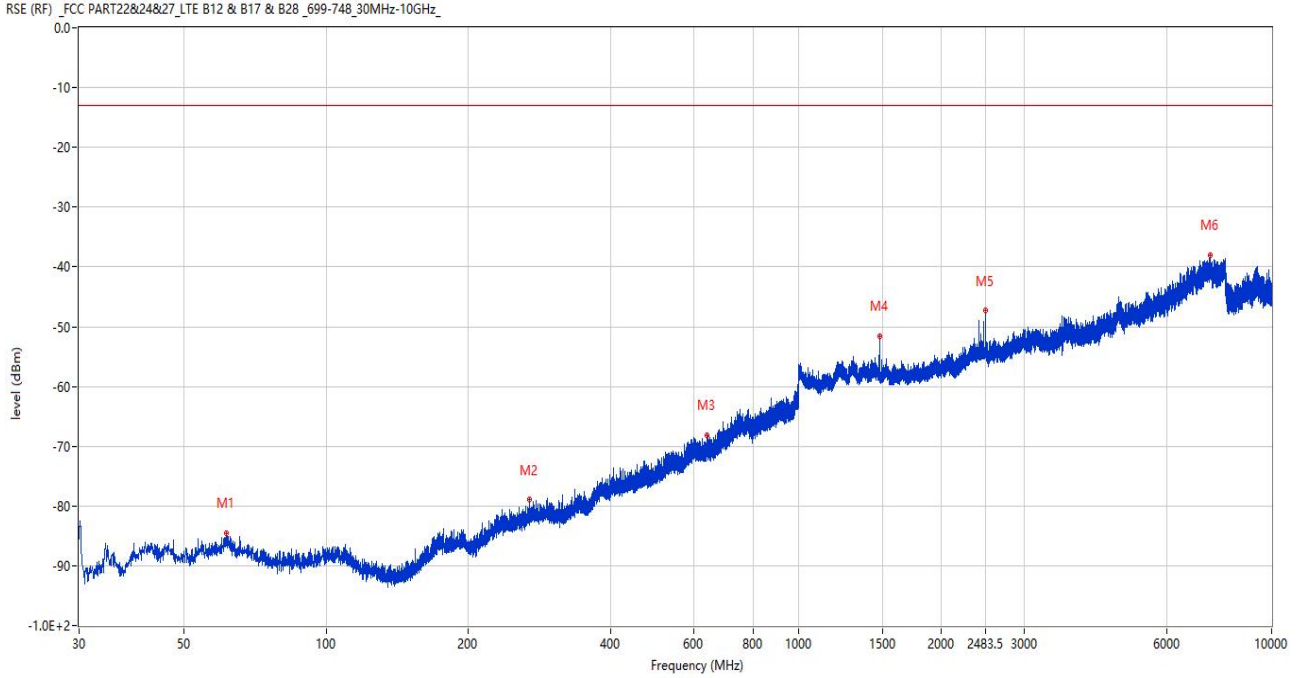
RSE-H LTE NB-IOT Band 13 BW 3.75kHz CH23230



Frequency (MHz)	Result (dBm)	Factor (dB)	Limit (dBm)	Margin (dB)	Table (o)	ANT	EUT	Verdict
139.755	-80.55	-21.12	-13.0	67.55	0.00	Horizontal	Vertical	Pass
256.786	-71.91	-11.91	-13.0	58.91	201.00	Horizontal	Vertical	Pass
614.377	-64.21	-0.80	-13.0	51.21	204.00	Horizontal	Vertical	Pass
1563.800	-47.47	-4.11	-40.0	7.47	358.00	Horizontal	Vertical	Pass
3719.750	-46.90	8.73	-13.0	33.90	270.00	Horizontal	Vertical	Pass
6884.500	-38.50	16.65	-13.0	25.50	203.00	Horizontal	Vertical	Pass

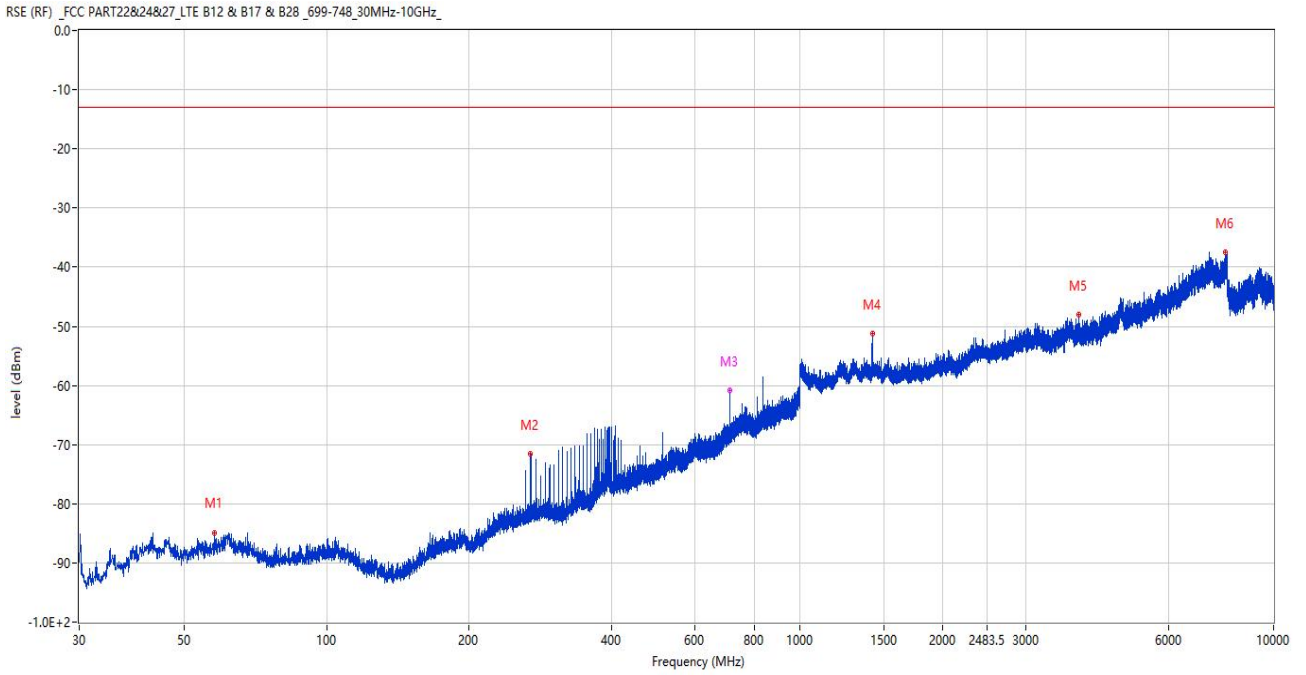
1.6 LTE NBIOT Band 17 BW 3.75kHz, Middle Channel

RSE-V LTE NBIOT Band 13 BW 3.75kHz CH23790



Frequency (MHz)	Result (dBm)	Factor (dB)	Limit (dBm)	Margin (dB)	Table (o)	ANT	EUT	Verdict
61.380	-84.51	-15.30	-13.0	71.51	345.00	Vertical	Vertical	Pass
269.736	-78.96	-10.84	-13.0	65.96	262.00	Vertical	Vertical	Pass
640.421	-68.08	-0.43	-13.0	55.08	284.00	Vertical	Vertical	Pass
1479.800	-51.55	-3.61	-13.0	38.55	50.00	Vertical	Vertical	Pass
2480.100	-47.33	0.98	-13.0	34.33	187.00	Vertical	Vertical	Pass
7409.250	-37.95	19.10	-13.0	24.95	68.00	Vertical	Vertical	Pass

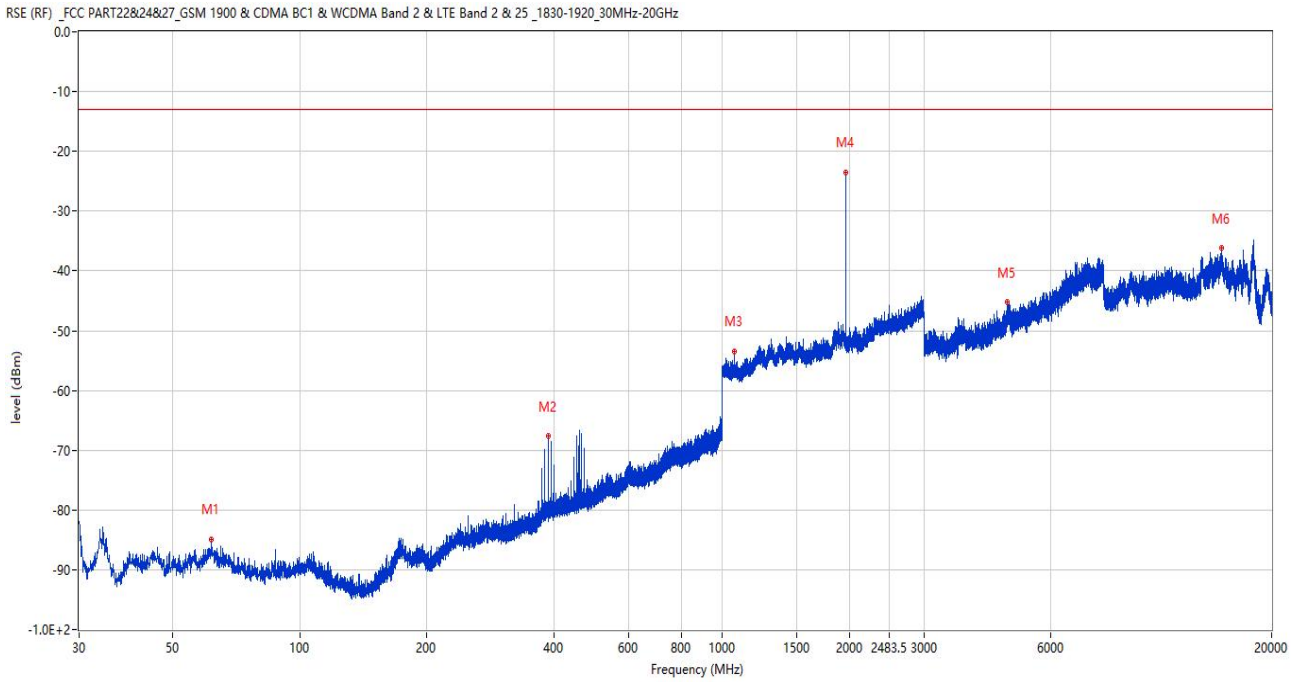
RSE-H LTE NB-IOT Band 17 BW 3.75kHz CH23790



Frequency (MHz)	Result (dBm)	Factor (dB)	Limit (dBm)	Margin (dB)	Table (o)	ANT	EUT	Verdict
57.791	-84.86	-16.51	-13.0	71.86	171.00	Horizontal	Vertical	Pass
269.736	-71.58	-10.84	-13.0	58.58	182.00	Horizontal	Vertical	Pass
709.922	-60.84	2.41	-13.0	47.84	189.00	Horizontal	Vertical	Pass
1419.800	-51.24	-3.31	-13.0	38.24	122.00	Horizontal	Vertical	Pass
3877.000	-48.06	8.77	-13.0	35.06	118.00	Horizontal	Vertical	Pass
7926.000	-37.49	19.17	-13.0	24.49	300.00	Horizontal	Vertical	Pass

### 1.7 LTE NBIOT Band 25 BW 3.75kHz, Middle Channel

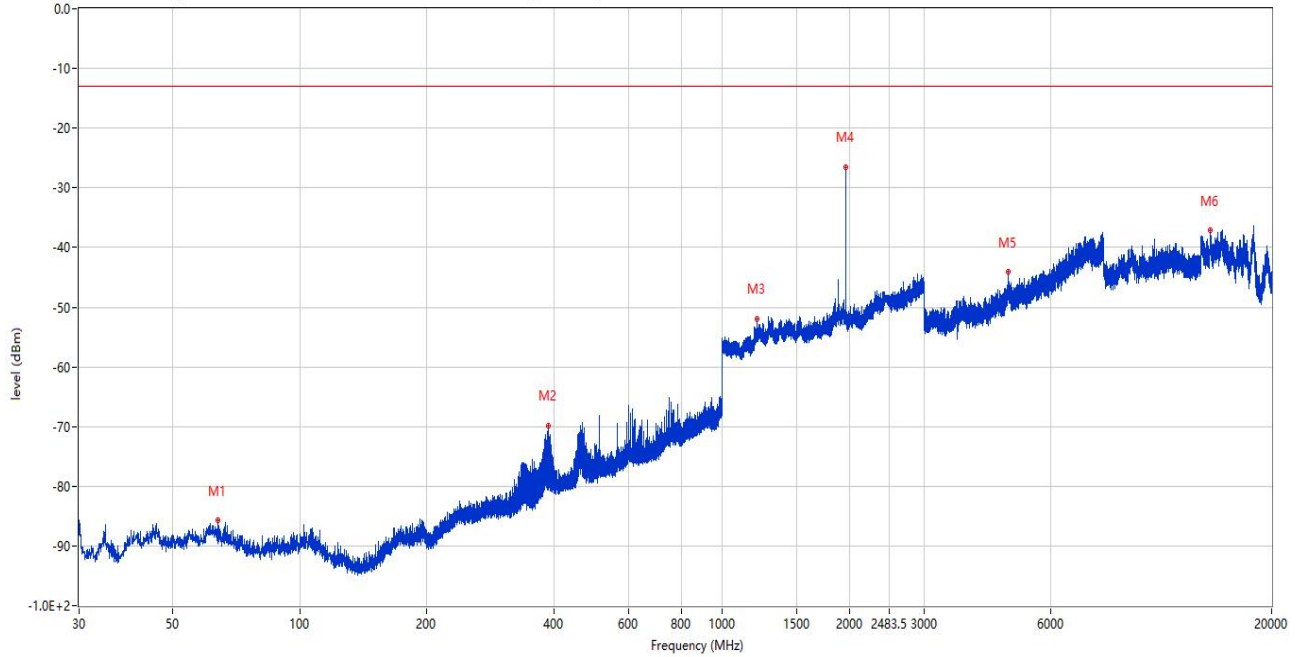
RSE-V LTE NBIOT Band 25 BW 3.75kHz CH26363



Frequency (MHz)	Result (dBm)	Factor (dB)	Limit (dBm)	Margin (dB)	Table (o)	ANT	EUT	Verdict
61.670	-84.96	-16.19	-13.0	71.96	94.00	Vertical	Vertical	Pass
386.718	-67.69	-10.00	-13.0	54.69	65.00	Vertical	Vertical	Pass
1069.300	-53.45	-1.77	-13.0	40.45	272.00	Vertical	Vertical	Pass
1962.300	-23.52	2.68	-13.0	10.52	98.00	Vertical	Vertical	N/A
4739.000	-45.27	10.84	-13.0	32.27	82.00	Vertical	Vertical	Pass
15249.200	-36.20	22.83	-13.0	23.20	360.00	Vertical	Vertical	Pass

RSE-H LTE NBIOT Band 25 BW 3.75kHz CH26363

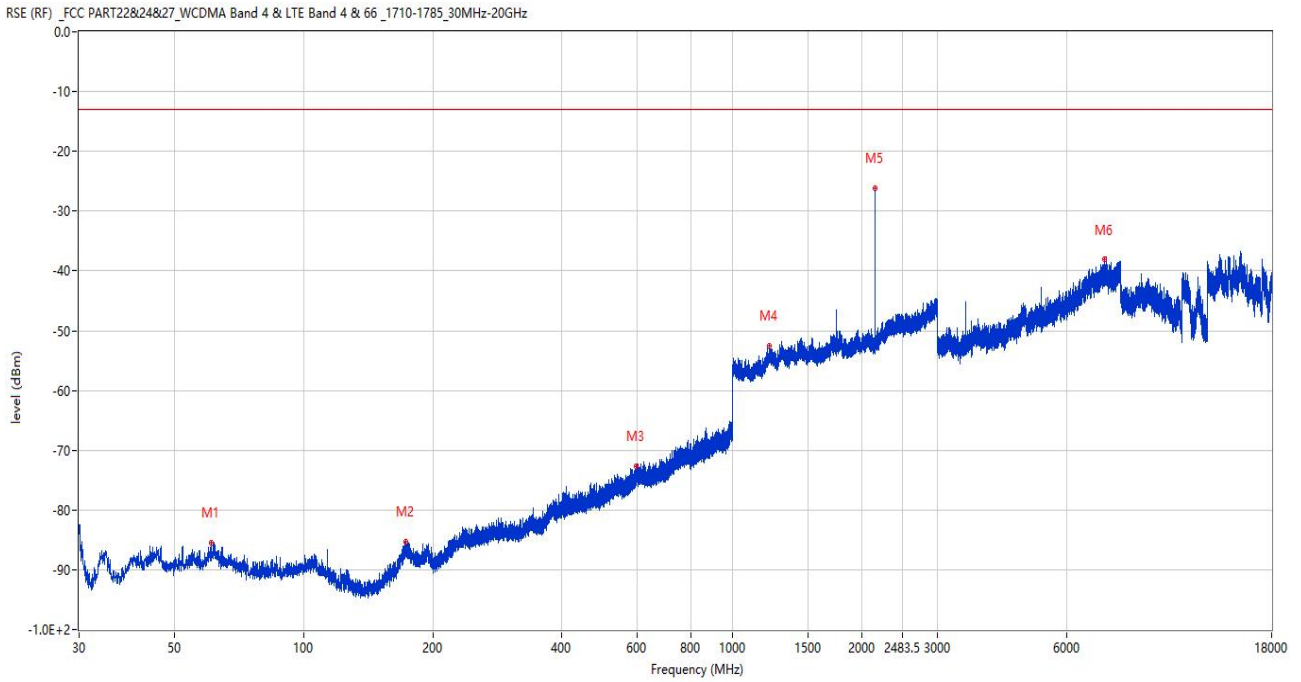
RSE (RF) \_FCC PART22&24&27\_GSM 1900 & CDMA BC1 & WCDMA Band 2 & LTE Band 2 & 25 \_1830-1920\_30MHz-20GHz



Frequency (MHz)	Result (dBm)	Factor (dB)	Limit (dBm)	Margin (dB)	Table (o)	ANT	EUT	Verdict
63.901	-85.71	-16.92	-13.0	72.71	103.00	Horizontal	Vertical	Pass
387.445	-69.85	-10.01	-13.0	56.85	199.00	Horizontal	Vertical	Pass
1207.900	-51.90	-0.04	-13.0	38.90	31.00	Horizontal	Vertical	Pass
1962.400	-26.50	2.67	-13.0	13.50	21.00	Horizontal	Vertical	N/A
4753.000	-44.09	11.20	-13.0	31.09	56.00	Horizontal	Vertical	Pass
14331.800	-37.19	22.19	-13.0	24.19	0.00	Horizontal	Vertical	Pass

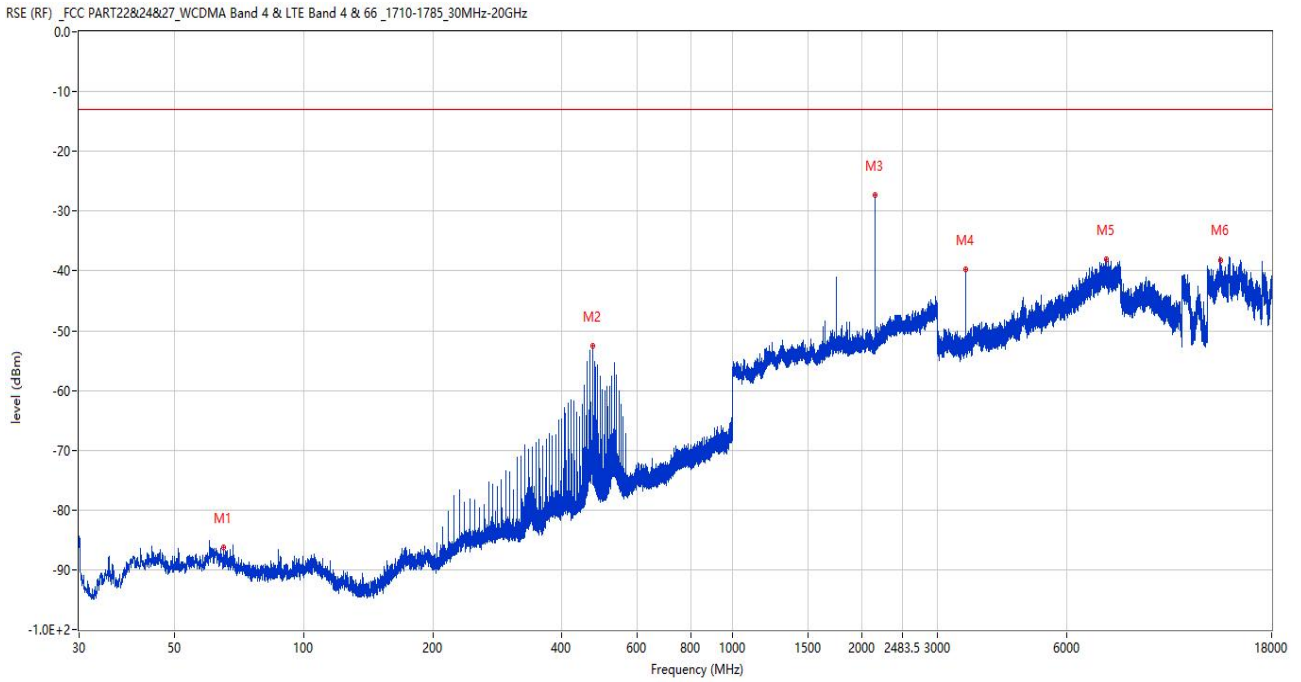
### 1.8 LTE NBIOT Band 66 BW 3.75khz, Middle Channel

RSE-V LTE NBIOT Band 66 BW 3.75khz CH132322



Frequency (MHz)	Result (dBm)	Factor (dB)	Limit (dBm)	Margin (dB)	Table (o)	ANT	EUT	Verdict
60.895	-85.47	-16.40	-13.0	72.47	263.00	Vertical	Vertical	Pass
173.027	-85.27	-18.67	-13.0	72.27	0.00	Vertical	Vertical	Pass
596.334	-72.64	-4.41	-13.0	59.64	245.00	Vertical	Vertical	Pass
1215.800	-52.57	0.10	-13.0	39.57	0.00	Vertical	Vertical	Pass
2144.900	-26.11	4.50	-13.0	13.11	194.00	Vertical	Vertical	N/A
7341.250	-38.05	17.70	-13.0	25.05	48.00	Vertical	Vertical	Pass



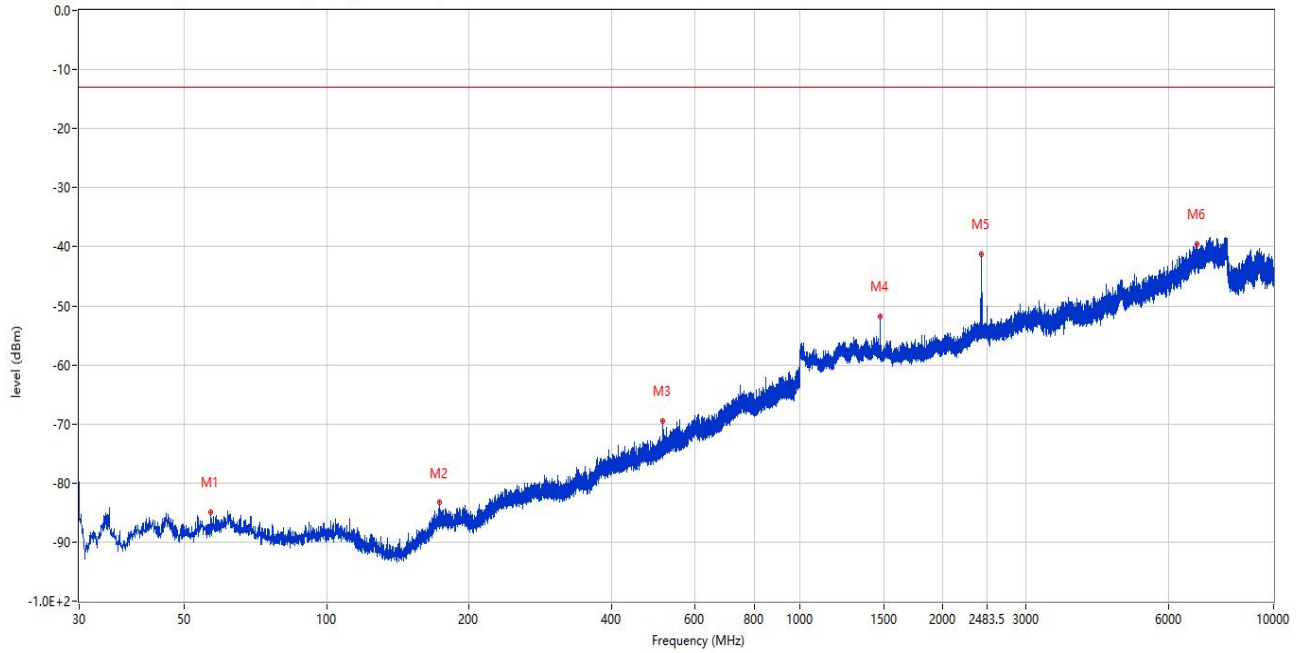


Frequency (MHz)	Result (dBm)	Factor (dB)	Limit (dBm)	Margin (dB)	Table (o)	ANT	EUT	Verdict
65.211	-86.28	-17.40	-13.0	73.28	147.00	Horizontal	Vertical	Pass
471.253	-52.64	-8.35	-13.0	39.64	61.00	Horizontal	Vertical	Pass
2144.900	-27.35	4.50	-13.0	14.35	44.00	Horizontal	Vertical	N/A
3489.750	-39.83	5.55	-13.0	26.83	83.00	Horizontal	Vertical	Pass
7410.750	-38.08	19.08	-13.0	25.08	102.00	Horizontal	Vertical	Pass
13669.276	-38.21	21.12	-13.0	25.21	347.00	Horizontal	Vertical	Pass

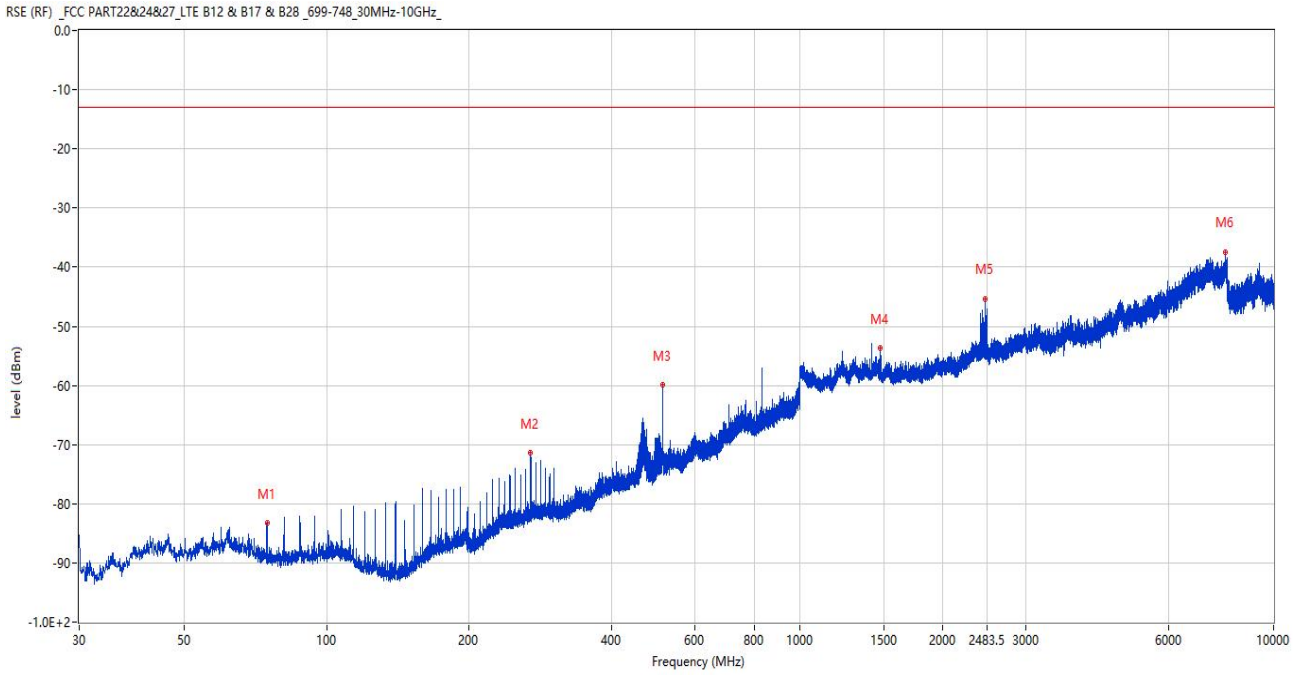
### 1.9 LTE NBIOT Band 85 BW 3.75kHz, Middle Channel

RSE-V LTE NBIOT Band 85 BW 3.75kHz CH134003

RSE (RF) \_FCC PART22&24&27\_LTE B12 & B17 & B28 \_699-748\_30MHz-10GHz\_



Frequency (MHz)	Result (dBm)	Factor (dB)	Limit (dBm)	Margin (dB)	Table (o)	ANT	EUT	Verdict
56.966	-85.01	-16.45	-13.0	72.01	90.00	Vertical	Vertical	Pass
172.930	-83.31	-16.88	-13.0	70.31	233.00	Vertical	Vertical	Pass
511.993	-69.43	-3.81	-13.0	56.43	360.00	Vertical	Vertical	Pass
1474.100	-51.79	-3.38	-13.0	38.79	237.00	Vertical	Vertical	Pass
2413.500	-41.24	0.97	-13.0	28.24	166.00	Vertical	Vertical	Pass
6880.000	-39.58	16.73	-13.0	26.58	54.00	Vertical	Vertical	Pass



Frequency (MHz)	Result (dBm)	Factor (dB)	Limit (dBm)	Margin (dB)	Table (o)	ANT	EUT	Verdict
74.766	-83.28	-18.29	-13.0	70.28	0.00	Horizontal	Vertical	Pass
269.687	-71.45	-10.85	-13.0	58.45	0.00	Horizontal	Vertical	Pass
511.993	-59.94	-3.81	-13.0	46.94	95.00	Horizontal	Vertical	Pass
1474.000	-53.73	-3.38	-13.0	40.73	277.00	Horizontal	Vertical	Pass
2460.900	-45.39	1.03	-13.0	32.39	83.00	Horizontal	Vertical	Pass
7910.000	-37.57	19.35	-13.0	24.57	18.00	Horizontal	Vertical	Pass