

TEST REPORT

Application No.: BTEK240313005AE
Version Number: V0
Applicant: Shenzhen Ampere Time Digital Energy Technology Co., Ltd.
Address of Applicant: 1908B-1, Bd 2, Jingji Yujing Times Bd, Longcheng St Longgang Dt, Shenzhen
Manufacturer: Shenzhen Ampere Time Digital Energy Technology Co., Ltd.
Address of Manufacturer: 1908B-1, Bd 2, Jingji Yujing Times Bd, Longcheng St Longgang Dt, Shenzhen
Factory: Shenzhen Ampere Time Digital Energy Technology Co., Ltd.
Address of Factory: 1908B-1, Bd 2, Jingji Yujing Times Bd, Longcheng St Longgang Dt, Shenzhen


Equipment Under Test (EUT):

EUT Name: Starrysea 12.8V100Ah BT LiFePO4 Battery
Model No.: 12.8V100Ah BT, 12.8V 100Ah HBT, 12.8V 100Ah, 12.8V 100Ah Group24, 12.8V100Ah Plus, 12.8V100Ah Mini, 12.8V100Ah H190, 12.8V100Ah LTCP, 12.8V100Ah TM, 12.8V100Ah Self-Heating, 12.8V100Ah Pro, 12.8V100Ah Smart, 12.8V 100Ah Max
Please refer to section 2 of this report which indicates which model was actually tested and which were electrically identical.

Trade Mark: Starrysea
Standard(s) : 47 CFR Part 2 Subpart J Section 2.1091
Date of Receipt: 2024-03-27
Date of Test: 2024-03-27 to 2024-04-03
Date of Issue: 2024-04-08

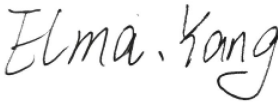
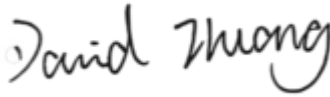
Test Result:	Pass*
---------------------	--------------

* In the configuration tested, the EUT complied with the standards specified above.


Damon Su
EMC Laboratory Manager



Revision Record				
Version	Chapter	Date	Modifier	Remark
V0		2024-04-08		Original

Authorized for issue by:			
			
		<hr/>	
		Elma yang /Project Engineer	
			
		<hr/>	
		David Zhuang /Reviewer	



2 Contents

	Page
1 Cover Page	1
2 Contents	3
3 General Information	4
3.1 Details of E.U.T.....	4
3.2 Description of Support Units.....	4
3.3 Test Location.....	4
3.4 Deviation from Standards.....	4
3.5 Abnormalities from Standard Conditions.....	4
4 Test Requirement	5
4.1 Assessment Result.....	5



General Information

3.1 Details of E.U.T.

Power supply:	Operating Voltage: 12.8V 100A Charging Voltage: 14.4V±0.2V
Test Voltage:	N/A
Cable(s):	/
Frequency Range:	2402MHz to 2480MHz
Bluetooth Version:	Bluetooth 5.0
Modulation Type:	GFSK
Number of Channels:	40
Antenna Type:	PCB Antenna
Antenna Gain:	1.2 dBi
Remark: The information in this section is provided by the applicant or manufacturer, BANTEK is not liable to the accuracy, suitability, reliability or/and integrity of the information.	

3.2 Description of Support Units

Description	Manufacturer	Model No.	Serial No.
--	--	--	--
The EUT has been tested as an independent unit.			

3.3 Test Location

All tests were performed at:

Shenzhen BANTEK Testing Co., Ltd.,

A5&A6, Building B1&B2, No.45 Gangtou Road, Bogang Community, Shajing Street, Bao'an District, Shenzhen, Guangdong, China 518104

Tel:0755-2334 4200 Fax: 0755-2334 4200

FCC Registration Number: 264293

Designation Number: CN1356

No tests were sub-contracted.

3.4 Deviation from Standards

None

3.5 Abnormalities from Standard Conditions

None



4 Test Requirement

Test Requirement

KDB447498 D01 General RF Exposure Guidance v06, Clause 4.3.1(b)

The criteria listed in the following table shall be used to evaluate the environment impact of human exposure to radio frequency (RF) radiation as specified in 1.1307(b), Limits for Maximum Permissible Exposure (MPE),

Frequency range (MHz)	Electric field strength(V/m)	Magnetic field strength (A/m)	Power density (mW/cm ²)	Averaging time (minutes)
(A) Limits for Occupational/Controlled Exposures				
0.3–3.0	614	1.63	*(100)	6
3.0–30	1842/f	4.89/f	*(900/f ²)	6
30–300	61.4	0.163	1.0	6
300–1500	-	-	f/300	6
1500–100,000	-	-	5	6
(B) Limits for General Population/Uncontrolled Exposure				
0.3–1.34	614	1.63	*(100)	30
1.34–30	824/f	2.19/f	*(180/f ²)	30
30–300	27.5	0.073	0.2	30
300–1500	-	-	f/1500	30
1500–100,000	-	-	1.0	30

Note: f = frequency in MHz

EVALUATION METHOD

Transmission formula: $Pd = (Pout * G) / (4 * \pi * r^2)$

Where

Pd = power density in mW/cm², **Pout** = output power to antenna in mW, **G** = gain of antenna in linear scale;

Pi = 3.1416, **R** = distance between observation point and center of the radiator in cm

4.1 Assessment Result

Passed **Not Applicable**

Frequency (MHz)	Type	Conducted Power (dBm)	Maximum Tune-up (dBm)	Power Density (mW/cm ²)	Limit (mW/cm ²)	Result
2402	BLE	-1.72	-1	0.0002	1.0000	Pass

Note: The exposure evaluation safety distance is 20cm.

- End of the Report -

