



深圳市凯普深通讯科技有限公司

Shenzhen cape deep communication technology co., LTD

天线测试报告

test report

客 户：乐戴
项 目：C28
射 频：姚工
日 期：2024.03.29
版 本：01



凯普深


变更记录说明

时间	版本说明



凯普深

实验室测试环境及设备



测试项目	测试设备
S11、S12、VSWR、LOSS	网络分析仪E5071B、E5062A
Efficiency、Gain 3D Radiation Pattern	Satimo SG16暗室、GP7*4*3暗室、E5071B
TRP、TIS	Satimo SG16暗室、GP7*4*3暗室、8960、 CMW500、MT8820C、E4438C、



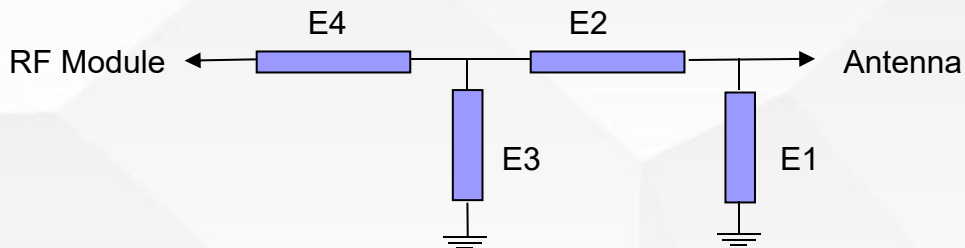
项目调试简介

整机类型	手表		
	频段信息	天线形式	
天线种类及 频段信息	天线	BT	单极
天线材质	导线		



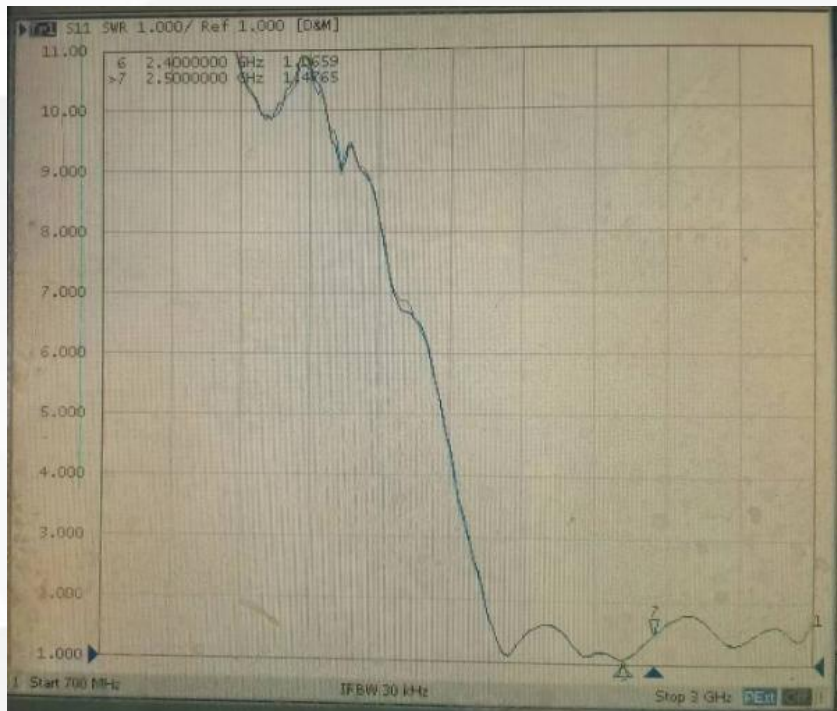
凯普深

BT 天线匹配电路



	Element	Value	附图说明
主天线	E1(0201)		主板原匹配
	E2(0201)		
	E3(0201)		

BT天线无源驻波



BT天线无源效率

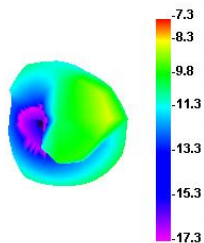
Passive Test For BT			
Freq (MHz)	Effi (%)	Effi (dB)	Gain (dBi)
2400	5.1	-12.93	-7.29
2410	4.83	-13.16	-7.31
2420	5.02	-12.99	-7.31
2430	5.17	-12.87	-7.25
2440	5.44	-12.64	-7.01
2450	5.36	-12.71	-7.24
2460	5.28	-12.77	-7.46
2470	5.04	-12.98	-7.98
2480	5.43	-12.65	-8.17
2490	6.14	-12.12	-8.13
2500	6.54	-11.85	-7.65



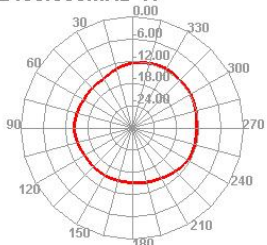
凯普深

BT 天线无源方向图


2400.000MHz



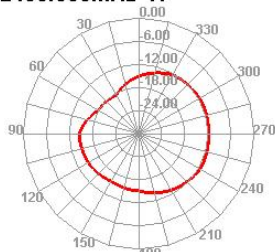
2400.000MHz H



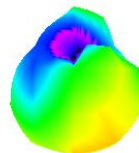
2450.000MHz



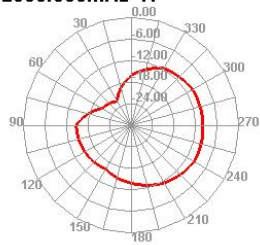
2450.000MHz H



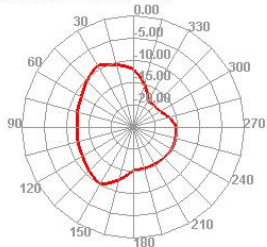
2500.000MHz



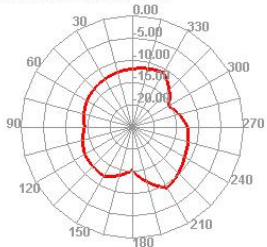
2500.000MHz H



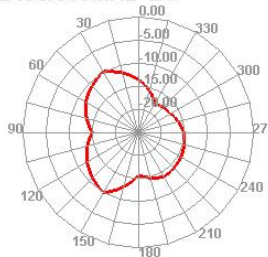
2400.000MHz E1



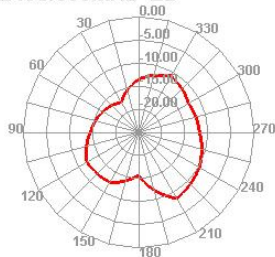
2400.000MHz E2



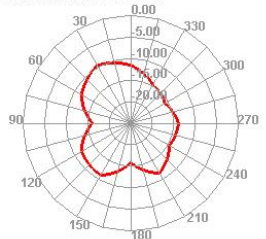
2450.000MHz E1



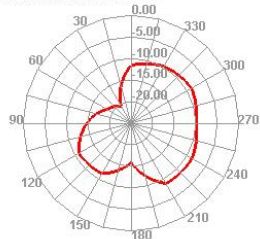
2450.000MHz E2



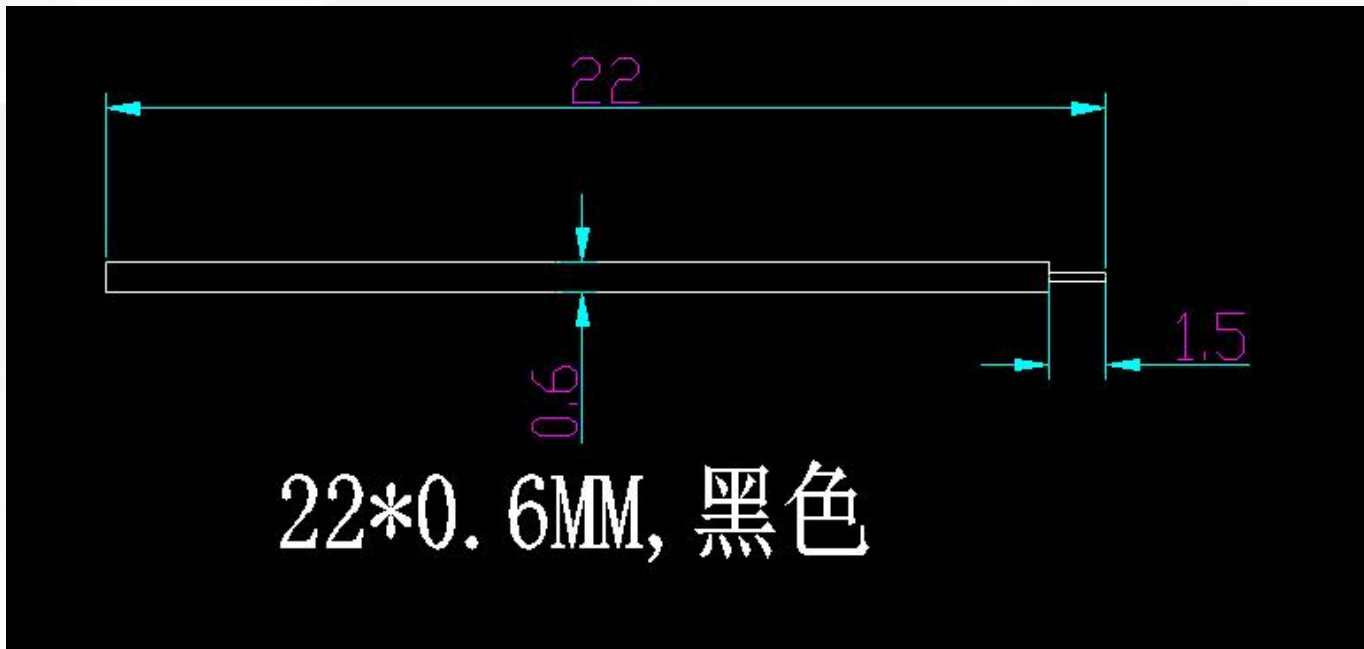
2500.000MHz E1



2500.000MHz E2



天线规格尺寸





联系方式

射频：姚工
电话：15813831561
邮箱：kpsyanfa3@szkpstx.com
地址：龙华区龙观大道440号龙城工业区御龙办公楼二楼



凯普深

THE END

感谢您的宝贵意见！