

# TEST REPORT

**Application No.:** GZCR2402000178HS  
**Applicant:** Shenzhen Wenjian Technology Co., Ltd.  
**Address of Applicant:** No. 308, Bldg 2, 1970 Science and Technology Town, No. 112, Minkang Road, Longhua District, Shenzhen, Guangdong, China  
**Manufacturer:** Zhejiang yongkang pettee industry & trade co., ltd  
**Address of Manufacturer:** No. 8 Shuangfeng Road, Qiancang Industrial Area, Yongkang City, Zhejiang Province  
**Factory:** Zhejiang yongkang pettee industry & trade co., ltd  
**Address of Factory:** No. 8 Shuangfeng Road, Qiancang Industrial Area, Yongkang City, Zhejiang Province  
**Product Name:** Bluetooth  
**Model No.:** BLE  
**Standard(s) :** 47 CFR Part 15, Subpart C 15.247  
**Date of Receipt:** 2024-02-20  
**Date of Test:** 2024-02-27 to 2024-03-01  
**Date of Issue:** 2024-04-07

**Test Result:**

**Pass\***

\* In the configuration tested, the EUT complied with the standards specified above.



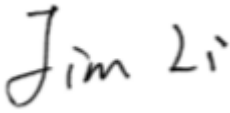

Jerry Chan  
Manager



Unless otherwise agreed in writing, this document is issued by the Company subject to its General Conditions of Service printed overleaf, available on request or accessible at <https://www.sgs.com/en/Terms-and-Conditions>. Attention is drawn to the limitation of liability, indemnification and jurisdiction issues defined therein. Any holder of this document is advised that information contained hereon reflects the Company's findings at the time of its intervention only and within the limits of Client's instructions, if any. The Company's sole responsibility is to its Client and this document does not exonerate parties to a transaction from exercising all their rights and obligations under the transaction documents. This document cannot be reproduced except in full, without prior written approval of the Company. Any unauthorized alteration, forgery or falsification of the content or appearance of this document is unlawful and offenders may be prosecuted to the fullest extent of the law. Unless otherwise stated the results shown in this test report refer only to the sample(s) tested and such sample(s) are retained for 30 days only.

Attention: To check the authenticity of testing /inspection report & certificate, please contact us at telephone: (86-755) 8307 1443, or email: [CN.Doccheck@sgs.com](mailto:CN.Doccheck@sgs.com)

| Revision Record |                  |            |          |
|-----------------|------------------|------------|----------|
| Version         | Report No.       | Date       | Remark   |
| 01              | GZCR240200017801 | 2024-04-07 | Original |
|                 |                  |            |          |
|                 |                  |            |          |

| Authorized for issue by |  |   |  |
|-------------------------|--|---|--|
|                         |  |  |  |
|                         |  | <hr/> <b>Jim Li/Project Engineer</b>  |  |
|                         |  |  |  |
|                         |  | <hr/> <b>Vico Cui/Reviewer</b>  |  |



Unless otherwise agreed in writing, this document is issued by the Company subject to its General Conditions of Service printed overleaf, available on request or accessible at <https://www.sgs.com/en/Terms-and-Conditions>. Attention is drawn to the limitation of liability, indemnification and jurisdiction issues defined therein. Any holder of this document is advised that information contained hereon reflects the Company's findings at the time of its intervention only and within the limits of Client's instructions, if any. The Company's sole responsibility is to its Client and this document does not exonerate parties to a transaction from exercising all their rights and obligations under the transaction documents. This document cannot be reproduced except in full, without prior written approval of the Company. Any unauthorized alteration, forgery or falsification of the content or appearance of this document is unlawful and offenders may be prosecuted to the fullest extent of the law. Unless otherwise stated the results shown in this test report refer only to the sample(s) tested and such sample(s) are retained for 30 days only.

Attention: To check the authenticity of testing /inspection report & certificate, please contact us at telephone: (86-755) 8307 1443, or email: CN.Doccheck@sgs.com

## 2 Test Summary

| Radio Spectrum Technical Requirement   |                                  |        |   |        |
|--|----------------------------------|--------|---|--------|
| Item   | Standard                         | Method | Requirement                                     | Result |
| Antenna Requirement  | 47 CFR Part 15, Subpart C 15.247 | N/A    | 47 CFR Part 15, Subpart C 15.203 & 15.247(b)(4) | Pass   |
| Other requirements<br>Frequency Hopping<br>Spread Spectrum<br>System Hopping<br>Sequence |                                  | N/A    | 47 CFR Part 15, Subpart C 15.247(a)(1),(g),(h)  | Pass   |

| Radio Spectrum Matter Part                            |                                  |                                    |   |        |
|---|----------------------------------|------------------------------------|---|--------|
| Item  | Standard                         | Method                             | Requirement                               | Result |
| Conducted Emissions at AC Power Line (150kHz-30MHz)   | 47 CFR Part 15, Subpart C 15.247 | ANSI C63.10 (2013) Section 6.2     | 47 CFR Part 15, Subpart C 15.207          | Pass   |
| Conducted Peak Output Power                           |                                  | ANSI C63.10 (2013) Section 7.8.5   | 47 CFR Part 15, Subpart C 15.247(b)(1)    | Pass   |
| 20dB Bandwidth  |                                  | ANSI C63.10 (2013) Section 7.8.7   | 47 CFR Part 15, Subpart C 15.247(a)(1)    | Pass   |
| Carrier Frequencies Separation                        |                                  | ANSI C63.10 (2013) Section 7.8.2   | 47 CFR Part 15, Subpart C 15.247a(1)      | Pass   |
| Hopping Channel Number                                |                                  | ANSI C63.10 (2013) Section 7.8.3   | 47 CFR Part 15, Subpart C 15.247a(1)(iii) | Pass   |
| Dwell Time  |                                  | ANSI C63.10 (2013) Section 7.8.4   | 47 CFR Part 15, Subpart C 15.247a(1)(iii) | Pass   |
| Conducted Band Edges Measurement                      |                                  | ANSI C63.10 (2013) Section 7.8.6   | 47 CFR Part 15, Subpart C 15.247(d)       | Pass   |
| Conducted Spurious Emissions                          |                                  | ANSI C63.10 (2013) Section 7.8.8   | 47 CFR Part 15, Subpart C 15.247(d)       | Pass   |
| Radiated Emissions which fall in the restricted bands |                                  | ANSI C63.10 (2013) Section 6.10.5  | 47 CFR Part 15, Subpart C 15.205 & 15.209 | Pass   |
| Radiated Spurious Emissions Below 1GHz                |                                  | ANSI C63.10 (2013) Section 6.4,6.5 | 47 CFR Part 15, Subpart C 15.205 & 15.209 | Pass   |
| Radiated Spurious Emissions Above 1GHz                |                                  | ANSI C63.10 (2013) Section 6.6     | 47 CFR Part 15, Subpart C 15.205 & 15.209 | Pass   |

**Note:**

E.U.T./EUT means Equipment Under Test.

Pass means the test result passed the test standard requirement, please find the detailed decision rule in the report relative section.



Unless otherwise agreed in writing, this document is issued by the Company subject to its General Conditions of Service printed overleaf, available on request or accessible at <https://www.sgs.com/en/Terms-and-Conditions>. Attention is drawn to the limitation of liability, indemnification and jurisdiction issues defined therein. Any holder of this document is advised that information contained hereon reflects the Company's findings at the time of its intervention only and within the limits of Client's instructions, if any. The Company's sole responsibility is to its Client and this document does not exonerate parties to a transaction from exercising all their rights and obligations under the transaction documents. This document cannot be reproduced except in full, without prior written approval of the Company. Any unauthorized alteration, forgery or falsification of the content or appearance of this document is unlawful and offenders may be prosecuted to the fullest extent of the law. Unless otherwise stated the results shown in this test report refer only to the sample(s) tested and such sample(s) are retained for 30 days only.

Attention: To check the authenticity of testing /inspection report & certificate, please contact us at telephone: (86-755) 8307 1443, or email: CN.Doccheck@sgs.com

### 3 Contents

|  | Page      |
|--|-----------|
| <b>1 Cover Page</b> .....  | <b>1</b>  |
| <b>2 Test Summary</b> .....  | <b>3</b>  |
| <b>3 Contents</b> .....  | <b>4</b>  |
| <b>4 General Information</b> .....   | <b>6</b>  |
| 4.1 Details of E.U.T. ....   | 6         |
| 4.2 Description of Support Units .....   | 6         |
| 4.3 Measurement Uncertainty .....  | 6         |
| 4.4 Test Location.....   | 7         |
| 4.5 Test Facility .....  | 7         |
| 4.6 Deviation from Standards.....  | 7         |
| 4.7 Abnormalities from Standard Conditions .....                                       | 7         |
| <b>5 Equipment List</b> .....  | <b>8</b>  |
| <b>6 Radio Spectrum Technical Requirement</b> .....                                    | <b>12</b> |
| 6.1 Antenna Requirement .....  | 12        |
| 6.1.1 Test Requirement: .....  | 12        |
| 6.1.2 Conclusion .....   | 12        |
| 6.2 Other requirements Frequency Hopping Spread Spectrum System Hopping Sequence ..... | 13        |
| 6.2.1 Test Requirement: .....  | 13        |
| 6.2.2 Conclusion .....   | 13        |
| <b>7 Radio Spectrum Matter Test Results</b> .....                                      | <b>15</b> |
| 7.1 Conducted Emissions at AC Power Line (150kHz-30MHz).....                           | 15        |
| 7.1.1 E.U.T. Operation .....   | 15        |
| 7.1.2 Test Mode Description .....  | 15        |
| 7.1.3 Test Setup Diagram.....  | 16        |
| 7.1.4 Measurement Procedure and Data.....  | 16        |
| 7.2 Conducted Peak Output Power.....   | 19        |
| 7.2.1 E.U.T. Operation .....   | 19        |
| 7.2.2 Test Mode Description .....  | 19        |
| 7.2.3 Test Setup Diagram .....   | 20        |
| 7.2.4 Measurement Procedure and Data.....  | 20        |
| 7.3 20dB Bandwidth .....   | 21        |
| 7.3.1 E.U.T. Operation .....   | 21        |
| 7.3.2 Test Mode Description .....  | 21        |
| 7.3.3 Test Setup Diagram .....   | 21        |
| 7.3.4 Measurement Procedure and Data.....  | 21        |
| 7.4 Carrier Frequencies Separation .....   | 22        |
| 7.4.1 E.U.T. Operation .....   | 22        |
| 7.4.2 Test Mode Description .....  | 22        |
| 7.4.3 Test Setup Diagram .....   | 22        |
| 7.4.4 Measurement Procedure and Data.....  | 22        |
| 7.5 Hopping Channel Number.....  | 23        |



Unless otherwise agreed in writing, this document is issued by the Company subject to its General Conditions of Service printed overleaf, available on request or accessible at <https://www.sgs.com/en/Terms-and-Conditions>. Attention is drawn to the limitation of liability, indemnification and jurisdiction issues defined therein. Any holder of this document is advised that information contained hereon reflects the Company's findings at the time of its intervention only and within the limits of Client's instructions, if any. The Company's sole responsibility is to its Client and this document does not exonerate parties to a transaction from exercising all their rights and obligations under the transaction documents. This document cannot be reproduced except in full, without prior written approval of the Company. Any unauthorized alteration, forgery or falsification of the content or appearance of this document is unlawful and offenders may be prosecuted to the fullest extent of the law. Unless otherwise stated the results shown in this test report refer only to the sample(s) tested and such sample(s) are retained for 30 days only.

Attention: To check the authenticity of testing /inspection report & certificate, please contact us at telephone: (86-755) 8307 1443, or email: CN.Doccheck@sgs.com

- 7.5.1 E.U.T. Operation .....23
- 7.5.2 Test Mode Description .....23
- 7.5.3 Test Setup Diagram .....23
- 7.5.4 Measurement Procedure and Data.....23
- 7.6 Dwell Time.....24
  - 7.6.1 E.U.T. Operation .....24
  - 7.6.2 Test Mode Description .....24
  - 7.6.3 Test Setup Diagram .....24
  - 7.6.4 Measurement Procedure and Data.....24
- 7.7 Conducted Band Edges Measurement .....25
  - 7.7.1 E.U.T. Operation .....25
  - 7.7.2 Test Mode Description .....25
  - 7.7.3 Test Setup Diagram .....25
  - 7.7.4 Measurement Procedure and Data.....25
- 7.8 Conducted Spurious Emissions .....26
  - 7.8.1 E.U.T. Operation .....26
  - 7.8.2 Test Mode Description .....26
  - 7.8.3 Test Setup Diagram .....26
  - 7.8.4 Measurement Procedure and Data.....26
- 7.9 Radiated Emissions which fall in the restricted bands .....27
  - 7.9.1 E.U.T. Operation .....27
  - 7.9.2 Test Mode Description .....27
  - 7.9.3 Test Setup Diagram .....28
  - 7.9.4 Measurement Procedure and Data.....28
- 7.10 Radiated Spurious Emissions Below 1GHz .....33
  - 7.10.1 E.U.T. Operation.....33
  - 7.10.2 Test Mode Description.....33
  - 7.10.3 Test Setup Diagram.....33
  - 7.10.4 Measurement Procedure and Data .....34
- 7.11 Radiated Spurious Emissions Above 1GHz.....37
  - 7.11.1 E.U.T. Operation.....37
  - 7.11.2 Test Mode Description.....37
  - 7.11.3 Test Setup Diagram.....37
  - 7.11.4 Measurement Procedure and Data .....38
- 8 Test Setup Photo .....45**
- 9 EUT Constructional Details (EUT Photos) .....46**
- 10 Appendix.....47**



Unless otherwise agreed in writing, this document is issued by the Company subject to its General Conditions of Service printed overleaf, available on request or accessible at <https://www.sgs.com/en/Terms-and-Conditions>. Attention is drawn to the limitation of liability, indemnification and jurisdiction issues defined therein. Any holder of this document is advised that information contained hereon reflects the Company's findings at the time of its intervention only and within the limits of Client's instructions, if any. The Company's sole responsibility is to its Client and this document does not exonerate parties to a transaction from exercising all their rights and obligations under the transaction documents. This document cannot be reproduced except in full, without prior written approval of the Company. Any unauthorized alteration, forgery or falsification of the content or appearance of this document is unlawful and offenders may be prosecuted to the fullest extent of the law. Unless otherwise stated the results shown in this test report refer only to the sample(s) tested and such sample(s) are retained for 30 days only.

Attention: To check the authenticity of testing /inspection report & certificate, please contact us at telephone: (86-755) 8307 1443, or email: CN.Doccheck@sgs.com

## 4 General Information

### 4.1 Details of E.U.T.

|                             |  |
|-----------------------------|--|
| Power supply:               | DC 5V  |
| Cable(s):                   | N/A  |
| Test Voltage:               | AC 120 V, 60 Hz powered by Note Book Computer refer to section 4.2 |
| Operation Frequency:        | 2402MHz to 2480MHz   |
| Modulation Type:            | GFSK, pi/4DQPSK  |
| Number of Channels:         | 79   |
| Channel Spacing:            | 1MHz   |
| Spectrum Spread Technology: | Frequency Hopping Spread Spectrum(FHSS)                            |
| Antenna Type:               | PCB Antenna  |
| Antenna Gain:               | -0.58 dBi according to the antenna specification                   |

### 4.2 Description of Support Units

| Description        | Manufacturer | Model No.     | Serial No. |
|--------------------|--------------|---------------|------------|
| Note Book Computer | LENOVO       | ThinkPad T490 | PF1D1MVJ   |

### 4.3 Measurement Uncertainty

| Test Item  | Measurement Uncertainty   |
|--|---|
| Conducted Emissions at AC Power Line (150kHz-30MHz)  | ±2.76dB   |
| Conducted Peak Output Power  | ± 0.75dB  |
| 20dB Bandwidth   | ± 3%  |
| Carrier Frequencies Separation   | ± 7.25 x 10 <sup>-8</sup>   |
| Hopping Channel Number   | ± 7.25 x 10 <sup>-8</sup>   |
| Dwell Time   | ± 0.37%   |
| Conducted Band Edges Measurement   | ± 0.75dB  |
| Conducted Spurious Emissions   | ± 0.75dB  |
| Radiated Emissions which fall in the restricted bands  | ±5.00dB (30MHz-1GHz; 3m);±4.38dB (30MHz-1GHz; 10m);± 5.12dB (1GHz-6GHz); ±5.38dB (6GHz-18GHz); ±5.61dB(18GHz-40GHz) |
| Radiated Spurious Emissions Below 1GHz   | ±5.00dB (3m); ±4.38dB (10m)   |
| Radiated Spurious Emissions Above 1GHz   | ±5.12dB (1GHz-6GHz); ±5.38dB (6GHz-18GHz); ±5.61dB(18GHz-40GHz)   |
| <b>Remark:</b><br>The U <sub>lab</sub> (lab Uncertainty) is less than U <sub>ETSI</sub> (ETSI Uncertainty), so the test results<br>– compliance is deemed to occur if no measured disturbance level exceeds the disturbance limit;<br>– non-compliance is deemed to occur if any measured disturbance level exceeds the disturbance limit. |   |



Unless otherwise agreed in writing, this document is issued by the Company subject to its General Conditions of Service printed overleaf, available on request or accessible at <https://www.sgs.com/en/Terms-and-Conditions>. Attention is drawn to the limitation of liability, indemnification and jurisdiction issues defined therein. Any holder of this document is advised that information contained hereon reflects the Company's findings at the time of its intervention only and within the limits of Client's instructions, if any. The Company's sole responsibility is to its Client and this document does not exonerate parties to a transaction from exercising all their rights and obligations under the transaction documents. This document cannot be reproduced except in full, without prior written approval of the Company. Any unauthorized alteration, forgery or falsification of the content or appearance of this document is unlawful and offenders may be prosecuted to the fullest extent of the law. Unless otherwise stated the results shown in this test report refer only to the sample(s) tested and such sample(s) are retained for 30 days only.

Attention: To check the authenticity of testing /inspection report & certificate, please contact us at telephone: (86-755) 8307 1443, or email: CN.Doccheck@sgs.com

### 4.4 Test Location

All tests were performed at:

SGS-CSTC Standards Technical Services Co., Ltd., Guangzhou Branch EMC Laboratory,  
No.198, Kezhu Road, Science City, Economic & Technological Development Area, Guangzhou,  
Guangdong, China 510663

Tel: +86 20 82155555

No tests were sub-contracted.

### 4.5 Test Facility

The test facility is recognized, certified, or accredited by the following organizations:

- **ACMA**

SGS-CSTC Standards Technical Services Co., Ltd., EMC Laboratory can also perform testing for the Australian/New Zealand Regulatory Compliance Mark (RCM).

- **SGS UK(Certificate No.: 32), SGS-TUV SAARLAND and SGS-FIMKO**

Have approved SGS-CSTC Standards Technical Services Co., Ltd., EMC Laboratory as a supplier of EMC TESTING SERVICES and SAFETY TESTING SERVICES.

- **FCC Recognized Accredited Test Firm(Registration No.: 486818)**

SGS-CSTC Standards Technical Services Co., Ltd., EMC Laboratory has been accredited and fully described in a report filed with the (FCC) Federal Communications Commission. The acceptance letter from the FCC is maintained in our files. Designation Number: CN5016, Test Firm Registration Number: 486818.

- **ISED (Registration No.: 4620B, CAB identifier: CN0052)**

SGS-CSTC Standards Technical Services Co., Ltd., has been registered by Innovation Science and Economic Development Canada for Wireless Device Testing laboratories to test to Canadian radio equipment requirements. Registration No. 4620B, CAB identifier: CN0052.

- **VCCI (Registration No.: R-12460, C-12584, G-20107 and T-11179)**

The 10m Semi-anechoic chamber, 966 Anechoic Chamber and Shielded Room of SGS-CSTC Standards Technical Services Co., Ltd. have been registered in accordance with the Regulations for Voluntary Control Measures with Registration No.: R-12460, C-12584, G-20107 and T-11179 respectively.

- **CBTL (Lab Code: TL129)**

SGS-CSTC Standards Technical Services Co., Ltd., E&E Laboratory has been assessed and fully comply with the requirements of ISO/IEC 17025:2017, the Basic Rules, IECEE 01 and Rules of procedure IECEE 02, and the relevant IECEE CB-Scheme Operational documents.

### 4.6 Deviation from Standards

None

### 4.7 Abnormalities from Standard Conditions

None



Unless otherwise agreed in writing, this document is issued by the Company subject to its General Conditions of Service printed overleaf, available on request or accessible at <https://www.sgs.com/en/Terms-and-Conditions>. Attention is drawn to the limitation of liability, indemnification and jurisdiction issues defined therein. Any holder of this document is advised that information contained hereon reflects the Company's findings at the time of its intervention only and within the limits of Client's instructions, if any. The Company's sole responsibility is to its Client and this document does not exonerate parties to a transaction from exercising all their rights and obligations under the transaction documents. This document cannot be reproduced except in full, without prior written approval of the Company. Any unauthorized alteration, forgery or falsification of the content or appearance of this document is unlawful and offenders may be prosecuted to the fullest extent of the law. Unless otherwise stated the results shown in this test report refer only to the sample(s) tested and such sample(s) are retained for 30 days only.

Attention: To check the authenticity of testing /inspection report & certificate, please contact us at telephone: (86-755) 8307 1443, or email: CN.Doccheck@sgs.com

## 5 Equipment List

| Conducted Emissions at AC Power Line (150kHz-30MHz) |                   |                |               |            |              |
|---|-------------------|----------------|---------------|------------|--------------|
| Equipment   | Manufacturer      | Model No.      | Inventory No. | Cal Date   | Cal Due Date |
| Coaxial Cable                                       | HangTianXing      | 2m             | EMC0107       | 2023-08-04 | 2024-08-03   |
| Shielding Room                                      | ChangZhou ZhongYu | 8m x 3m x 3.8m | EMC0306       | 2022-10-16 | 2025-10-15   |
| Two-Line V-Network-GZ                               | Rohde & Schwarz   | ENV216         | EMC2135       | 2023-09-08 | 2024-09-07   |
| EMI Test Receiver (9kHz-3.6GHz)                     | Rohde & Schwarz   | ESR3           | EMC2221       | 2023-05-19 | 2024-05-18   |
| Test Software E3r                                   | Audix             | Ver.6.11812    | GZE100-77     | N/A        | N/A          |

| Conducted Peak Output Power      |              |           |               |            |              |
|----------------------------------|--------------|-----------|---------------|------------|--------------|
| Equipment                        | Manufacturer | Model No. | Inventory No. | Cal Date   | Cal Due Date |
| MI CABLE                         | SGS-EMC      | 0.8M      | EMC2137       | 2023-11-02 | 2025-11-01   |
| EXA Signal Analyzer (10Hz-44GHz) | Keysight     | N9010A    | EMC2138       | 2023-08-23 | 2024-08-22   |
| 4X4 Power sensor Unit            | TST          | TSPS2023R | EMC2226       | 2023-08-23 | 2024-08-22   |
| Test Software                    | TST          | V2.0      | GZE100-78     | N/A        | N/A          |

| 20dB Bandwidth                   |              |           |               |            |              |
|----------------------------------|--------------|-----------|---------------|------------|--------------|
| Equipment                        | Manufacturer | Model No. | Inventory No. | Cal Date   | Cal Due Date |
| MI CABLE                         | SGS-EMC      | 0.8M      | EMC2137       | 2023-11-02 | 2025-11-01   |
| EXA Signal Analyzer (10Hz-44GHz) | Keysight     | N9010A    | EMC2138       | 2023-08-23 | 2024-08-22   |
| 4X4 Power sensor Unit            | TST          | TSPS2023R | EMC2226       | 2023-08-23 | 2024-08-22   |
| Test Software                    | TST          | V2.0      | GZE100-78     | N/A        | N/A          |

| Carrier Frequencies Separation   |              |           |               |            |              |
|----------------------------------|--------------|-----------|---------------|------------|--------------|
| Equipment                        | Manufacturer | Model No. | Inventory No. | Cal Date   | Cal Due Date |
| MI CABLE                         | SGS-EMC      | 0.8M      | EMC2137       | 2023-11-02 | 2025-11-01   |
| EXA Signal Analyzer (10Hz-44GHz) | Keysight     | N9010A    | EMC2138       | 2023-08-23 | 2024-08-22   |
| 4X4 Power sensor Unit            | TST          | TSPS2023R | EMC2226       | 2023-08-23 | 2024-08-22   |
| Test Software                    | TST          | V2.0      | GZE100-78     | N/A        | N/A          |



Unless otherwise agreed in writing, this document is issued by the Company subject to its General Conditions of Service printed overleaf, available on request or accessible at <https://www.sgs.com/en/Terms-and-Conditions>. Attention is drawn to the limitation of liability, indemnification and jurisdiction issues defined therein. Any holder of this document is advised that information contained hereon reflects the Company's findings at the time of its intervention only and within the limits of Client's instructions, if any. The Company's sole responsibility is to its Client and this document does not exonerate parties to a transaction from exercising all their rights and obligations under the transaction documents. This document cannot be reproduced except in full, without prior written approval of the Company. Any unauthorized alteration, forgery or falsification of the content or appearance of this document is unlawful and offenders may be prosecuted to the fullest extent of the law. Unless otherwise stated the results shown in this test report refer only to the sample(s) tested and such sample(s) are retained for 30 days only.

Attention: To check the authenticity of testing /inspection report & certificate, please contact us at telephone: (86-755) 8307 1443, or email: CN.Doccheck@sgs.com



| <b>Hopping Channel Number</b>    |              |           |               |            |              |
|----------------------------------|--------------|-----------|---------------|------------|--------------|
| Equipment                        | Manufacturer | Model No. | Inventory No. | Cal Date   | Cal Due Date |
| MI CABLE                         | SGS-EMC      | 0.8M      | EMC2137       | 2023-11-02 | 2025-11-01   |
| EXA Signal Analyzer (10Hz-44GHz) | Keysight     | N9010A    | EMC2138       | 2023-08-23 | 2024-08-22   |
| 4X4 Power sensor Unit            | TST          | TSPS2023R | EMC2226       | 2023-08-23 | 2024-08-22   |
| Test Software                    | TST          | V2.0      | GZE100-78     | N/A        | N/A          |

| <b>Dwell Time</b>                |              |           |               |            |              |
|----------------------------------|--------------|-----------|---------------|------------|--------------|
| Equipment                        | Manufacturer | Model No. | Inventory No. | Cal Date   | Cal Due Date |
| MI CABLE                         | SGS-EMC      | 0.8M      | EMC2137       | 2023-11-02 | 2025-11-01   |
| EXA Signal Analyzer (10Hz-44GHz) | Keysight     | N9010A    | EMC2138       | 2023-08-23 | 2024-08-22   |
| 4X4 Power sensor Unit            | TST          | TSPS2023R | EMC2226       | 2023-08-23 | 2024-08-22   |
| Test Software                    | TST          | V2.0      | GZE100-78     | N/A        | N/A          |

| <b>Conducted Band Edges Measurement</b> |              |           |               |            |              |
|---|--------------|-----------|---------------|------------|--------------|
| Equipment                               | Manufacturer | Model No. | Inventory No. | Cal Date   | Cal Due Date |
| MI CABLE                                | SGS-EMC      | 0.8M      | EMC2137       | 2023-11-02 | 2025-11-01   |
| EXA Signal Analyzer (10Hz-44GHz)        | Keysight     | N9010A    | EMC2138       | 2023-08-23 | 2024-08-22   |
| 4X4 Power sensor Unit                   | TST          | TSPS2023R | EMC2226       | 2023-08-23 | 2024-08-22   |
| Test Software                           | TST          | V2.0      | GZE100-78     | N/A        | N/A          |

| <b>Conducted Spurious Emissions</b> |              |           |               |            |              |
|-------------------------------------|--------------|-----------|---------------|------------|--------------|
| Equipment                           | Manufacturer | Model No. | Inventory No. | Cal Date   | Cal Due Date |
| MI CABLE                            | SGS-EMC      | 0.8M      | EMC2137       | 2023-11-02 | 2025-11-01   |
| EXA Signal Analyzer (10Hz-44GHz)    | Keysight     | N9010A    | EMC2138       | 2023-08-23 | 2024-08-22   |
| 4X4 Power sensor Unit               | TST          | TSPS2023R | EMC2226       | 2023-08-23 | 2024-08-22   |
| Test Software                       | TST          | V2.0      | GZE100-78     | N/A        | N/A          |



Unless otherwise agreed in writing, this document is issued by the Company subject to its General Conditions of Service printed overleaf, available on request or accessible at <https://www.sgs.com/en/Terms-and-Conditions>. Attention is drawn to the limitation of liability, indemnification and jurisdiction issues defined therein. Any holder of this document is advised that information contained hereon reflects the Company's findings at the time of its intervention only and within the limits of Client's instructions, if any. The Company's sole responsibility is to its Client and this document does not exonerate parties to a transaction from exercising all their rights and obligations under the transaction documents. This document cannot be reproduced except in full, without prior written approval of the Company. Any unauthorized alteration, forgery or falsification of the content or appearance of this document is unlawful and offenders may be prosecuted to the fullest extent of the law. Unless otherwise stated the results shown in this test report refer only to the sample(s) tested and such sample(s) are retained for 30 days only.

Attention: To check the authenticity of testing /inspection report & certificate, please contact us at telephone: (86-755) 8307 1443, or email: CN.Doccheck@sgs.com

| Radiated Emissions which fall in the restricted bands |                             |               |               |            |              |
|---|-----------------------------|---------------|---------------|------------|--------------|
| Equipment   | Manufacturer                | Model No.     | Inventory No. | Cal Date   | Cal Due Date |
| 1GHz-26.5 GHz Pre-Amplifier                           | Agilent                     | 8449B         | EMC0521       | 2023-11-10 | 2024-11-09   |
| EMI Test Receiver (10Hz-26.5GHz)                      | Rohde & Schwarz             | ESIB26        | EMC0522       | 2023-12-15 | 2024-12-14   |
| Chamber cable (Above 1GHz)                            | Scoflex                     | KMKM-8.0m     | EMC0545       | 2022-08-24 | 2024-08-23   |
| Horn Antenna (1GHz-18GHz)                             | SCHWARZBECK MESS-ELEKTRONIK | BBHA 9120D    | EMC2026       | 2022-09-23 | 2025-09-22   |
| Horn Antenna (14-40GHz)                               | SCHWARZBECK                 | BBHA 9170     | EMC2041       | 2023-06-18 | 2026-06-17   |
| EXA Signal Analyzer (10Hz-44GHz)                      | Keysight                    | N9010A        | EMC2138       | 2023-08-23 | 2024-08-22   |
| MXE EMI Receiver (10Hz-8.4GHz)                        | Keysight                    | N9038A        | EMC2139       | 2023-10-20 | 2024-10-19   |
| 966 Anechoic Chamber                                  | C.R.T                       | 9m x 6m x 6m  | EMC2142       | 2023-12-20 | 2026-12-19   |
| Test Software E3                                      | Audix                       | Ver.6.120110a | GZE100-61     | N/A        | N/A          |

| Radiated Spurious Emissions Below 1GHz |                       |               |               |            |              |
|--|-----------------------|---------------|---------------|------------|--------------|
| Equipment                              | Manufacturer          | Model No.     | Inventory No. | Cal Date   | Cal Due Date |
| 966 Anechoic Chamber                   | Shenzhen C.R.T        | CRTSGSSAC966  | EMC2230       | 2022-04-12 | 2025-04-11   |
| EMI Test Receiver(1Hz-8GHz)            | Rohde & Schwarz       | ESW8          | EMC2229       | 2024-02-19 | 2025-02-18   |
| Amplifier(9k-1000MHz)                  | SONOMA                | 310           | EMC2237       | 2023-04-13 | 2024-04-12   |
| TRILOG Broadband Antenna (25M-2GHz)    | SCHWRZBECK            | VULB 9168     | EMC2238       | 2022-04-20 | 2025-04-19   |
| Coaxial Cable                          | Mirco-COAX UTIFLEX ve | LA2-C125-8000 | EMC2239       | 2023-06-14 | 2025-06-13   |
| Test Software E3                       | Audix                 | Ver.6.191211  | GZE100-81     | N/A        | N/A          |
| Active Loop Antenna-RED                | ETS-Lindgren          | 6502          | EMC2190       | 2022-04-06 | 2024-04-05   |



Unless otherwise agreed in writing, this document is issued by the Company subject to its General Conditions of Service printed overleaf, available on request or accessible at <https://www.sgs.com/en/Terms-and-Conditions>. Attention is drawn to the limitation of liability, indemnification and jurisdiction issues defined therein. Any holder of this document is advised that information contained hereon reflects the Company's findings at the time of its intervention only and within the limits of Client's instructions, if any. The Company's sole responsibility is to its Client and this document does not exonerate parties to a transaction from exercising all their rights and obligations under the transaction documents. This document cannot be reproduced except in full, without prior written approval of the Company. Any unauthorized alteration, forgery or falsification of the content or appearance of this document is unlawful and offenders may be prosecuted to the fullest extent of the law. Unless otherwise stated the results shown in this test report refer only to the sample(s) tested and such sample(s) are retained for 30 days only.

Attention: To check the authenticity of testing /inspection report & certificate, please contact us at telephone: (86-755) 8307 1443, or email: CN.Doccheck@sgs.com

| Radiated Spurious Emissions Above 1GHz |                             |               |               |            |              |
|--|-----------------------------|---------------|---------------|------------|--------------|
| Equipment                              | Manufacturer                | Model No.     | Inventory No. | Cal Date   | Cal Due Date |
| 1GHz-26.5 GHz Pre-Amplifier            | Agilent                     | 8449B         | EMC0521       | 2023-11-10 | 2024-11-09   |
| EMI Test Receiver (10Hz-26.5GHz)       | Rohde & Schwarz             | ESIB26        | EMC0522       | 2023-12-15 | 2024-12-14   |
| Chamber cable (Above 1GHz)             | Scoflex                     | KMKM-8.0m     | EMC0545       | 2022-08-24 | 2024-08-23   |
| Horn Antenna (1GHz-18GHz)              | SCHWARZBECK MESS-ELEKTRONIK | BBHA 9120D    | EMC2026       | 2022-09-23 | 2025-09-22   |
| Horn Antenna (14-40GHz)                | SCHWARZBECK                 | BBHA 9170     | EMC2041       | 2023-06-18 | 2026-06-17   |
| 2.4GHz Filter                          | Micro-Tronics               | BRM 50702     | EMC2069       | 2023-11-10 | 2024-11-09   |
| EXA Signal Analyzer (10Hz-44GHz)       | Keysight                    | N9010A        | EMC2138       | 2023-08-23 | 2024-08-22   |
| MXE EMI Receiver (10Hz-8.4GHz)         | Keysight                    | N9038A        | EMC2139       | 2023-10-20 | 2024-10-19   |
| 966 Anechoic Chamber                   | C.R.T                       | 9m x 6m x 6m  | EMC2142       | 2023-12-20 | 2026-12-19   |
| Test Software E3                       | Audix                       | Ver.6.120110a | GZE100-61     | N/A        | N/A          |

| General used equipment |              |          |              |            |              |
|------------------------|--------------|----------|--------------|------------|--------------|
| Equipment              | Manufacturer | Model No | Inventory No | Cal Date   | Cal Due Date |
| DMM                    | Fluke        | 73       | EMC0006      | 2023-06-11 | 2024-06-10   |



Unless otherwise agreed in writing, this document is issued by the Company subject to its General Conditions of Service printed overleaf, available on request or accessible at <https://www.sgs.com/en/Terms-and-Conditions>. Attention is drawn to the limitation of liability, indemnification and jurisdiction issues defined therein. Any holder of this document is advised that information contained hereon reflects the Company's findings at the time of its intervention only and within the limits of Client's instructions, if any. The Company's sole responsibility is to its Client and this document does not exonerate parties to a transaction from exercising all their rights and obligations under the transaction documents. This document cannot be reproduced except in full, without prior written approval of the Company. Any unauthorized alteration, forgery or falsification of the content or appearance of this document is unlawful and offenders may be prosecuted to the fullest extent of the law. Unless otherwise stated the results shown in this test report refer only to the sample(s) tested and such sample(s) are retained for 30 days only.

Attention: To check the authenticity of testing /inspection report & certificate, please contact us at telephone: (86-755) 8307 1443, or email: CN.Doccheck@sgs.com

## 6 Radio Spectrum Technical Requirement

### 6.1 Antenna Requirement

#### 6.1.1 Test Requirement:

47 CFR Part 15, Subpart C 15.203 & 15.247(b)(4)

#### 6.1.2 Conclusion

Standard Requirement:

An intentional radiator shall be designed to ensure that no antenna other than that furnished by the responsible party shall be used with the device. The use of a permanently attached antenna or of an antenna that uses a unique coupling to the intentional radiator, the manufacturer may design the unit so that a broken antenna can be replaced by the user, but the use of a standard antenna jack or electrical connector is prohibited.

15.247(b) (4) requirement:

The conducted output power limit specified in paragraph (b) of this section is based on the use of antennas with directional gains that do not exceed 6 dBi. Except as shown in paragraph (c) of this section, if transmitting antennas of directional gain greater than 6 dBi are used, the conducted output power from the intentional radiator shall be reduced below the stated values in paragraphs (b)(1), (b)(2), and (b)(3) of this section, as appropriate, by the amount in dB that the directional gain of the antenna exceeds 6 dBi.

EUT Antenna:

The antenna is integrated on the main PCB and no consideration of replacement.

The best case gain of the antenna is -0.58 dBi. Antenna location: Refer to internal photo.



Unless otherwise agreed in writing, this document is issued by the Company subject to its General Conditions of Service printed overleaf, available on request or accessible at <https://www.sgs.com/en/Terms-and-Conditions>. Attention is drawn to the limitation of liability, indemnification and jurisdiction issues defined therein. Any holder of this document is advised that information contained hereon reflects the Company's findings at the time of its intervention only and within the limits of Client's instructions, if any. The Company's sole responsibility is to its Client and this document does not exonerate parties to a transaction from exercising all their rights and obligations under the transaction documents. This document cannot be reproduced except in full, without prior written approval of the Company. Any unauthorized alteration, forgery or falsification of the content or appearance of this document is unlawful and offenders may be prosecuted to the fullest extent of the law. Unless otherwise stated the results shown in this test report refer only to the sample(s) tested and such sample(s) are retained for 30 days only.

Attention: To check the authenticity of testing /inspection report & certificate, please contact us at telephone: (86-755) 8307 1443, or email: CN.Doccheck@sgs.com

## 6.2 Other requirements Frequency Hopping Spread Spectrum System Hopping Sequence

### 6.2.1 Test Requirement:

47 CFR Part 15, Subpart C 15.247(a)(1),(g),(h)

### 6.2.2 Conclusion

Standard Requirement:

The system shall hop to channel frequencies that are selected at the system hopping rate from a Pseudorandom ordered list of hopping frequencies. Each frequency must be used equally on the average by each transmitter. The system receivers shall have input bandwidths that match the hopping channel bandwidths of their corresponding transmitters and shall shift frequencies in synchronization with the transmitted signals.

Frequency hopping spread spectrum systems are not required to employ all available hopping channels during each transmission. However, the system, consisting of both the transmitter and the receiver, must be designed to comply with all of the regulations in this section should the transmitter be presented with a continuous data (or information) stream.

In addition, a system employing short transmission bursts must comply with the definition of a frequency hopping system and must distribute its transmissions over the minimum number of hopping channels specified in this section. The incorporation of intelligence within a frequency hopping spread spectrum system that permits the system to recognize other users within the spectrum band so that it individually and independently chooses and adapts its hopsets to avoid hopping on occupied channels is permitted. The coordination of frequency hopping systems in any other manner for the express purpose of avoiding the simultaneous occupancy of individual hopping frequencies by multiple transmitters is not permitted.

Compliance for section 15.247(a)(1):

According to Technical Specification, the pseudorandom sequence may be generated in a nine-stage shift register whose 5th and 9th stage outputs are added in a modulo-two addition stage. And the result is fed back to the input of the first stage. The sequence begins with the first ONE of 9 consecutive ONES;

i.e. the shift register is initialized with nine ones.

> Number of shift register stages: 9

> Length of pseudo-random sequence:  $2^9 - 1 = 511$  bits

> Longest sequence of zeros: 8 (non-inverted signal)

Linear Feedback Shift Register for Generation of the PRBS sequence

An example of Pseudorandom Frequency Hopping Sequence as follow: Each frequency used equally on the average by each transmitter.

According to Technical Specification, the receivers are designed to have input and IF bandwidths that match the hopping channel bandwidths of any transmitters and shift frequencies in synchronization with the transmitted signals.



Unless otherwise agreed in writing, this document is issued by the Company subject to its General Conditions of Service printed overleaf, available on request or accessible at <https://www.sgs.com/en/Terms-and-Conditions>. Attention is drawn to the limitation of liability, indemnification and jurisdiction issues defined therein. Any holder of this document is advised that information contained hereon reflects the Company's findings at the time of its intervention only and within the limits of Client's instructions, if any. The Company's sole responsibility is to its Client and this document does not exonerate parties to a transaction from exercising all their rights and obligations under the transaction documents. This document cannot be reproduced except in full, without prior written approval of the Company. Any unauthorized alteration, forgery or falsification of the content or appearance of this document is unlawful and offenders may be prosecuted to the fullest extent of the law. Unless otherwise stated the results shown in this test report refer only to the sample(s) tested and such sample(s) are retained for 30 days only.

Attention: To check the authenticity of testing /inspection report & certificate, please contact us at telephone: (86-755) 8307 1443, or email: CN.Doccheck@sgs.com

Compliance for section 15.247(g):

According to Technical Specification, the system transmits the packet with the pseudorandom hopping frequency with a continuous data and the short burst transmission from the Bluetooth system is also transmitted under the frequency hopping system with the pseudorandom hopping frequency system.

Compliance for section 15.247(h):

According to Technical specification, the system incorporates with an adaptive system to detect other user within the spectrum band so that it individually and independently to avoid hopping on the occupied channels. The system is designed not have the ability to coordinated with other FHSS System in an effort to avoid the simultaneous occupancy of individual hopping frequencies by multiple transmitter.



Unless otherwise agreed in writing, this document is issued by the Company subject to its General Conditions of Service printed overleaf, available on request or accessible at <https://www.sgs.com/en/Terms-and-Conditions>. Attention is drawn to the limitation of liability, indemnification and jurisdiction issues defined therein. Any holder of this document is advised that information contained hereon reflects the Company's findings at the time of its intervention only and within the limits of Client's instructions, if any. The Company's sole responsibility is to its Client and this document does not exonerate parties to a transaction from exercising all their rights and obligations under the transaction documents. This document cannot be reproduced except in full, without prior written approval of the Company. Any unauthorized alteration, forgery or falsification of the content or appearance of this document is unlawful and offenders may be prosecuted to the fullest extent of the law. Unless otherwise stated the results shown in this test report refer only to the sample(s) tested and such sample(s) are retained for 30 days only.

Attention: To check the authenticity of testing /inspection report & certificate, please contact us at telephone: (86-755) 8307 1443, or email: CN.Doccheck@sgs.com

## 7 Radio Spectrum Matter Test Results

### 7.1 Conducted Emissions at AC Power Line (150kHz-30MHz)

Test Requirement 47 CFR Part 15, Subpart C 15.207

Test Method: ANSI C63.10 (2013) Section 6.2

Limit:

| Frequency of emission<br>(MHz) | Conducted limit (dBμV) |           |
|--------------------------------|------------------------|-----------|
|                                | Quasi-peak             | Average   |
| 0.15-0.5                       | 66 to 56*              | 56 to 46* |
| 0.5-5                          | 56                     | 46        |
| 5-30                           | 60                     | 50        |

\*Decreases with the logarithm of the frequency.

Detector: Peak for pre-scan (9kHz resolution bandwidth) 0.15M to 30MHz

#### 7.1.1 E.U.T. Operation

Operating Environment:

Temperature: 24.7 °C Humidity: 53.7 % RH Atmospheric Pressure: 1014 mbar

#### 7.1.2 Test Mode Description

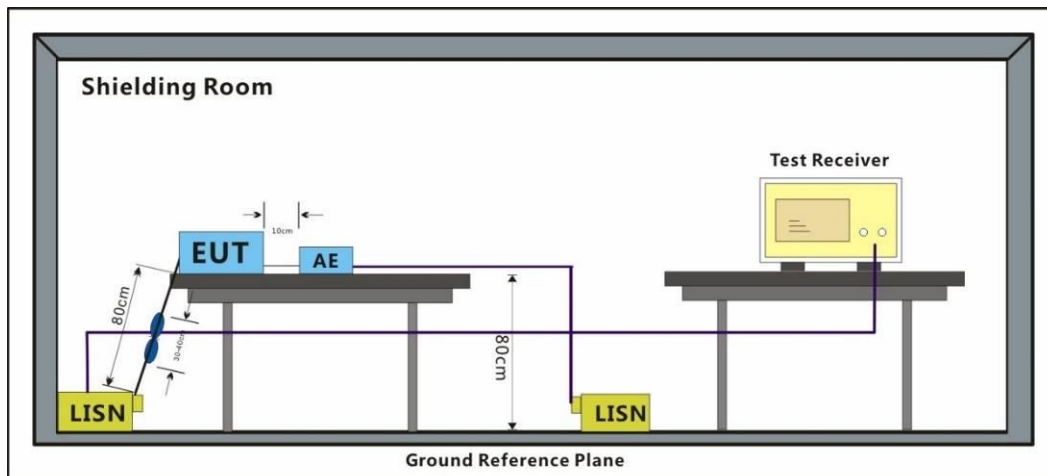
| Pre-scan /<br>Final test | Mode<br>Code | Description  |
|--------------------------|--------------|--|
| Final test               | 00           | TX_non-Hop mode_Keep the EUT in continuously transmitting mode with GFSK modulation, Pi/4DQPSK modulation. All modes have been tested and only the data of worst case is recorded in the report. |



Unless otherwise agreed in writing, this document is issued by the Company subject to its General Conditions of Service printed overleaf, available on request or accessible at <https://www.sgs.com/en/Terms-and-Conditions>. Attention is drawn to the limitation of liability, indemnification and jurisdiction issues defined therein. Any holder of this document is advised that information contained hereon reflects the Company's findings at the time of its intervention only and within the limits of Client's instructions, if any. The Company's sole responsibility is to its Client and this document does not exonerate parties to a transaction from exercising all their rights and obligations under the transaction documents. This document cannot be reproduced except in full, without prior written approval of the Company. Any unauthorized alteration, forgery or falsification of the content or appearance of this document is unlawful and offenders may be prosecuted to the fullest extent of the law. Unless otherwise stated the results shown in this test report refer only to the sample(s) tested and such sample(s) are retained for 30 days only.

Attention: To check the authenticity of testing /inspection report & certificate, please contact us at telephone: (86-755) 8307 1443, or email: CN.Doccheck@sgs.com

### 7.1.3 Test Setup Diagram



### 7.1.4 Measurement Procedure and Data

- 1) The mains terminal disturbance voltage test was conducted in a shielded room.
- 2) The EUT was connected to AC power source through a LISN 1 (Line Impedance Stabilization Network) which provides a 50ohm/50μH + 5ohm linear impedance. The power cables of all other units of the EUT were connected to a second LISN 2, which was bonded to the ground reference plane in the same way as the LISN 1 for the unit being measured. A multiple socket outlet strip was used to connect multiple power cables to a single LISN provided the rating of the LISN was not exceeded.
- 3) The tabletop EUT was placed upon a non-metallic table 0.8m above the ground reference plane. And for floor-standing arrangement, the EUT was placed on the horizontal ground reference plane.
- 4) The test was performed with a vertical ground reference plane. The rear of the EUT shall be 0.4 m from the vertical ground reference plane. The vertical ground reference plane was bonded to the horizontal ground reference plane. The LISN 1 was placed 0.8 m from the boundary of the unit under test and bonded to a ground reference plane for LISNs mounted on top of the ground reference plane. This distance was between the closest points of the LISN 1 and the EUT. All other units of the EUT and associated equipment was at least 0.8 m from the LISN 2.
- 5) In order to find the maximum emission, the relative positions of equipment and all of the interface cables must be changed according to ANSI C63.10 on conducted measurement.

Remark: Level=Read Level+ Cable Loss+ LISN Factor

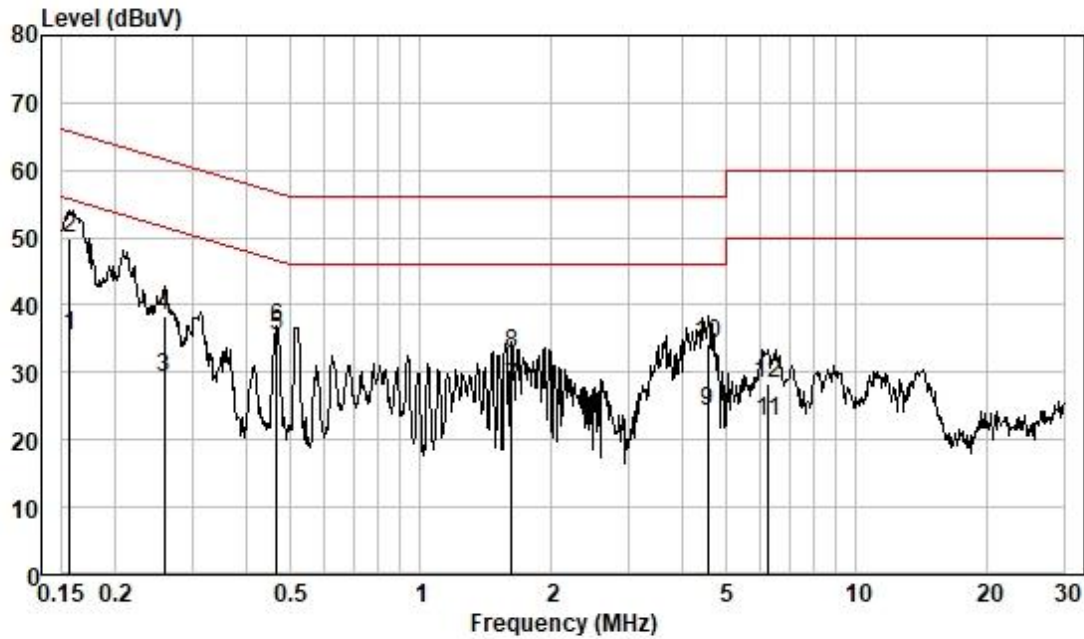


Unless otherwise agreed in writing, this document is issued by the Company subject to its General Conditions of Service printed overleaf, available on request or accessible at <https://www.sgs.com/en/Terms-and-Conditions>. Attention is drawn to the limitation of liability, indemnification and jurisdiction issues defined therein. Any holder of this document is advised that information contained hereon reflects the Company's findings at the time of its intervention only and within the limits of Client's instructions, if any. The Company's sole responsibility is to its Client and this document does not exonerate parties to a transaction from exercising all their rights and obligations under the transaction documents. This document cannot be reproduced except in full, without prior written approval of the Company. Any unauthorized alteration, forgery or falsification of the content or appearance of this document is unlawful and offenders may be prosecuted to the fullest extent of the law. Unless otherwise stated the results shown in this test report refer only to the sample(s) tested and such sample(s) are retained for 30 days only.

Attention: To check the authenticity of testing /inspection report & certificate, please contact us at telephone: (86-755) 8307 1443, or email: CN\_Doccheck@sgs.com



Test Mode: 00; Line: Live line



Pol :LINE  
 Mode :  
 Model :  
 Power :

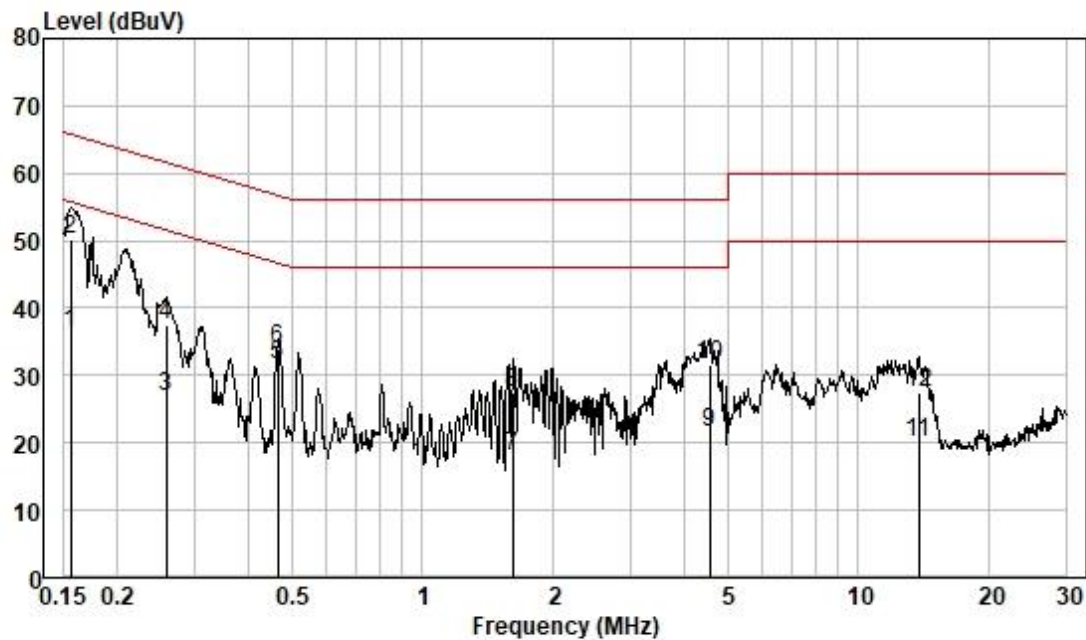
|    | Frequec<br>MHz | Read<br>Level<br>dBuV | Cable<br>Loss<br>dB | LISN<br>Factor<br>dB | Measured<br>Level<br>dBuV | Limit<br>Line<br>dBuV | Over<br>Limit<br>dB | Remark  |
|----|----------------|-----------------------|---------------------|----------------------|---------------------------|-----------------------|---------------------|---------|
| 1  | 0.156          | 25.72                 | 0.04                | 9.55                 | 35.31                     | 55.65                 | -20.34              | Average |
| 2  | 0.156          | 40.32                 | 0.04                | 9.55                 | 49.91                     | 65.65                 | -15.74              | QP      |
| 3  | 0.259          | 19.67                 | 0.04                | 9.56                 | 29.27                     | 51.47                 | -22.20              | Average |
| 4  | 0.259          | 28.78                 | 0.04                | 9.56                 | 38.38                     | 61.47                 | -23.09              | QP      |
| 5  | 0.469          | 25.83                 | 0.05                | 9.56                 | 35.44                     | 46.54                 | -11.10              | Average |
| 6  | 0.469          | 26.93                 | 0.05                | 9.56                 | 36.54                     | 56.54                 | -20.00              | QP      |
| 7  | 1.619          | 17.95                 | 0.11                | 9.56                 | 27.62                     | 46.00                 | -18.38              | Average |
| 8  | 1.619          | 23.03                 | 0.11                | 9.56                 | 32.70                     | 56.00                 | -23.30              | QP      |
| 9  | 4.549          | 14.37                 | 0.19                | 9.62                 | 24.18                     | 46.00                 | -21.82              | Average |
| 10 | 4.549          | 24.55                 | 0.19                | 9.62                 | 34.36                     | 56.00                 | -21.64              | QP      |
| 11 | 6.285          | 12.83                 | 0.21                | 9.67                 | 22.71                     | 50.00                 | -27.29              | Average |
| 12 | 6.285          | 18.58                 | 0.21                | 9.67                 | 28.46                     | 60.00                 | -31.54              | QP      |



Unless otherwise agreed in writing, this document is issued by the Company subject to its General Conditions of Service printed overleaf, available on request or accessible at <https://www.sgs.com/en/Terms-and-Conditions>. Attention is drawn to the limitation of liability, indemnification and jurisdiction issues defined therein. Any holder of this document is advised that information contained hereon reflects the Company's findings at the time of its intervention only and within the limits of Client's instructions, if any. The Company's sole responsibility is to its Client and this document does not exonerate parties to a transaction from exercising all their rights and obligations under the transaction documents. This document cannot be reproduced except in full, without prior written approval of the Company. Any unauthorized alteration, forgery or falsification of the content or appearance of this document is unlawful and offenders may be prosecuted to the fullest extent of the law. Unless otherwise stated the results shown in this test report refer only to the sample(s) tested and such sample(s) are retained for 30 days only.

Attention: To check the authenticity of testing /inspection report & certificate, please contact us at telephone: (86-755) 8307 1443, or email: CN.Doccheck@sgs.com

Test Mode: 00; Line: Neutral Line



Pol : NEUTRAL  
 Mode :  
 Model :  
 Power :

|    | Freque <sub>nc</sub><br>MHz | Read<br>Level<br>dBUV | Cable<br>Loss<br>dB | LISN<br>Factor<br>dB | Measured<br>Level<br>dBUV | Limit<br>Line<br>dBUV | Over<br>Limit<br>dB | Remark  |
|----|-----------------------------|-----------------------|---------------------|----------------------|---------------------------|-----------------------|---------------------|---------|
| 1  | 0.156                       | 26.69                 | 0.04                | 9.52                 | 36.25                     | 55.69                 | -19.44              | Average |
| 2  | 0.156                       | 40.48                 | 0.04                | 9.52                 | 50.04                     | 65.69                 | -15.65              | QP      |
| 3  | 0.259                       | 17.32                 | 0.04                | 9.53                 | 26.89                     | 51.47                 | -24.58              | Average |
| 4  | 0.259                       | 27.97                 | 0.04                | 9.53                 | 37.54                     | 61.47                 | -23.93              | QP      |
| 5  | 0.466                       | 21.98                 | 0.05                | 9.54                 | 31.57                     | 46.58                 | -15.01              | Average |
| 6  | 0.466                       | 24.32                 | 0.05                | 9.54                 | 33.91                     | 56.58                 | -22.67              | QP      |
| 7  | 1.610                       | 8.37                  | 0.11                | 9.55                 | 18.03                     | 46.00                 | -27.97              | Average |
| 8  | 1.610                       | 17.76                 | 0.11                | 9.55                 | 27.42                     | 56.00                 | -28.58              | QP      |
| 9  | 4.549                       | 11.68                 | 0.19                | 9.61                 | 21.48                     | 46.00                 | -24.52              | Average |
| 10 | 4.549                       | 21.86                 | 0.19                | 9.61                 | 31.66                     | 56.00                 | -24.34              | QP      |
| 11 | 13.768                      | 9.87                  | 0.31                | 9.86                 | 20.04                     | 50.00                 | -29.96              | Average |
| 12 | 13.768                      | 17.40                 | 0.31                | 9.86                 | 27.57                     | 60.00                 | -32.43              | QP      |



Unless otherwise agreed in writing, this document is issued by the Company subject to its General Conditions of Service printed overleaf, available on request or accessible at <https://www.sgs.com/en/Terms-and-Conditions>. Attention is drawn to the limitation of liability, indemnification and jurisdiction issues defined therein. Any holder of this document is advised that information contained hereon reflects the Company's findings at the time of its intervention only and within the limits of Client's instructions, if any. The Company's sole responsibility is to its Client and this document does not exonerate parties to a transaction from exercising all their rights and obligations under the transaction documents. This document cannot be reproduced except in full, without prior written approval of the Company. Any unauthorized alteration, forgery or falsification of the content or appearance of this document is unlawful and offenders may be prosecuted to the fullest extent of the law. Unless otherwise stated the results shown in this test report refer only to the sample(s) tested and such sample(s) are retained for 30 days only.

Attention: To check the authenticity of testing /inspection report & certificate, please contact us at telephone: (86-755) 8307 1443, or email: CN.Doccheck@sgs.com

**7.2 Conducted Peak Output Power**

Test Requirement 47 CFR Part 15, Subpart C 15.247(b)(1)

Test Method: ANSI C63.10 (2013) Section 7.8.5

Limit:

| Frequency range(MHz) | Output power of the intentional radiator(watt)         |
|----------------------|--|
| 902-928              | 1 for ≥50 hopping channels                             |
|                      | 0.25 for 25≤ hopping channels <50                      |
|                      | 1 for digital modulation                               |
| 2400-2483.5          | 1 for ≥75 non-overlapping hopping channels             |
|                      | 0.125 for all other frequency hopping systems          |
|                      | 1 for digital modulation                               |
| 5725-5850            | 1 for frequency hopping systems and digital modulation |

**7.2.1 E.U.T. Operation**

Operating Environment:

Temperature: 20.4 °C Humidity: 56.9 % RH Atmospheric Pressure: 1014 mbar

**7.2.2 Test Mode Description**

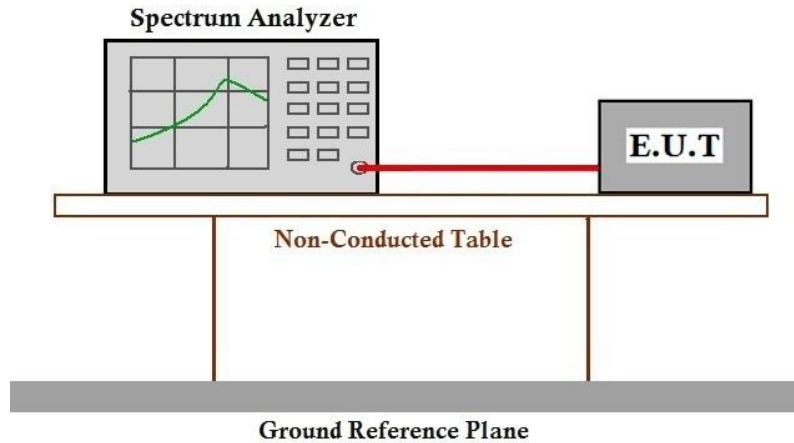
| Pre-scan /<br>Final test | Mode<br>Code | Description  |
|--------------------------|--------------|--|
| Final test               | 00           | TX_non-Hop mode_Keep the EUT in continuously transmitting mode with GFSK modulation, Pi/4DQPSK modulation. All modes have been tested and only the data of worst case is recorded in the report. |



Unless otherwise agreed in writing, this document is issued by the Company subject to its General Conditions of Service printed overleaf, available on request or accessible at <https://www.sgs.com/en/Terms-and-Conditions>. Attention is drawn to the limitation of liability, indemnification and jurisdiction issues defined therein. Any holder of this document is advised that information contained hereon reflects the Company's findings at the time of its intervention only and within the limits of Client's instructions, if any. The Company's sole responsibility is to its Client and this document does not exonerate parties to a transaction from exercising all their rights and obligations under the transaction documents. This document cannot be reproduced except in full, without prior written approval of the Company. Any unauthorized alteration, forgery or falsification of the content or appearance of this document is unlawful and offenders may be prosecuted to the fullest extent of the law. Unless otherwise stated the results shown in this test report refer only to the sample(s) tested and such sample(s) are retained for 30 days only.

Attention: To check the authenticity of testing /inspection report & certificate, please contact us at telephone: (86-755) 8307 1443, or email: CN.Doccheck@sgs.com

### 7.2.3 Test Setup Diagram



### 7.2.4 Measurement Procedure and Data

Note: Since the verify power the same operating range bandwidth and smaller power can be covered by the higher power.

Please Refer to Appendix for Details



Unless otherwise agreed in writing, this document is issued by the Company subject to its General Conditions of Service printed overleaf, available on request or accessible at <https://www.sgs.com/en/Terms-and-Conditions>. Attention is drawn to the limitation of liability, indemnification and jurisdiction issues defined therein. Any holder of this document is advised that information contained hereon reflects the Company's findings at the time of its intervention only and within the limits of Client's instructions, if any. The Company's sole responsibility is to its Client and this document does not exonerate parties to a transaction from exercising all their rights and obligations under the transaction documents. This document cannot be reproduced except in full, without prior written approval of the Company. Any unauthorized alteration, forgery or falsification of the content or appearance of this document is unlawful and offenders may be prosecuted to the fullest extent of the law. Unless otherwise stated the results shown in this test report refer only to the sample(s) tested and such sample(s) are retained for 30 days only.

Attention: To check the authenticity of testing /inspection report & certificate, please contact us at telephone: (86-755) 8307 1443, or email: CN.Doccheck@sgs.com

### 7.3 20dB Bandwidth

Test Requirement 47 CFR Part 15, Subpart C 15.247(a)(1)

Test Method: ANSI C63.10 (2013) Section 7.8.7

#### 7.3.1 E.U.T. Operation

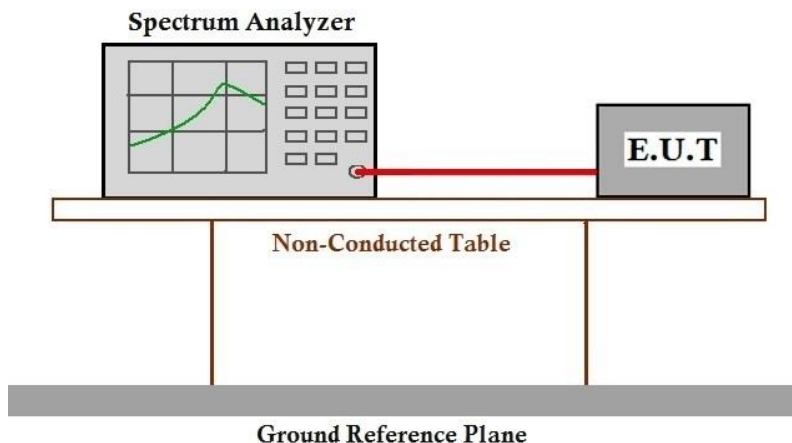
Operating Environment:

Temperature: 20.4 °C Humidity: 56.9 % RH Atmospheric Pressure: 1014 mbar

#### 7.3.2 Test Mode Description

| Pre-scan /<br>Final test | Mode<br>Code | Description  |
|--------------------------|--------------|--|
| Final test               | 00           | TX_non-Hop mode_Keep the EUT in continuously transmitting mode with GFSK modulation, Pi/4DQPSK modulation. All modes have been tested and only the data of worst case is recorded in the report. |

#### 7.3.3 Test Setup Diagram



#### 7.3.4 Measurement Procedure and Data

Please Refer to Appendix for Details



Unless otherwise agreed in writing, this document is issued by the Company subject to its General Conditions of Service printed overleaf, available on request or accessible at <https://www.sgs.com/en/Terms-and-Conditions>. Attention is drawn to the limitation of liability, indemnification and jurisdiction issues defined therein. Any holder of this document is advised that information contained hereon reflects the Company's findings at the time of its intervention only and within the limits of Client's instructions, if any. The Company's sole responsibility is to its Client and this document does not exonerate parties to a transaction from exercising all their rights and obligations under the transaction documents. This document cannot be reproduced except in full, without prior written approval of the Company. Any unauthorized alteration, forgery or falsification of the content or appearance of this document is unlawful and offenders may be prosecuted to the fullest extent of the law. Unless otherwise stated the results shown in this test report refer only to the sample(s) tested and such sample(s) are retained for 30 days only.

### 7.4 Carrier Frequencies Separation

Test Requirement 47 CFR Part 15, Subpart C 15.247a(1)

Test Method: ANSI C63.10 (2013) Section 7.8.2

Limit:

Frequency hopping systems shall have hopping channel carrier frequencies separated by a minimum of 25 kHz or the 20 dB bandwidth of the hopping channel, whichever is greater. Alternatively, frequency hopping systems operating in the 2400-2483.5 MHz band may have hopping channel carrier frequencies that are separated by 25 kHz or two-thirds of the 20 dB bandwidth of the hopping channel, whichever is greater, provided the systems operate with an output power no greater than 125 mW.

#### 7.4.1 E.U.T. Operation

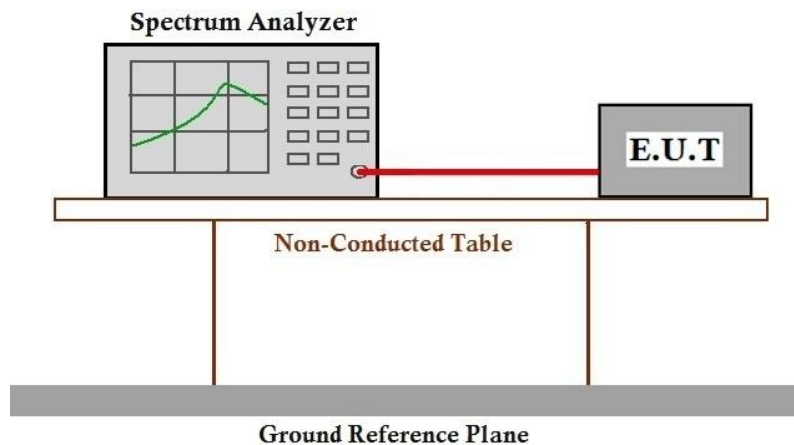
Operating Environment:

Temperature: 20.4 °C Humidity: 56.9 % RH Atmospheric Pressure: 1014 mbar

#### 7.4.2 Test Mode Description

| Pre-scan /<br>Final test | Mode<br>Code | Description  |
|--------------------------|--------------|--|
| Final test               | 01           | TX_Hop mode_Keep the EUT in frequency hopping mode with GFSK modulation, Pi/4DQPSK modulation. All modes have been tested and only the data of worst case is recorded in the report. |

#### 7.4.3 Test Setup Diagram



#### 7.4.4 Measurement Procedure and Data

Please Refer to Appendix for Details



Unless otherwise agreed in writing, this document is issued by the Company subject to its General Conditions of Service printed overleaf, available on request or accessible at <https://www.sgs.com/en/Terms-and-Conditions>. Attention is drawn to the limitation of liability, indemnification and jurisdiction issues defined therein. Any holder of this document is advised that information contained hereon reflects the Company's findings at the time of its intervention only and within the limits of Client's instructions, if any. The Company's sole responsibility is to its Client and this document does not exonerate parties to a transaction from exercising all their rights and obligations under the transaction documents. This document cannot be reproduced except in full, without prior written approval of the Company. Any unauthorized alteration, forgery or falsification of the content or appearance of this document is unlawful and offenders may be prosecuted to the fullest extent of the law. Unless otherwise stated the results shown in this test report refer only to the sample(s) tested and such sample(s) are retained for 30 days only.

### 7.5 Hopping Channel Number

Test Requirement 47 CFR Part 15, Subpart C 15.247a(1)(iii)

Test Method: ANSI C63.10 (2013) Section 7.8.3

Limit:

| Frequency range(MHz) | Number of hopping channels (minimum) |
|----------------------|--------------------------------------|
| 902-928              | 50 for 20dB bandwidth <250kHz        |
|                      | 25 for 20dB bandwidth ≥250kHz        |
| 2400-2483.5          | 15                                   |
| 5725-5850            | 75                                   |

#### 7.5.1 E.U.T. Operation

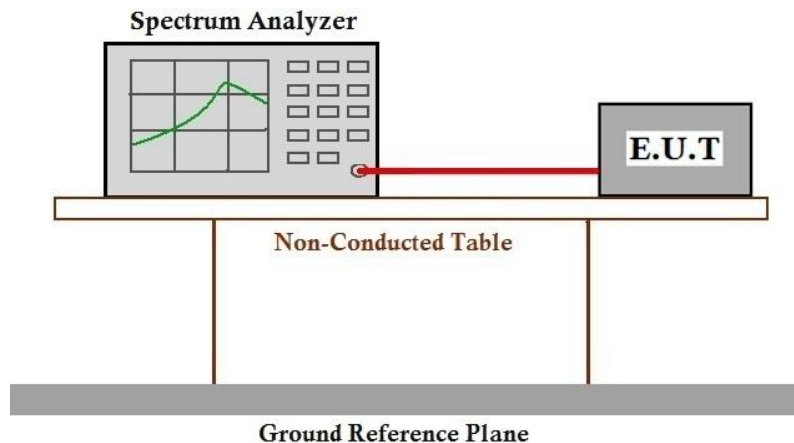
Operating Environment:

Temperature: 20.4 °C Humidity: 56.9 % RH Atmospheric Pressure: 1014 mbar

#### 7.5.2 Test Mode Description

| Pre-scan /<br>Final test | Mode<br>Code | Description  |
|--------------------------|--------------|--|
| Final test               | 01           | TX_Hop mode_Keep the EUT in frequency hopping mode with GFSK modulation, Pi/4DQPSK modulation. All modes have been tested and only the data of worst case is recorded in the report. |

#### 7.5.3 Test Setup Diagram



#### 7.5.4 Measurement Procedure and Data

Please Refer to Appendix for Details



Unless otherwise agreed in writing, this document is issued by the Company subject to its General Conditions of Service printed overleaf, available on request or accessible at <https://www.sgs.com/en/Terms-and-Conditions>. Attention is drawn to the limitation of liability, indemnification and jurisdiction issues defined therein. Any holder of this document is advised that information contained hereon reflects the Company's findings at the time of its intervention only and within the limits of Client's instructions, if any. The Company's sole responsibility is to its Client and this document does not exonerate parties to a transaction from exercising all their rights and obligations under the transaction documents. This document cannot be reproduced except in full, without prior written approval of the Company. Any unauthorized alteration, forgery or falsification of the content or appearance of this document is unlawful and offenders may be prosecuted to the fullest extent of the law. Unless otherwise stated the results shown in this test report refer only to the sample(s) tested and such sample(s) are retained for 30 days only.

### 7.6 Dwell Time

Test Requirement 47 CFR Part 15, Subpart C 15.247a(1)(iii)

Test Method: ANSI C63.10 (2013) Section 7.8.4

Limit:

| Frequency(MHz) | Limit   |
|----------------|---|
| 902-928        | 0.4S within a 20S period(20dB bandwidth<250kHz)                           |
|                | 0.4S within a 10S period(20dB bandwidth≥250kHz)                           |
| 2400-2483.5    | 0.4S within a period of 0.4S multiplied by the number of hopping channels |
| 5725-5850      | 0.4S within a 30S period  |

#### 7.6.1 E.U.T. Operation

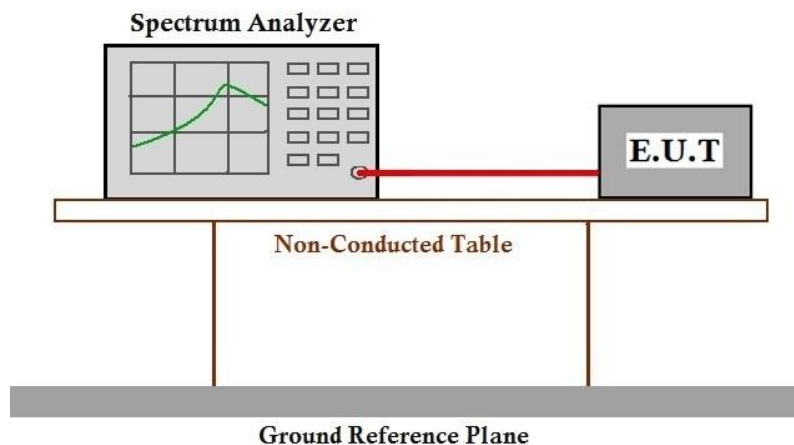
Operating Environment:

Temperature: 20.4 °C Humidity: 56.9 % RH Atmospheric Pressure: 1014 mbar

#### 7.6.2 Test Mode Description

| Pre-scan / Final test | Mode Code | Description  |
|-----------------------|-----------|--|
| Final test            | 01        | TX_Hop mode_Keep the EUT in frequency hopping mode with GFSK modulation, Pi/4DQPSK modulation. All modes have been tested and only the data of worst case is recorded in the report. |

#### 7.6.3 Test Setup Diagram



#### 7.6.4 Measurement Procedure and Data

Please Refer to Appendix for Details



Unless otherwise agreed in writing, this document is issued by the Company subject to its General Conditions of Service printed overleaf, available on request or accessible at <https://www.sgs.com/en/Terms-and-Conditions>. Attention is drawn to the limitation of liability, indemnification and jurisdiction issues defined therein. Any holder of this document is advised that information contained hereon reflects the Company's findings at the time of its intervention only and within the limits of Client's instructions, if any. The Company's sole responsibility is to its Client and this document does not exonerate parties to a transaction from exercising all their rights and obligations under the transaction documents. This document cannot be reproduced except in full, without prior written approval of the Company. Any unauthorized alteration, forgery or falsification of the content or appearance of this document is unlawful and offenders may be prosecuted to the fullest extent of the law. Unless otherwise stated the results shown in this test report refer only to the sample(s) tested and such sample(s) are retained for 30 days only.



### 7.7 Conducted Band Edges Measurement

Test Requirement 47 CFR Part 15, Subpart C 15.247(d)

Test Method: ANSI C63.10 (2013) Section 7.8.6

Limit:

In any 100 kHz bandwidth outside the frequency band in which the spread spectrum or digitally modulated intentional radiator is operating, the radio frequency power that is produced by the intentional radiator shall be at least 20 dB below that in the 100 kHz bandwidth within the band that contains the highest level of the desired power, based on either an RF conducted or a radiated measurement, provided the transmitter demonstrates compliance with the peak conducted power limits. If the transmitter complies with the conducted power limits based on the use of RMS averaging over a time interval, as permitted under paragraph (b)(3) of this section, the attenuation required under this paragraph shall be 30 dB instead of 20 dB. Attenuation below the general limits specified in §15.209(a) is not required. In addition, radiated emissions which fall in the restricted bands, as defined in §15.205(a), must also comply with the radiated emission limits specified in §15.209(a) (see §15.205(c)).

#### 7.7.1 E.U.T. Operation

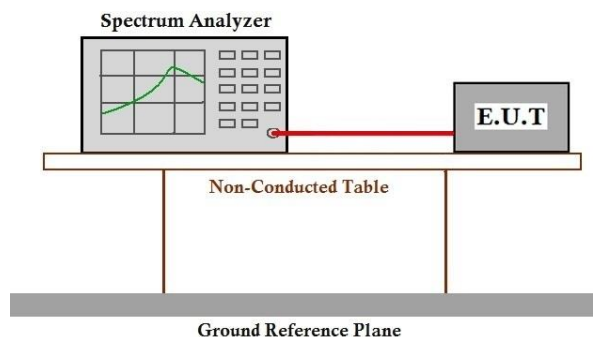
Operating Environment:

Temperature: 20.4 °C Humidity: 56.9 % RH Atmospheric Pressure: 1014 mbar

#### 7.7.2 Test Mode Description

| Pre-scan / Final test | Mode Code | Description  |
|-----------------------|-----------|--|
| Final test            | 00        | TX_non-Hop mode_Keep the EUT in continuously transmitting mode with GFSK modulation, Pi/4DQPSK modulation. All modes have been tested and only the data of worst case is recorded in the report. |
| Final test            | 01        | TX_Hop mode_Keep the EUT in frequency hopping mode with GFSK modulation, Pi/4DQPSK modulation. All modes have been tested and only the data of worst case is recorded in the report.             |

#### 7.7.3 Test Setup Diagram



#### 7.7.4 Measurement Procedure and Data

Please Refer to Appendix for Details



Unless otherwise agreed in writing, this document is issued by the Company subject to its General Conditions of Service printed overleaf, available on request or accessible at <https://www.sgs.com/en/Terms-and-Conditions>. Attention is drawn to the limitation of liability, indemnification and jurisdiction issues defined therein. Any holder of this document is advised that information contained hereon reflects the Company's findings at the time of its intervention only and within the limits of Client's instructions, if any. The Company's sole responsibility is to its Client and this document does not exonerate parties to a transaction from exercising all their rights and obligations under the transaction documents. This document cannot be reproduced except in full, without prior written approval of the Company. Any unauthorized alteration, forgery or falsification of the content or appearance of this document is unlawful and offenders may be prosecuted to the fullest extent of the law. Unless otherwise stated the results shown in this test report refer only to the sample(s) tested and such sample(s) are retained for 30 days only.

### 7.8 Conducted Spurious Emissions

Test Requirement 47 CFR Part 15, Subpart C 15.247(d)

Test Method: ANSI C63.10 (2013) Section 7.8.8

Limit:

In any 100 kHz bandwidth outside the frequency band in which the spread spectrum or digitally modulated intentional radiator is operating, the radio frequency power that is produced by the intentional radiator shall be at least 20 dB below that in the 100 kHz bandwidth within the band that contains the highest level of the desired power, based on either an RF conducted or a radiated measurement, provided the transmitter demonstrates compliance with the peak conducted power limits. If the transmitter complies with the conducted power limits based on the use of RMS averaging over a time interval, as permitted under paragraph (b)(3) of this section, the attenuation required under this paragraph shall be 30 dB instead of 20 dB. Attenuation below the general limits specified in §15.209(a) is not required. In addition, radiated emissions which fall in the restricted bands, as defined in §15.205(a), must also comply with the radiated emission limits specified in §15.209(a) (see §15.205(c)).

#### 7.8.1 E.U.T. Operation

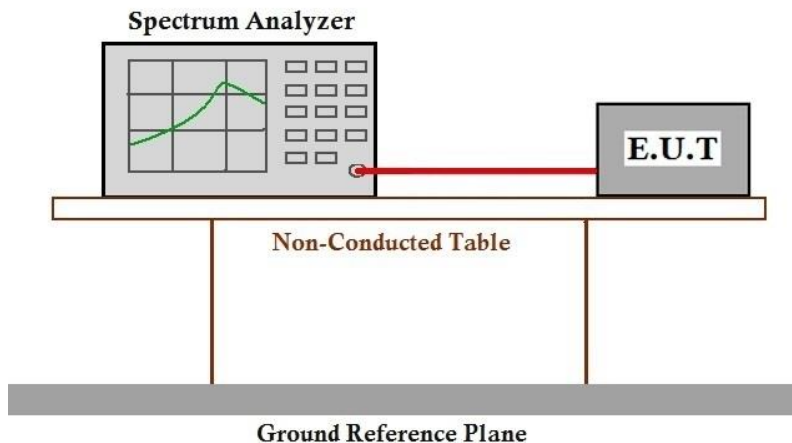
Operating Environment:

Temperature: 20.4 °C Humidity: 56.9 % RH Atmospheric Pressure: 1014 mbar

#### 7.8.2 Test Mode Description

| Pre-scan /<br>Final test | Mode<br>Code | Description  |
|--------------------------|--------------|--|
| Final test               | 00           | TX_non-Hop mode_Keep the EUT in continuously transmitting mode with GFSK modulation, Pi/4DQPSK modulation. All modes have been tested and only the data of worst case is recorded in the report. |

#### 7.8.3 Test Setup Diagram



#### 7.8.4 Measurement Procedure and Data

Please Refer to Appendix for Details



Unless otherwise agreed in writing, this document is issued by the Company subject to its General Conditions of Service printed overleaf, available on request or accessible at <https://www.sgs.com/en/Terms-and-Conditions>. Attention is drawn to the limitation of liability, indemnification and jurisdiction issues defined therein. Any holder of this document is advised that information contained hereon reflects the Company's findings at the time of its intervention only and within the limits of Client's instructions, if any. The Company's sole responsibility is to its Client and this document does not exonerate parties to a transaction from exercising all their rights and obligations under the transaction documents. This document cannot be reproduced except in full, without prior written approval of the Company. Any unauthorized alteration, forgery or falsification of the content or appearance of this document is unlawful and offenders may be prosecuted to the fullest extent of the law. Unless otherwise stated the results shown in this test report refer only to the sample(s) tested and such sample(s) are retained for 30 days only.

Attention: To check the authenticity of testing /inspection report & certificate, please contact us at telephone: (86-755) 8307 1443, or email: CN.Doccheck@sgs.com

**7.9 Radiated Emissions which fall in the restricted bands**

Test Requirement 47 CFR Part 15, Subpart C 15.205 & 15.209

Test Method: ANSI C63.10 (2013) Section 6.10.5

Limit:

Test Distance: 3 m

| Frequency (MHz) | Field strength (microvolts/meter) | Measurement distance(meters) |
|-----------------|-----------------------------------|------------------------------|
| 0.009-0.490     | 2400/F(kHz)                       | 300                          |
| 0.490-1.705     | 24000/F(kHz)                      | 30                           |
| 1.705-30.0      | 30                                | 30                           |
| 30-88           | 100                               | 3                            |
| 88-216          | 150                               | 3                            |
| 216-960         | 200                               | 3                            |
| Above 960       | 500                               | 3                            |

Remark: The emission limits shown in the above table are based on measurements employing a CISPR quasi-peak detector except for the frequency bands 9-90kHz, 110-490kHz and above 1000 MHz. Radiated emission limits in these three bands are based on measurements employing an average detector, the peak field strength of any emission shall not exceed the maximum permitted average limits specified above by more than 20 dB under any condition of modulation.

**7.9.1 E.U.T. Operation**

Operating Environment:

Temperature: 19.5 °C Humidity: 54.2 % RH Atmospheric Pressure: 1014 mbar

**7.9.2 Test Mode Description**

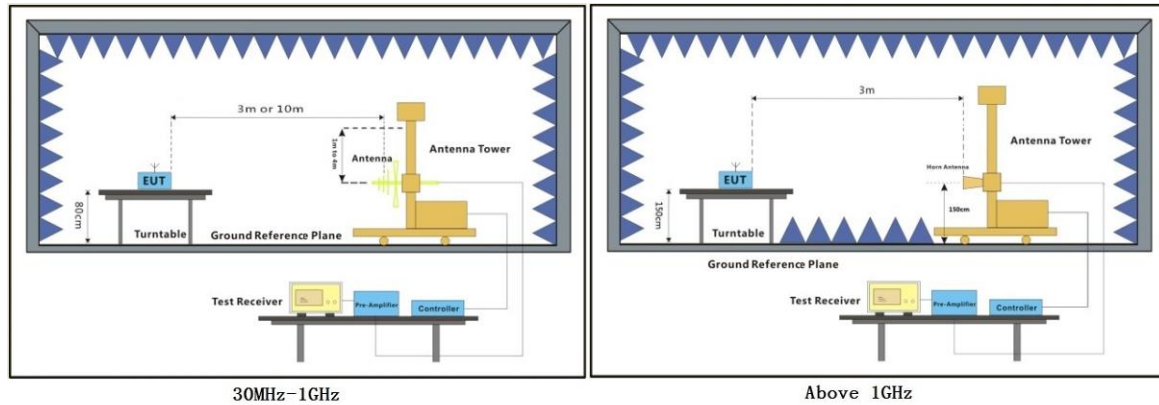
| Pre-scan / Final test | Mode Code | Description  |
|-----------------------|-----------|--|
| Final test            | 00        | TX_non-Hop mode_Keep the EUT in continuously transmitting mode with GFSK modulation, Pi/4DQPSK modulation. All modes have been tested and only the data of worst case is recorded in the report. |



Unless otherwise agreed in writing, this document is issued by the Company subject to its General Conditions of Service printed overleaf, available on request or accessible at <https://www.sgs.com/en/Terms-and-Conditions>. Attention is drawn to the limitation of liability, indemnification and jurisdiction issues defined therein. Any holder of this document is advised that information contained hereon reflects the Company's findings at the time of its intervention only and within the limits of Client's instructions, if any. The Company's sole responsibility is to its Client and this document does not exonerate parties to a transaction from exercising all their rights and obligations under the transaction documents. This document cannot be reproduced except in full, without prior written approval of the Company. Any unauthorized alteration, forgery or falsification of the content or appearance of this document is unlawful and offenders may be prosecuted to the fullest extent of the law. Unless otherwise stated the results shown in this test report refer only to the sample(s) tested and such sample(s) are retained for 30 days only.

Attention: To check the authenticity of testing /inspection report & certificate, please contact us at telephone: (86-755) 8307 1443, or email: CN.Doccheck@sgs.com

**7.9.3 Test Setup Diagram**



**7.9.4 Measurement Procedure and Data**

- For below 1GHz, the EUT was placed on the top of a rotating table 0.8 meters above the ground at a 3 or 10 meter semi-anechoic chamber. The table was rotated 360 degrees to determine the position of the highest radiation.
- For above 1GHz, the EUT was placed on the top of a rotating table 1.5 meters above the ground at a 3 meter fully-anechoic chamber. The table was rotated 360 degrees to determine the position of the highest radiation.
- The EUT was set 3 or 10 meters away from the interference-receiving antenna, which was mounted on the top of a variable-height antenna tower.
- The antenna height is varied from one meter to four meters above the ground to determine the maximum value of the field strength. Both horizontal and vertical polarizations of the antenna are set to make the measurement.
- For each suspected emission, the EUT was arranged to its worst case and then the antenna was tuned to heights from 1 meter to 4 meters (for the test frequency of below 30MHz, the antenna was tuned to heights 1 meter) and the rotatable table was turned from 0 degrees to 360 degrees to find the maximum reading.
- The test-receiver system was set to Peak Detect Function and Specified Bandwidth with Maximum Hold Mode.
- If the emission level of the EUT in peak mode was 10dB lower than the limit specified, then testing could be stopped and the peak values of the EUT would be reported. Otherwise the emissions that did not have 10dB margin would be re-tested one by one using peak, quasi-peak or average method as specified and then reported in a data sheet.
- Test the EUT in the lowest channel, the Highest channel.
- The radiation measurements are performed in X, Y, Z axis positioning for Transmitting mode, and found the X axis positioning which it is the worst case.
- Repeat above procedures until all frequencies measured was complete.

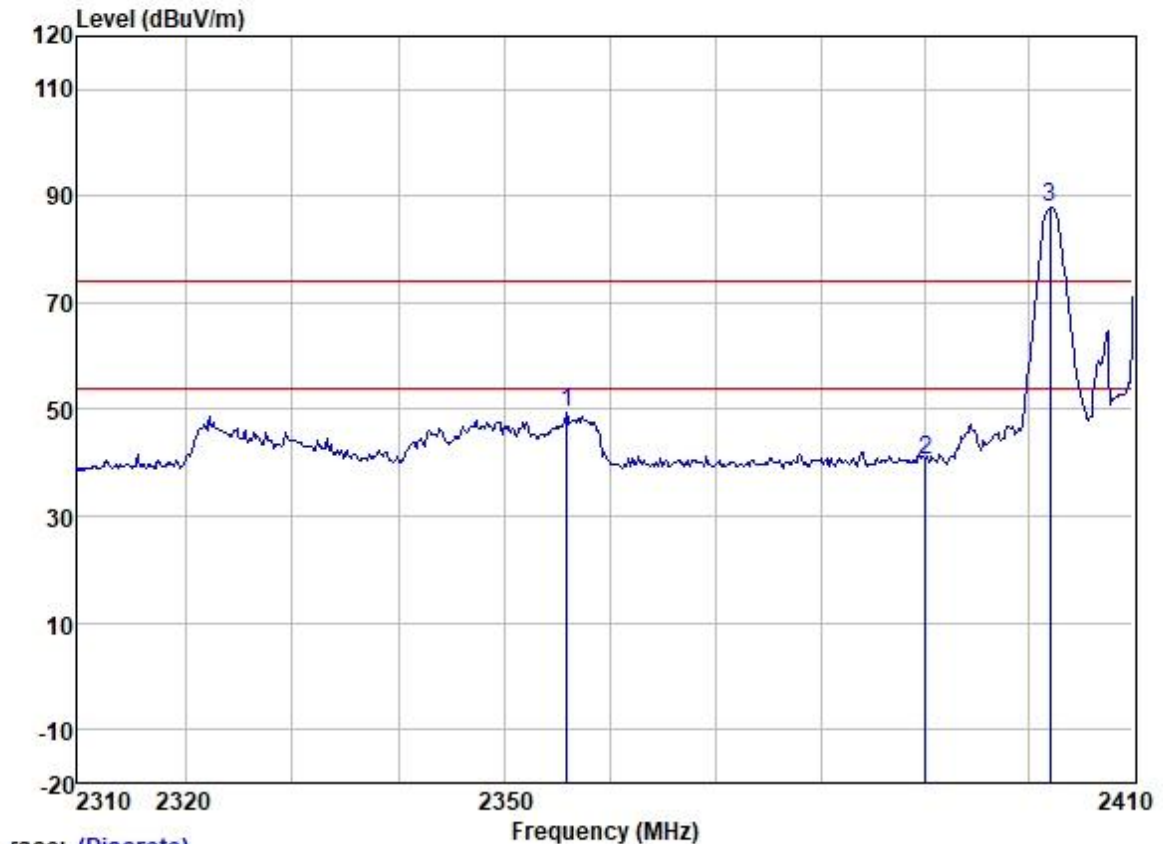
Remark 1: Level= Read Level+ Cable Loss+ Antenna Factor- Preamp Factor

Remark 2: For frequencies above 1GHz, the field strength limits are based on average limits. However, the peak field strength of any emission shall not exceed the maximum permitted average limits specified above by more than 20 dB under any condition of modulation. For the emissions whose peak level is lower than the average limit, only the peak measurement is shown in the report.



Unless otherwise agreed in writing, this document is issued by the Company subject to its General Conditions of Service printed overleaf, available on request or accessible at <https://www.sgs.com/en/Terms-and-Conditions>. Attention is drawn to the limitation of liability, indemnification and jurisdiction issues defined therein. Any holder of this document is advised that information contained hereon reflects the Company's findings at the time of its intervention only and within the limits of Client's instructions, if any. The Company's sole responsibility is to its Client and this document does not exonerate parties to a transaction from exercising all their rights and obligations under the transaction documents. This document cannot be reproduced except in full, without prior written approval of the Company. Any unauthorized alteration, forgery or falsification of the content or appearance of this document is unlawful and offenders may be prosecuted to the fullest extent of the law. Unless otherwise stated the results shown in this test report refer only to the sample(s) tested and such sample(s) are retained for 30 days only.

Test Mode: 00; Polarity: Vertical; Modulation: GFSK; Channel:Low



Trace: (Discrete)

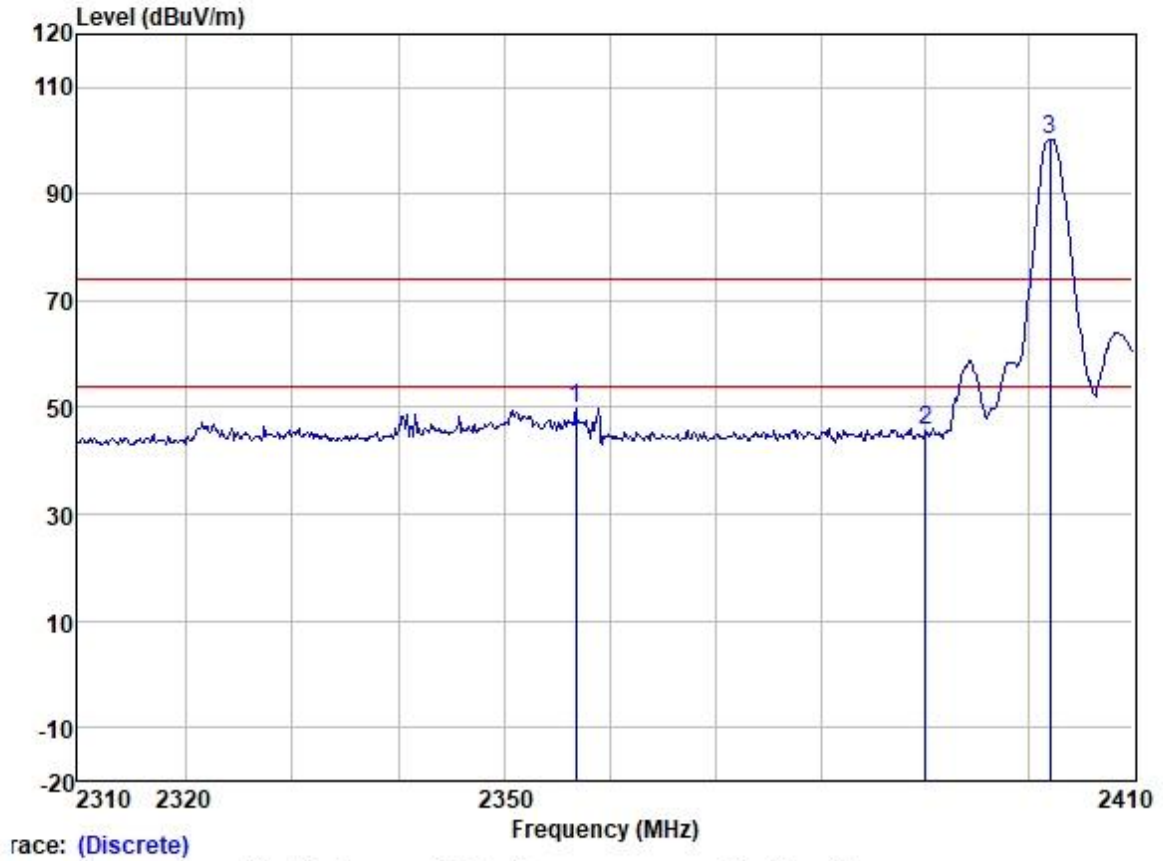
|     | Read Freq | Antenna Level | Cable Loss | Preamp Factor | Limit Level | Over Limit | Pol/Phase | Remark               |
|-----|-----------|---------------|------------|---------------|-------------|------------|-----------|----------------------|
|     | MHz       | dBuV          | dB/m       | dB            | dBuV/m      | dBuV/m     | dB        |                      |
| 1   | 2355.873  | 55.18         | 27.61      | 3.74          | 37.23       | 49.30      | 74.00     | -24.70 VERTICAL peak |
| 2   | 2390.000  | 46.37         | 27.68      | 3.77          | 37.21       | 40.61      | 74.00     | -33.39 VERTICAL peak |
| 3 * | 2402.000  | 93.58         | 27.71      | 3.78          | 37.21       | 87.86      | 74.00     | 13.86 VERTICAL peak  |



Unless otherwise agreed in writing, this document is issued by the Company subject to its General Conditions of Service printed overleaf, available on request or accessible at <https://www.sgs.com/en/Terms-and-Conditions>. Attention is drawn to the limitation of liability, indemnification and jurisdiction issues defined therein. Any holder of this document is advised that information contained hereon reflects the Company's findings at the time of its intervention only and within the limits of Client's instructions, if any. The Company's sole responsibility is to its Client and this document does not exonerate parties to a transaction from exercising all their rights and obligations under the transaction documents. This document cannot be reproduced except in full, without prior written approval of the Company. Any unauthorized alteration, forgery or falsification of the content or appearance of this document is unlawful and offenders may be prosecuted to the fullest extent of the law. Unless otherwise stated the results shown in this test report refer only to the sample(s) tested and such sample(s) are retained for 30 days only.

Attention: To check the authenticity of testing /inspection report & certificate, please contact us at telephone: (86-755) 8307 1443, or email: CN.Doccheck@sgs.com

Test Mode: 00; Polarity: Horizontal; Modulation: GFSK; Channel:Low



Trace: (Discrete)

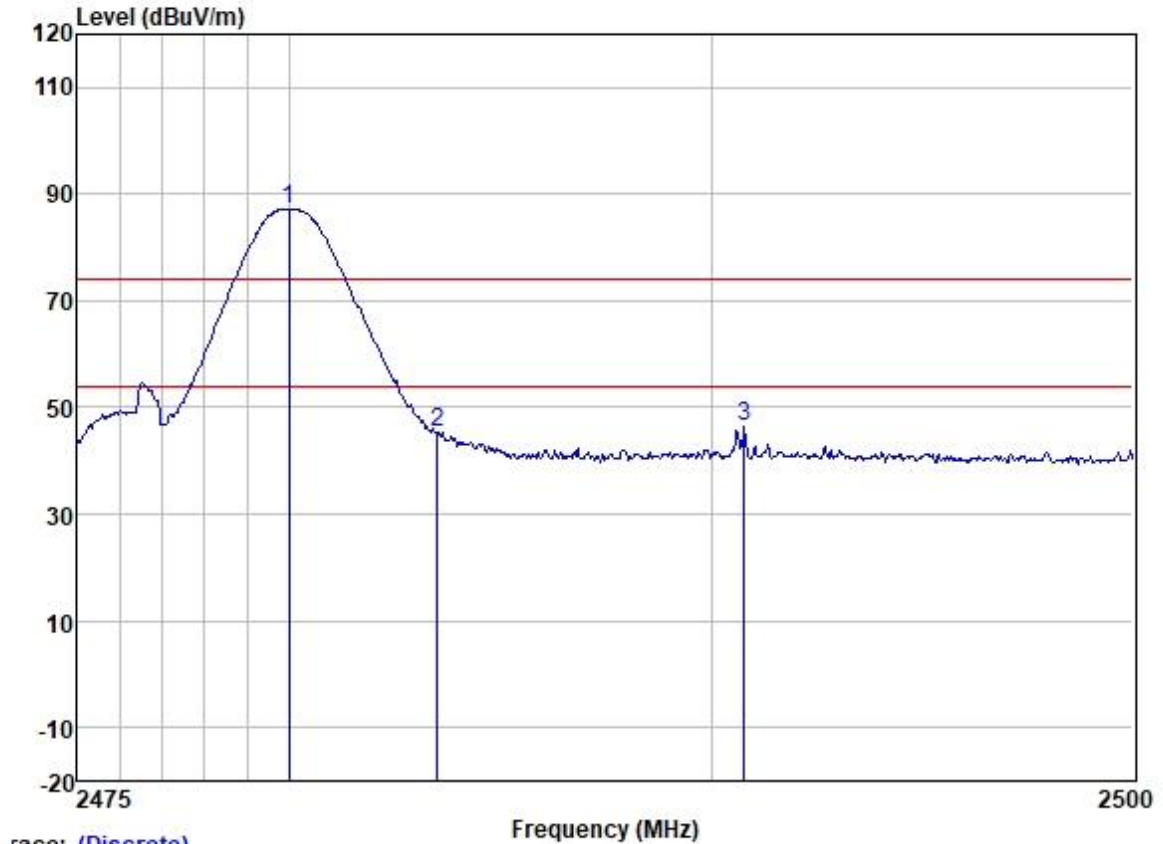
|     | Read Freq | Antenna Level | Cable Factor | Preamp Loss | Preamp Factor | Limit Level | Over Limit | Pol/Phase | Remark          |
|-----|-----------|---------------|--------------|-------------|---------------|-------------|------------|-----------|-----------------|
|     | MHz       | dBuV          | dB/m         | dB          | dB            | dBuV/m      | dB         |           |                 |
| 1   | 2356.672  | 55.70         | 27.62        | 3.75        | 37.23         | 49.84       | 74.00      | -24.16    | HORIZONTAL peak |
| 2   | 2390.000  | 51.39         | 27.68        | 3.77        | 37.21         | 45.63       | 74.00      | -28.37    | HORIZONTAL peak |
| 3 * | 2402.000  | 106.02        | 27.71        | 3.78        | 37.21         | 100.30      | 74.00      | 26.30     | HORIZONTAL peak |



Unless otherwise agreed in writing, this document is issued by the Company subject to its General Conditions of Service printed overleaf, available on request or accessible at <https://www.sgs.com/en/Terms-and-Conditions>. Attention is drawn to the limitation of liability, indemnification and jurisdiction issues defined therein. Any holder of this document is advised that information contained hereon reflects the Company's findings at the time of its intervention only and within the limits of Client's instructions, if any. The Company's sole responsibility is to its Client and this document does not exonerate parties to a transaction from exercising all their rights and obligations under the transaction documents. This document cannot be reproduced except in full, without prior written approval of the Company. Any unauthorized alteration, forgery or falsification of the content or appearance of this document is unlawful and offenders may be prosecuted to the fullest extent of the law. Unless otherwise stated the results shown in this test report refer only to the sample(s) tested and such sample(s) are retained for 30 days only.

Attention: To check the authenticity of testing /inspection report & certificate, please contact us at telephone: (86-755) 8307 1443, or email: CN.Doccheck@sgs.com

Test Mode: 00; Polarity: Vertical; Modulation: GFSK; Channel: High



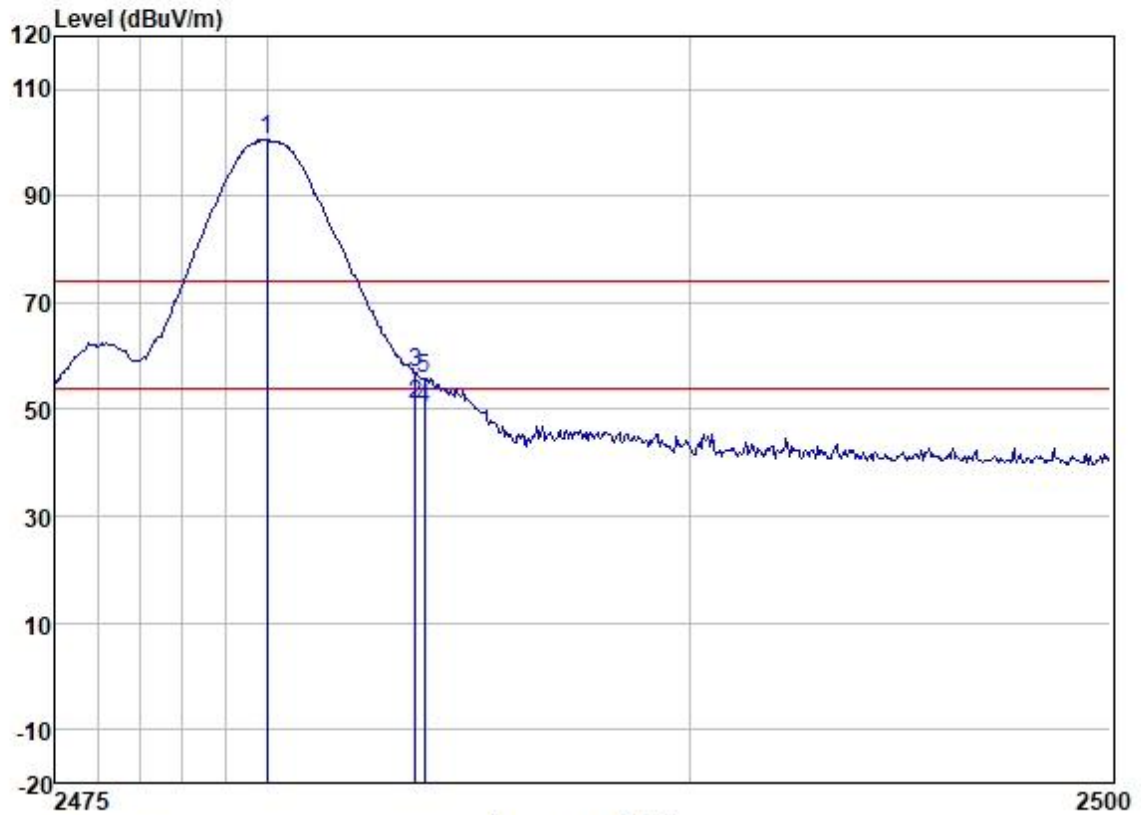
Trace: (Discrete)

|     | Read Freq | Antenna Level | Cable Factor | Preamp Loss | Preamp Factor | Limit Level | Over Limit | Pol/Phase | Remark        |
|-----|-----------|---------------|--------------|-------------|---------------|-------------|------------|-----------|---------------|
|     | MHz       | dBuV          | dB/m         | dB          | dB            | dBuV/m      | dB         |           |               |
| 1 * | 2480.000  | 92.61         | 27.84        | 3.82        | 37.19         | 87.08       | 74.00      | 13.08     | VERTICAL peak |
| 2   | 2483.500  | 50.74         | 27.85        | 3.82        | 37.19         | 45.22       | 74.00      | -28.78    | VERTICAL peak |
| 3   | 2490.771  | 52.10         | 27.86        | 3.83        | 37.19         | 46.60       | 74.00      | -27.40    | VERTICAL peak |



Unless otherwise agreed in writing, this document is issued by the Company subject to its General Conditions of Service printed overleaf, available on request or accessible at <https://www.sgs.com/en/Terms-and-Conditions>. Attention is drawn to the limitation of liability, indemnification and jurisdiction issues defined therein. Any holder of this document is advised that information contained hereon reflects the Company's findings at the time of its intervention only and within the limits of Client's instructions, if any. The Company's sole responsibility is to its Client and this document does not exonerate parties to a transaction from exercising all their rights and obligations under the transaction documents. This document cannot be reproduced except in full, without prior written approval of the Company. Any unauthorized alteration, forgery or falsification of the content or appearance of this document is unlawful and offenders may be prosecuted to the fullest extent of the law. Unless otherwise stated the results shown in this test report refer only to the sample(s) tested and such sample(s) are retained for 30 days only.

Test Mode: 00; Polarity: Horizontal; Modulation: GFSK; Channel: High



Trace: (Discrete)

|     | Read Freq | Antenna Level | Factor | Cable Loss | Preamp Factor | Limit Level | Over Limit | Pol/Phase | Remark             |
|-----|-----------|---------------|--------|------------|---------------|-------------|------------|-----------|--------------------|
|     | MHz       | dBuV          | dB/m   | dB         | dB            | dBuV/m      | dB         |           |                    |
| 1 * | 2480.000  | 105.98        | 27.84  | 3.82       | 37.19         | 100.45      | 74.00      | 26.45     | HORIZONTAL peak    |
| 2   | 2483.500  | 56.32         | 27.85  | 3.82       | 37.19         | 50.80       | 54.00      | -3.20     | HORIZONTAL Average |
| 3   | 2483.500  | 62.28         | 27.85  | 3.82       | 37.19         | 56.76       | 74.00      | -17.24    | HORIZONTAL peak    |
| 4   | 2483.721  | 55.78         | 27.85  | 3.82       | 37.19         | 50.26       | 54.00      | -3.74     | HORIZONTAL Average |
| 5   | 2483.721  | 61.47         | 27.85  | 3.82       | 37.19         | 55.95       | 74.00      | -18.05    | HORIZONTAL peak    |



Unless otherwise agreed in writing, this document is issued by the Company subject to its General Conditions of Service printed overleaf, available on request or accessible at <https://www.sgs.com/en/Terms-and-Conditions>. Attention is drawn to the limitation of liability, indemnification and jurisdiction issues defined therein. Any holder of this document is advised that information contained hereon reflects the Company's findings at the time of its intervention only and within the limits of Client's instructions, if any. The Company's sole responsibility is to its Client and this document does not exonerate parties to a transaction from exercising all their rights and obligations under the transaction documents. This document cannot be reproduced except in full, without prior written approval of the Company. Any unauthorized alteration, forgery or falsification of the content or appearance of this document is unlawful and offenders may be prosecuted to the fullest extent of the law. Unless otherwise stated the results shown in this test report refer only to the sample(s) tested and such sample(s) are retained for 30 days only.

Attention: To check the authenticity of testing /inspection report & certificate, please contact us at telephone: (86-755) 8307 1443, or email: CN.Doccheck@sgs.com



### 7.10 Radiated Spurious Emissions Below 1GHz

Test Requirement 47 CFR Part 15, Subpart C 15.205 & 15.209

Test Method: ANSI C63.10 (2013) Section 6.4,6.5

Limit:

Test Distance: 3 m

| Frequency (MHz) | Field strength (microvolts/meter) | Measurement distance(meters) |
|-----------------|-----------------------------------|------------------------------|
| 0.009-0.490     | 2400/F(kHz)                       | 300                          |
| 0.490-1.705     | 24000/F(kHz)                      | 30                           |
| 1.705-30.0      | 30                                | 30                           |
| 30-88           | 100                               | 3                            |
| 88-216          | 150                               | 3                            |
| 216-960         | 200                               | 3                            |
| 960-1000        | 500                               | 3                            |

#### 7.10.1 E.U.T. Operation

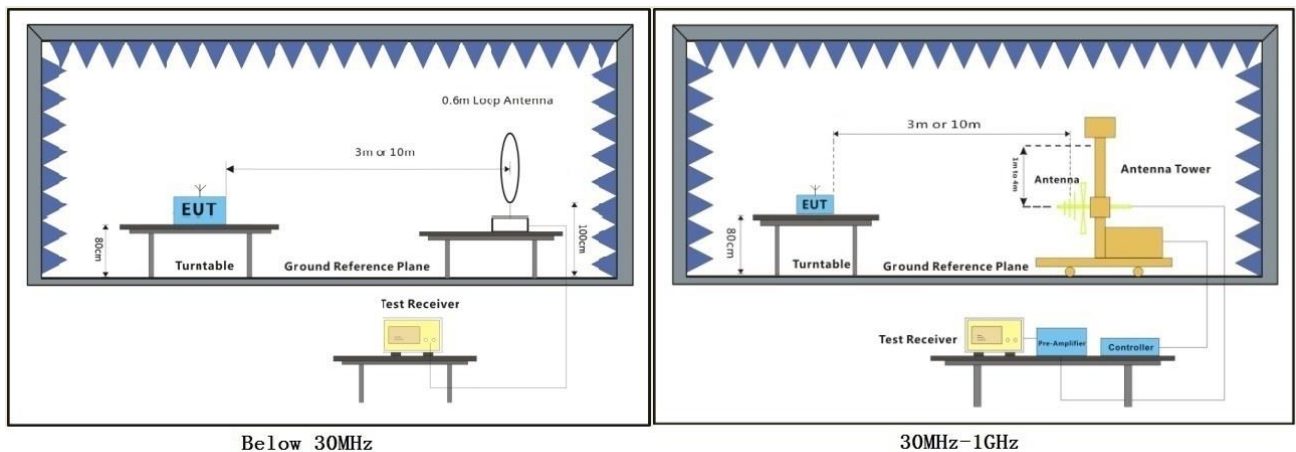
Operating Environment:

Temperature: 21.4 °C Humidity: 46.8 % RH Atmospheric Pressure: 1020 mbar

#### 7.10.2 Test Mode Description

| Pre-scan / Final test | Mode Code | Description  |
|-----------------------|-----------|--|
| Final test            | 00        | TX_non-Hop mode_Keep the EUT in continuously transmitting mode with GFSK modulation, Pi/4DQPSK modulation. All modes have been tested and only the data of worst case is recorded in the report. |

#### 7.10.3 Test Setup Diagram



Unless otherwise agreed in writing, this document is issued by the Company subject to its General Conditions of Service printed overleaf, available on request or accessible at <https://www.sgs.com/en/Terms-and-Conditions>. Attention is drawn to the limitation of liability, indemnification and jurisdiction issues defined therein. Any holder of this document is advised that information contained hereon reflects the Company's findings at the time of its intervention only and within the limits of Client's instructions, if any. The Company's sole responsibility is to its Client and this document does not exonerate parties to a transaction from exercising all their rights and obligations under the transaction documents. This document cannot be reproduced except in full, without prior written approval of the Company. Any unauthorized alteration, forgery or falsification of the content or appearance of this document is unlawful and offenders may be prosecuted to the fullest extent of the law. Unless otherwise stated the results shown in this test report refer only to the sample(s) tested and such sample(s) are retained for 30 days only.

Attention: To check the authenticity of testing /inspection report & certificate, please contact us at telephone: (86-755) 8307 1443, or email: CN.Doccheck@sgs.com

SGS-CSTC Standards Technical Services Co., Ltd. No.198, Kezhu Road, Science City, Economic & Technological Development Area, Guangzhou, Guangdong, China 510663 t (86-20) 82155555 www.sgsgroup.com.cn  
 Guangzhou Branch, EMC/RF/EMC Laboratory. 中国·广东·广州高新技术产业开发区科学城科珠路198号 邮编: 510663 t (86-20) 82155555 sgs.china@sgs.com

### 7.10.4 Measurement Procedure and Data

- a. For below 1GHz, the EUT was placed on the top of a rotating table 0.8 meters above the ground at a 3 or 10 meter semi-anechoic chamber. The table was rotated 360 degrees to determine the position of the highest radiation.
- b. The EUT was set 3 or 10 meters away from the interference-receiving antenna, which was mounted on the top of a variable-height antenna tower.
- c. The antenna height is varied from one meter to four meters above the ground to determine the maximum value of the field strength. Both horizontal and vertical polarizations of the antenna are set to make the measurement.
- d. For each suspected emission, the EUT was arranged to its worst case and then the antenna was tuned to heights from 1 meter to 4 meters (for the test frequency of below 30MHz, the antenna was tuned to heights 1 meter) and the rotatable table was turned from 0 degrees to 360 degrees to find the maximum reading.
- e. The test-receiver system was set to Peak Detect Function and Specified Bandwidth with Maximum Hold Mode.
- f. If the emission level of the EUT in peak mode was 10dB lower than the limit specified, then testing could be stopped and the peak values of the EUT would be reported. Otherwise the emissions that did not have 10dB margin would be re-tested one by one using quasi-peak method as specified and then reported in a data sheet.
- g. Test the EUT in the lowest channel, the middle channel, the Highest channel.
- h. The radiation measurements are performed in X, Y, Z axis positioning for Transmitting mode, and found the X axis positioning which it is the worst case.
- i. Repeat above procedures until all frequencies measured was complete.

Remark:

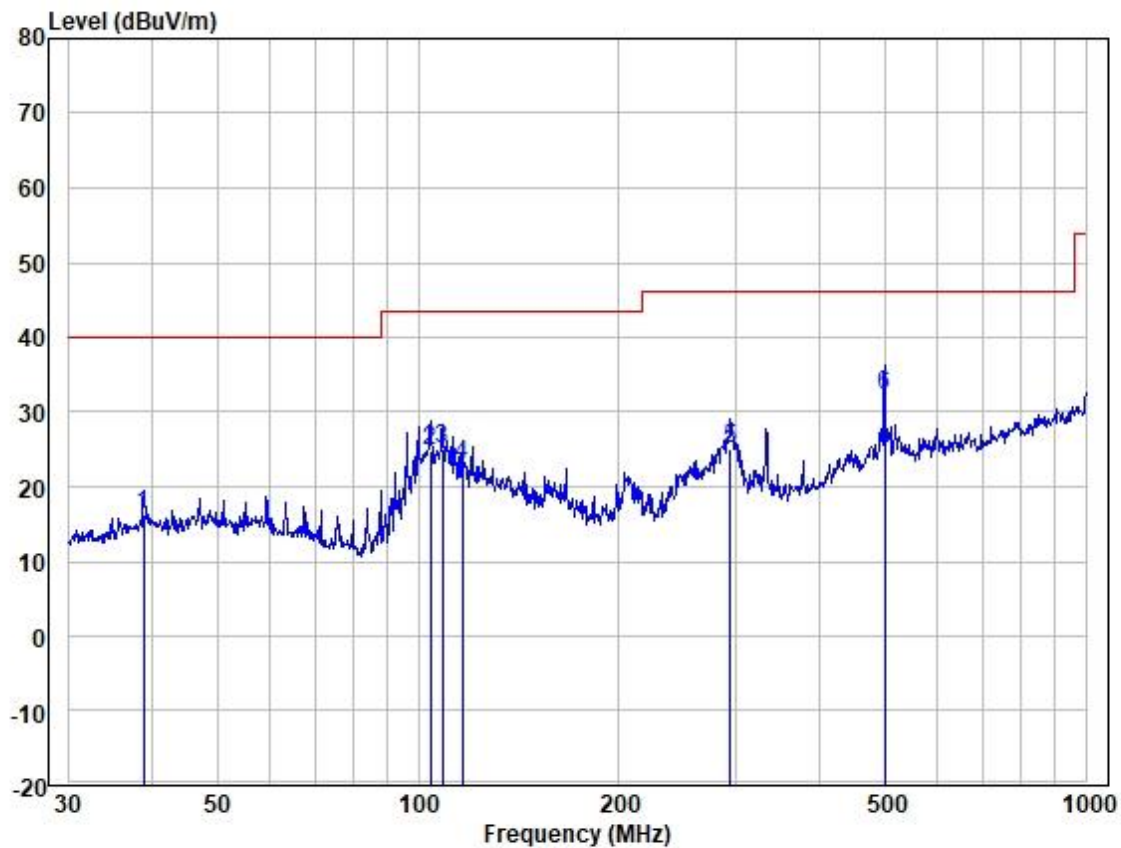
1. Level= Read Level+ Cable Loss+ Antenna Factor- Preamp Factor
2. Scan from 9kHz to 30MHz, the disturbance below 30MHz was very low. The points marked on above plots are the highest emissions could be found when testing, so only above points had been displayed. The amplitude of spurious emissions from the radiator which are attenuated more than 20dB below the limit need not be reported.



Unless otherwise agreed in writing, this document is issued by the Company subject to its General Conditions of Service printed overleaf, available on request or accessible at <https://www.sgs.com/en/Terms-and-Conditions>. Attention is drawn to the limitation of liability, indemnification and jurisdiction issues defined therein. Any holder of this document is advised that information contained hereon reflects the Company's findings at the time of its intervention only and within the limits of Client's instructions, if any. The Company's sole responsibility is to its Client and this document does not exonerate parties to a transaction from exercising all their rights and obligations under the transaction documents. This document cannot be reproduced except in full, without prior written approval of the Company. Any unauthorized alteration, forgery or falsification of the content or appearance of this document is unlawful and offenders may be prosecuted to the fullest extent of the law. Unless otherwise stated the results shown in this test report refer only to the sample(s) tested and such sample(s) are retained for 30 days only.

Attention: To check the authenticity of testing /inspection report & certificate, please contact us at telephone: (86-755) 8307 1443, or email: CN.Doccheck@sgs.com

Test Mode: 00; Polarity: Horizontal



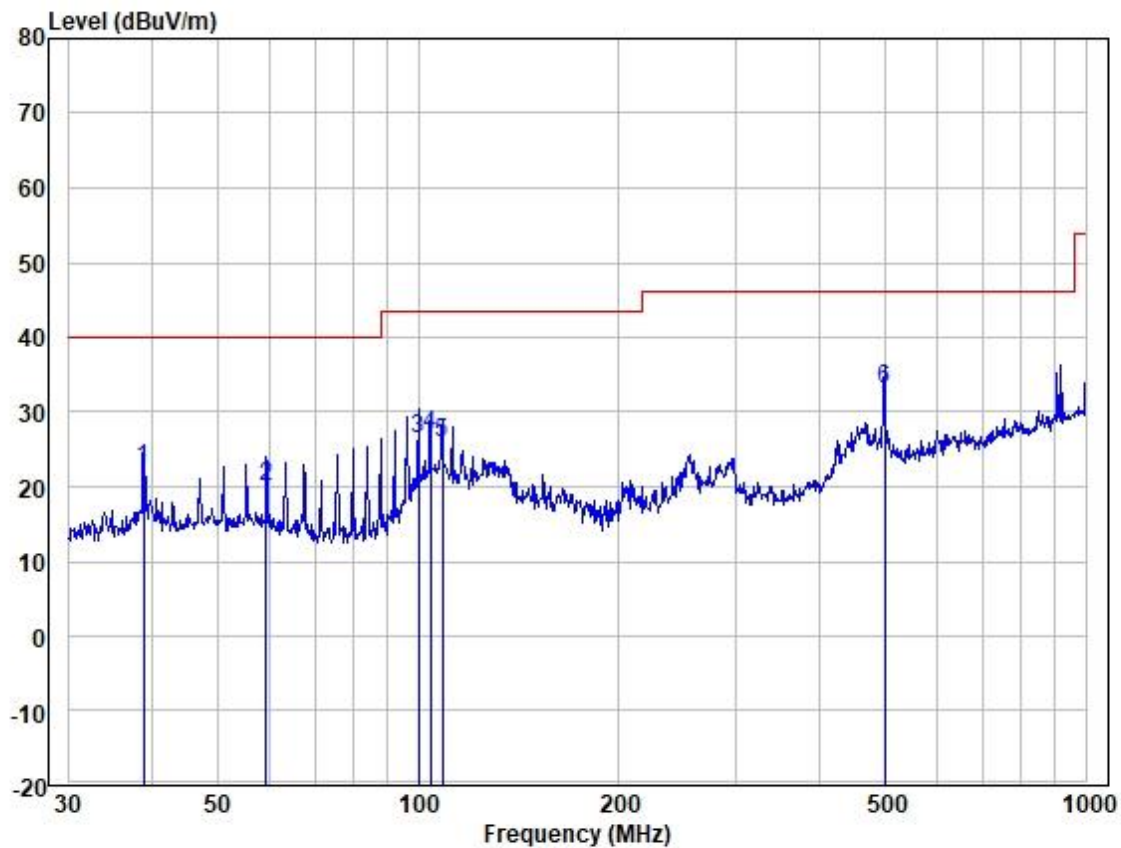
Site : 966 Chamber  
 Job :  
 Model :  
 Power :  
 Test Mode :

|   | Freq    | Read Level | Antenna Factor | Cable Loss | Preamp Factor | Measured Level | Limit Line | Over Limit | Pol/Phase  | Remark |
|---|---------|------------|----------------|------------|---------------|----------------|------------|------------|------------|--------|
|   | MHz     | dBuV       | dB/m           | dB         | dB            | dBuV/m         | dBuV/m     | dB         |            |        |
| 1 | 38.888  | 29.93      | 18.93          | 0.35       | 32.83         | 16.38          | 40.00      | -23.62     | HORIZONTAL | QP     |
| 2 | 104.536 | 41.83      | 15.34          | 0.55       | 32.80         | 24.92          | 43.52      | -18.60     | HORIZONTAL | QP     |
| 3 | 108.647 | 41.41      | 15.92          | 0.57       | 32.80         | 25.10          | 43.52      | -18.42     | HORIZONTAL | QP     |
| 4 | 116.540 | 38.42      | 16.83          | 0.59       | 32.80         | 23.04          | 43.52      | -20.48     | HORIZONTAL | QP     |
| 5 | 293.084 | 37.74      | 19.13          | 0.97       | 32.80         | 25.04          | 46.02      | -20.98     | HORIZONTAL | QP     |
| 6 | 499.425 | 40.27      | 23.55          | 1.29       | 32.90         | 32.21          | 46.02      | -13.81     | HORIZONTAL | QP     |



Unless otherwise agreed in writing, this document is issued by the Company subject to its General Conditions of Service printed overleaf, available on request or accessible at <https://www.sgs.com/en/Terms-and-Conditions>. Attention is drawn to the limitation of liability, indemnification and jurisdiction issues defined therein. Any holder of this document is advised that information contained hereon reflects the Company's findings at the time of its intervention only and within the limits of Client's instructions, if any. The Company's sole responsibility is to its Client and this document does not exonerate parties to a transaction from exercising all their rights and obligations under the transaction documents. This document cannot be reproduced except in full, without prior written approval of the Company. Any unauthorized alteration, forgery or falsification of the content or appearance of this document is unlawful and offenders may be prosecuted to the fullest extent of the law. Unless otherwise stated the results shown in this test report refer only to the sample(s) tested and such sample(s) are retained for 30 days only.

Test Mode: 00; Polarity: Vertical



Site : 966 Chamber  
 Job :  
 Model :  
 Power :  
 Test Mode :

|   | Freq    | Read Level | Antenna Factor | Cable Loss | Preamp Factor | Measured Level | Limit Line | Over Limit | Pol/Phase | Remark |
|---|---------|------------|----------------|------------|---------------|----------------|------------|------------|-----------|--------|
|   | MHz     | dBuV       | dB/m           | dB         | dB            | dBuV/m         | dBuV/m     | dB         |           |        |
| 1 | 38.888  | 35.87      | 18.93          | 0.35       | 32.83         | 22.32          | 40.00      | -17.68     | VERTICAL  | QP     |
| 2 | 59.232  | 33.45      | 18.89          | 0.41       | 32.80         | 19.95          | 40.00      | -20.05     | VERTICAL  | QP     |
| 3 | 100.229 | 43.99      | 14.55          | 0.54       | 32.80         | 26.28          | 43.52      | -17.24     | VERTICAL  | QP     |
| 4 | 104.536 | 43.88      | 15.34          | 0.55       | 32.80         | 26.97          | 43.52      | -16.55     | VERTICAL  | QP     |
| 5 | 108.647 | 42.21      | 15.92          | 0.57       | 32.80         | 25.90          | 43.52      | -17.62     | VERTICAL  | QP     |
| 6 | 499.425 | 41.07      | 23.55          | 1.29       | 32.90         | 33.01          | 46.02      | -13.01     | VERTICAL  | QP     |



Unless otherwise agreed in writing, this document is issued by the Company subject to its General Conditions of Service printed overleaf, available on request or accessible at <https://www.sgs.com/en/Terms-and-Conditions>. Attention is drawn to the limitation of liability, indemnification and jurisdiction issues defined therein. Any holder of this document is advised that information contained hereon reflects the Company's findings at the time of its intervention only and within the limits of Client's instructions, if any. The Company's sole responsibility is to its Client and this document does not exonerate parties to a transaction from exercising all their rights and obligations under the transaction documents. This document cannot be reproduced except in full, without prior written approval of the Company. Any unauthorized alteration, forgery or falsification of the content or appearance of this document is unlawful and offenders may be prosecuted to the fullest extent of the law. Unless otherwise stated the results shown in this test report refer only to the sample(s) tested and such sample(s) are retained for 30 days only.

### 7.11 Radiated Spurious Emissions Above 1GHz

Test Requirement 47 CFR Part 15, Subpart C 15.205 & 15.209

Test Method: ANSI C63.10 (2013) Section 6.6

Limit:

| Frequency (MHz) | Field strength (microvolts/meter) | Measurement distance(meters) |
|-----------------|-----------------------------------|------------------------------|
| Above 1000      | 500                               | 3                            |

#### 7.11.1 E.U.T. Operation

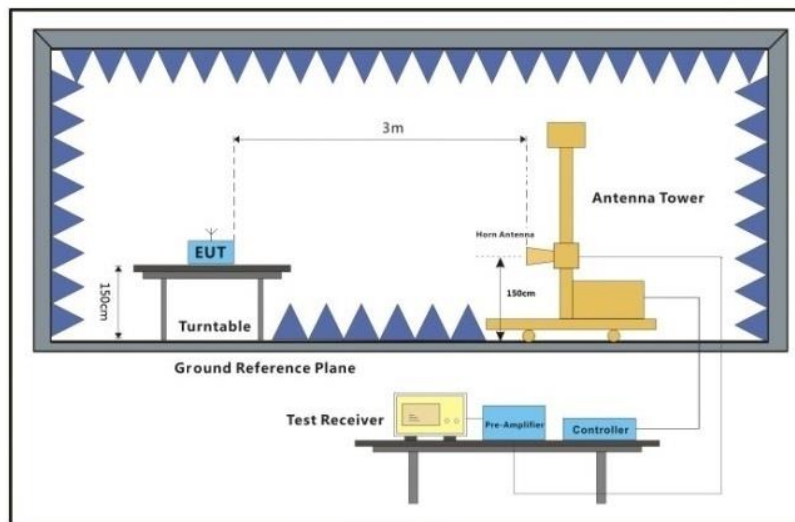
Operating Environment:

Temperature: 19.5 °C Humidity: 54.2 % RH Atmospheric Pressure: 1014 mbar

#### 7.11.2 Test Mode Description

| Pre-scan / Final test | Mode Code | Description  |
|-----------------------|-----------|--|
| Final test            | 00        | TX_non-Hop mode_Keep the EUT in continuously transmitting mode with GFSK modulation, Pi/4DQPSK modulation. All modes have been tested and only the data of worst case is recorded in the report. |

#### 7.11.3 Test Setup Diagram



Above 1GHz



Unless otherwise agreed in writing, this document is issued by the Company subject to its General Conditions of Service printed overleaf, available on request or accessible at <https://www.sgs.com/en/Terms-and-Conditions>. Attention is drawn to the limitation of liability, indemnification and jurisdiction issues defined therein. Any holder of this document is advised that information contained hereon reflects the Company's findings at the time of its intervention only and within the limits of Client's instructions, if any. The Company's sole responsibility is to its Client and this document does not exonerate parties to a transaction from exercising all their rights and obligations under the transaction documents. This document cannot be reproduced except in full, without prior written approval of the Company. Any unauthorized alteration, forgery or falsification of the content or appearance of this document is unlawful and offenders may be prosecuted to the fullest extent of the law. Unless otherwise stated the results shown in this test report refer only to the sample(s) tested and such sample(s) are retained for 30 days only.

Attention: To check the authenticity of testing /inspection report & certificate, please contact us at telephone: (86-755) 8307 1443, or email: CN.Doccheck@sgs.com

**7.11.4 Measurement Procedure and Data**

- a. For above 1GHz, the EUT was placed on the top of a rotating table 1.5 meters above the ground at a 3 meter fully-anechoic chamber. The table was rotated 360 degrees to determine the position of the highest radiation.
- b. The EUT was set 3 meters away from the interference-receiving antenna, which was mounted on the top of a variable-height antenna tower.
- c. The antenna height is varied from one meter to four meters above the ground to determine the maximum value of the field strength. Both horizontal and vertical polarizations of the antenna are set to make the measurement.
- d. For each suspected emission, the EUT was arranged to its worst case and then the antenna was tuned to heights from 1 meter to 4 meters (for the test frequency of below 30MHz, the antenna was tuned to heights 1 meter) and the rotatable table was turned from 0 degrees to 360 degrees to find the maximum reading.
- e. The test-receiver system was set to Peak Detect Function and Specified Bandwidth with Maximum Hold Mode.
- f. If the emission level of the EUT in peak mode was 10dB lower than the limit specified, then testing could be stopped and the peak values of the EUT would be reported. Otherwise the emissions that did not have 10dB margin would be re-tested one by one using peak or average method as specified and then reported in a data sheet.
- g. Test the EUT in the lowest channel, the middle channel, the Highest channel.
- h. The radiation measurements are performed in X, Y, Z axis positioning for Transmitting mode, and found the X axis positioning which it is the worst case.
- i. Repeat above procedures until all frequencies measured was complete.

Remark:

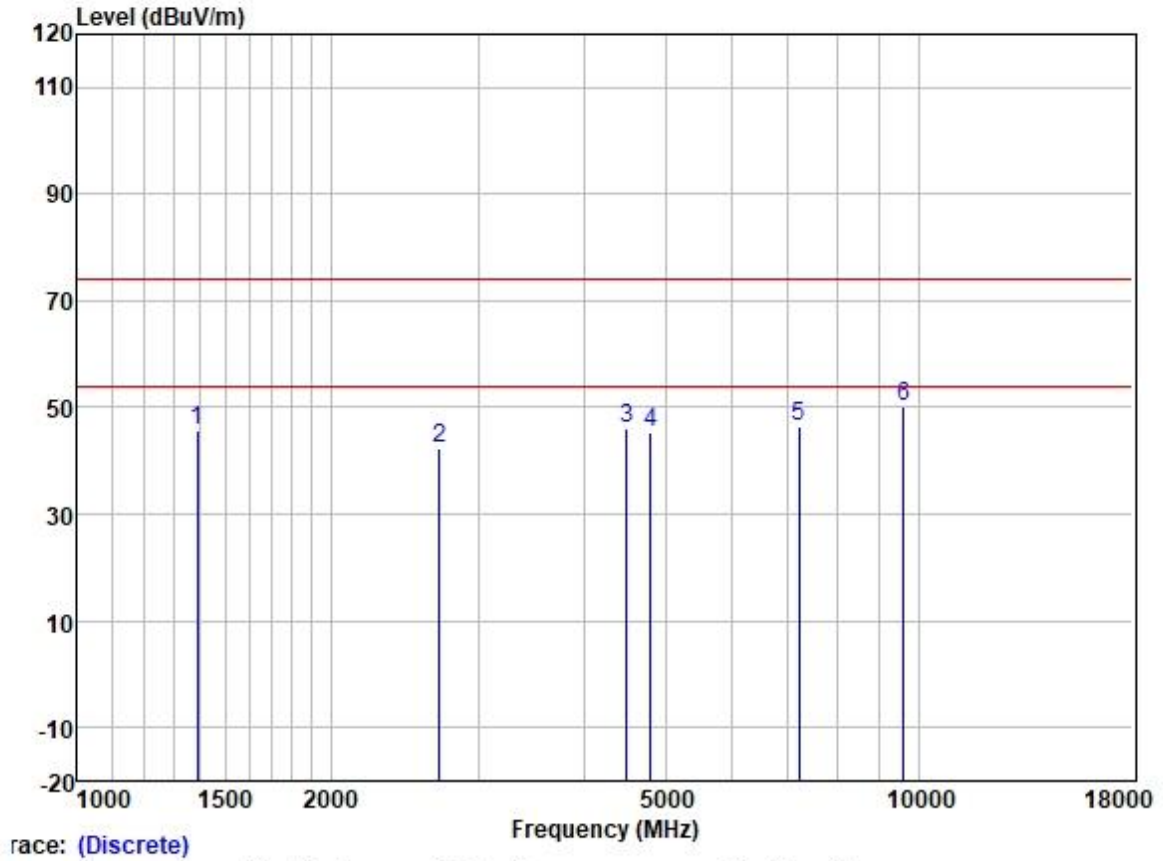
- 1. Level= Read Level+ Cable Loss+ Antenna Factor- Preamp Factor
- 2. Scan from 1GHz to 25GHz, the disturbance above 18GHz was very low. The points marked on above plots are the highest emissions could be found when testing, so only above points had been displayed. The amplitude of spurious emissions from the radiator which are attenuated more than 20dB below the limit need not be reported.
- 3. As shown in this section, for frequencies above 1GHz, the field strength limits are based on average limits. However, the peak field strength of any emission shall not exceed the maximum permitted average limits specified above by more than 20 dB under any condition of modulation. For the emissions whose peak level is lower than the average limit, only the peak measurement is shown in the report.



Unless otherwise agreed in writing, this document is issued by the Company subject to its General Conditions of Service printed overleaf, available on request or accessible at <https://www.sgs.com/en/Terms-and-Conditions>. Attention is drawn to the limitation of liability, indemnification and jurisdiction issues defined therein. Any holder of this document is advised that information contained hereon reflects the Company's findings at the time of its intervention only and within the limits of Client's instructions, if any. The Company's sole responsibility is to its Client and this document does not exonerate parties to a transaction from exercising all their rights and obligations under the transaction documents. This document cannot be reproduced except in full, without prior written approval of the Company. Any unauthorized alteration, forgery or falsification of the content or appearance of this document is unlawful and offenders may be prosecuted to the fullest extent of the law. Unless otherwise stated the results shown in this test report refer only to the sample(s) tested and such sample(s) are retained for 30 days only.

Attention: To check the authenticity of testing /inspection report & certificate, please contact us at telephone: (86-755) 8307 1443, or email: CN.Doccheck@sgs.com

Test Mode: 00; Polarity: Vertical; Modulation: GFSK; Channel:Low



Trace: (Discrete)

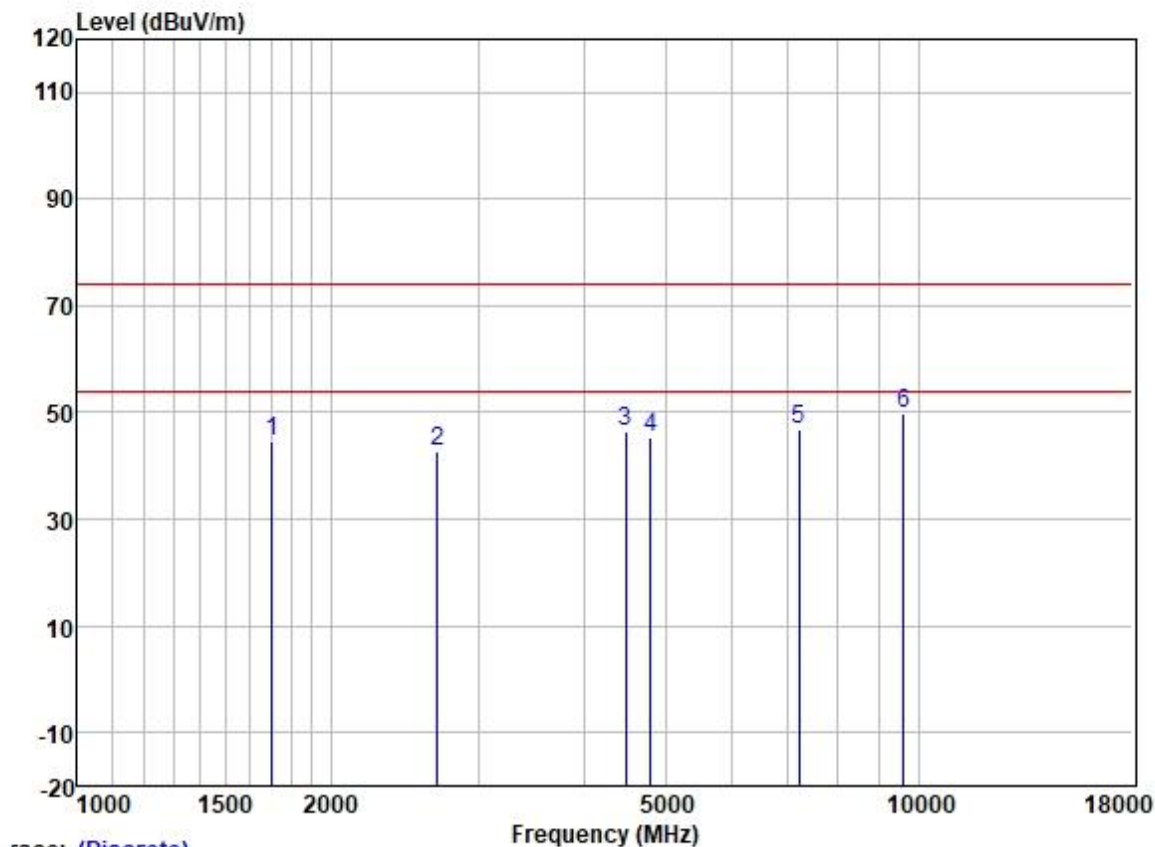
|   | Read Freq | Antenna Level | Factor | Cable Loss | Preamp Factor | Level  | Limit Line | Over Limit | Pol/Phase | Remark |
|---|-----------|---------------|--------|------------|---------------|--------|------------|------------|-----------|--------|
|   | MHz       | dBuV          | dB/m   | dB         | dB            | dBuV/m | dBuV/m     | dB         |           |        |
| 1 | 1390.276  | 56.23         | 24.24  | 2.88       | 37.57         | 45.78  | 74.00      | -28.22     | VERTICAL  | peak   |
| 2 | 2694.998  | 47.19         | 28.16  | 3.99       | 37.12         | 42.22  | 74.00      | -31.78     | VERTICAL  | peak   |
| 3 | 4495.125  | 43.79         | 34.17  | 4.78       | 36.63         | 46.11  | 74.00      | -27.89     | VERTICAL  | peak   |
| 4 | 4804.000  | 42.81         | 34.16  | 5.15       | 36.66         | 45.46  | 74.00      | -28.54     | VERTICAL  | peak   |
| 5 | 7206.000  | 40.67         | 35.63  | 6.96       | 36.93         | 46.33  | 74.00      | -27.67     | VERTICAL  | peak   |
| 6 | 9608.000  | 40.68         | 38.68  | 7.65       | 36.82         | 50.19  | 74.00      | -23.81     | VERTICAL  | peak   |



Unless otherwise agreed in writing, this document is issued by the Company subject to its General Conditions of Service printed overleaf, available on request or accessible at <https://www.sgs.com/en/Terms-and-Conditions>. Attention is drawn to the limitation of liability, indemnification and jurisdiction issues defined therein. Any holder of this document is advised that information contained hereon reflects the Company's findings at the time of its intervention only and within the limits of Client's instructions, if any. The Company's sole responsibility is to its Client and this document does not exonerate parties to a transaction from exercising all their rights and obligations under the transaction documents. This document cannot be reproduced except in full, without prior written approval of the Company. Any unauthorized alteration, forgery or falsification of the content or appearance of this document is unlawful and offenders may be prosecuted to the fullest extent of the law. Unless otherwise stated the results shown in this test report refer only to the sample(s) tested and such sample(s) are retained for 30 days only.

Attention: To check the authenticity of testing /inspection report & certificate, please contact us at telephone: (86-755) 8307 1443, or email: CN.Doccheck@sgs.com

Test Mode: 00; Polarity: Horizontal; Modulation: GFSK; Channel:Low



Trace: (Discrete)

|   | Read Freq | Antenna Level | Factor | Cable Loss | Preamp Factor | Level  | Limit Line | Over Limit | Pol/Phase  | Remark |
|---|-----------|---------------|--------|------------|---------------|--------|------------|------------|------------|--------|
|   | MHz       | dBuV          | dB/m   | dB         | dB            | dBuV/m | dBuV/m     | dB         |            |        |
| 1 | 1702.042  | 53.85         | 25.15  | 3.09       | 37.39         | 44.70  | 74.00      | -29.30     | HORIZONTAL | peak   |
| 2 | 2679.464  | 47.61         | 28.12  | 3.97       | 37.12         | 42.58  | 74.00      | -31.42     | HORIZONTAL | peak   |
| 3 | 4482.150  | 44.22         | 34.12  | 4.78       | 36.63         | 46.49  | 74.00      | -27.51     | HORIZONTAL | peak   |
| 4 | 4804.000  | 42.82         | 34.16  | 5.15       | 36.66         | 45.47  | 74.00      | -28.53     | HORIZONTAL | peak   |
| 5 | 7206.000  | 41.00         | 35.63  | 6.96       | 36.93         | 46.66  | 74.00      | -27.34     | HORIZONTAL | peak   |
| 6 | 9608.000  | 40.45         | 38.68  | 7.65       | 36.82         | 49.96  | 74.00      | -24.04     | HORIZONTAL | peak   |

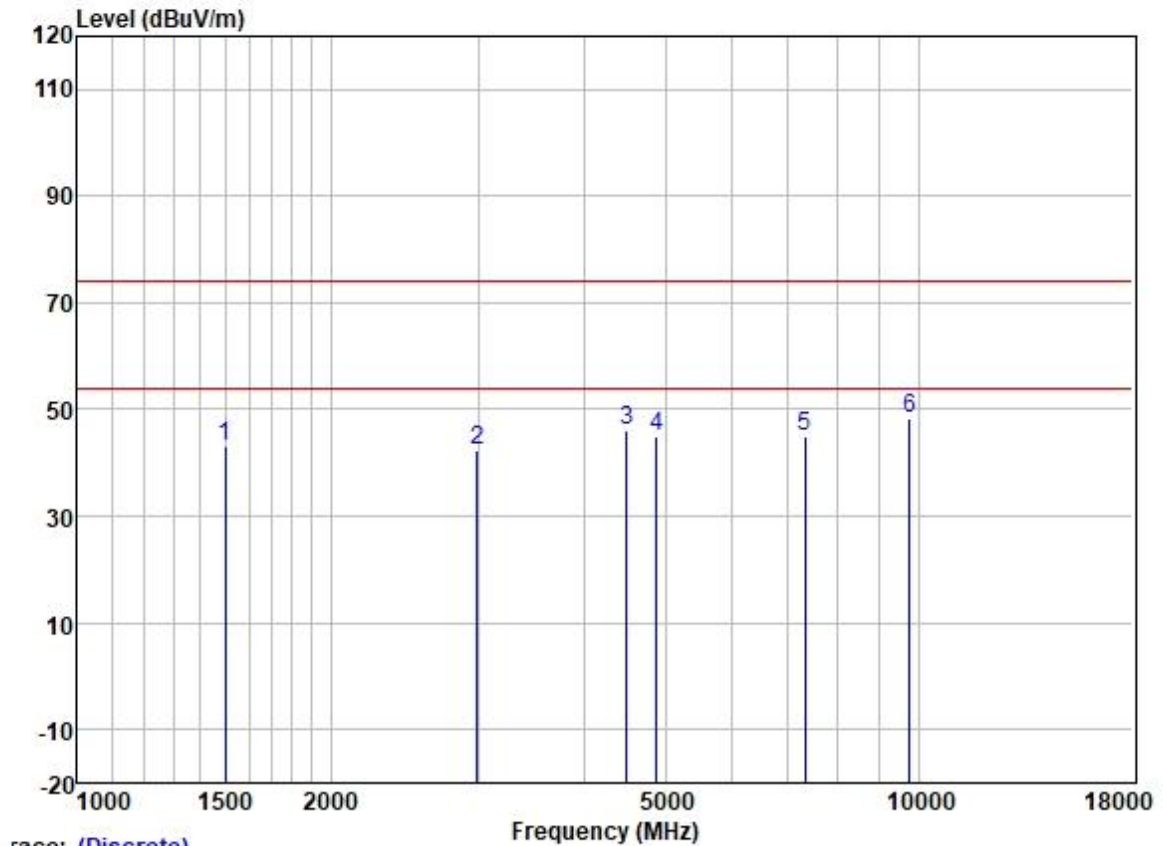


Unless otherwise agreed in writing, this document is issued by the Company subject to its General Conditions of Service printed overleaf, available on request or accessible at <https://www.sgs.com/en/Terms-and-Conditions>. Attention is drawn to the limitation of liability, indemnification and jurisdiction issues defined therein. Any holder of this document is advised that information contained hereon reflects the Company's findings at the time of its intervention only and within the limits of Client's instructions, if any. The Company's sole responsibility is to its Client and this document does not exonerate parties to a transaction from exercising all their rights and obligations under the transaction documents. This document cannot be reproduced except in full, without prior written approval of the Company. Any unauthorized alteration, forgery or falsification of the content or appearance of this document is unlawful and offenders may be prosecuted to the fullest extent of the law. Unless otherwise stated the results shown in this test report refer only to the sample(s) tested and such sample(s) are retained for 30 days only.

Attention: To check the authenticity of testing /inspection report & certificate, please contact us at telephone: (86-755) 8307 1443, or email: CN.Doccheck@sgs.com



Test Mode: 00; Polarity: Vertical; Modulation: GFSK; Channel:middle



Trace: (Discrete)

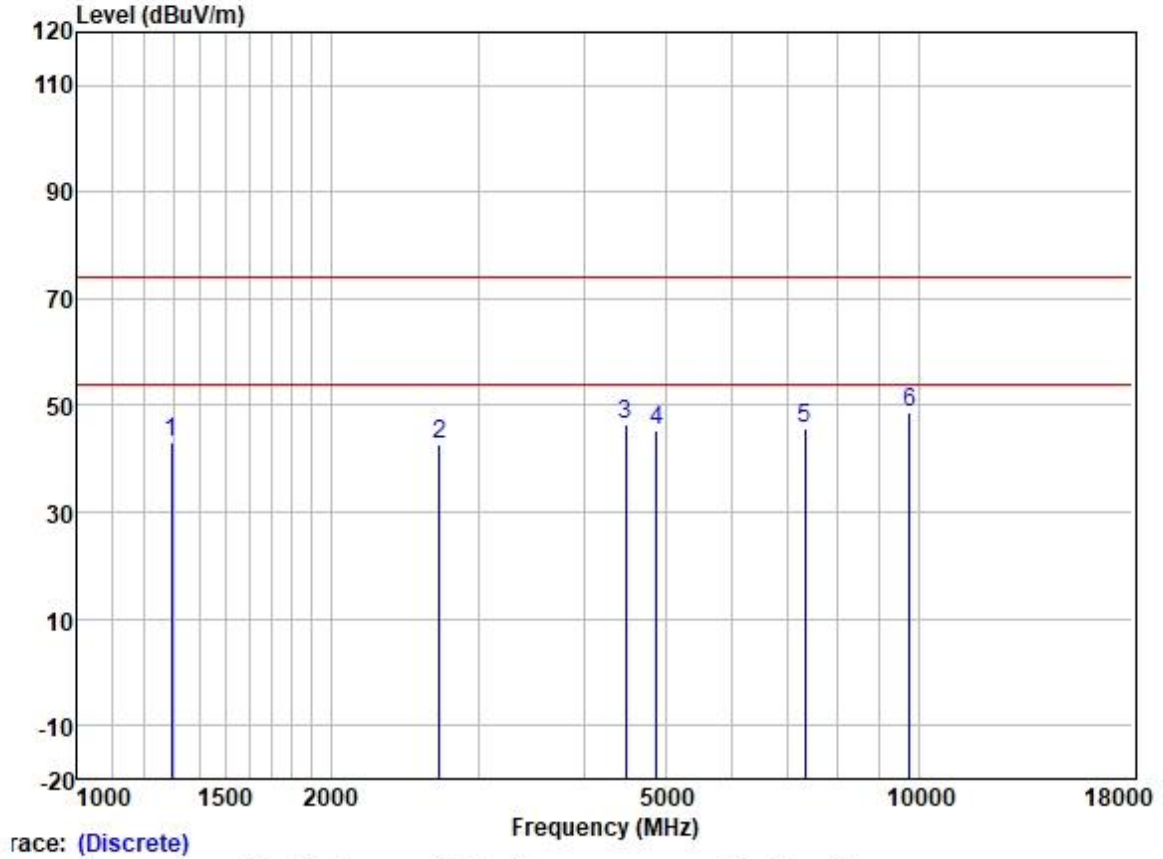
|   | Read Freq | Antenna Level | Factor | Cable Loss | Preamp Factor | Limit Level | Over Limit | Pol/Phase | Remark        |
|---|-----------|---------------|--------|------------|---------------|-------------|------------|-----------|---------------|
|   | MHz       | dBuV          | dB/m   | dB         | dB            | dBuV/m      | dB         |           |               |
| 1 | 1498.781  | 53.08         | 24.43  | 2.94       | 37.50         | 42.95       | 74.00      | -31.05    | VERTICAL peak |
| 2 | 2990.531  | 46.36         | 28.67  | 4.29       | 36.95         | 42.37       | 74.00      | -31.63    | VERTICAL peak |
| 3 | 4495.125  | 43.80         | 34.17  | 4.78       | 36.63         | 46.12       | 74.00      | -27.88    | VERTICAL peak |
| 4 | 4882.000  | 42.42         | 34.15  | 5.23       | 36.67         | 45.13       | 74.00      | -28.87    | VERTICAL peak |
| 5 | 7323.000  | 39.11         | 36.07  | 6.81       | 36.95         | 45.04       | 74.00      | -28.96    | VERTICAL peak |
| 6 | 9760.000  | 38.82         | 38.81  | 7.65       | 36.81         | 48.47       | 74.00      | -25.53    | VERTICAL peak |



Unless otherwise agreed in writing, this document is issued by the Company subject to its General Conditions of Service printed overleaf, available on request or accessible at <https://www.sgs.com/en/Terms-and-Conditions>. Attention is drawn to the limitation of liability, indemnification and jurisdiction issues defined therein. Any holder of this document is advised that information contained hereon reflects the Company's findings at the time of its intervention only and within the limits of Client's instructions, if any. The Company's sole responsibility is to its Client and this document does not exonerate parties to a transaction from exercising all their rights and obligations under the transaction documents. This document cannot be reproduced except in full, without prior written approval of the Company. Any unauthorized alteration, forgery or falsification of the content or appearance of this document is unlawful and offenders may be prosecuted to the fullest extent of the law. Unless otherwise stated the results shown in this test report refer only to the sample(s) tested and such sample(s) are retained for 30 days only.

Attention: To check the authenticity of testing /inspection report & certificate, please contact us at telephone: (86-755) 8307 1443, or email: CN.Doccheck@sgs.com

Test Mode: 00; Polarity: Horizontal; Modulation: GFSK; Channel:middle



Trace: (Discrete)

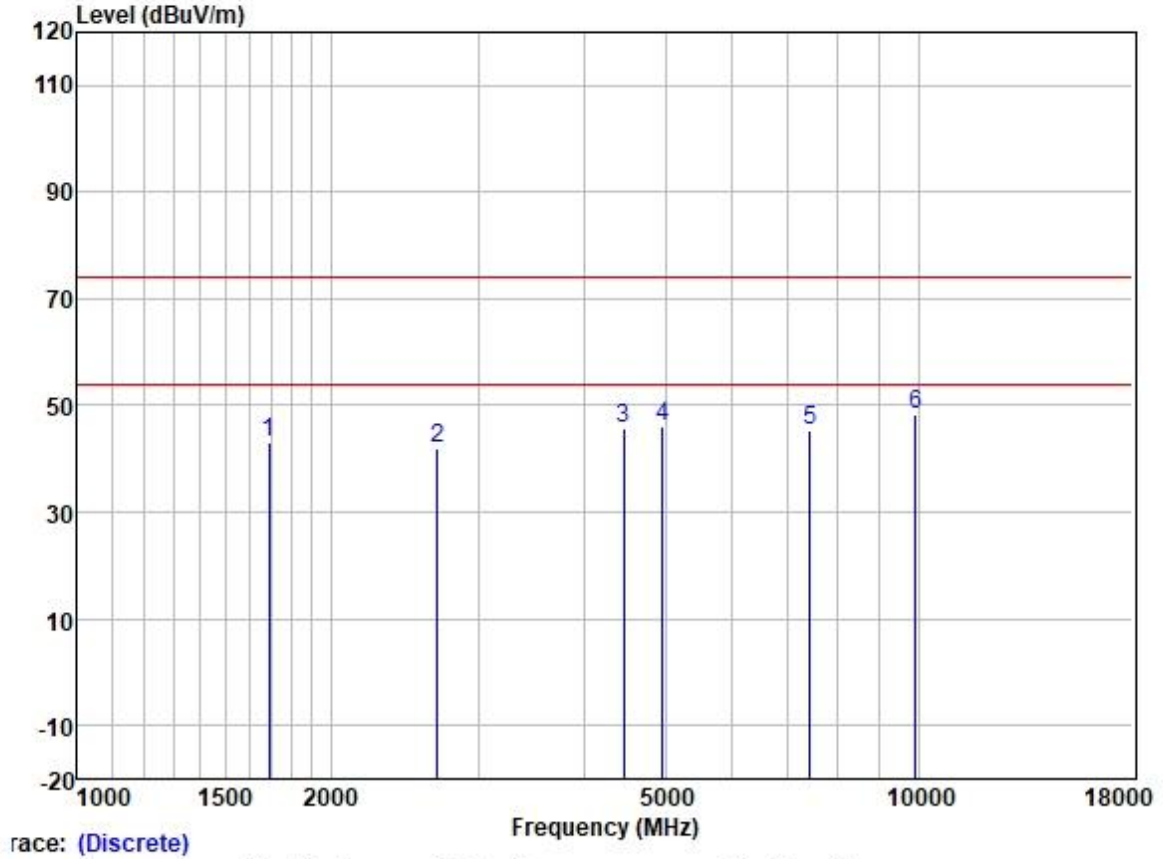
|   | Read Freq | Antenna Level | Factor | Cable Loss | Preamp Factor | Level  | Limit Line | Over Limit | Pol/Phase  | Remark |
|---|-----------|---------------|--------|------------|---------------|--------|------------|------------|------------|--------|
|   | MHz       | dBuV          | dB/m   | dB         | dB            | dBuV/m | dBuV/m     | dB         |            |        |
| 1 | 1293.359  | 53.87         | 23.94  | 2.79       | 37.61         | 42.99  | 74.00      | -31.01     | HORIZONTAL | Peak   |
| 2 | 2694.998  | 47.84         | 28.16  | 3.99       | 37.12         | 42.87  | 74.00      | -31.13     | HORIZONTAL | peak   |
| 3 | 4482.150  | 44.20         | 34.12  | 4.78       | 36.63         | 46.47  | 74.00      | -27.53     | HORIZONTAL | peak   |
| 4 | 4882.000  | 42.68         | 34.15  | 5.23       | 36.67         | 45.39  | 74.00      | -28.61     | HORIZONTAL | peak   |
| 5 | 7323.000  | 39.72         | 36.07  | 6.81       | 36.95         | 45.65  | 74.00      | -28.35     | HORIZONTAL | peak   |
| 6 | 9760.000  | 39.20         | 38.81  | 7.65       | 36.81         | 48.85  | 74.00      | -25.15     | HORIZONTAL | peak   |



Unless otherwise agreed in writing, this document is issued by the Company subject to its General Conditions of Service printed overleaf, available on request or accessible at <https://www.sgs.com/en/Terms-and-Conditions>. Attention is drawn to the limitation of liability, indemnification and jurisdiction issues defined therein. Any holder of this document is advised that information contained hereon reflects the Company's findings at the time of its intervention only and within the limits of Client's instructions, if any. The Company's sole responsibility is to its Client and this document does not exonerate parties to a transaction from exercising all their rights and obligations under the transaction documents. This document cannot be reproduced except in full, without prior written approval of the Company. Any unauthorized alteration, forgery or falsification of the content or appearance of this document is unlawful and offenders may be prosecuted to the fullest extent of the law. Unless otherwise stated the results shown in this test report refer only to the sample(s) tested and such sample(s) are retained for 30 days only.

Attention: To check the authenticity of testing /inspection report & certificate, please contact us at telephone: (86-755) 8307 1443, or email: CN.Doccheck@sgs.com

Test Mode: 00; Polarity: Vertical; Modulation: GFSK; Channel: High



Trace: (Discrete)

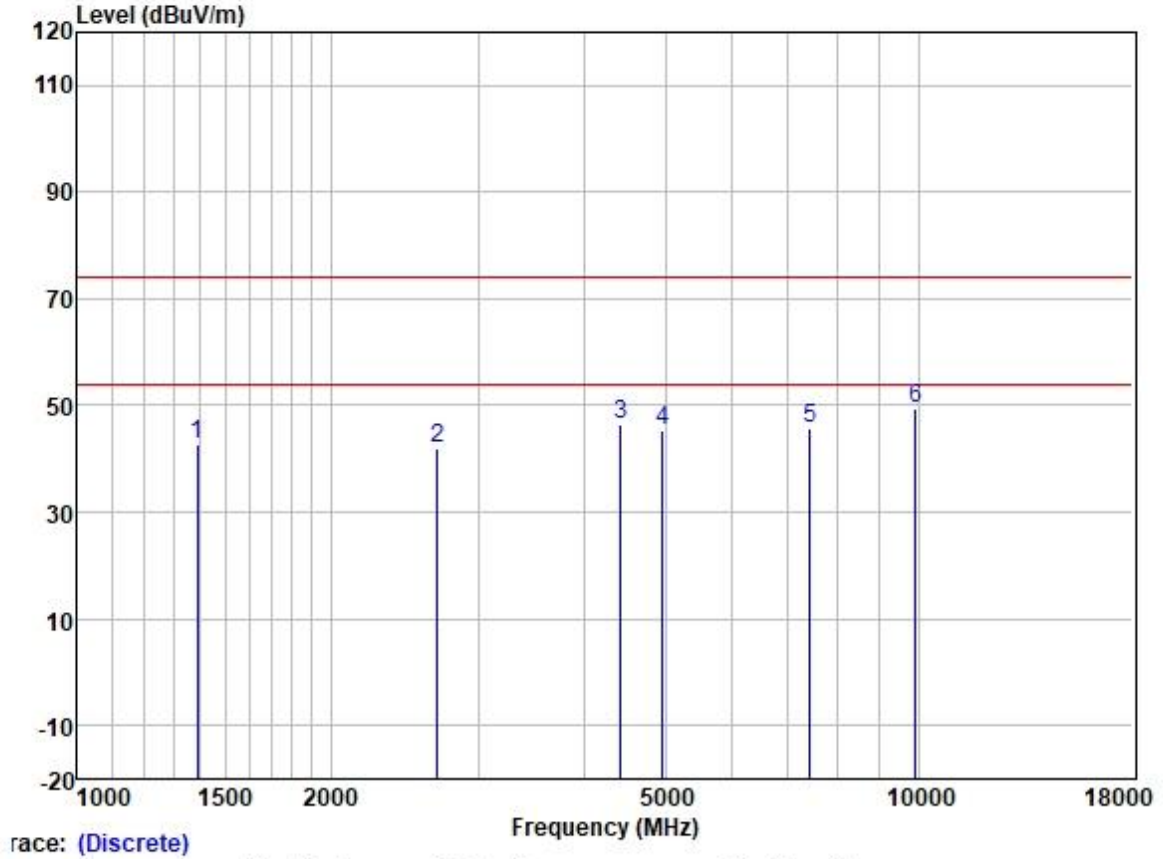
|   | Read Freq | Antenna Level | Factor | Cable Loss | Preamp Factor | Level  | Limit Line | Over Limit | Pol/Phase | Remark |
|---|-----------|---------------|--------|------------|---------------|--------|------------|------------|-----------|--------|
|   | MHz       | dBuV          | dB/m   | dB         | dB            | dBuV/m | dBuV/m     | dB         |           |        |
| 1 | 1692.231  | 52.42         | 25.09  | 3.07       | 37.40         | 43.18  | 74.00      | -30.82     | VERTICAL  | Peak   |
| 2 | 2679.464  | 46.91         | 28.12  | 3.97       | 37.12         | 41.88  | 74.00      | -32.12     | VERTICAL  | peak   |
| 3 | 4456.315  | 43.55         | 34.00  | 4.79       | 36.63         | 45.71  | 74.00      | -28.29     | VERTICAL  | peak   |
| 4 | 4960.000  | 43.40         | 34.15  | 5.28       | 36.69         | 46.14  | 74.00      | -27.86     | VERTICAL  | peak   |
| 5 | 7440.000  | 39.16         | 36.33  | 6.72       | 36.96         | 45.25  | 74.00      | -28.75     | VERTICAL  | peak   |
| 6 | 9920.000  | 38.52         | 38.95  | 7.67       | 36.80         | 48.34  | 74.00      | -25.66     | VERTICAL  | peak   |



Unless otherwise agreed in writing, this document is issued by the Company subject to its General Conditions of Service printed overleaf, available on request or accessible at <https://www.sgs.com/en/Terms-and-Conditions>. Attention is drawn to the limitation of liability, indemnification and jurisdiction issues defined therein. Any holder of this document is advised that information contained hereon reflects the Company's findings at the time of its intervention only and within the limits of Client's instructions, if any. The Company's sole responsibility is to its Client and this document does not exonerate parties to a transaction from exercising all their rights and obligations under the transaction documents. This document cannot be reproduced except in full, without prior written approval of the Company. Any unauthorized alteration, forgery or falsification of the content or appearance of this document is unlawful and offenders may be prosecuted to the fullest extent of the law. Unless otherwise stated the results shown in this test report refer only to the sample(s) tested and such sample(s) are retained for 30 days only.

Attention: To check the authenticity of testing /inspection report & certificate, please contact us at telephone: (86-755) 8307 1443, or email: CN.Doccheck@sgs.com

Test Mode: 00; Polarity: Horizontal; Modulation: GFSK; Channel:High



Trace: (Discrete)

|      | ReadAntenna | Cable  | Preamp | Limit  | Over   |        |       |           |                 |
|------|-------------|--------|--------|--------|--------|--------|-------|-----------|-----------------|
| Freq | Level       | Factor | Loss   | Factor | Level  | Line   | Limit | Pol/Phase | Remark          |
| MHz  | dBuV        | dB/m   | dB     | dB     | dBuV/m | dBuV/m | dB    |           |                 |
| 1    | 1390.276    | 53.09  | 24.24  | 2.88   | 37.57  | 42.64  | 74.00 | -31.36    | HORIZONTAL peak |
| 2    | 2679.464    | 46.91  | 28.12  | 3.97   | 37.12  | 41.88  | 74.00 | -32.12    | HORIZONTAL peak |
| 3    | 4430.628    | 44.59  | 33.87  | 4.79   | 36.63  | 46.62  | 74.00 | -27.38    | HORIZONTAL peak |
| 4    | 4960.000    | 42.67  | 34.15  | 5.28   | 36.69  | 45.41  | 74.00 | -28.59    | HORIZONTAL peak |
| 5    | 7440.000    | 39.57  | 36.33  | 6.72   | 36.96  | 45.66  | 74.00 | -28.34    | HORIZONTAL peak |
| 6    | 9920.000    | 39.70  | 38.95  | 7.67   | 36.80  | 49.52  | 74.00 | -24.48    | HORIZONTAL peak |



Unless otherwise agreed in writing, this document is issued by the Company subject to its General Conditions of Service printed overleaf, available on request or accessible at <https://www.sgs.com/en/Terms-and-Conditions>. Attention is drawn to the limitation of liability, indemnification and jurisdiction issues defined therein. Any holder of this document is advised that information contained hereon reflects the Company's findings at the time of its intervention only and within the limits of Client's instructions, if any. The Company's sole responsibility is to its Client and this document does not exonerate parties to a transaction from exercising all their rights and obligations under the transaction documents. This document cannot be reproduced except in full, without prior written approval of the Company. Any unauthorized alteration, forgery or falsification of the content or appearance of this document is unlawful and offenders may be prosecuted to the fullest extent of the law. Unless otherwise stated the results shown in this test report refer only to the sample(s) tested and such sample(s) are retained for 30 days only.

Attention: To check the authenticity of testing /inspection report & certificate, please contact us at telephone: (86-755) 8307 1443, or email: CN.Doccheck@sgs.com

### 8 Test Setup Photo

Refer to Test Setup Photo for GZCR240200017802



Unless otherwise agreed in writing, this document is issued by the Company subject to its General Conditions of Service printed overleaf, available on request or accessible at <https://www.sgs.com/en/Terms-and-Conditions>. Attention is drawn to the limitation of liability, indemnification and jurisdiction issues defined therein. Any holder of this document is advised that information contained hereon reflects the Company's findings at the time of its intervention only and within the limits of Client's instructions, if any. The Company's sole responsibility is to its Client and this document does not exonerate parties to a transaction from exercising all their rights and obligations under the transaction documents. This document cannot be reproduced except in full, without prior written approval of the Company. Any unauthorized alteration, forgery or falsification of the content or appearance of this document is unlawful and offenders may be prosecuted to the fullest extent of the law. Unless otherwise stated the results shown in this test report refer only to the sample(s) tested and such sample(s) are retained for 30 days only.

Attention: To check the authenticity of testing /inspection report & certificate, please contact us at telephone: (86-755) 8307 1443, or email: CN.Doccheck@sgs.com

### 9 EUT Constructional Details (EUT Photos)

Refer to External and Internal Photos for GZCR2402000178HS



Unless otherwise agreed in writing, this document is issued by the Company subject to its General Conditions of Service printed overleaf, available on request or accessible at <https://www.sgs.com/en/Terms-and-Conditions>. Attention is drawn to the limitation of liability, indemnification and jurisdiction issues defined therein. Any holder of this document is advised that information contained hereon reflects the Company's findings at the time of its intervention only and within the limits of Client's instructions, if any. The Company's sole responsibility is to its Client and this document does not exonerate parties to a transaction from exercising all their rights and obligations under the transaction documents. This document cannot be reproduced except in full, without prior written approval of the Company. Any unauthorized alteration, forgery or falsification of the content or appearance of this document is unlawful and offenders may be prosecuted to the fullest extent of the law. Unless otherwise stated the results shown in this test report refer only to the sample(s) tested and such sample(s) are retained for 30 days only.

Attention: To check the authenticity of testing /inspection report & certificate, please contact us at telephone: (86-755) 8307 1443, or email: [CN.Doccheck@sgs.com](mailto:CN.Doccheck@sgs.com)

## 10 Appendix

### 1. Bandwidth

#### 1.1 20dB BW

##### 1.1.1 Test Result

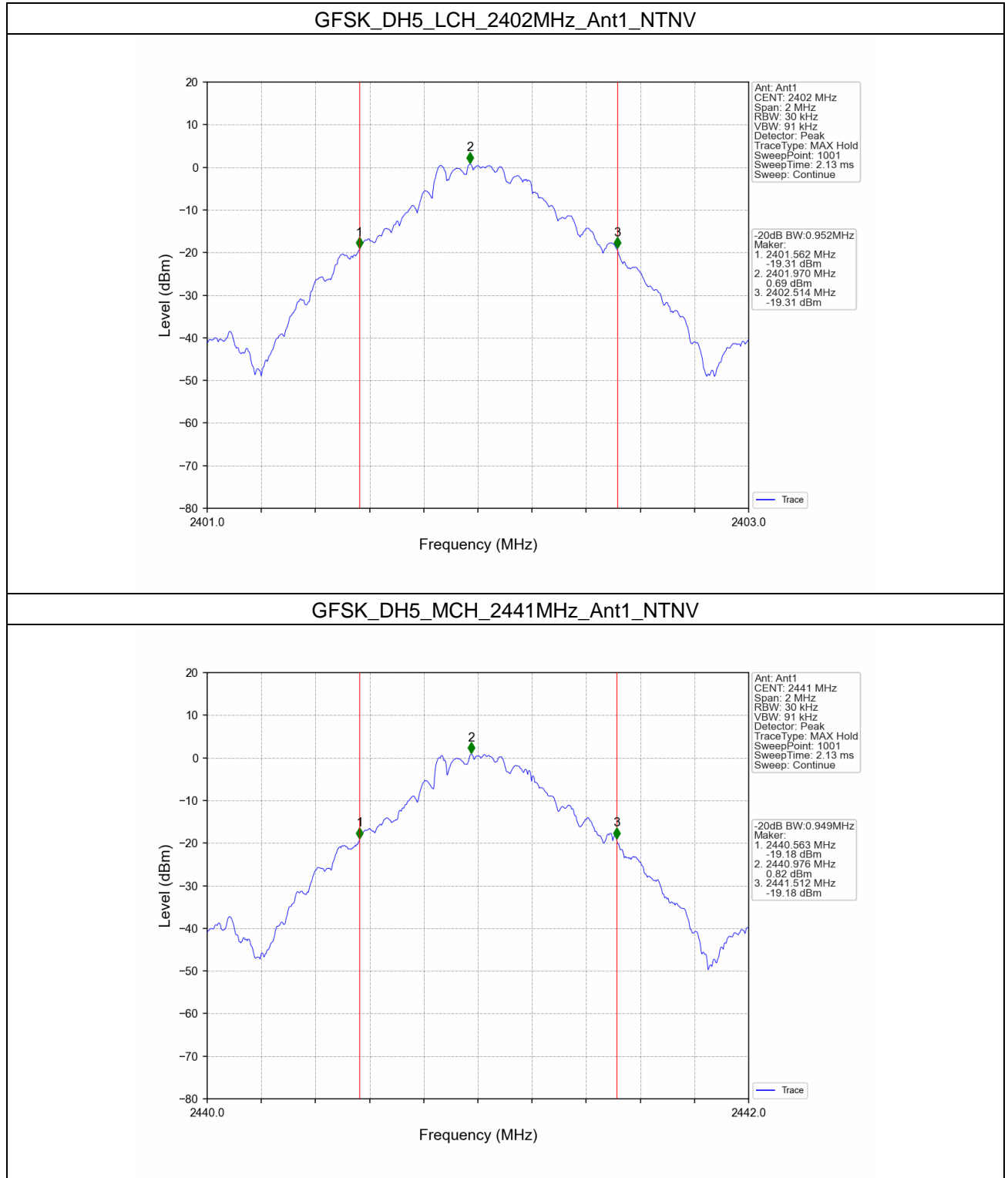
| Mode      | TX Type | Frequency (MHz) | Packet Type | ANT | 20dB Bandwidth (MHz) | Verdict |
|-----------|---------|-----------------|-------------|-----|----------------------|---------|
|           |         |                 |             |     | Result               |         |
| GFSK      | SISO    | 2402            | DH5         | 1   | 0.952                | Pass    |
|           |         | 2441            | DH5         | 1   | 0.949                | Pass    |
|           |         | 2480            | DH5         | 1   | 0.948                | Pass    |
| Pi/4DQPSK | SISO    | 2402            | 2DH5        | 1   | 1.318                | Pass    |
|           |         | 2441            | 2DH5        | 1   | 1.322                | Pass    |
|           |         | 2480            | 2DH5        | 1   | 1.316                | Pass    |



Unless otherwise agreed in writing, this document is issued by the Company subject to its General Conditions of Service printed overleaf, available on request or accessible at <https://www.sgs.com/en/Terms-and-Conditions>. Attention is drawn to the limitation of liability, indemnification and jurisdiction issues defined therein. Any holder of this document is advised that information contained hereon reflects the Company's findings at the time of its intervention only and within the limits of Client's instructions, if any. The Company's sole responsibility is to its Client and this document does not exonerate parties to a transaction from exercising all their rights and obligations under the transaction documents. This document cannot be reproduced except in full, without prior written approval of the Company. Any unauthorized alteration, forgery or falsification of the content or appearance of this document is unlawful and offenders may be prosecuted to the fullest extent of the law. Unless otherwise stated the results shown in this test report refer only to the sample(s) tested and such sample(s) are retained for 30 days only.

Attention: To check the authenticity of testing /inspection report & certificate, please contact us at telephone: (86-755) 8307 1443, or email: CN.Doccheck@sgs.com

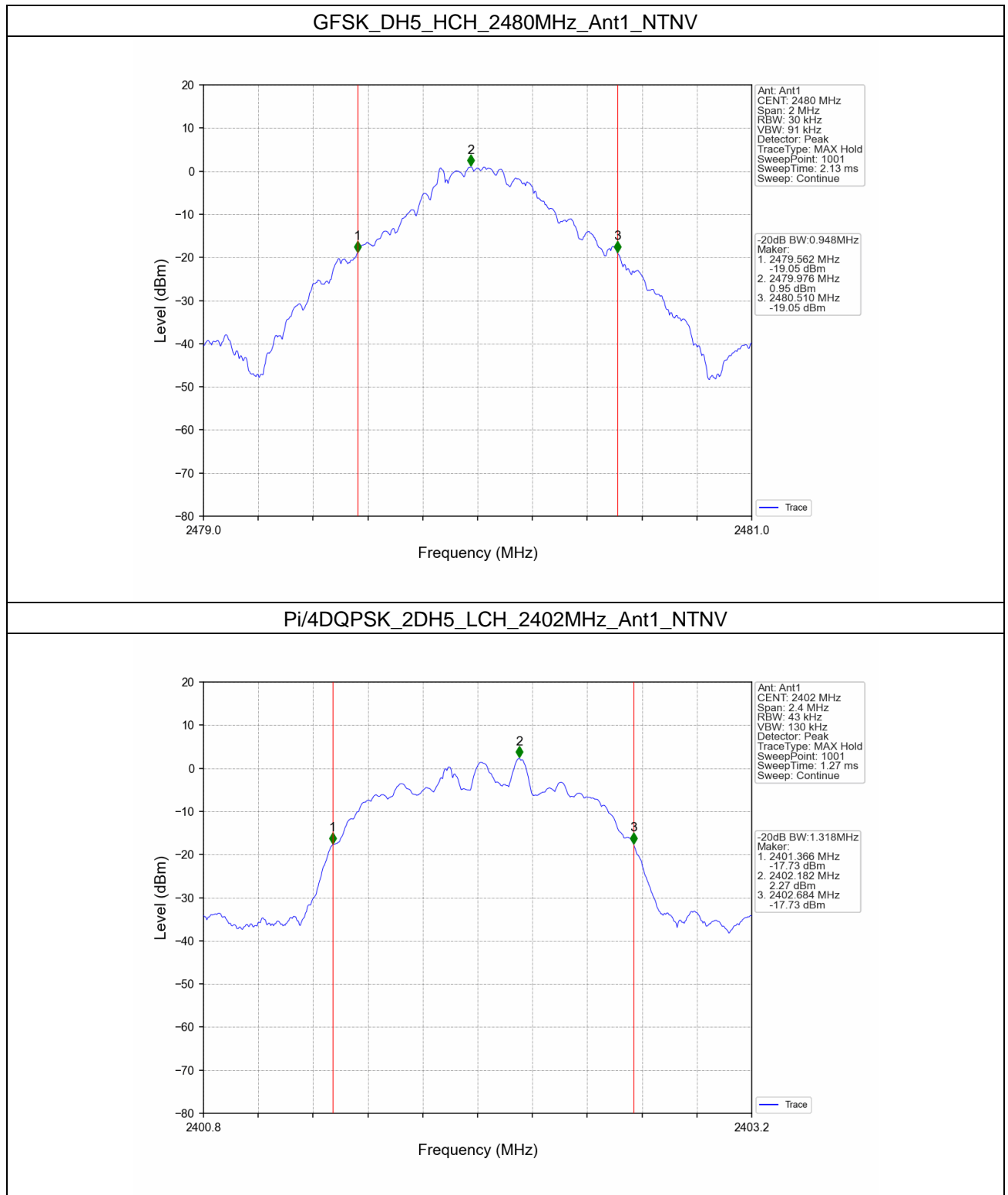
### 1.2.2 Test Graph



Unless otherwise agreed in writing, this document is issued by the Company subject to its General Conditions of Service printed overleaf, available on request or accessible at <https://www.sgs.com/en/Terms-and-Conditions>. Attention is drawn to the limitation of liability, indemnification and jurisdiction issues defined therein. Any holder of this document is advised that information contained hereon reflects the Company's findings at the time of its intervention only and within the limits of Client's instructions, if any. The Company's sole responsibility is to its Client and this document does not exonerate parties to a transaction from exercising all their rights and obligations under the transaction documents. This document cannot be reproduced except in full, without prior written approval of the Company. Any unauthorized alteration, forgery or falsification of the content or appearance of this document is unlawful and offenders may be prosecuted to the fullest extent of the law. Unless otherwise stated the results shown in this test report refer only to the sample(s) tested and such sample(s) are retained for 30 days only.

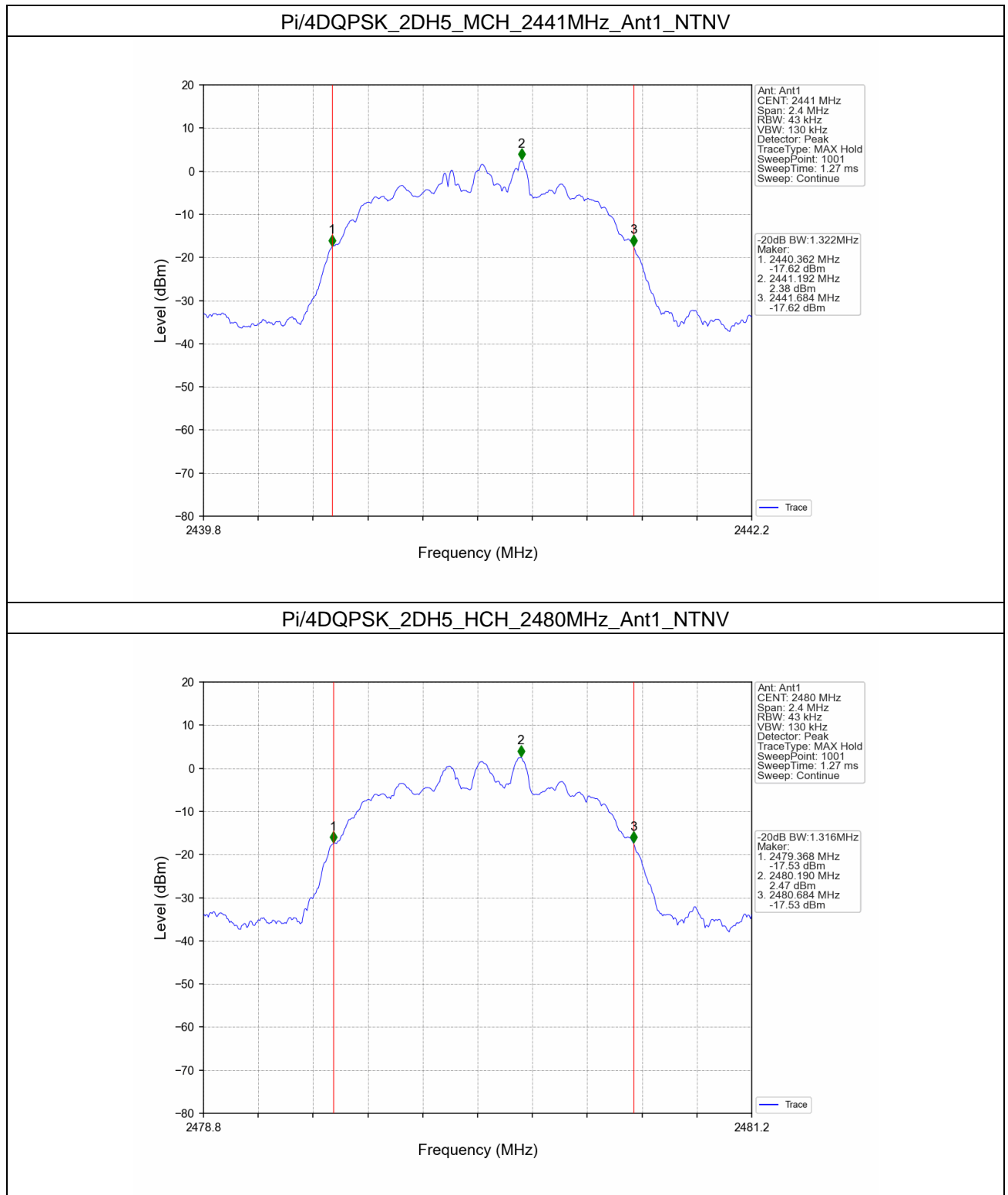
Attention: To check the authenticity of testing /inspection report & certificate, please contact us at telephone: (86-755) 8307 1443, or email: CN.Doccheck@sgs.com





Unless otherwise agreed in writing, this document is issued by the Company subject to its General Conditions of Service printed overleaf, available on request or accessible at <https://www.sgs.com/en/Terms-and-Conditions>. Attention is drawn to the limitation of liability, indemnification and jurisdiction issues defined therein. Any holder of this document is advised that information contained hereon reflects the Company's findings at the time of its intervention only and within the limits of Client's instructions, if any. The Company's sole responsibility is to its Client and this document does not exonerate parties to a transaction from exercising all their rights and obligations under the transaction documents. This document cannot be reproduced except in full, without prior written approval of the Company. Any unauthorized alteration, forgery or falsification of the content or appearance of this document is unlawful and offenders may be prosecuted to the fullest extent of the law. Unless otherwise stated the results shown in this test report refer only to the sample(s) tested and such sample(s) are retained for 30 days only.

Attention: To check the authenticity of testing /inspection report & certificate, please contact us at telephone: (86-755) 8307 1443, or email: CN.Doccheck@sgs.com



Unless otherwise agreed in writing, this document is issued by the Company subject to its General Conditions of Service printed overleaf, available on request or accessible at <https://www.sgs.com/en/Terms-and-Conditions>. Attention is drawn to the limitation of liability, indemnification and jurisdiction issues defined therein. Any holder of this document is advised that information contained hereon reflects the Company's findings at the time of its intervention only and within the limits of Client's instructions, if any. The Company's sole responsibility is to its Client and this document does not exonerate parties to a transaction from exercising all their rights and obligations under the transaction documents. This document cannot be reproduced except in full, without prior written approval of the Company. Any unauthorized alteration, forgery or falsification of the content or appearance of this document is unlawful and offenders may be prosecuted to the fullest extent of the law. Unless otherwise stated the results shown in this test report refer only to the sample(s) tested and such sample(s) are retained for 30 days only.

Attention: To check the authenticity of testing /inspection report & certificate, please contact us at telephone: (86-755) 8307 1443, or email: CN.Doccheck@sgs.com

## 2. Maximum Conducted Output Power

### 2.1 Power

#### 2.1.1 Test Result

| Mode      | TX Type | Frequency (MHz) | Packet Type | Maximum Peak Conducted Output Power (dBm) |         | Verdict |
|-----------|---------|-----------------|-------------|---|---------|---------|
|           |         |                 |             | ANT1                                      | Limit   |         |
| GFSK      | SISO    | 2402            | DH5         | 2.88                                      | <=30    | Pass    |
|           |         | 2441            | DH5         | 2.98                                      | <=30    | Pass    |
|           |         | 2480            | DH5         | 3.18                                      | <=30    | Pass    |
| Pi/4DQPSK | SISO    | 2402            | 2DH5        | 3.65                                      | <=20.97 | Pass    |
|           |         | 2441            | 2DH5        | 3.83                                      | <=20.97 | Pass    |
|           |         | 2480            | 2DH5        | 3.82                                      | <=20.97 | Pass    |

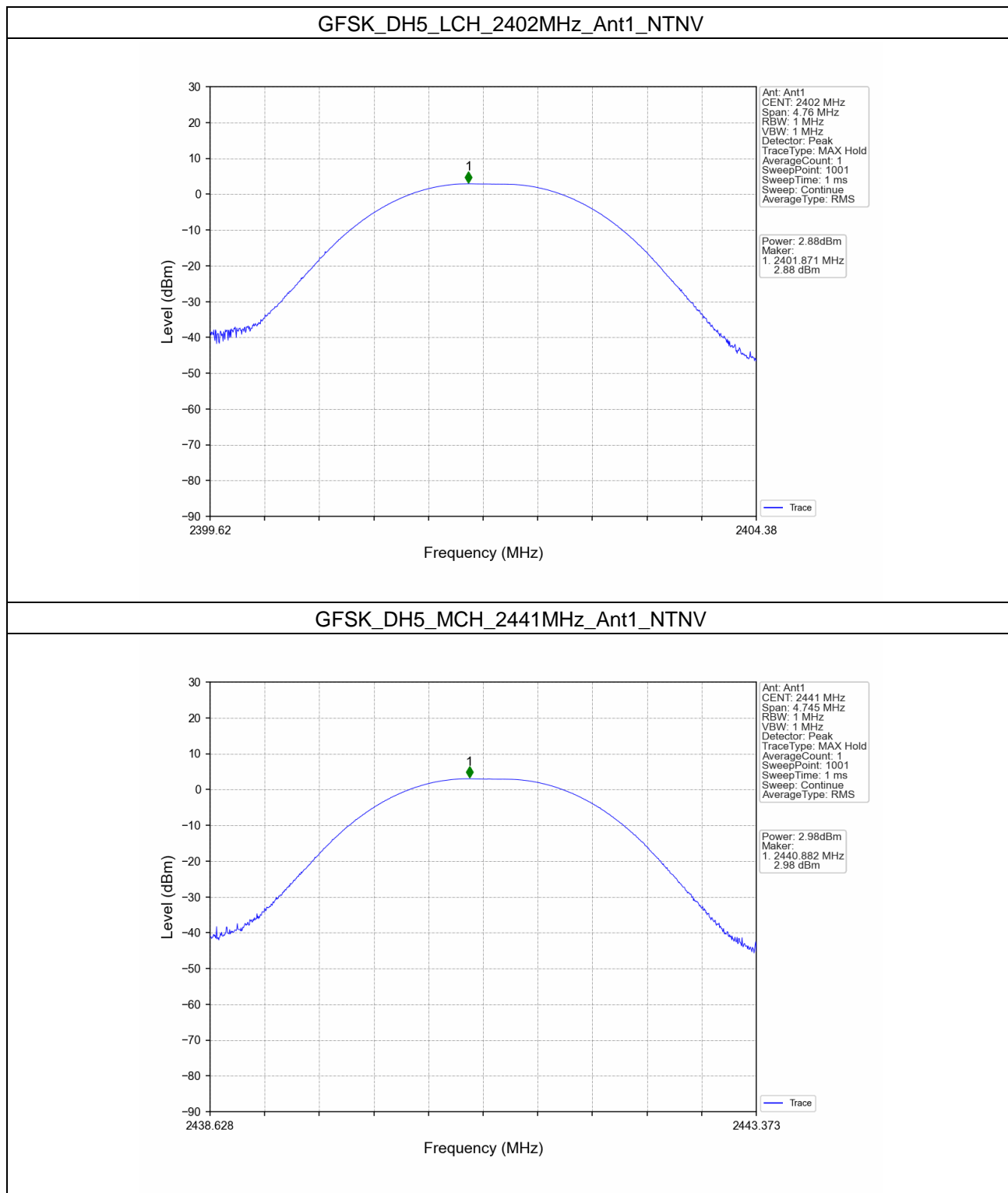
Note1: Antenna Gain: Ant1: -0.58dBi;



Unless otherwise agreed in writing, this document is issued by the Company subject to its General Conditions of Service printed overleaf, available on request or accessible at <https://www.sgs.com/en/Terms-and-Conditions>. Attention is drawn to the limitation of liability, indemnification and jurisdiction issues defined therein. Any holder of this document is advised that information contained hereon reflects the Company's findings at the time of its intervention only and within the limits of Client's instructions, if any. The Company's sole responsibility is to its Client and this document does not exonerate parties to a transaction from exercising all their rights and obligations under the transaction documents. This document cannot be reproduced except in full, without prior written approval of the Company. Any unauthorized alteration, forgery or falsification of the content or appearance of this document is unlawful and offenders may be prosecuted to the fullest extent of the law. Unless otherwise stated the results shown in this test report refer only to the sample(s) tested and such sample(s) are retained for 30 days only.

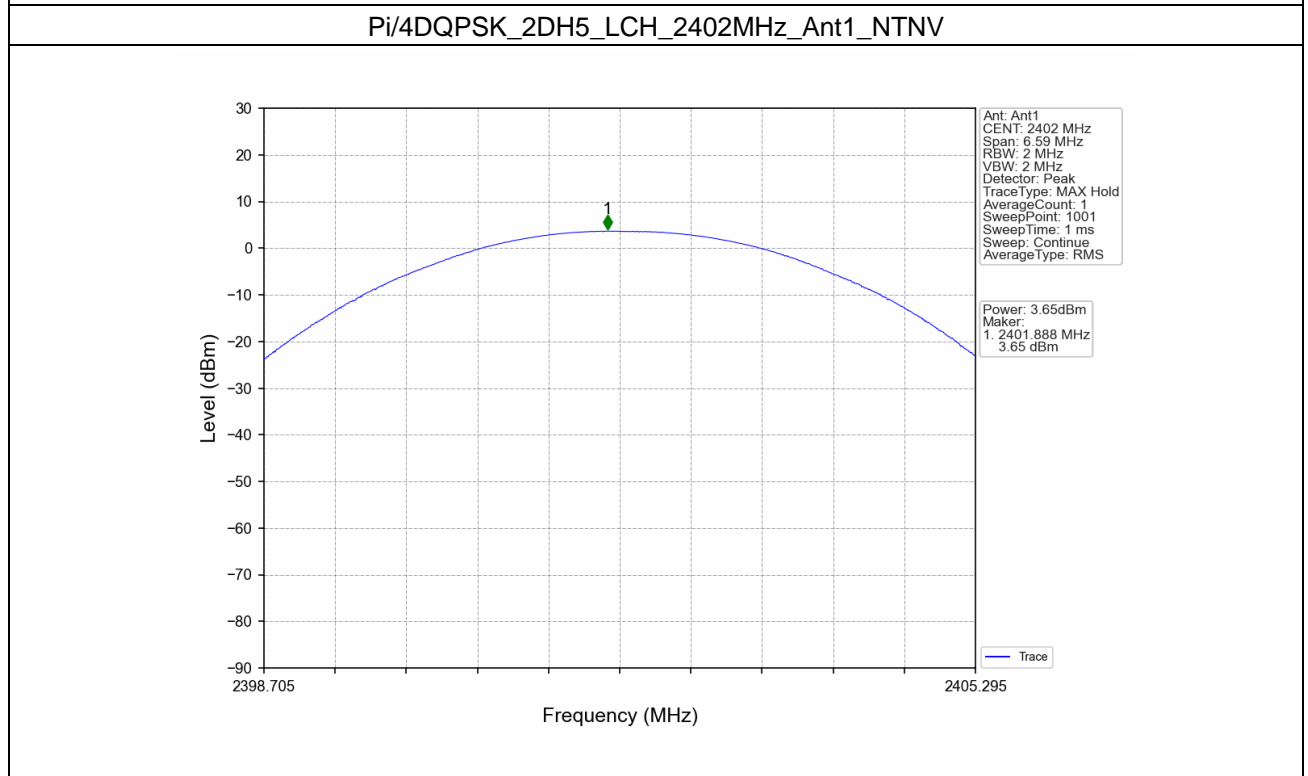
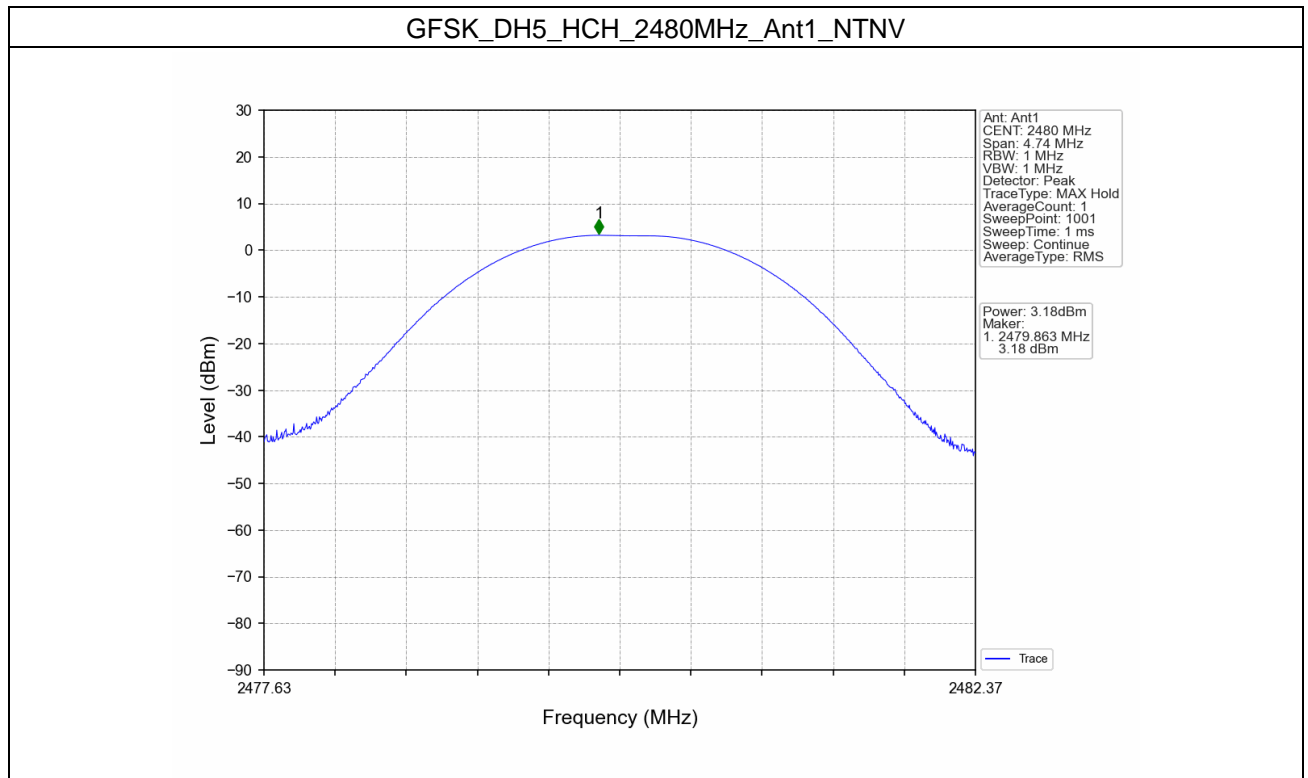
Attention: To check the authenticity of testing /inspection report & certificate, please contact us at telephone: (86-755) 8307 1443, or email: CN.Doccheck@sgs.com

### 2.1.2 Test Graph

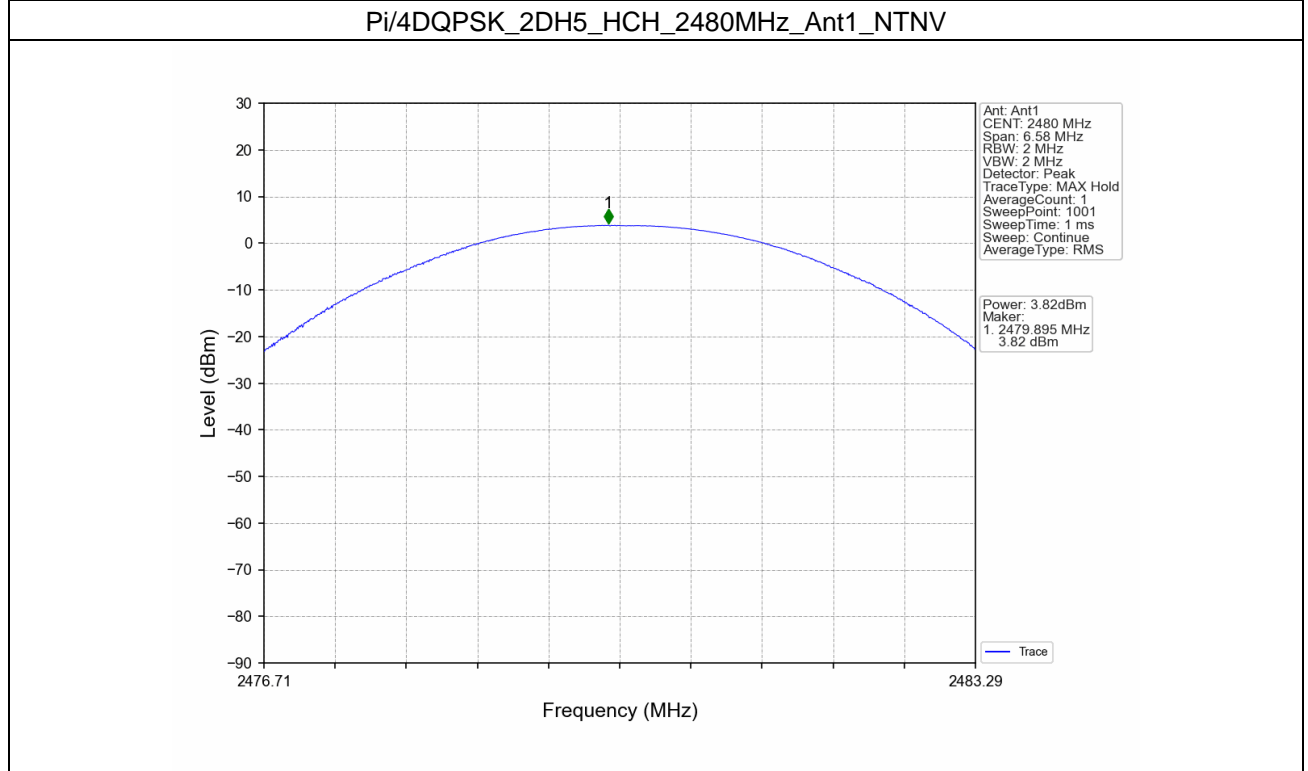
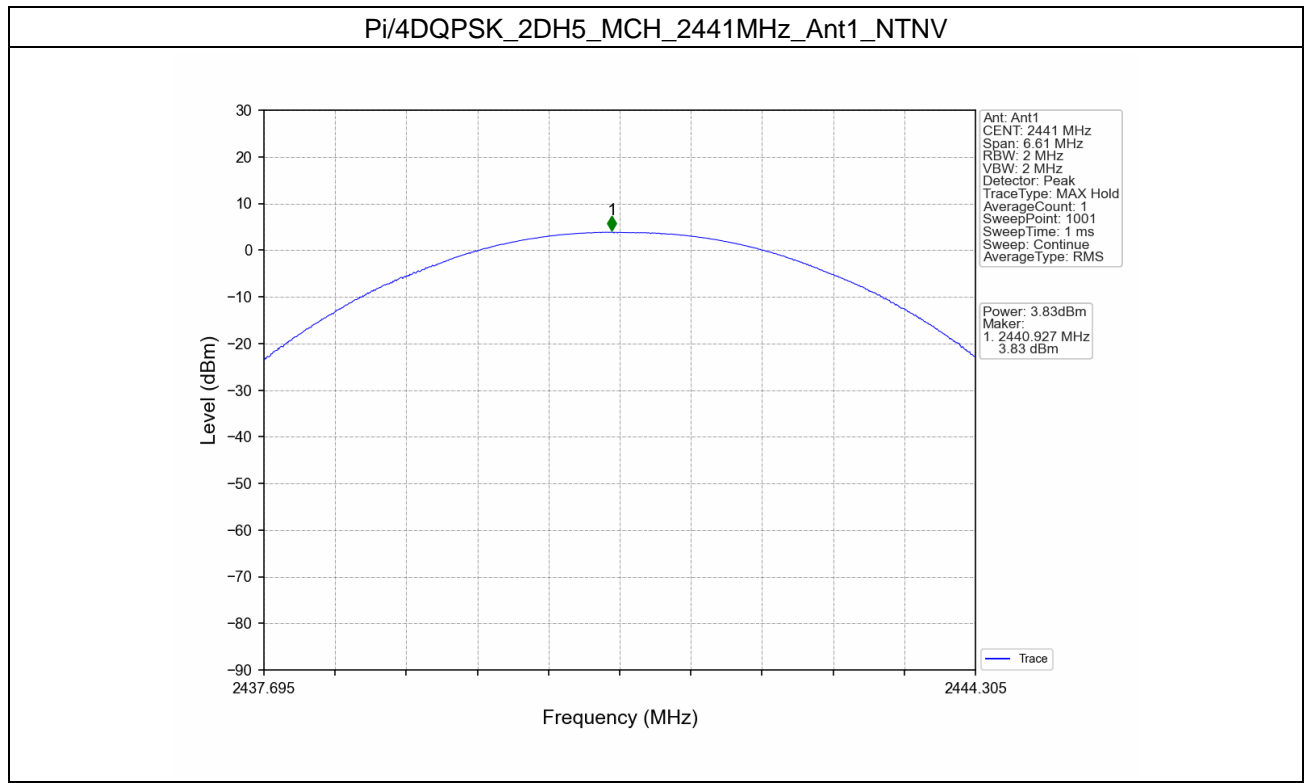


Unless otherwise agreed in writing, this document is issued by the Company subject to its General Conditions of Service printed overleaf, available on request or accessible at <https://www.sgs.com/en/Terms-and-Conditions>. Attention is drawn to the limitation of liability, indemnification and jurisdiction issues defined therein. Any holder of this document is advised that information contained hereon reflects the Company's findings at the time of its intervention only and within the limits of Client's instructions, if any. The Company's sole responsibility is to its Client and this document does not exonerate parties to a transaction from exercising all their rights and obligations under the transaction documents. This document cannot be reproduced except in full, without prior written approval of the Company. Any unauthorized alteration, forgery or falsification of the content or appearance of this document is unlawful and offenders may be prosecuted to the fullest extent of the law. Unless otherwise stated the results shown in this test report refer only to the sample(s) tested and such sample(s) are retained for 30 days only.

Attention: To check the authenticity of testing /inspection report & certificate, please contact us at telephone: (86-755) 8307 1443, or email: CN.Doccheck@sgs.com



Unless otherwise agreed in writing, this document is issued by the Company subject to its General Conditions of Service printed overleaf, available on request or accessible at <https://www.sgs.com/en/Terms-and-Conditions>. Attention is drawn to the limitation of liability, indemnification and jurisdiction issues defined therein. Any holder of this document is advised that information contained hereon reflects the Company's findings at the time of its intervention only and within the limits of Client's instructions, if any. The Company's sole responsibility is to its Client and this document does not exonerate parties to a transaction from exercising all their rights and obligations under the transaction documents. This document cannot be reproduced except in full, without prior written approval of the Company. Any unauthorized alteration, forgery or falsification of the content or appearance of this document is unlawful and offenders may be prosecuted to the fullest extent of the law. Unless otherwise stated the results shown in this test report refer only to the sample(s) tested and such sample(s) are retained for 30 days only.



Unless otherwise agreed in writing, this document is issued by the Company subject to its General Conditions of Service printed overleaf, available on request or accessible at <https://www.sgs.com/en/Terms-and-Conditions>. Attention is drawn to the limitation of liability, indemnification and jurisdiction issues defined therein. Any holder of this document is advised that information contained hereon reflects the Company's findings at the time of its intervention only and within the limits of Client's instructions, if any. The Company's sole responsibility is to its Client and this document does not exonerate parties to a transaction from exercising all their rights and obligations under the transaction documents. This document cannot be reproduced except in full, without prior written approval of the Company. Any unauthorized alteration, forgery or falsification of the content or appearance of this document is unlawful and offenders may be prosecuted to the fullest extent of the law. Unless otherwise stated the results shown in this test report refer only to the sample(s) tested and such sample(s) are retained for 30 days only.

Attention: To check the authenticity of testing /inspection report & certificate, please contact us at telephone: (86-755) 8307 1443, or email: CN.Doccheck@sgs.com

### 3. Carrier Frequency Separation

#### 3.1 Ant1

##### 3.1.1 Test Result

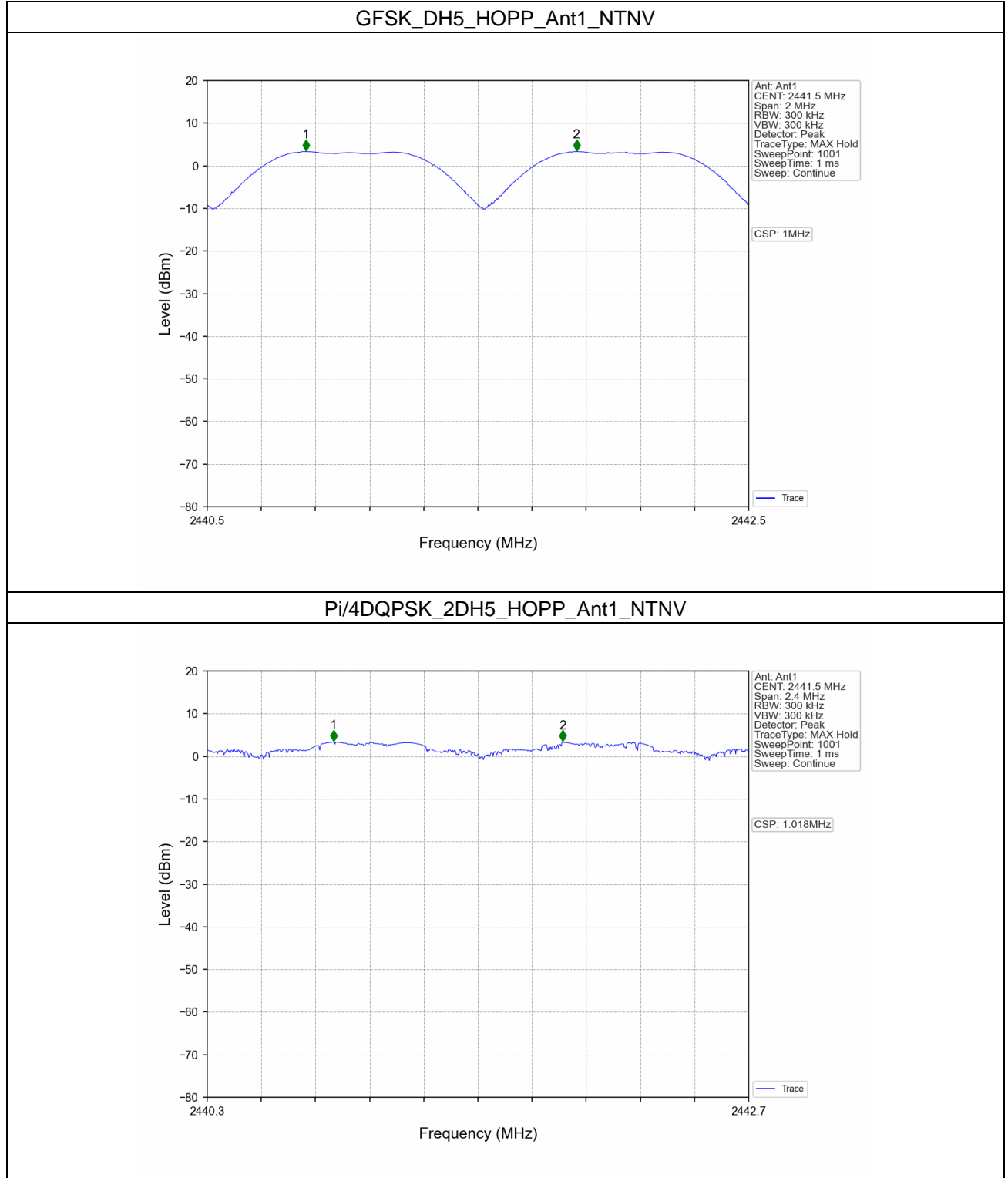
| Ant1      |         |                 |             |                          |                      |             |         |
|-----------|---------|-----------------|-------------|--------------------------|----------------------|-------------|---------|
| Mode      | TX Type | Frequency (MHz) | Packet Type | Channel Separation (MHz) | 20dB Bandwidth (MHz) | Limit (MHz) | Verdict |
| GFSK      | SISO    | HOPP            | DH5         | 1.000                    | 0.952                | >=0.952     | Pass    |
| Pi/4DQPSK | SISO    | HOPP            | 2DH5        | 1.018                    | 1.322                | >=0.881     | Pass    |



Unless otherwise agreed in writing, this document is issued by the Company subject to its General Conditions of Service printed overleaf, available on request or accessible at <https://www.sgs.com/en/Terms-and-Conditions>. Attention is drawn to the limitation of liability, indemnification and jurisdiction issues defined therein. Any holder of this document is advised that information contained hereon reflects the Company's findings at the time of its intervention only and within the limits of Client's instructions, if any. The Company's sole responsibility is to its Client and this document does not exonerate parties to a transaction from exercising all their rights and obligations under the transaction documents. This document cannot be reproduced except in full, without prior written approval of the Company. Any unauthorized alteration, forgery or falsification of the content or appearance of this document is unlawful and offenders may be prosecuted to the fullest extent of the law. Unless otherwise stated the results shown in this test report refer only to the sample(s) tested and such sample(s) are retained for 30 days only.

Attention: To check the authenticity of testing /inspection report & certificate, please contact us at telephone: (86-755) 8307 1443, or email: CN.Doccheck@sgs.com

### 3.1.2 Test Graph



Unless otherwise agreed in writing, this document is issued by the Company subject to its General Conditions of Service printed overleaf, available on request or accessible at <https://www.sgs.com/en/Terms-and-Conditions>. Attention is drawn to the limitation of liability, indemnification and jurisdiction issues defined therein. Any holder of this document is advised that information contained hereon reflects the Company's findings at the time of its intervention only and within the limits of Client's instructions, if any. The Company's sole responsibility is to its Client and this document does not exonerate parties to a transaction from exercising all their rights and obligations under the transaction documents. This document cannot be reproduced except in full, without prior written approval of the Company. Any unauthorized alteration, forgery or falsification of the content or appearance of this document is unlawful and offenders may be prosecuted to the fullest extent of the law. Unless otherwise stated the results shown in this test report refer only to the sample(s) tested and such sample(s) are retained for 30 days only.

Attention: To check the authenticity of testing /inspection report & certificate, please contact us at telephone: (86-755) 8307 1443, or email: CN.Doccheck@sgs.com



## 4. Number of Hopping Frequencies

### 4.1 HoppNum

#### 4.1.1 Test Result

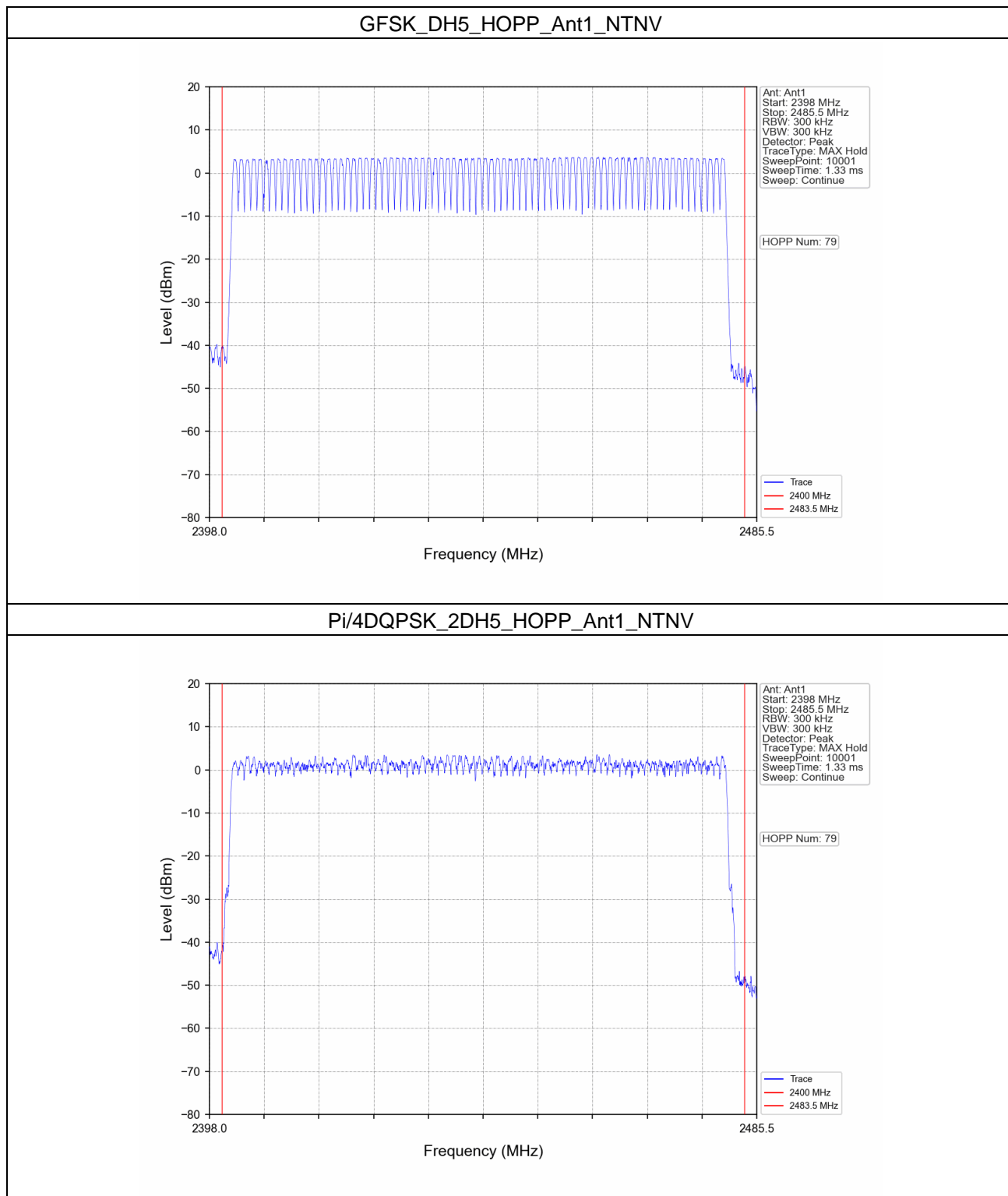
| Mode      | TX Type | Frequency (MHz) | Packet Type | Num of Hopping Frequencies |       | Verdict |
|-----------|---------|-----------------|-------------|----------------------------|-------|---------|
|           |         |                 |             | ANT1                       | Limit |         |
| GFSK      | SISO    | HOPP            | DH5         | 79                         | >=15  | Pass    |
| Pi/4DQPSK | SISO    | HOPP            | 2DH5        | 79                         | >=15  | Pass    |



Unless otherwise agreed in writing, this document is issued by the Company subject to its General Conditions of Service printed overleaf, available on request or accessible at <https://www.sgs.com/en/Terms-and-Conditions>. Attention is drawn to the limitation of liability, indemnification and jurisdiction issues defined therein. Any holder of this document is advised that information contained hereon reflects the Company's findings at the time of its intervention only and within the limits of Client's instructions, if any. The Company's sole responsibility is to its Client and this document does not exonerate parties to a transaction from exercising all their rights and obligations under the transaction documents. This document cannot be reproduced except in full, without prior written approval of the Company. Any unauthorized alteration, forgery or falsification of the content or appearance of this document is unlawful and offenders may be prosecuted to the fullest extent of the law. Unless otherwise stated the results shown in this test report refer only to the sample(s) tested and such sample(s) are retained for 30 days only.

Attention: To check the authenticity of testing /inspection report & certificate, please contact us at telephone: (86-755) 8307 1443, or email: CN.Doccheck@sgs.com

### 4.1.2 Test Graph



Unless otherwise agreed in writing, this document is issued by the Company subject to its General Conditions of Service printed overleaf, available on request or accessible at <https://www.sgs.com/en/Terms-and-Conditions>. Attention is drawn to the limitation of liability, indemnification and jurisdiction issues defined therein. Any holder of this document is advised that information contained hereon reflects the Company's findings at the time of its intervention only and within the limits of Client's instructions, if any. The Company's sole responsibility is to its Client and this document does not exonerate parties to a transaction from exercising all their rights and obligations under the transaction documents. This document cannot be reproduced except in full, without prior written approval of the Company. Any unauthorized alteration, forgery or falsification of the content or appearance of this document is unlawful and offenders may be prosecuted to the fullest extent of the law. Unless otherwise stated the results shown in this test report refer only to the sample(s) tested and such sample(s) are retained for 30 days only.

Attention: To check the authenticity of testing /inspection report & certificate, please contact us at telephone: (86-755) 8307 1443, or email: CN.Doccheck@sgs.com

## 5. Time of Occupancy (Dwell Time)

### 5.1 Ant1

#### 5.1.1 Test Result

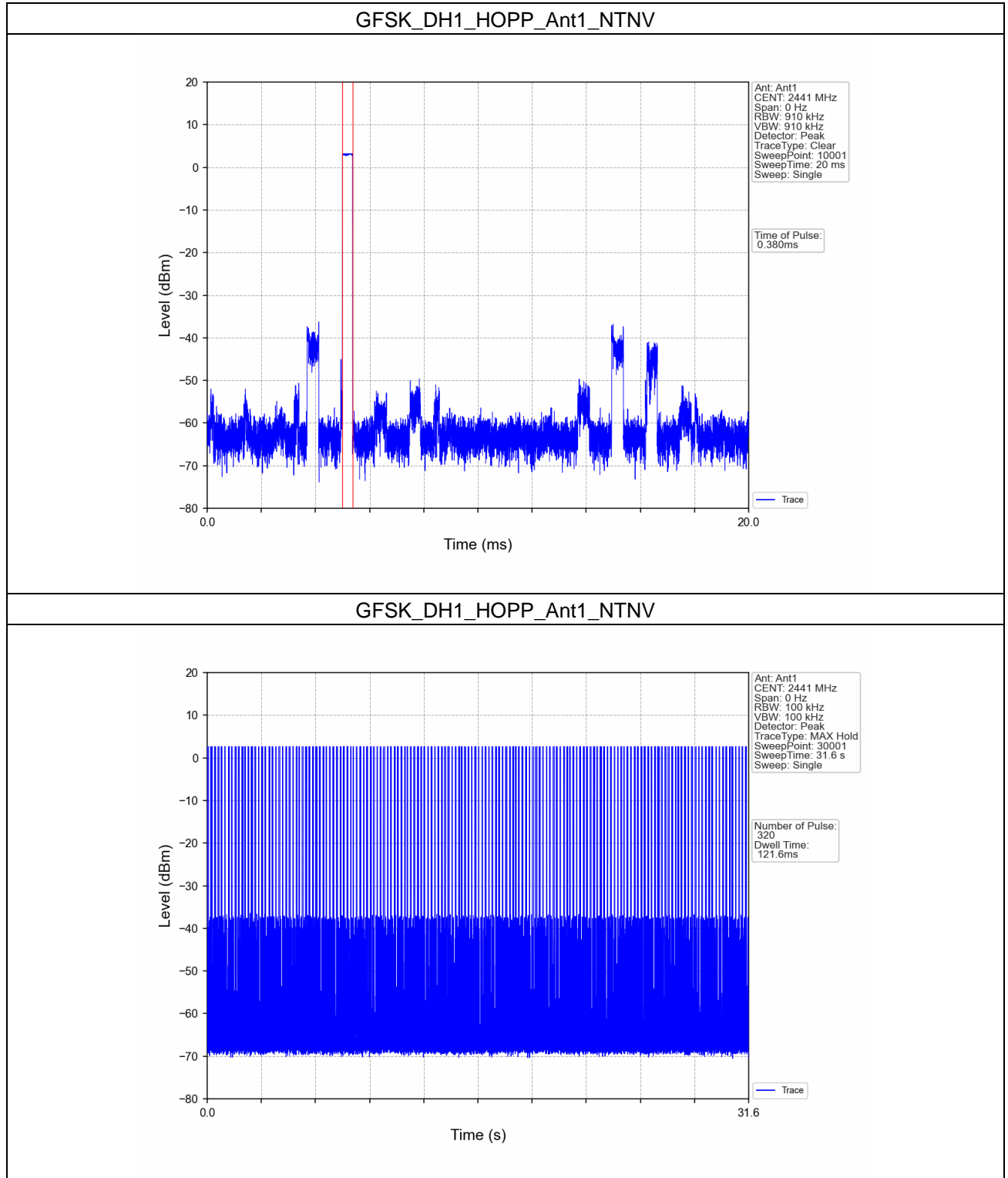
| Ant1      |         |                 |             |                               |                        |                                    |                 |            |         |
|-----------|---------|-----------------|-------------|-------------------------------|------------------------|------------------------------------|-----------------|------------|---------|
| Mode      | TX Type | Frequency (MHz) | Packet Type | Duration of Single Pulse (ms) | Observation Period (s) | Num of Pulse in Observation Period | Dwell Time (ms) | Limit (ms) | Verdict |
| GFSK      | SISO    | HOPP            | DH1         | 0.380                         | 31.600                 | 320                                | 121.600         | <=400      | Pass    |
|           |         |                 | DH3         | 1.638                         | 31.600                 | 106                                | 173.628         | <=400      | Pass    |
|           |         |                 | DH5         | 2.884                         | 31.600                 | 59                                 | 170.156         | <=400      | Pass    |
| Pi/4DQPSK | SISO    | HOPP            | 2DH1        | 0.392                         | 31.600                 | 319                                | 125.048         | <=400      | Pass    |
|           |         |                 | 2DH3        | 1.642                         | 31.600                 | 118                                | 193.756         | <=400      | Pass    |
|           |         |                 | 2DH5        | 2.890                         | 31.600                 | 58                                 | 167.620         | <=400      | Pass    |



Unless otherwise agreed in writing, this document is issued by the Company subject to its General Conditions of Service printed overleaf, available on request or accessible at <https://www.sgs.com/en/Terms-and-Conditions>. Attention is drawn to the limitation of liability, indemnification and jurisdiction issues defined therein. Any holder of this document is advised that information contained hereon reflects the Company's findings at the time of its intervention only and within the limits of Client's instructions, if any. The Company's sole responsibility is to its Client and this document does not exonerate parties to a transaction from exercising all their rights and obligations under the transaction documents. This document cannot be reproduced except in full, without prior written approval of the Company. Any unauthorized alteration, forgery or falsification of the content or appearance of this document is unlawful and offenders may be prosecuted to the fullest extent of the law. Unless otherwise stated the results shown in this test report refer only to the sample(s) tested and such sample(s) are retained for 30 days only.

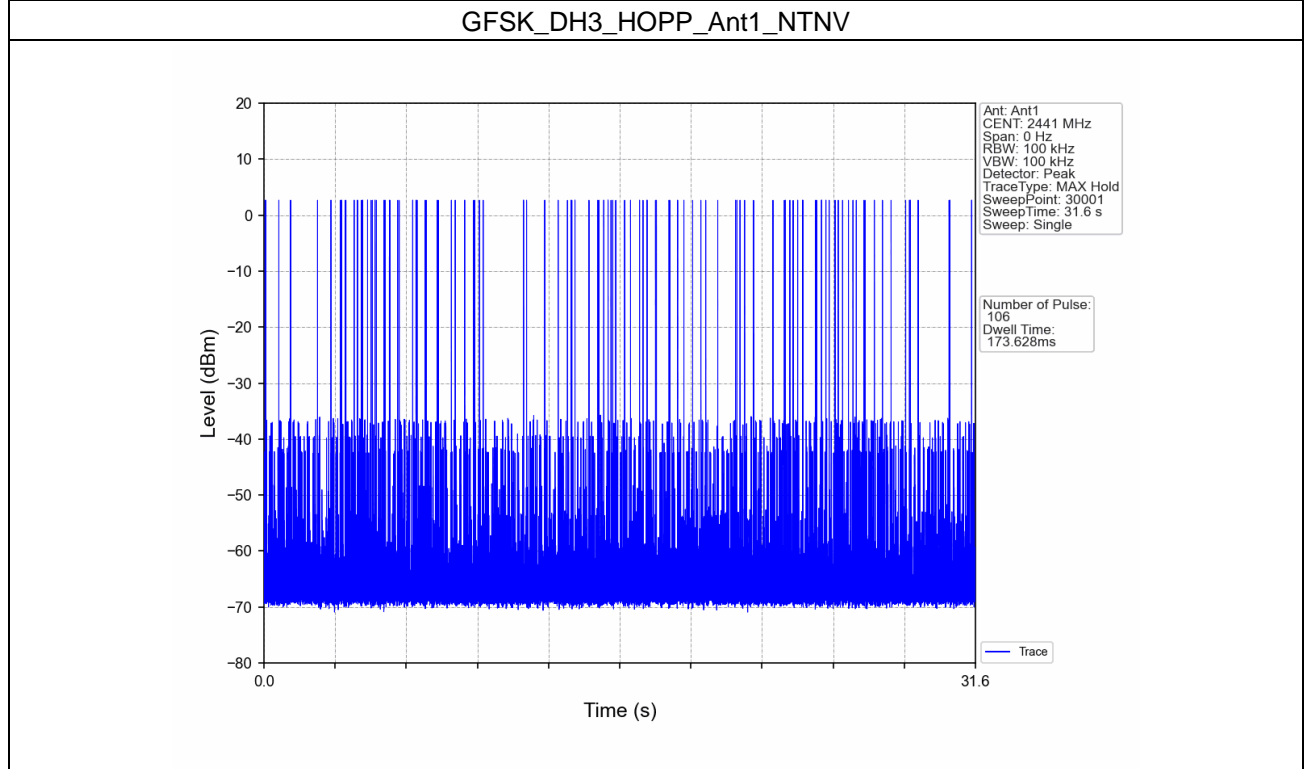
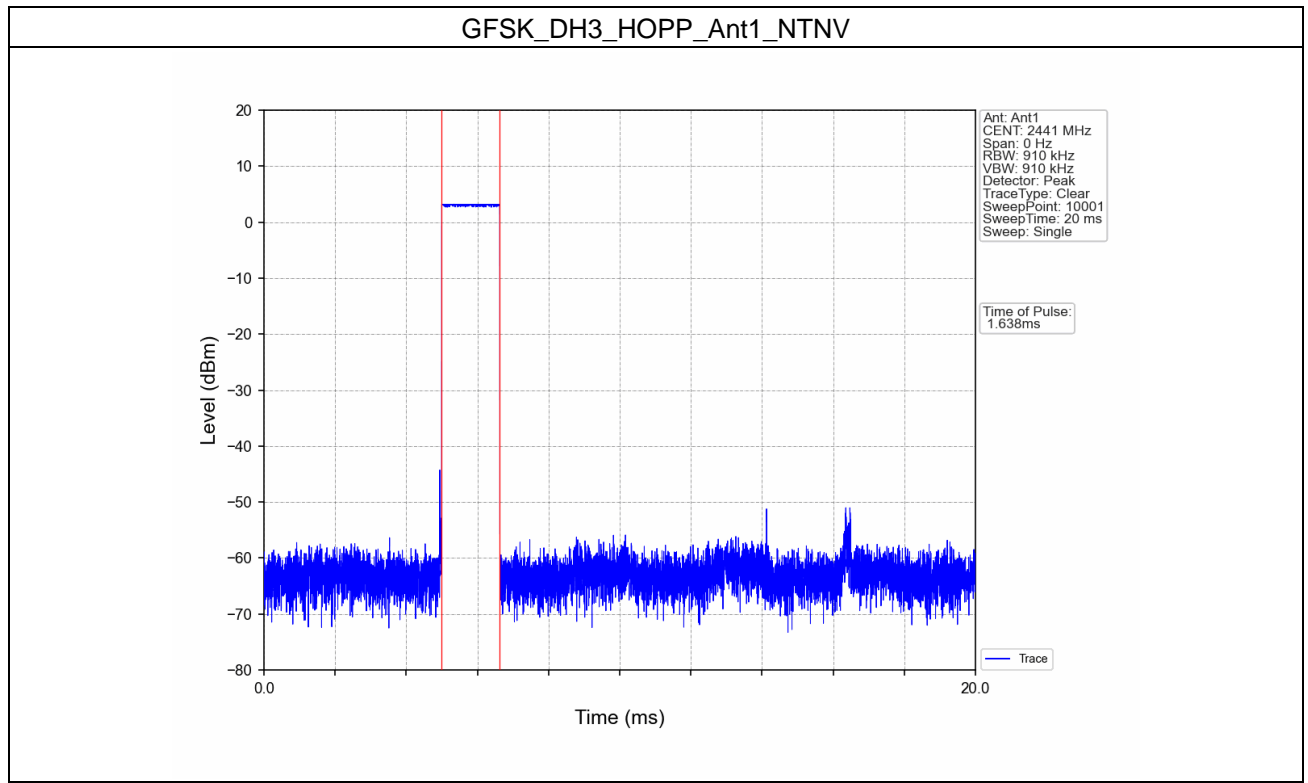
Attention: To check the authenticity of testing /inspection report & certificate, please contact us at telephone: (86-755) 8307 1443, or email: CN.Doccheck@sgs.com

### 5.1.2 Test Graph



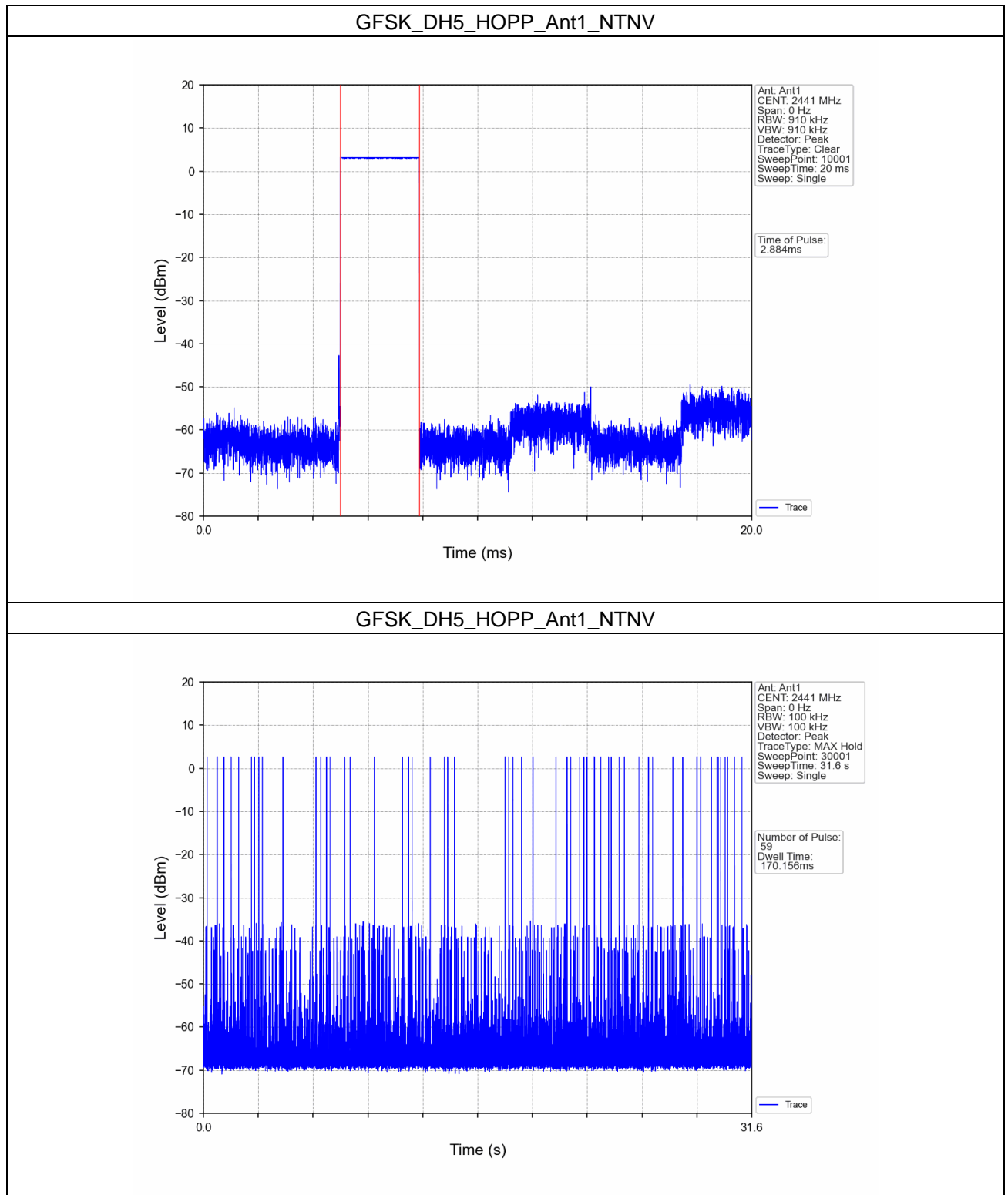
Unless otherwise agreed in writing, this document is issued by the Company subject to its General Conditions of Service printed overleaf, available on request or accessible at <https://www.sgs.com/en/Terms-and-Conditions>. Attention is drawn to the limitation of liability, indemnification and jurisdiction issues defined therein. Any holder of this document is advised that information contained hereon reflects the Company's findings at the time of its intervention only and within the limits of Client's instructions, if any. The Company's sole responsibility is to its Client and this document does not exonerate parties to a transaction from exercising all their rights and obligations under the transaction documents. This document cannot be reproduced except in full, without prior written approval of the Company. Any unauthorized alteration, forgery or falsification of the content or appearance of this document is unlawful and offenders may be prosecuted to the fullest extent of the law. Unless otherwise stated the results shown in this test report refer only to the sample(s) tested and such sample(s) are retained for 30 days only.

Attention: To check the authenticity of testing /inspection report & certificate, please contact us at telephone: (86-755) 8307 1443, or email: CN.Doccheck@sgs.com



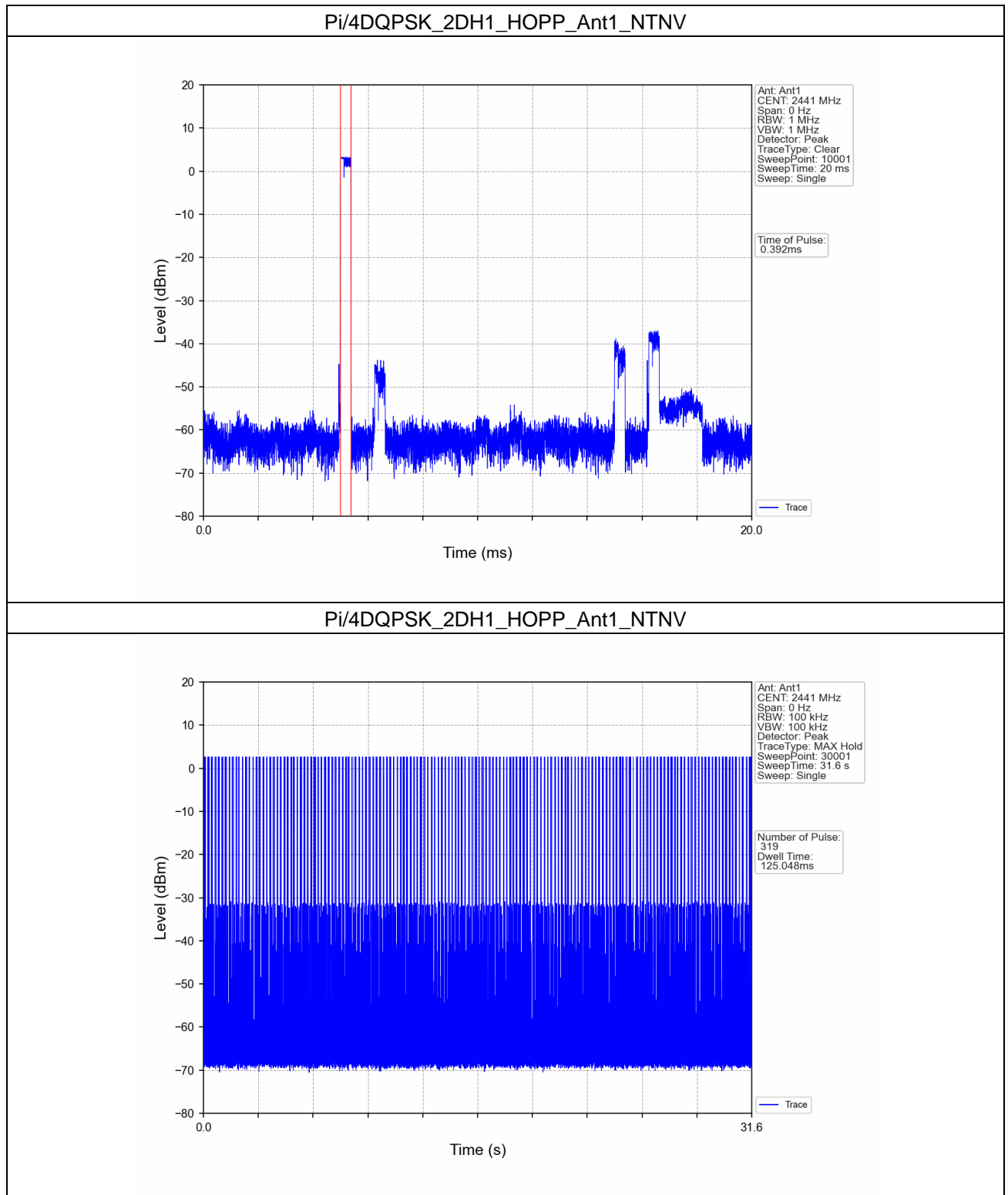
Unless otherwise agreed in writing, this document is issued by the Company subject to its General Conditions of Service printed overleaf, available on request or accessible at <https://www.sgs.com/en/Terms-and-Conditions>. Attention is drawn to the limitation of liability, indemnification and jurisdiction issues defined therein. Any holder of this document is advised that information contained hereon reflects the Company's findings at the time of its intervention only and within the limits of Client's instructions, if any. The Company's sole responsibility is to its Client and this document does not exonerate parties to a transaction from exercising all their rights and obligations under the transaction documents. This document cannot be reproduced except in full, without prior written approval of the Company. Any unauthorized alteration, forgery or falsification of the content or appearance of this document is unlawful and offenders may be prosecuted to the fullest extent of the law. Unless otherwise stated the results shown in this test report refer only to the sample(s) tested and such sample(s) are retained for 30 days only.

Attention: To check the authenticity of testing /inspection report & certificate, please contact us at telephone: (86-755) 8307 1443, or email: CN.Doccheck@sgs.com



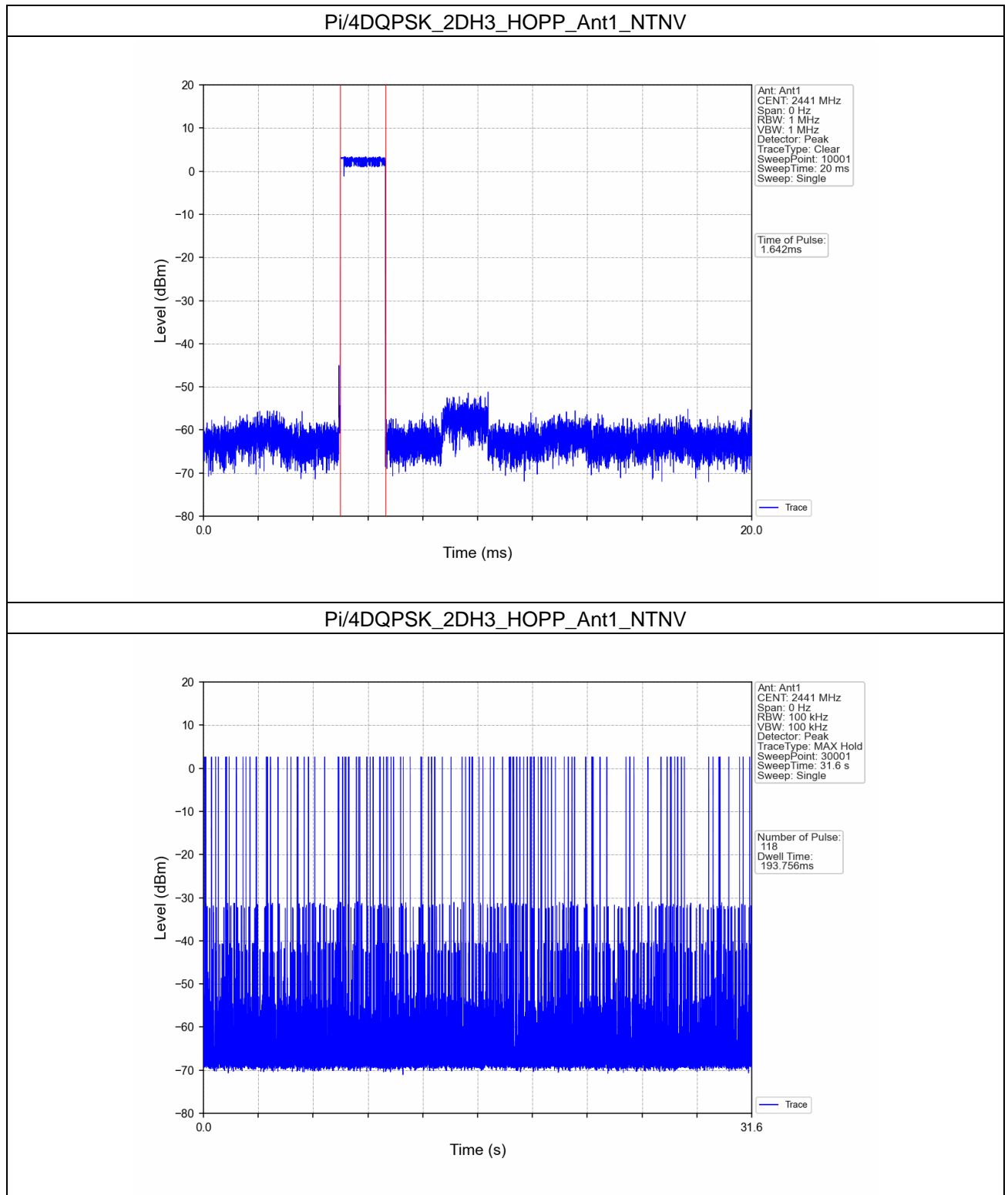
Unless otherwise agreed in writing, this document is issued by the Company subject to its General Conditions of Service printed overleaf, available on request or accessible at <https://www.sgs.com/en/Terms-and-Conditions>. Attention is drawn to the limitation of liability, indemnification and jurisdiction issues defined therein. Any holder of this document is advised that information contained hereon reflects the Company's findings at the time of its intervention only and within the limits of Client's instructions, if any. The Company's sole responsibility is to its Client and this document does not exonerate parties to a transaction from exercising all their rights and obligations under the transaction documents. This document cannot be reproduced except in full, without prior written approval of the Company. Any unauthorized alteration, forgery or falsification of the content or appearance of this document is unlawful and offenders may be prosecuted to the fullest extent of the law. Unless otherwise stated the results shown in this test report refer only to the sample(s) tested and such sample(s) are retained for 30 days only.

Attention: To check the authenticity of testing /inspection report & certificate, please contact us at telephone: (86-755) 8307 1443, or email: CN.Doccheck@sgs.com



Unless otherwise agreed in writing, this document is issued by the Company subject to its General Conditions of Service printed overleaf, available on request or accessible at <https://www.sgs.com/en/Terms-and-Conditions>. Attention is drawn to the limitation of liability, indemnification and jurisdiction issues defined therein. Any holder of this document is advised that information contained hereon reflects the Company's findings at the time of its intervention only and within the limits of Client's instructions, if any. The Company's sole responsibility is to its Client and this document does not exonerate parties to a transaction from exercising all their rights and obligations under the transaction documents. This document cannot be reproduced except in full, without prior written approval of the Company. Any unauthorized alteration, forgery or falsification of the content or appearance of this document is unlawful and offenders may be prosecuted to the fullest extent of the law. Unless otherwise stated the results shown in this test report refer only to the sample(s) tested and such sample(s) are retained for 30 days only.

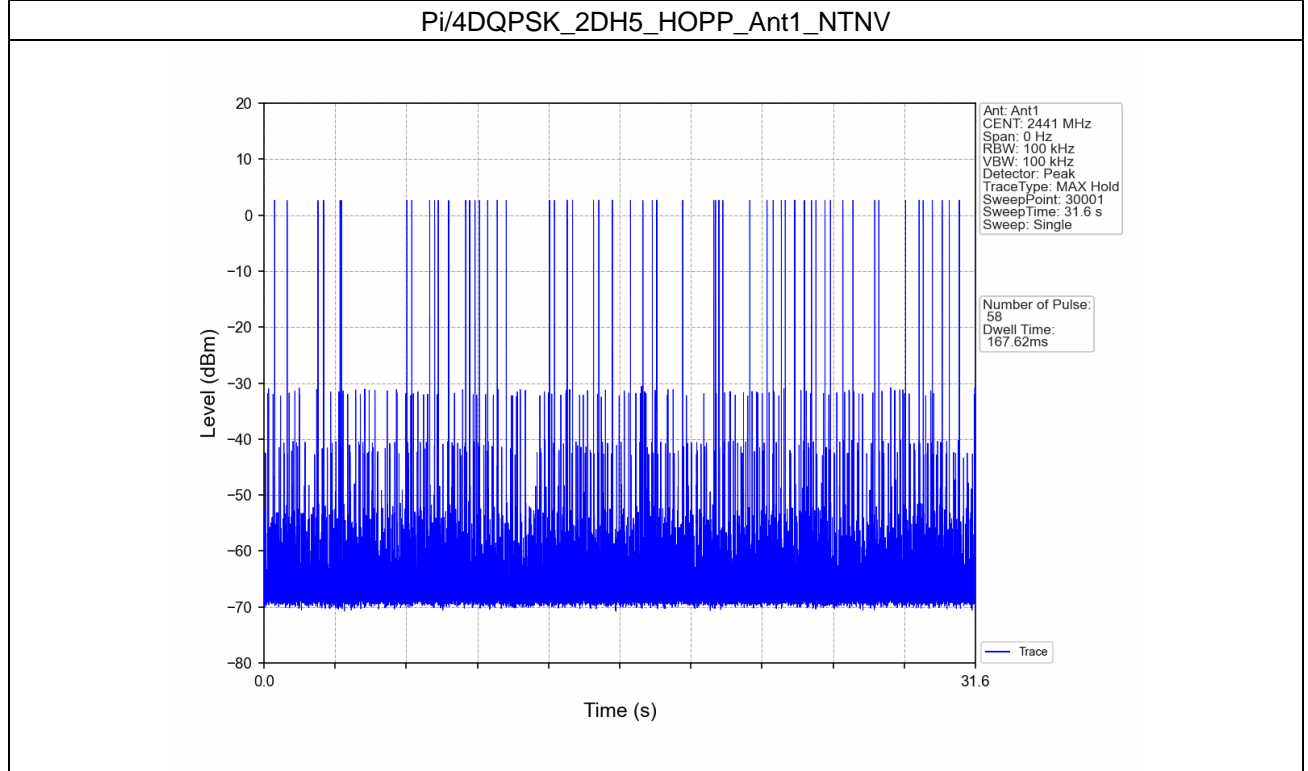
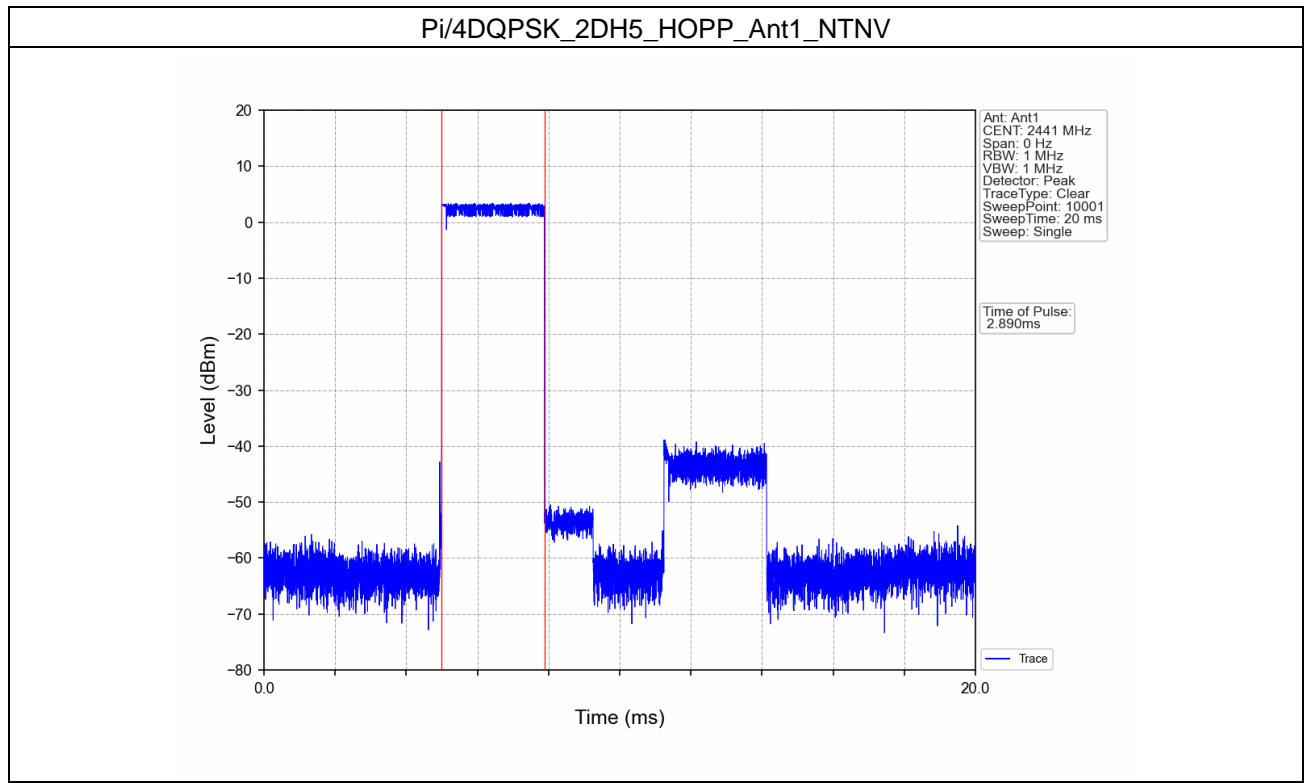
Attention: To check the authenticity of testing /inspection report & certificate, please contact us at telephone: (86-755) 8307 1443, or email: CN.Doccheck@sgs.com



Unless otherwise agreed in writing, this document is issued by the Company subject to its General Conditions of Service printed overleaf, available on request or accessible at <https://www.sgs.com/en/Terms-and-Conditions>. Attention is drawn to the limitation of liability, indemnification and jurisdiction issues defined therein. Any holder of this document is advised that information contained hereon reflects the Company's findings at the time of its intervention only and within the limits of Client's instructions, if any. The Company's sole responsibility is to its Client and this document does not exonerate parties to a transaction from exercising all their rights and obligations under the transaction documents. This document cannot be reproduced except in full, without prior written approval of the Company. Any unauthorized alteration, forgery or falsification of the content or appearance of this document is unlawful and offenders may be prosecuted to the fullest extent of the law. Unless otherwise stated the results shown in this test report refer only to the sample(s) tested and such sample(s) are retained for 30 days only.

Attention: To check the authenticity of testing /inspection report & certificate, please contact us at telephone: (86-755) 8307 1443, or email: CN.Doccheck@sgs.com





Unless otherwise agreed in writing, this document is issued by the Company subject to its General Conditions of Service printed overleaf, available on request or accessible at <https://www.sgs.com/en/Terms-and-Conditions>. Attention is drawn to the limitation of liability, indemnification and jurisdiction issues defined therein. Any holder of this document is advised that information contained hereon reflects the Company's findings at the time of its intervention only and within the limits of Client's instructions, if any. The Company's sole responsibility is to its Client and this document does not exonerate parties to a transaction from exercising all their rights and obligations under the transaction documents. This document cannot be reproduced except in full, without prior written approval of the Company. Any unauthorized alteration, forgery or falsification of the content or appearance of this document is unlawful and offenders may be prosecuted to the fullest extent of the law. Unless otherwise stated the results shown in this test report refer only to the sample(s) tested and such sample(s) are retained for 30 days only.

Attention: To check the authenticity of testing /inspection report & certificate, please contact us at telephone: (86-755) 8307 1443, or email: CN.Doccheck@sgs.com

## 6. Unwanted Emissions In Non-restricted Frequency Bands

### 6.1 Ref

#### 6.1.1 Test Result

| Mode      | TX Type | Frequency (MHz) | Packet Type | ANT | Level of Reference (dBm) |
|-----------|---------|-----------------|-------------|-----|--------------------------|
| GFSK      | SISO    | 2402            | DH5         | 1   | 2.79                     |
|           |         | 2441            | DH5         | 1   | 2.74                     |
|           |         | 2480            | DH5         | 1   | 3.15                     |
| Pi/4DQPSK | SISO    | 2402            | 2DH5        | 1   | 2.89                     |
|           |         | 2441            | 2DH5        | 1   | 3.18                     |
|           |         | 2480            | 2DH5        | 1   | 3.12                     |

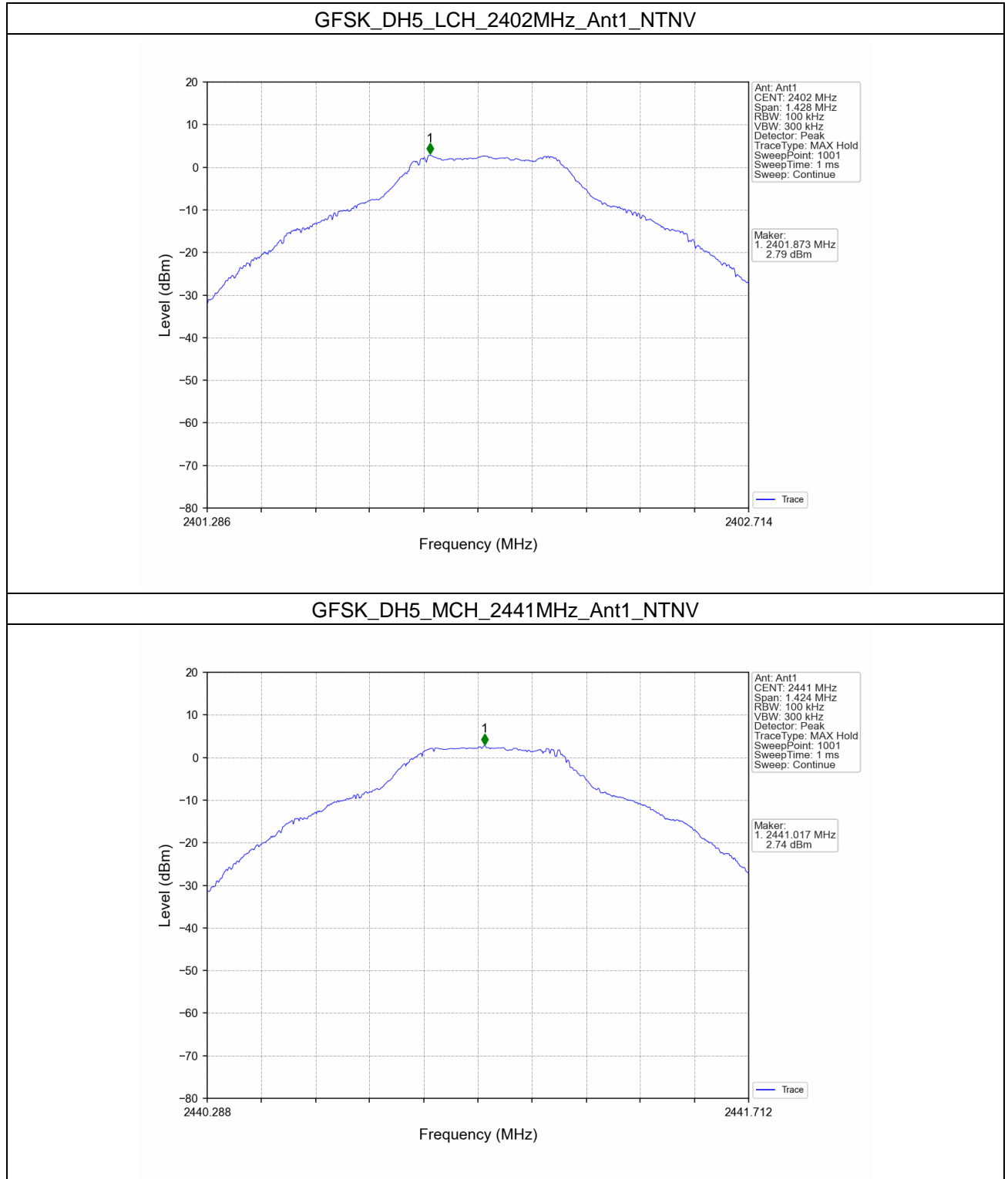
Note1: Refer to FCC Part 15.247 (d) and ANSI C63.10-2013, the channel contains the maximum PSD level was used to establish the reference level.



Unless otherwise agreed in writing, this document is issued by the Company subject to its General Conditions of Service printed overleaf, available on request or accessible at <https://www.sgs.com/en/Terms-and-Conditions>. Attention is drawn to the limitation of liability, indemnification and jurisdiction issues defined therein. Any holder of this document is advised that information contained hereon reflects the Company's findings at the time of its intervention only and within the limits of Client's instructions, if any. The Company's sole responsibility is to its Client and this document does not exonerate parties to a transaction from exercising all their rights and obligations under the transaction documents. This document cannot be reproduced except in full, without prior written approval of the Company. Any unauthorized alteration, forgery or falsification of the content or appearance of this document is unlawful and offenders may be prosecuted to the fullest extent of the law. Unless otherwise stated the results shown in this test report refer only to the sample(s) tested and such sample(s) are retained for 30 days only.

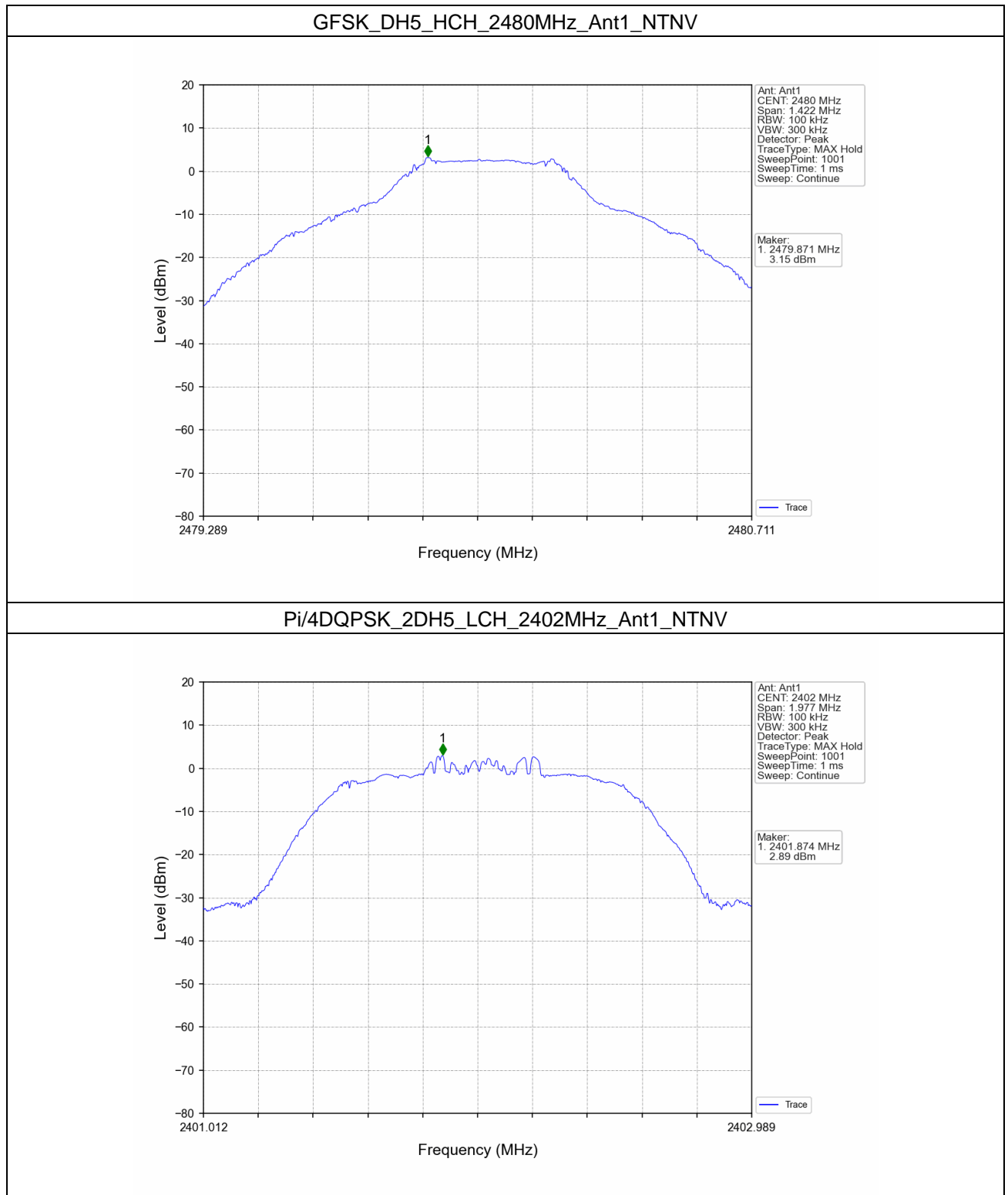
Attention: To check the authenticity of testing /inspection report & certificate, please contact us at telephone: (86-755) 8307 1443, or email: CN.Doccheck@sgs.com

### 6.1.2 Test Graph



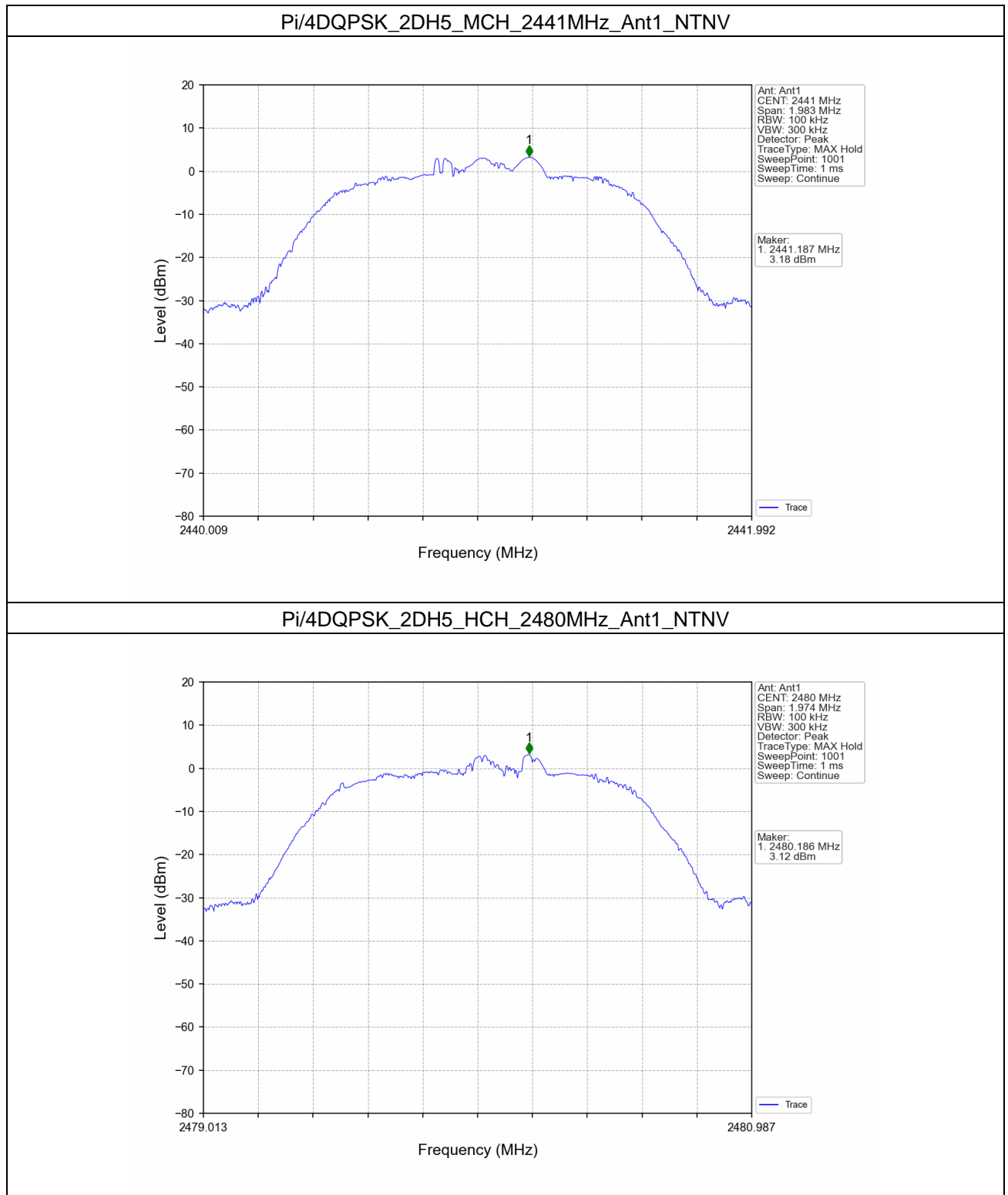
Unless otherwise agreed in writing, this document is issued by the Company subject to its General Conditions of Service printed overleaf, available on request or accessible at <https://www.sgs.com/en/Terms-and-Conditions>. Attention is drawn to the limitation of liability, indemnification and jurisdiction issues defined therein. Any holder of this document is advised that information contained hereon reflects the Company's findings at the time of its intervention only and within the limits of Client's instructions, if any. The Company's sole responsibility is to its Client and this document does not exonerate parties to a transaction from exercising all their rights and obligations under the transaction documents. This document cannot be reproduced except in full, without prior written approval of the Company. Any unauthorized alteration, forgery or falsification of the content or appearance of this document is unlawful and offenders may be prosecuted to the fullest extent of the law. Unless otherwise stated the results shown in this test report refer only to the sample(s) tested and such sample(s) are retained for 30 days only.

Attention: To check the authenticity of testing /inspection report & certificate, please contact us at telephone: (86-755) 8307 1443, or email: CN.Doccheck@sgs.com



Unless otherwise agreed in writing, this document is issued by the Company subject to its General Conditions of Service printed overleaf, available on request or accessible at <https://www.sgs.com/en/Terms-and-Conditions>. Attention is drawn to the limitation of liability, indemnification and jurisdiction issues defined therein. Any holder of this document is advised that information contained hereon reflects the Company's findings at the time of its intervention only and within the limits of Client's instructions, if any. The Company's sole responsibility is to its Client and this document does not exonerate parties to a transaction from exercising all their rights and obligations under the transaction documents. This document cannot be reproduced except in full, without prior written approval of the Company. Any unauthorized alteration, forgery or falsification of the content or appearance of this document is unlawful and offenders may be prosecuted to the fullest extent of the law. Unless otherwise stated the results shown in this test report refer only to the sample(s) tested and such sample(s) are retained for 30 days only.

Attention: To check the authenticity of testing /inspection report & certificate, please contact us at telephone: (86-755) 8307 1443, or email: CN.Doccheck@sgs.com



Unless otherwise agreed in writing, this document is issued by the Company subject to its General Conditions of Service printed overleaf, available on request or accessible at <https://www.sgs.com/en/Terms-and-Conditions>. Attention is drawn to the limitation of liability, indemnification and jurisdiction issues defined therein. Any holder of this document is advised that information contained hereon reflects the Company's findings at the time of its intervention only and within the limits of Client's instructions, if any. The Company's sole responsibility is to its Client and this document does not exonerate parties to a transaction from exercising all their rights and obligations under the transaction documents. This document cannot be reproduced except in full, without prior written approval of the Company. Any unauthorized alteration, forgery or falsification of the content or appearance of this document is unlawful and offenders may be prosecuted to the fullest extent of the law. Unless otherwise stated the results shown in this test report refer only to the sample(s) tested and such sample(s) are retained for 30 days only.

Attention: To check the authenticity of testing /inspection report & certificate, please contact us at telephone: (86-755) 8307 1443, or email: CN.Doccheck@sgs.com

6.2 CSE and Band edge

6.2.1 Test Result

| Mode      | TX Type | Frequency (MHz) | Packet Type | ANT | Level of Reference (dBm) | Limit (dBm) | Verdict |
|-----------|---------|-----------------|-------------|-----|--------------------------|-------------|---------|
| GFSK      | SISO    | 2402            | DH5         | 1   | 2.79                     | -17.21      | Pass    |
|           |         | 2441            | DH5         | 1   | 2.74                     | -17.26      | Pass    |
|           |         | 2480            | DH5         | 1   | 3.15                     | -16.85      | Pass    |
|           |         | HOPP            | DH5         | 1   | 0.00                     | -20.00      | Pass    |
| Pi/4DQPSK | SISO    | 2402            | 2DH5        | 1   | 2.89                     | -17.11      | Pass    |
|           |         | 2441            | 2DH5        | 1   | 3.18                     | -16.82      | Pass    |
|           |         | 2480            | 2DH5        | 1   | 3.12                     | -16.88      | Pass    |
|           |         | HOPP            | 2DH5        | 1   | 0.00                     | -20.00      | Pass    |

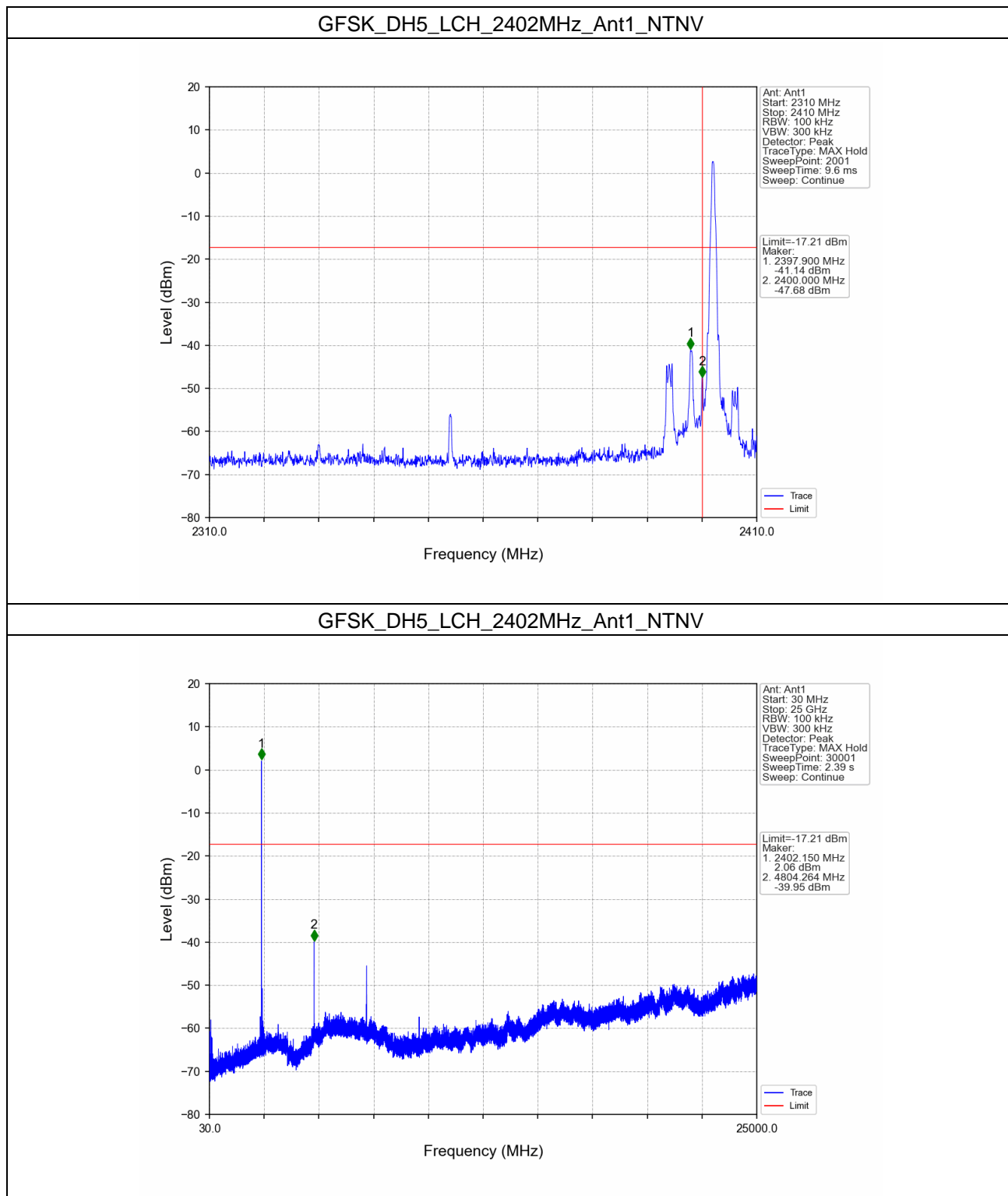
Note1: Refer to FCC Part 15.247 (d) and ANSI C63.10-2013, the channel contains the maximum PSD level was used to establish the reference level.



Unless otherwise agreed in writing, this document is issued by the Company subject to its General Conditions of Service printed overleaf, available on request or accessible at <https://www.sgs.com/en/Terms-and-Conditions>. Attention is drawn to the limitation of liability, indemnification and jurisdiction issues defined therein. Any holder of this document is advised that information contained hereon reflects the Company's findings at the time of its intervention only and within the limits of Client's instructions, if any. The Company's sole responsibility is to its Client and this document does not exonerate parties to a transaction from exercising all their rights and obligations under the transaction documents. This document cannot be reproduced except in full, without prior written approval of the Company. Any unauthorized alteration, forgery or falsification of the content or appearance of this document is unlawful and offenders may be prosecuted to the fullest extent of the law. Unless otherwise stated the results shown in this test report refer only to the sample(s) tested and such sample(s) are retained for 30 days only.

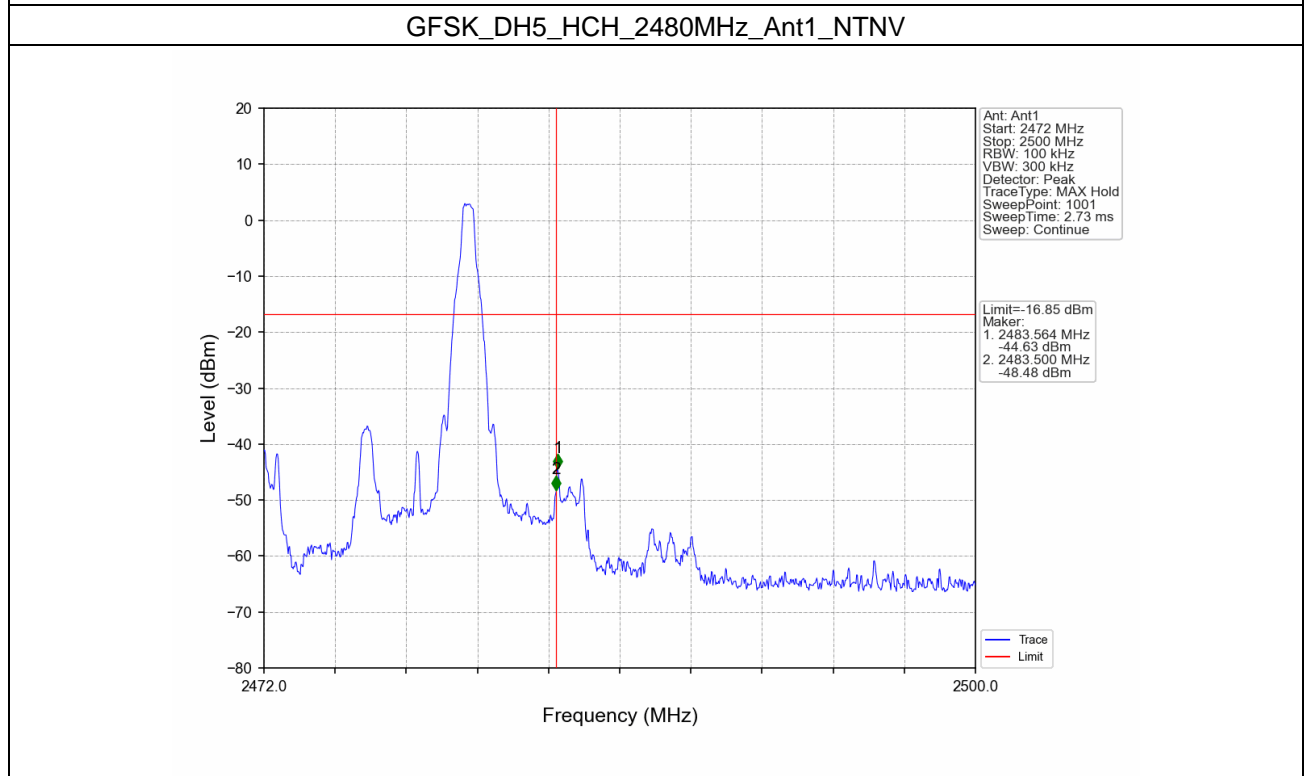
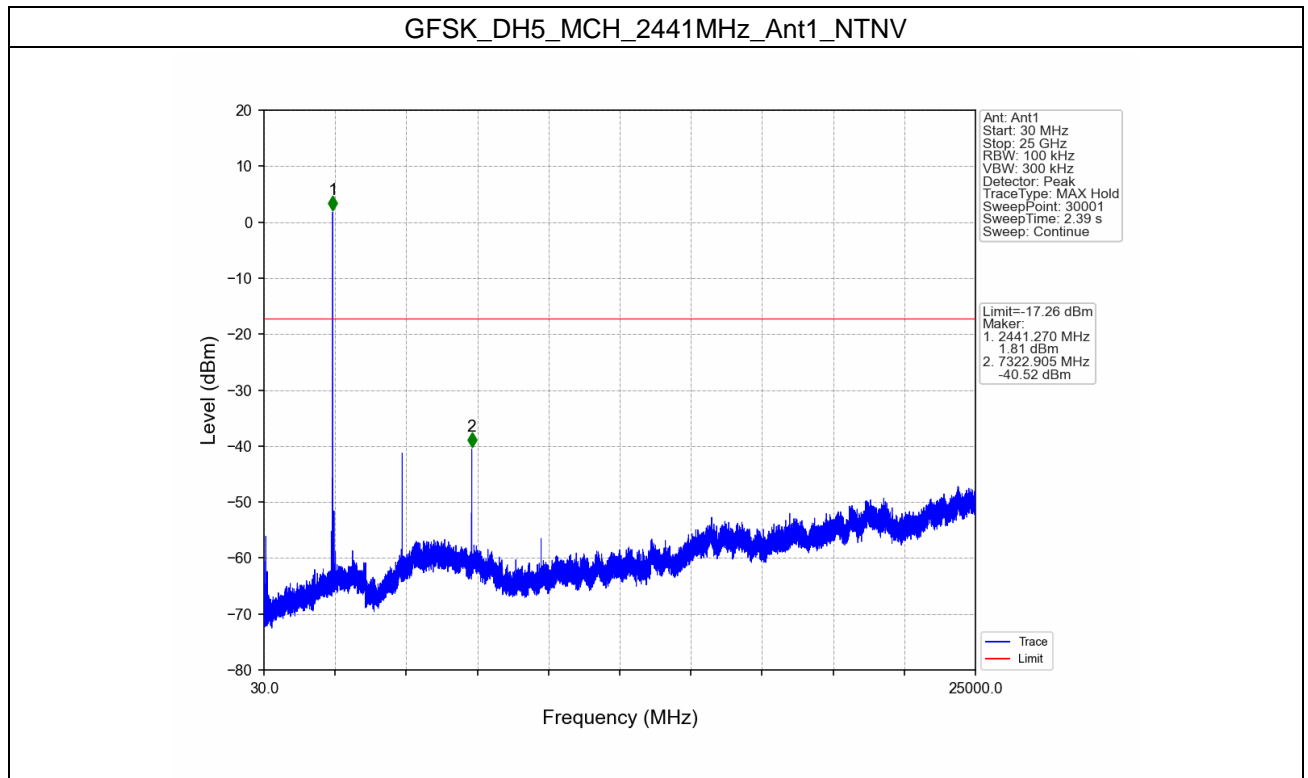
Attention: To check the authenticity of testing /inspection report & certificate, please contact us at telephone: (86-755) 8307 1443, or email: CN.Doccheck@sgs.com

### 6.2.2 Test Graph



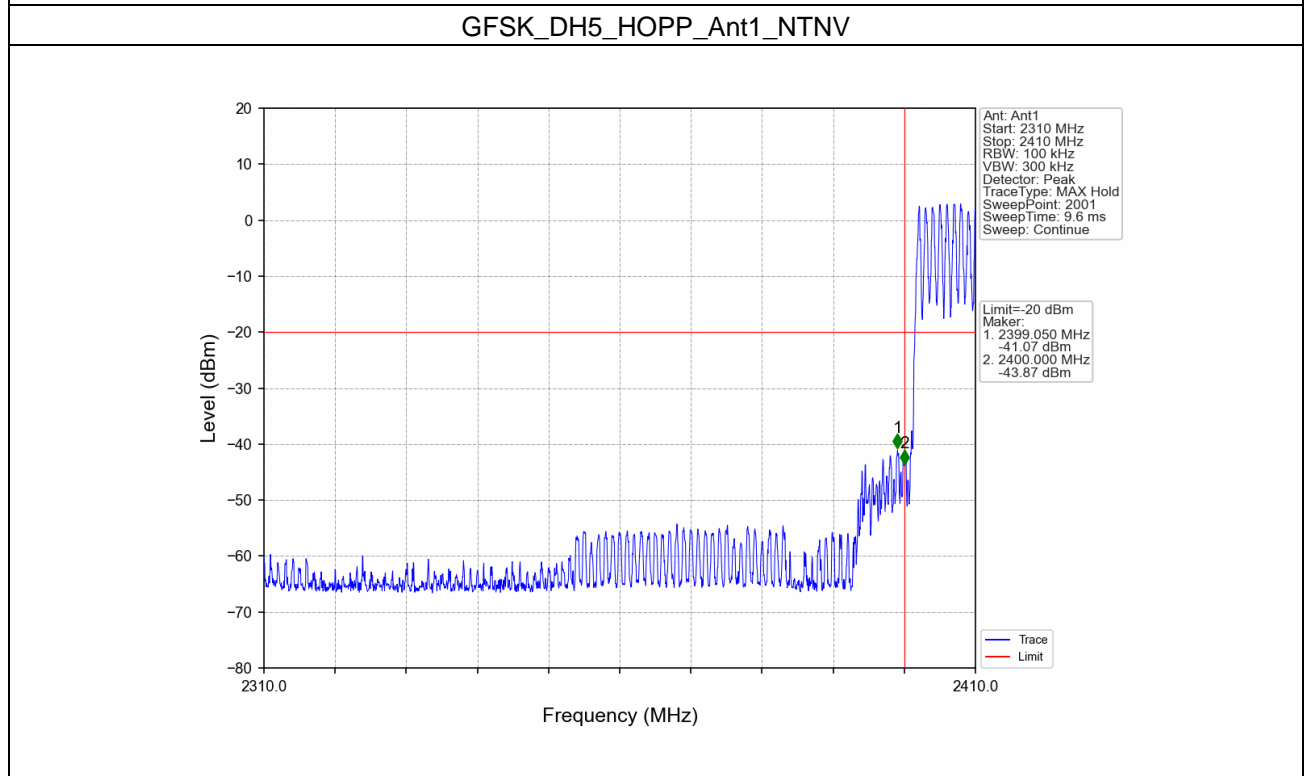
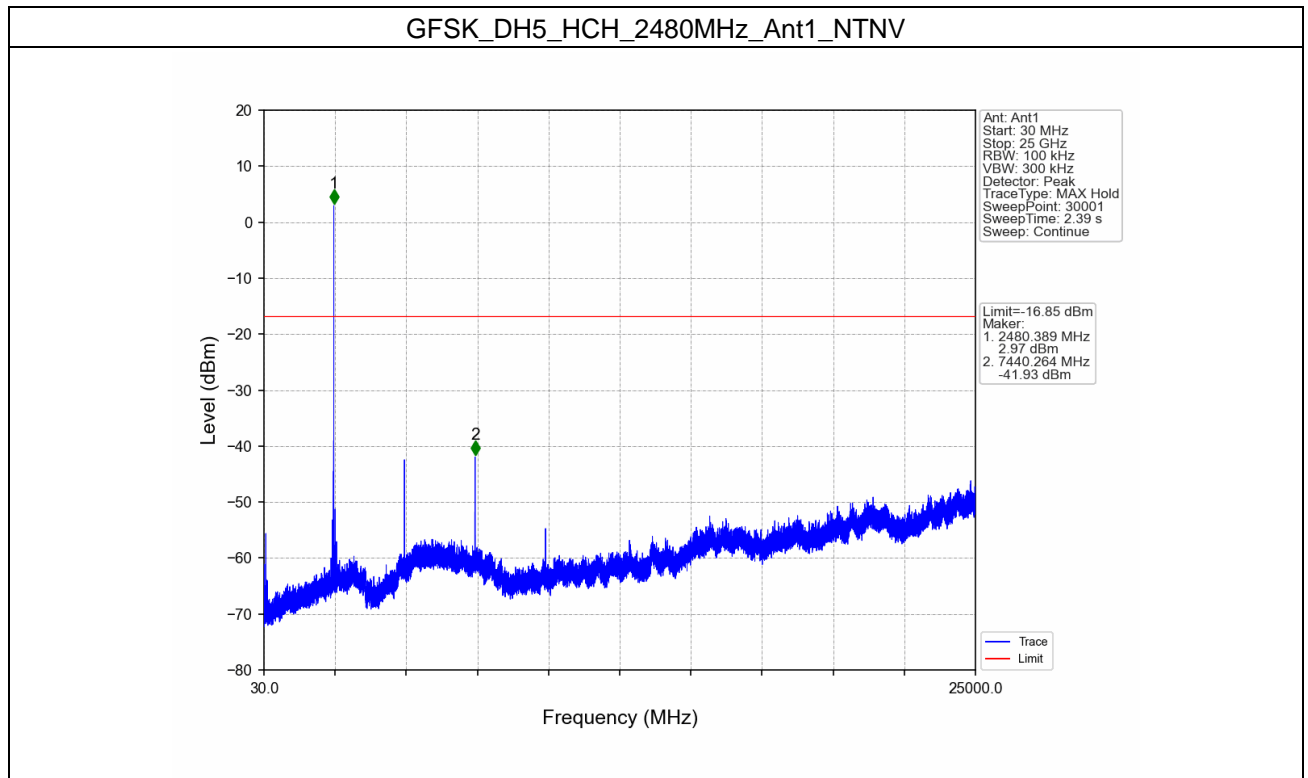
Unless otherwise agreed in writing, this document is issued by the Company subject to its General Conditions of Service printed overleaf, available on request or accessible at <https://www.sgs.com/en/Terms-and-Conditions>. Attention is drawn to the limitation of liability, indemnification and jurisdiction issues defined therein. Any holder of this document is advised that information contained hereon reflects the Company's findings at the time of its intervention only and within the limits of Client's instructions, if any. The Company's sole responsibility is to its Client and this document does not exonerate parties to a transaction from exercising all their rights and obligations under the transaction documents. This document cannot be reproduced except in full, without prior written approval of the Company. Any unauthorized alteration, forgery or falsification of the content or appearance of this document is unlawful and offenders may be prosecuted to the fullest extent of the law. Unless otherwise stated the results shown in this test report refer only to the sample(s) tested and such sample(s) are retained for 30 days only.

Attention: To check the authenticity of testing /inspection report & certificate, please contact us at telephone: (86-755) 8307 1443, or email: CN.Doccheck@sgs.com

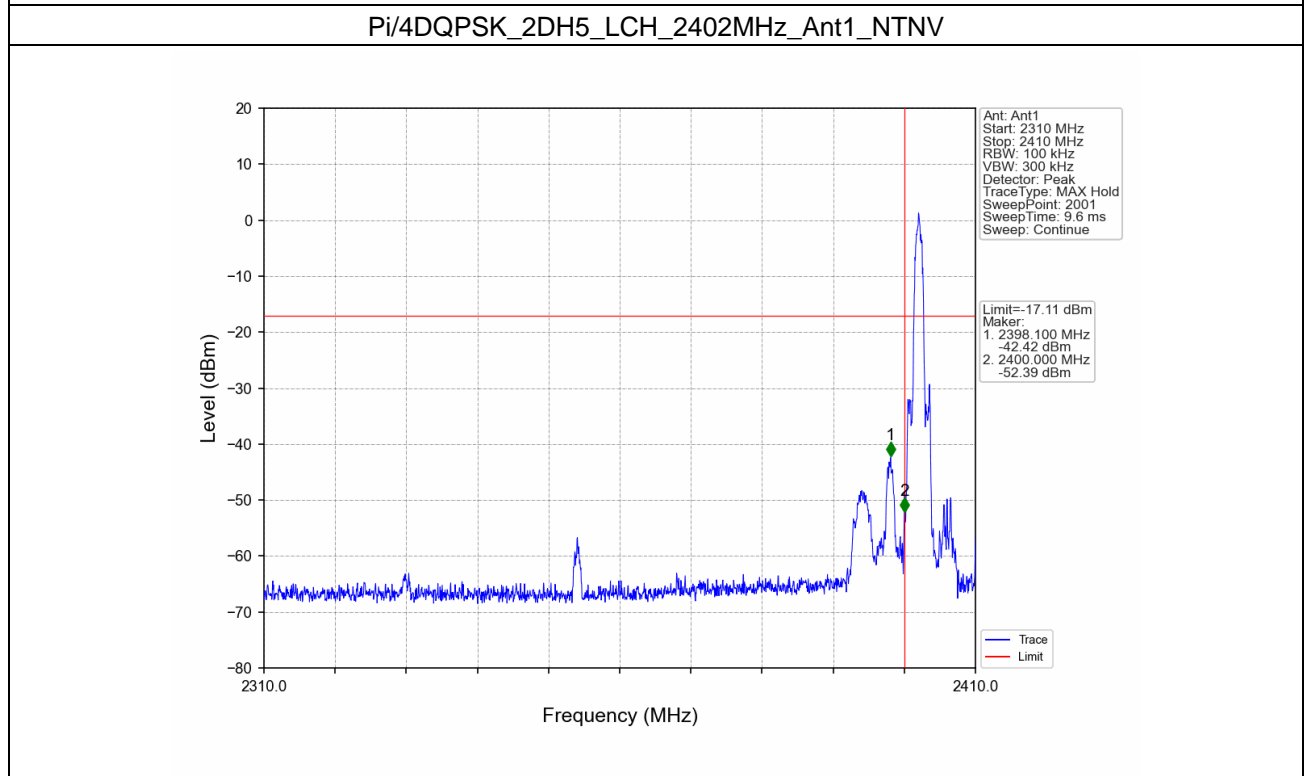
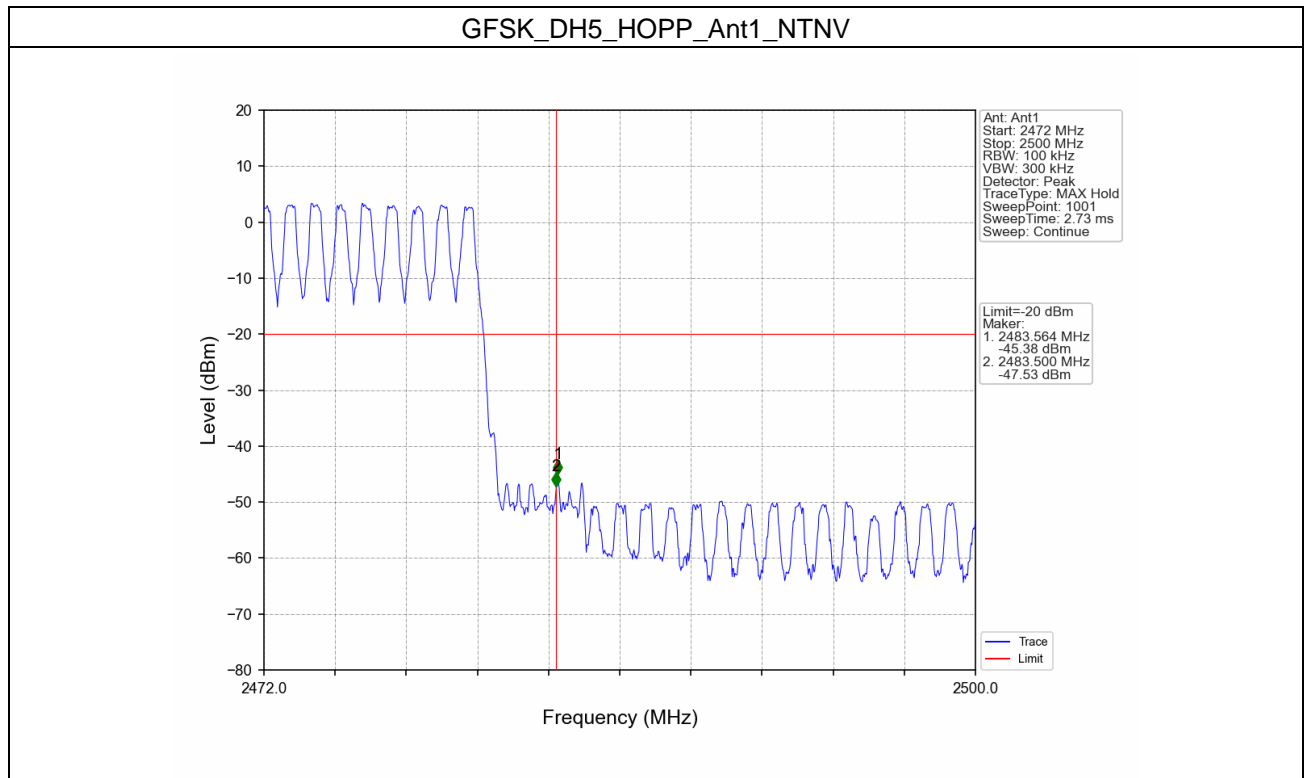


Unless otherwise agreed in writing, this document is issued by the Company subject to its General Conditions of Service printed overleaf, available on request or accessible at <https://www.sgs.com/en/Terms-and-Conditions>. Attention is drawn to the limitation of liability, indemnification and jurisdiction issues defined therein. Any holder of this document is advised that information contained hereon reflects the Company's findings at the time of its intervention only and within the limits of Client's instructions, if any. The Company's sole responsibility is to its Client and this document does not exonerate parties to a transaction from exercising all their rights and obligations under the transaction documents. This document cannot be reproduced except in full, without prior written approval of the Company. Any unauthorized alteration, forgery or falsification of the content or appearance of this document is unlawful and offenders may be prosecuted to the fullest extent of the law. Unless otherwise stated the results shown in this test report refer only to the sample(s) tested and such sample(s) are retained for 30 days only.



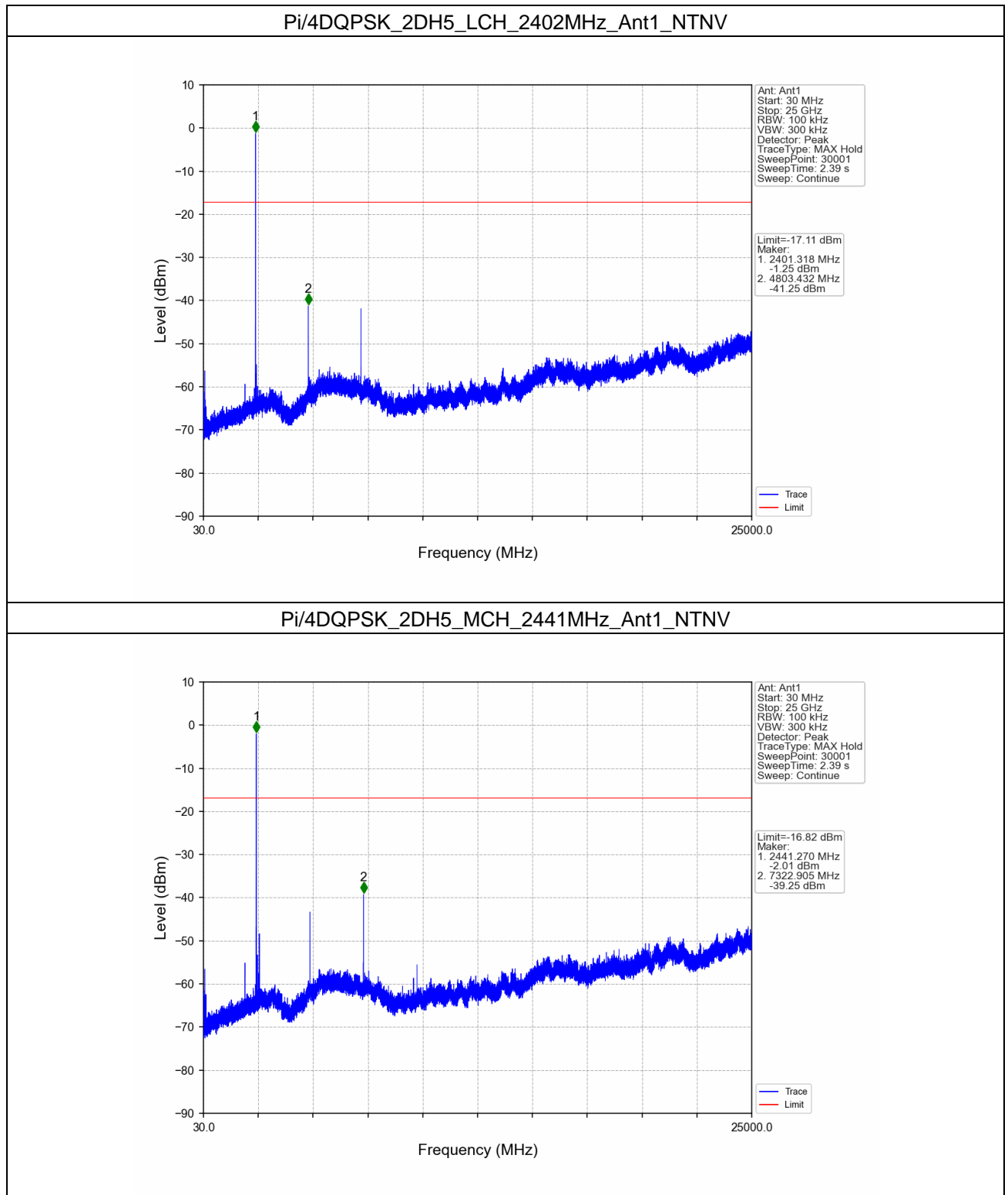


Unless otherwise agreed in writing, this document is issued by the Company subject to its General Conditions of Service printed overleaf, available on request or accessible at <https://www.sgs.com/en/Terms-and-Conditions>. Attention is drawn to the limitation of liability, indemnification and jurisdiction issues defined therein. Any holder of this document is advised that information contained hereon reflects the Company's findings at the time of its intervention only and within the limits of Client's instructions, if any. The Company's sole responsibility is to its Client and this document does not exonerate parties to a transaction from exercising all their rights and obligations under the transaction documents. This document cannot be reproduced except in full, without prior written approval of the Company. Any unauthorized alteration, forgery or falsification of the content or appearance of this document is unlawful and offenders may be prosecuted to the fullest extent of the law. Unless otherwise stated the results shown in this test report refer only to the sample(s) tested and such sample(s) are retained for 30 days only.



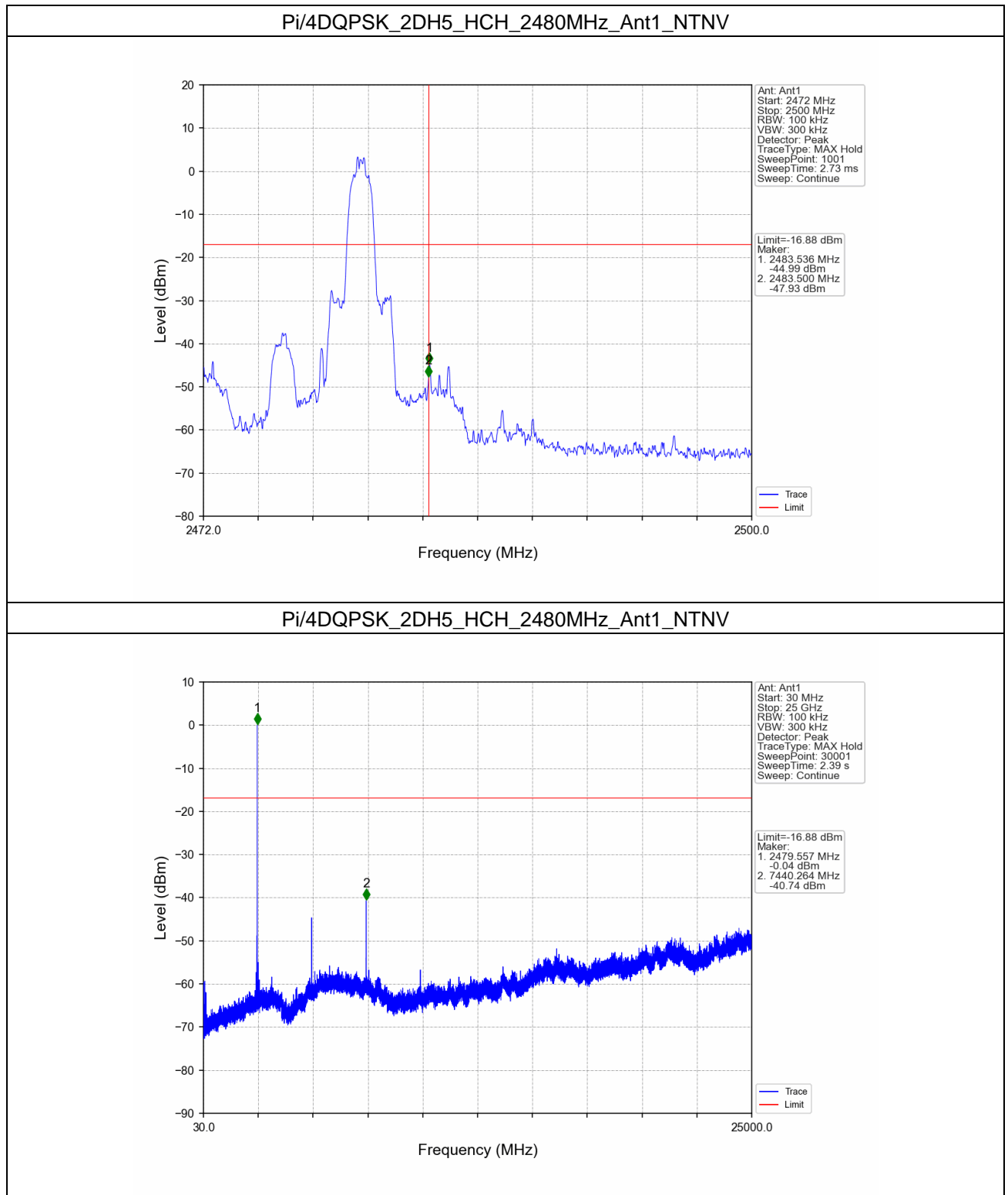
Unless otherwise agreed in writing, this document is issued by the Company subject to its General Conditions of Service printed overleaf, available on request or accessible at <https://www.sgs.com/en/Terms-and-Conditions>. Attention is drawn to the limitation of liability, indemnification and jurisdiction issues defined therein. Any holder of this document is advised that information contained hereon reflects the Company's findings at the time of its intervention only and within the limits of Client's instructions, if any. The Company's sole responsibility is to its Client and this document does not exonerate parties to a transaction from exercising all their rights and obligations under the transaction documents. This document cannot be reproduced except in full, without prior written approval of the Company. Any unauthorized alteration, forgery or falsification of the content or appearance of this document is unlawful and offenders may be prosecuted to the fullest extent of the law. Unless otherwise stated the results shown in this test report refer only to the sample(s) tested and such sample(s) are retained for 30 days only.

Attention: To check the authenticity of testing /inspection report & certificate, please contact us at telephone: (86-755) 8307 1443, or email: CN.Doccheck@sgs.com



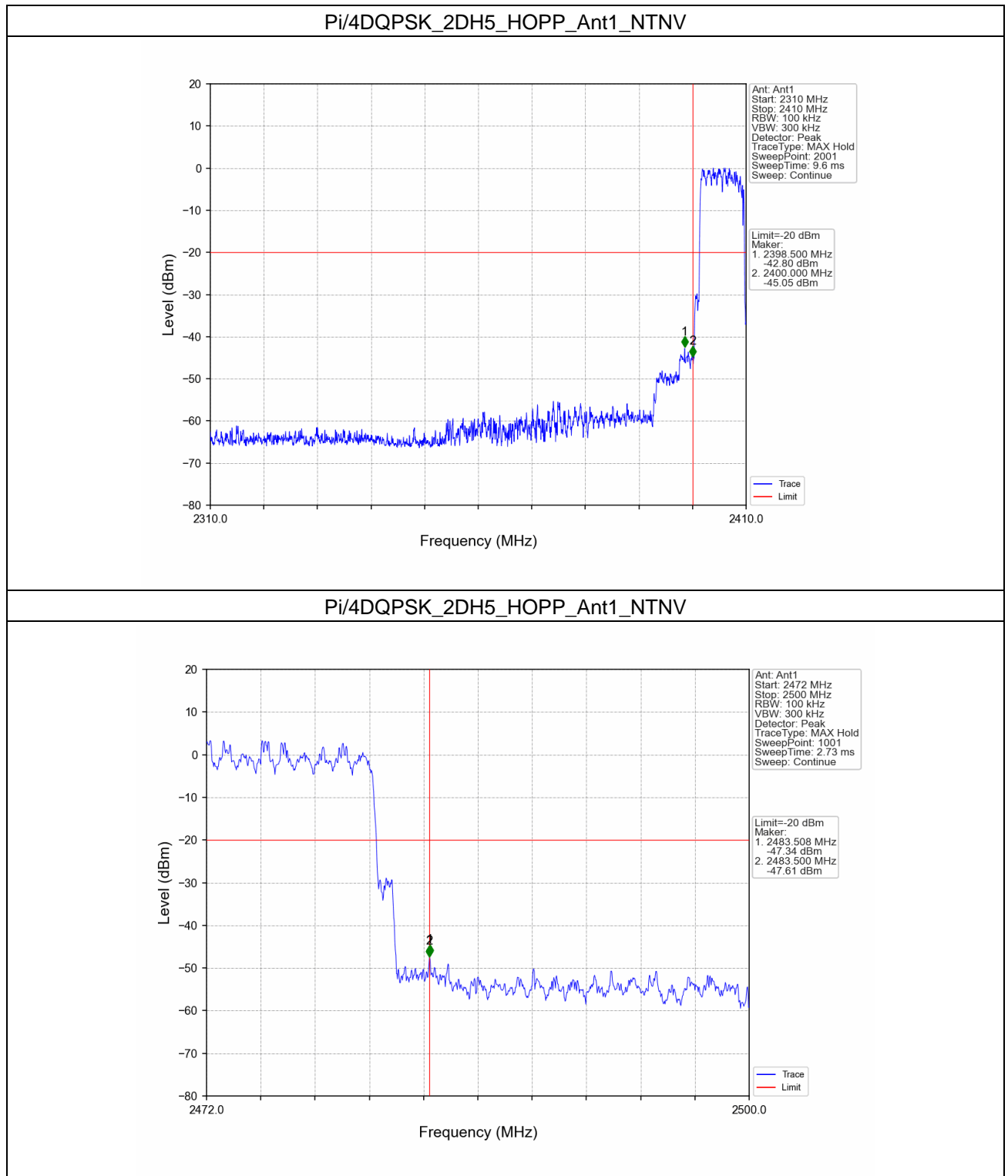
Unless otherwise agreed in writing, this document is issued by the Company subject to its General Conditions of Service printed overleaf, available on request or accessible at <https://www.sgs.com/en/Terms-and-Conditions>. Attention is drawn to the limitation of liability, indemnification and jurisdiction issues defined therein. Any holder of this document is advised that information contained hereon reflects the Company's findings at the time of its intervention only and within the limits of Client's instructions, if any. The Company's sole responsibility is to its Client and this document does not exonerate parties to a transaction from exercising all their rights and obligations under the transaction documents. This document cannot be reproduced except in full, without prior written approval of the Company. Any unauthorized alteration, forgery or falsification of the content or appearance of this document is unlawful and offenders may be prosecuted to the fullest extent of the law. Unless otherwise stated the results shown in this test report refer only to the sample(s) tested and such sample(s) are retained for 30 days only.

Attention: To check the authenticity of testing /inspection report & certificate, please contact us at telephone: (86-755) 8307 1443, or email: CN.Doccheck@sgs.com



Unless otherwise agreed in writing, this document is issued by the Company subject to its General Conditions of Service printed overleaf, available on request or accessible at <https://www.sgs.com/en/Terms-and-Conditions>. Attention is drawn to the limitation of liability, indemnification and jurisdiction issues defined therein. Any holder of this document is advised that information contained hereon reflects the Company's findings at the time of its intervention only and within the limits of Client's instructions, if any. The Company's sole responsibility is to its Client and this document does not exonerate parties to a transaction from exercising all their rights and obligations under the transaction documents. This document cannot be reproduced except in full, without prior written approval of the Company. Any unauthorized alteration, forgery or falsification of the content or appearance of this document is unlawful and offenders may be prosecuted to the fullest extent of the law. Unless otherwise stated the results shown in this test report refer only to the sample(s) tested and such sample(s) are retained for 30 days only.

Attention: To check the authenticity of testing /inspection report & certificate, please contact us at telephone: (86-755) 8307 1443, or email: CN.Doccheck@sgs.com



- End of the Report -



Unless otherwise agreed in writing, this document is issued by the Company subject to its General Conditions of Service printed overleaf, available on request or accessible at <https://www.sgs.com/en/Terms-and-Conditions>. Attention is drawn to the limitation of liability, indemnification and jurisdiction issues defined therein. Any holder of this document is advised that information contained hereon reflects the Company's findings at the time of its intervention only and within the limits of Client's instructions, if any. The Company's sole responsibility is to its Client and this document does not exonerate parties to a transaction from exercising all their rights and obligations under the transaction documents. This document cannot be reproduced except in full, without prior written approval of the Company. Any unauthorized alteration, forgery or falsification of the content or appearance of this document is unlawful and offenders may be prosecuted to the fullest extent of the law. Unless otherwise stated the results shown in this test report refer only to the sample(s) tested and such sample(s) are retained for 30 days only.

Attention: To check the authenticity of testing /inspection report & certificate, please contact us at telephone: (86-755) 8307 1443, or email: [CN.Doccheck@sgs.com](mailto:CN.Doccheck@sgs.com)