

# APPENDIX REPORT

Project No.	SHT2311064901EW	Radio Specification	WIFI 2.4G
Test sample No.	YPHT23110649001	Model No.	ATMET2K
Start test date	2024-03-18	Finish date	2024-03-19
Temperature	25°C	Humidity	51%
Test Engineer	Xiangyu Wei	Auditor	<i>Xiaodong Zhe</i>

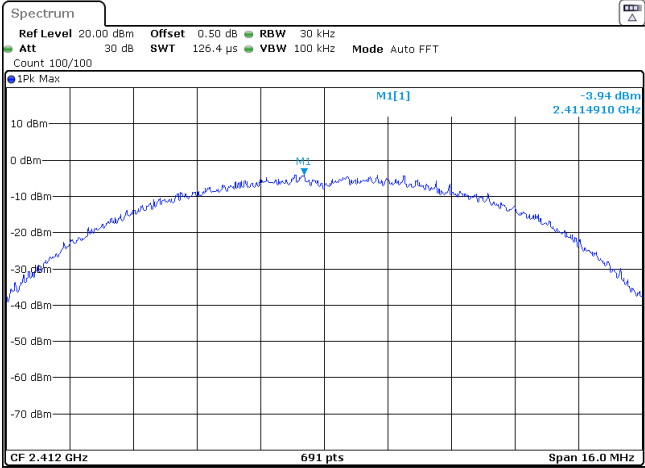
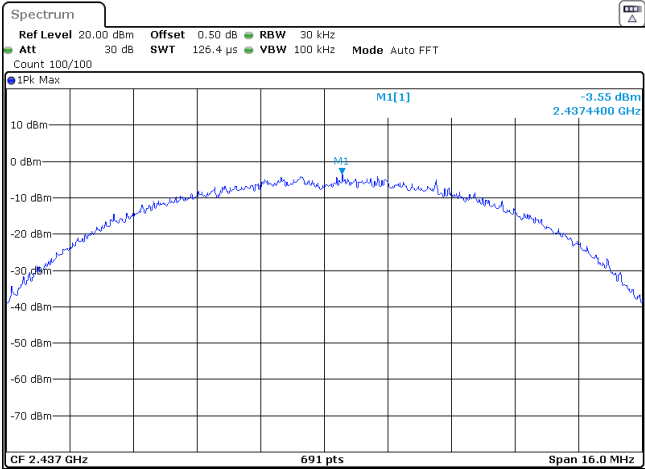
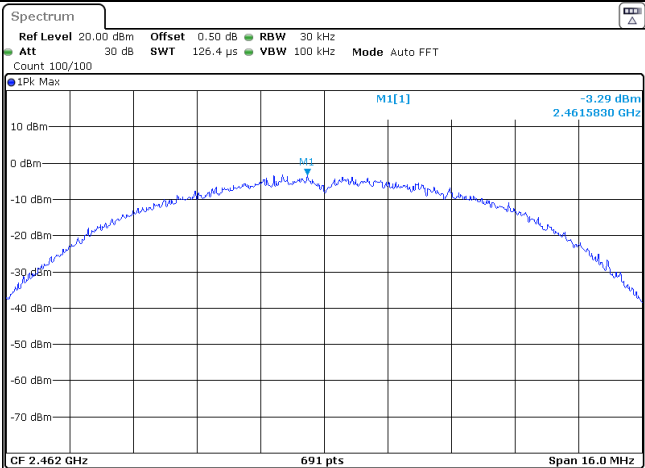
Appendix clause	Test item	Result
A	Conducted Peak Output Power	PASS
B	Power Spectral Density	PASS
C	6 dB Bandwidth	PASS
D	99% Occupied Bandwidth	PASS
E	Duty Cycle	PASS
F	Band edge and Spurious Emissions(coducted)	PASS

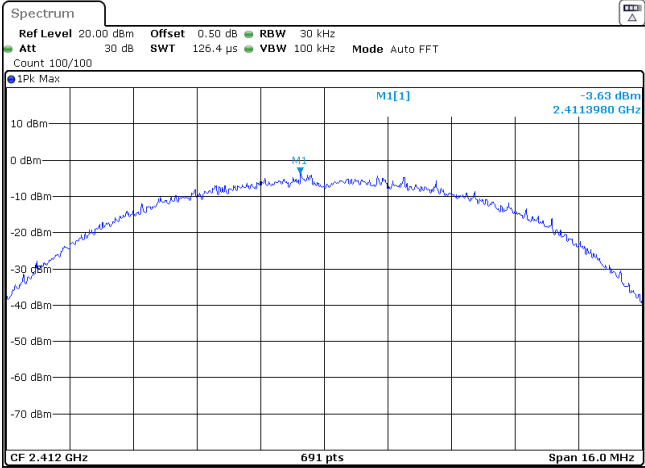
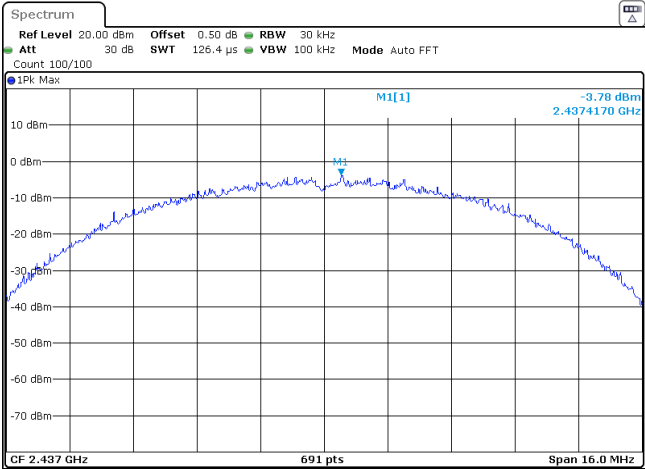
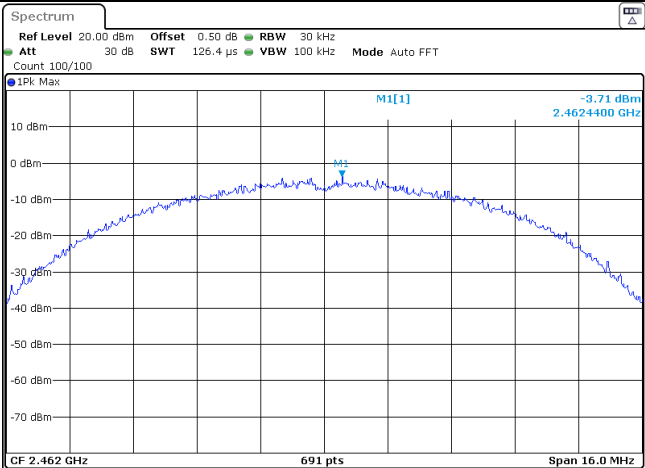
**Appendix A: Conducted Peak Output Power**

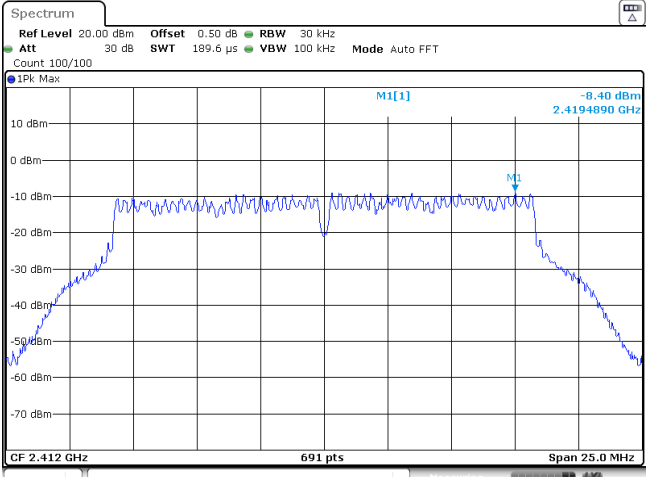
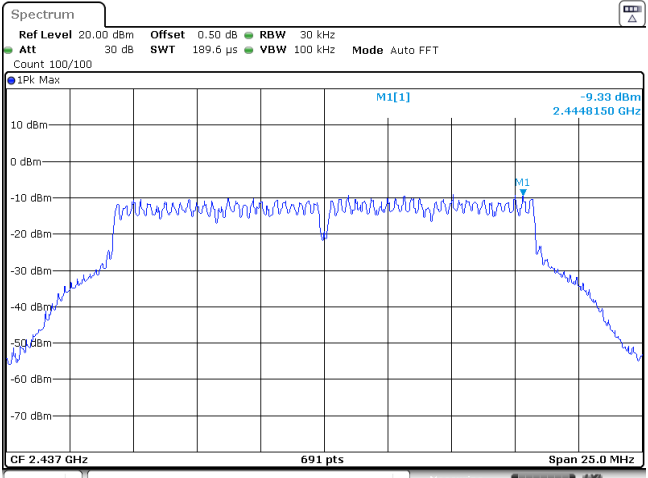
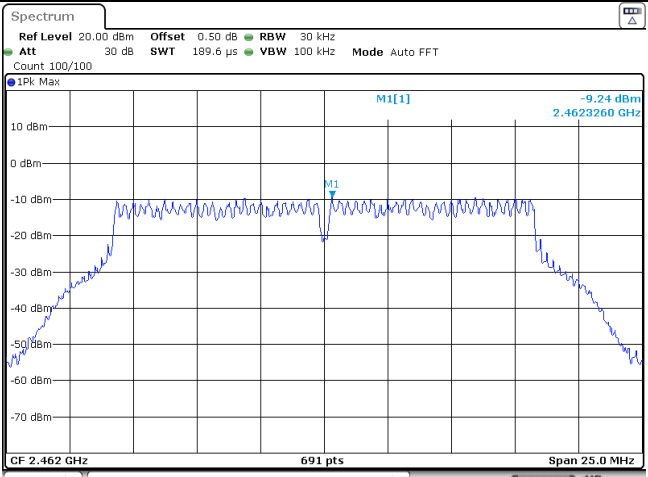
Type	Channel	Peak Output power (dBm)			Average Output power (dBm)			Limit (dBm)	Result
		Antenna 0	Antenna 1	Total	Antenna 0	Antenna 1	Total		
802.11b	01	15.05	14.58	-	15.01	14.52	-	≤30.00	Pass
	06	14.97	14.73	-	14.96	14.70	-		
	11	15.26	14.66	-	15.21	14.61	-		
802.11g	01	15.81	15.56	-	15.75	15.51	-	≤30.00	Pass
	06	14.93	15.55	-	14.91	15.51	-		
	11	15.23	15.36	-	15.20	15.32	-		
802.11n (HT20)	01	13.40	12.71	16.08	13.35	12.69	16.04	≤30.00	Pass
	06	12.52	12.91	15.73	12.42	12.86	15.66		
	11	12.93	12.87	15.91	12.85	12.81	15.84		
802.11a x(HE20)	03	14.12	13.86	17.00	14.10	13.83	16.98	≤30.00	Pass
	06	13.48	13.84	16.67	13.44	13.81	16.64		
	09	13.57	13.66	16.63	13.54	13.61	16.59		

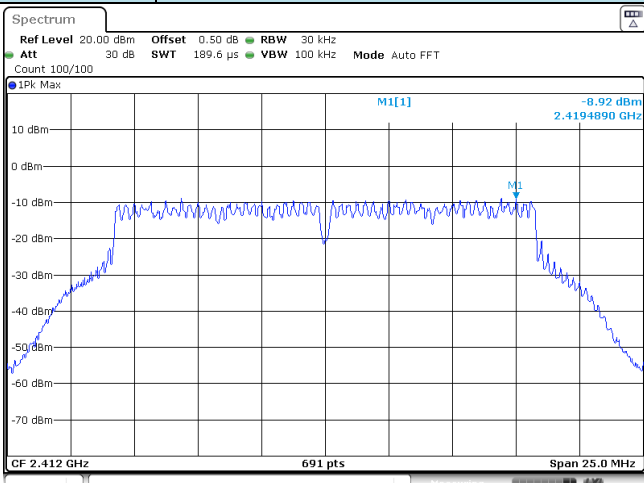
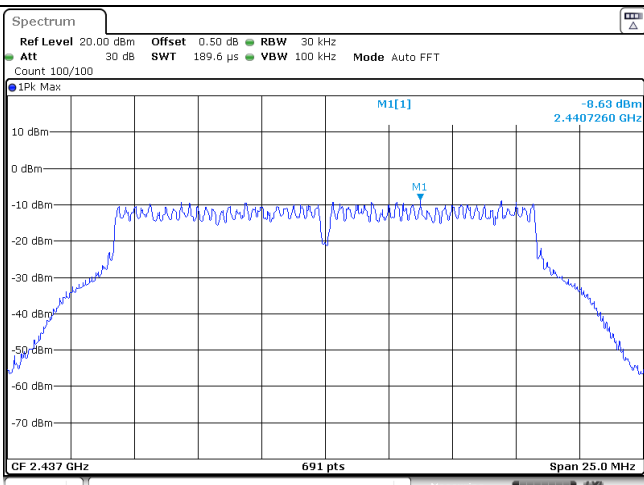
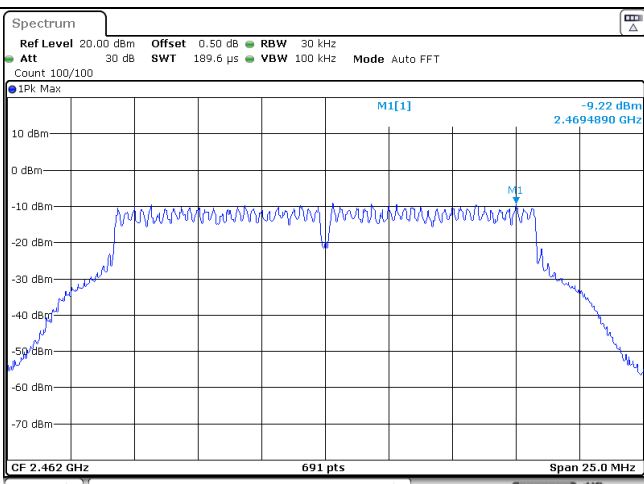
**Appendix B: Power Spectral Density**

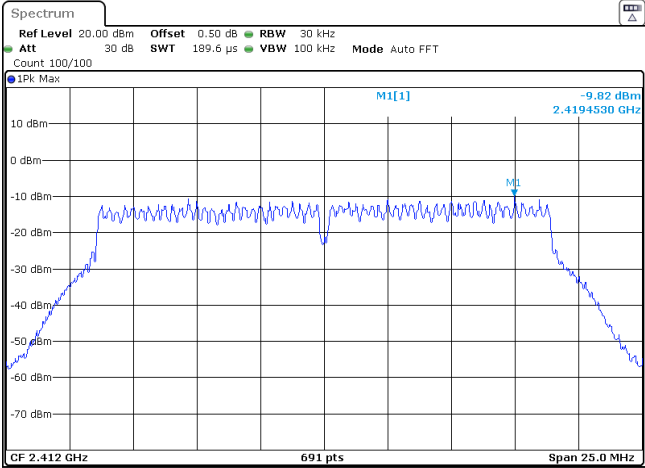
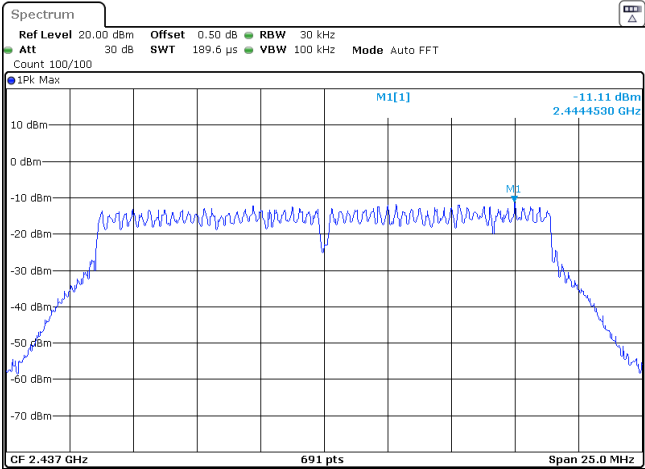
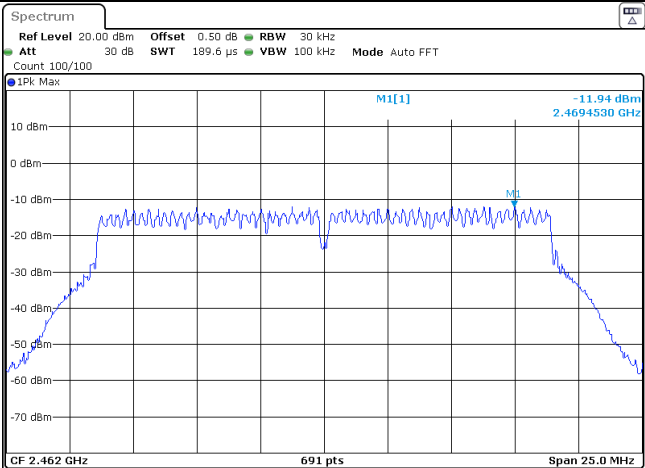
Type	Channel	Power Spectral Density (dBm/30KHz)		Total Power Spectral Density (dBm/30KHz)	Limit (dBm/3KHz)	Result
		Antenna 0	Antenna 1			
802.11b	01	-3.94	-3.63	-	≤8.00	Pass
	06	-3.55	-3.78	-		
	11	-3.29	-3.71	-		
802.11g	01	-8.40	-8.64	-	≤8.00	Pass
	06	-9.33	-8.63	-		
	11	-9.24	-9.22	-		
802.11n(HT20)	01	-9.82	-11.18	-7.44	≤6.10	Pass
	06	-11.11	-11.39	-8.24		
	11	-11.94	-11.94	-8.93		
802.11ax(HE20)	03	-10.46	-11.48	-7.93	≤6.10	Pass
	06	-11.46	-11.66	-8.55		
	09	-11.57	-11.76	-8.65		

802.11 b		Antenna 1
CH01	 <p>Spectrum</p> <p>Ref Level 20.00 dBm Offset 0.50 dB RBW 30 kHz Att 30 dB SWT 126.4 μs VBW 100 kHz Mode Auto FFT Count 100/100</p> <p>IPk Max</p> <p>M1[1] -3.94 dBm 2.4114910 GHz</p> <p>CF 2.412 GHz 691 pts Span 16.0 MHz</p> <p>Date: 18 MAR 2024 14:06:01</p>	
CH06	 <p>Spectrum</p> <p>Ref Level 20.00 dBm Offset 0.50 dB RBW 30 kHz Att 30 dB SWT 126.4 μs VBW 100 kHz Mode Auto FFT Count 100/100</p> <p>IPk Max</p> <p>M1[1] -3.55 dBm 2.4374400 GHz</p> <p>CF 2.437 GHz 691 pts Span 16.0 MHz</p> <p>Date: 18 MAR 2024 14:07:54</p>	
CH11	 <p>Spectrum</p> <p>Ref Level 20.00 dBm Offset 0.50 dB RBW 30 kHz Att 30 dB SWT 126.4 μs VBW 100 kHz Mode Auto FFT Count 100/100</p> <p>IPk Max</p> <p>M1[1] -3.29 dBm 2.4615830 GHz</p> <p>CF 2.462 GHz 691 pts Span 16.0 MHz</p> <p>Date: 18 MAR 2024 14:09:36</p>	

802.11 b		Antenna 2
CH01	 <p>Spectrum</p> <p>Ref Level 20.00 dBm Offset 0.50 dB RBW 30 kHz Att 30 dB SWT 126.4 μs VBW 100 kHz Mode Auto FFT Count 100/100</p> <p>IPk Max</p> <p>M1[1] -3.63 dBm 2.4113980 GHz</p> <p>CF 2.412 GHz 691 pts Span 16.0 MHz</p> <p>Date: 18 MAR 2024 14:51:23</p>	
CH06	 <p>Spectrum</p> <p>Ref Level 20.00 dBm Offset 0.50 dB RBW 30 kHz Att 30 dB SWT 126.4 μs VBW 100 kHz Mode Auto FFT Count 100/100</p> <p>IPk Max</p> <p>M1[1] -3.78 dBm 2.4374170 GHz</p> <p>CF 2.437 GHz 691 pts Span 16.0 MHz</p> <p>Date: 18 MAR 2024 14:53:00</p>	
CH11	 <p>Spectrum</p> <p>Ref Level 20.00 dBm Offset 0.50 dB RBW 30 kHz Att 30 dB SWT 126.4 μs VBW 100 kHz Mode Auto FFT Count 100/100</p> <p>IPk Max</p> <p>M1[1] -3.71 dBm 2.4624400 GHz</p> <p>CF 2.462 GHz 691 pts Span 16.0 MHz</p> <p>Date: 18 MAR 2024 14:54:26</p>	

802.11 g		Antenna 1
CH01	 <p>Ref Level 20.00 dBm Offset 0.50 dB RBW 30 kHz Att 30 dB SWT 189.6 μs VBW 100 kHz Mode Auto FFT Count 100/100 IPK Max M1[1] -9.40 dBm 2.4194890 GHz CF 2.412 GHz 691 pts Span 25.0 MHz Date: 18 MAR 2024 14:41:30</p>	
CH06	 <p>Ref Level 20.00 dBm Offset 0.50 dB RBW 30 kHz Att 30 dB SWT 189.6 μs VBW 100 kHz Mode Auto FFT Count 100/100 IPK Max M1[1] -9.33 dBm 2.4448150 GHz CF 2.437 GHz 691 pts Span 25.0 MHz Date: 18 MAR 2024 14:43:04</p>	
CH11	 <p>Ref Level 20.00 dBm Offset 0.50 dB RBW 30 kHz Att 30 dB SWT 189.6 μs VBW 100 kHz Mode Auto FFT Count 100/100 IPK Max M1[1] -9.24 dBm 2.4623260 GHz CF 2.462 GHz 691 pts Span 25.0 MHz Date: 18 MAR 2024 14:44:21</p>	

802.11 g		Antenna 2
CH01	 <p>Spectrum</p> <p>Ref Level 20.00 dBm Offset 0.50 dB RBW 30 kHz Att 30 dB SWT 189.6 μs VBW 100 kHz Mode Auto FFT Count 100/100</p> <p>IPK Max</p> <p>M1[1] -9.92 dBm 2.4194890 GHz</p> <p>CF 2.412 GHz 691 pts Span 25.0 MHz</p> <p>Date: 18 MAR 2024 14:55:50</p>	
CH06	 <p>Spectrum</p> <p>Ref Level 20.00 dBm Offset 0.50 dB RBW 30 kHz Att 30 dB SWT 189.6 μs VBW 100 kHz Mode Auto FFT Count 100/100</p> <p>IPK Max</p> <p>M1[1] -8.63 dBm 2.407260 GHz</p> <p>CF 2.437 GHz 691 pts Span 25.0 MHz</p> <p>Date: 18 MAR 2024 14:57:23</p>	
CH11	 <p>Spectrum</p> <p>Ref Level 20.00 dBm Offset 0.50 dB RBW 30 kHz Att 30 dB SWT 189.6 μs VBW 100 kHz Mode Auto FFT Count 100/100</p> <p>IPK Max</p> <p>M1[1] -9.22 dBm 2.4694890 GHz</p> <p>CF 2.462 GHz 691 pts Span 25.0 MHz</p> <p>Date: 18 MAR 2024 14:58:27</p>	

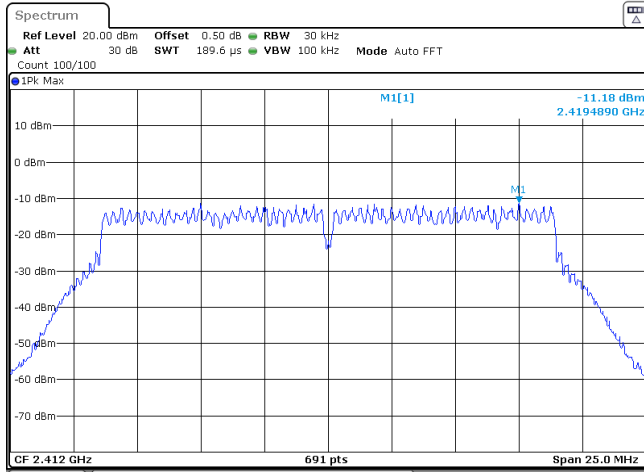
802.11 n(H20)		Antenna 1
CH01	 <p>Ref Level 20.00 dBm   Offset 0.50 dB   RBW 30 kHz Att 30 dB   SWT 189.6 μs   VBW 100 kHz   Mode Auto FFT Count 100/100 IPk Max M1[1] -9.82 dBm 2.4194530 GHz CF 2.412 GHz   691 pts   Span 25.0 MHz Date: 18 MAR 2024 14:45:55</p>	
CH06	 <p>Ref Level 20.00 dBm   Offset 0.50 dB   RBW 30 kHz Att 30 dB   SWT 189.6 μs   VBW 100 kHz   Mode Auto FFT Count 100/100 IPk Max M1[1] -11.11 dBm 2.444530 GHz CF 2.437 GHz   691 pts   Span 25.0 MHz Date: 18 MAR 2024 14:47:52</p>	
CH11	 <p>Ref Level 20.00 dBm   Offset 0.50 dB   RBW 30 kHz Att 30 dB   SWT 189.6 μs   VBW 100 kHz   Mode Auto FFT Count 100/100 IPk Max M1[1] -11.94 dBm 2.4694530 GHz CF 2.462 GHz   691 pts   Span 25.0 MHz Date: 18 MAR 2024 14:49:25</p>	



802.11 n(H20)

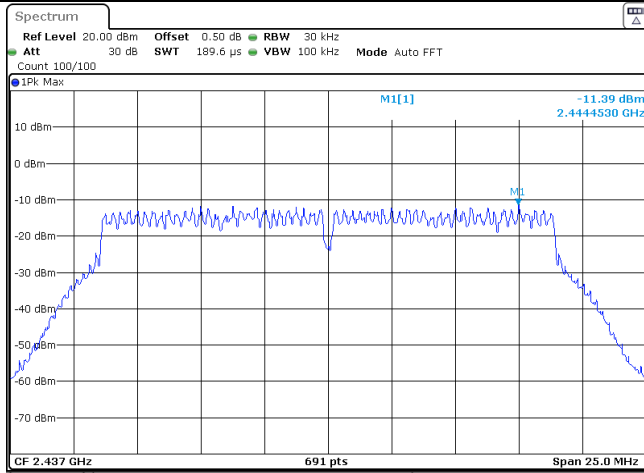
Antenna 2

CH01



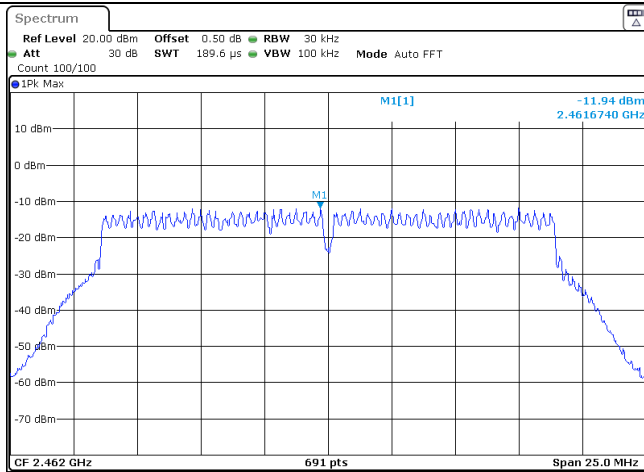
Date: 18 MAR 2024 15:00:30

CH06



Date: 18 MAR 2024 15:02:05

CH11

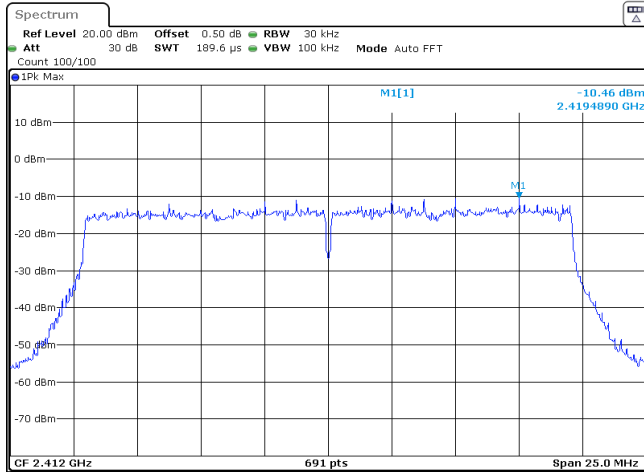


Date: 18 MAR 2024 15:03:16

802.11 n(ax20)

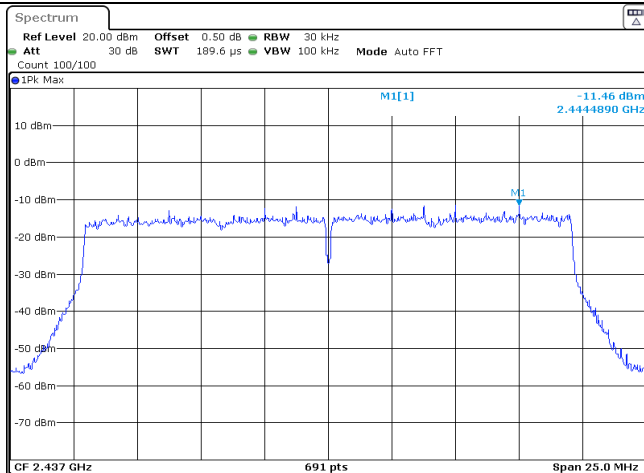
Antenna 1

CH01



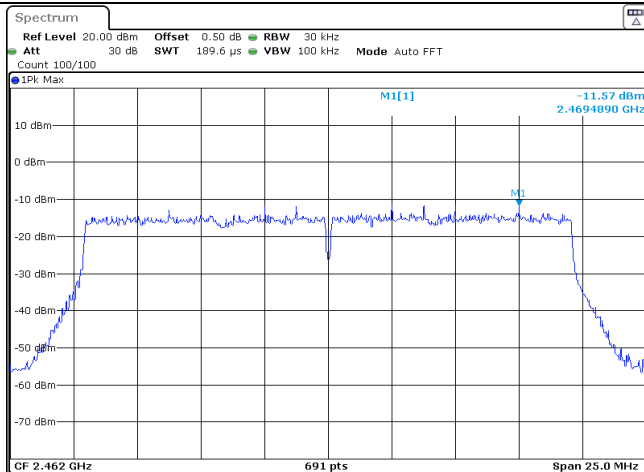
Date: 19/04/2024 15:01:45

CH06



Date: 19/04/2024 15:03:09

CH11

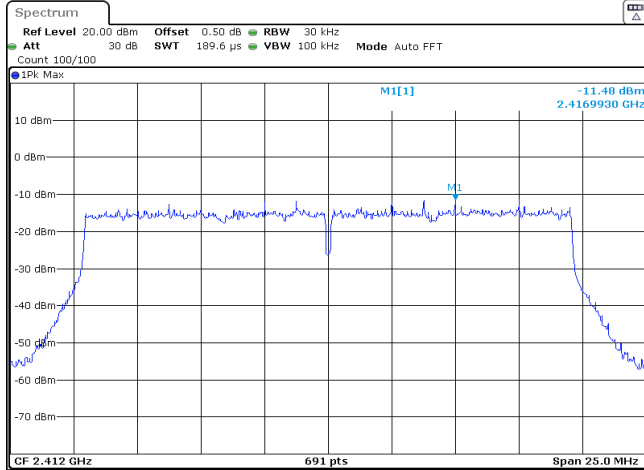


Date: 19/04/2024 15:05:05

802.11 n(ax20)

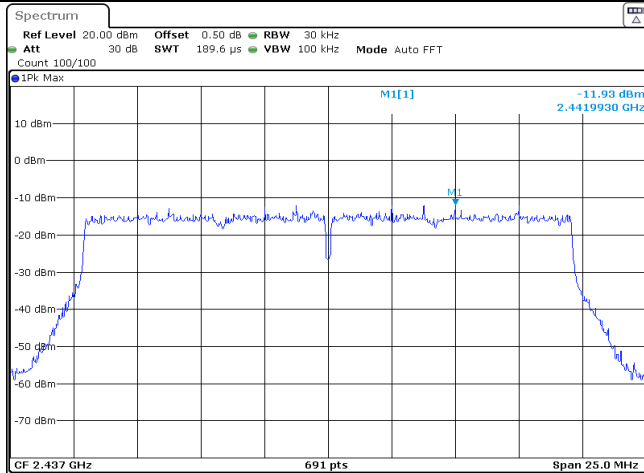
Antenna 2

CH01



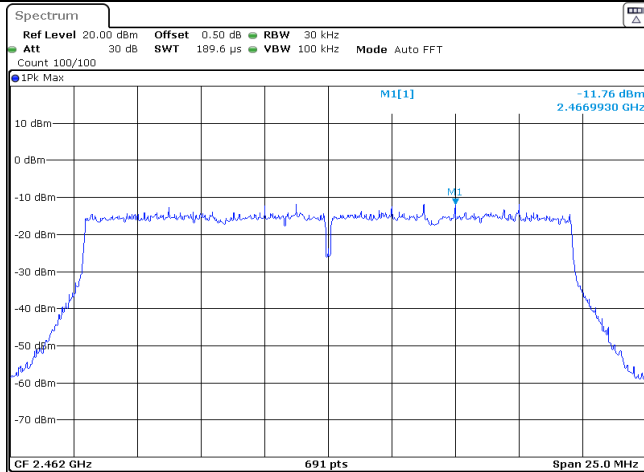
Date: 19/04/2024 15:07:22

CH06



Date: 19/04/2024 15:08:59

CH11



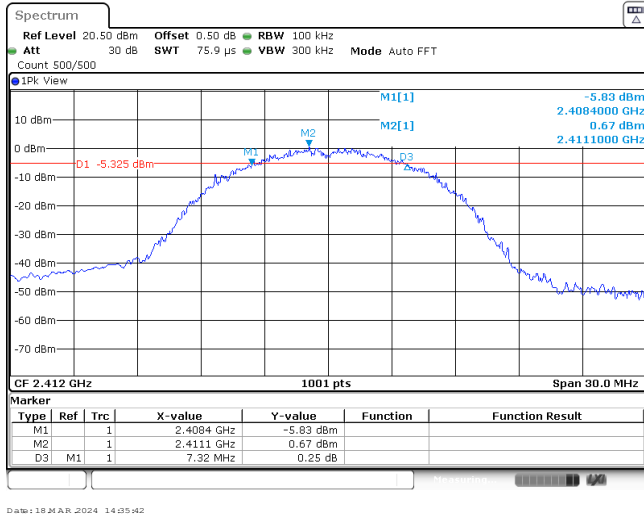
Date: 19/04/2024 15:10:52

**Appendix C: 6dB Bandwidth**

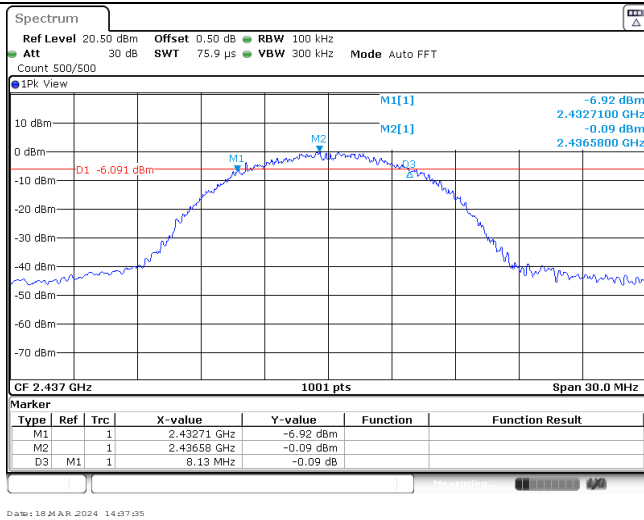
Type	Channel	6dB Bandwidth (MHz)	Limit (kHz)	Result
802.11b	01	7.32	≥500	Pass
	06	8.13		
	11	7.50		
802.11g	01	16.56	≥500	Pass
	06	16.53		
	11	16.56		
802.11n(HT20)	01	17.79	≥500	Pass
	06	17.82		
	11	17.82		
802.11ax(HE20)	03	19.14	≥500	Pass
	06	19.14		
	09	19.14		

802.11 b

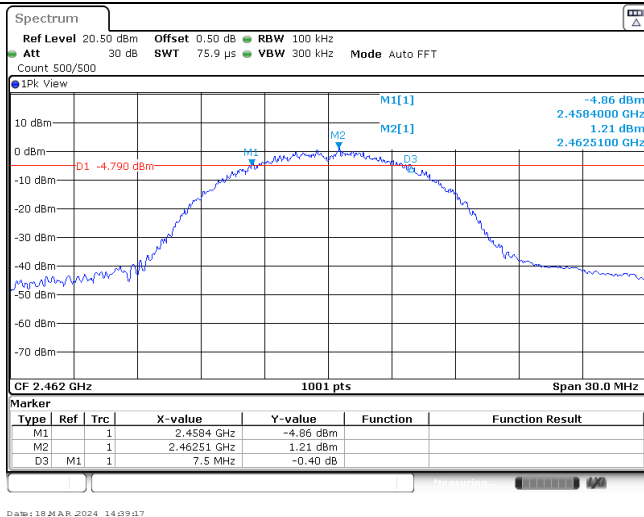
CH01



CH06

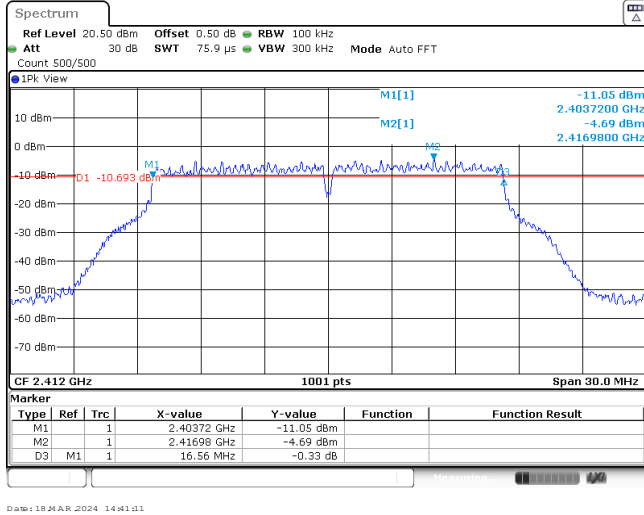


CH11

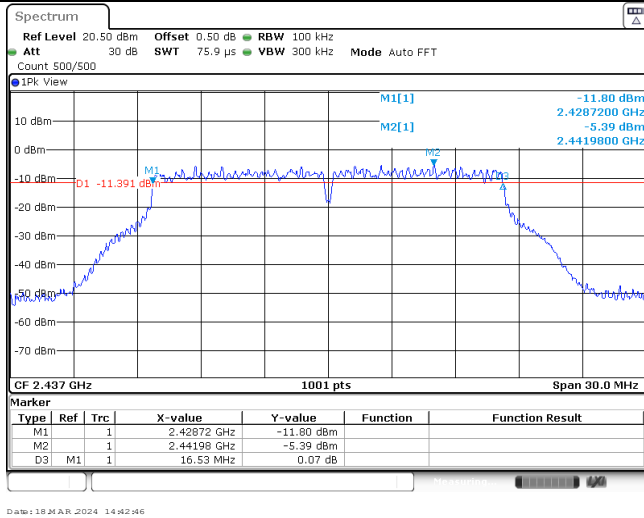


802.11 g

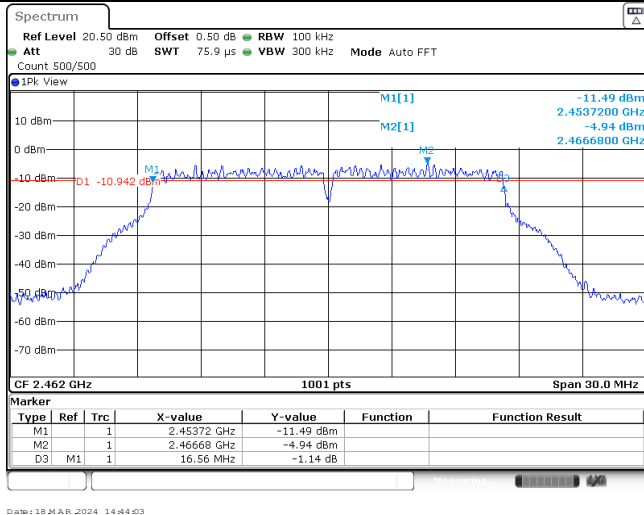
CH01



CH06

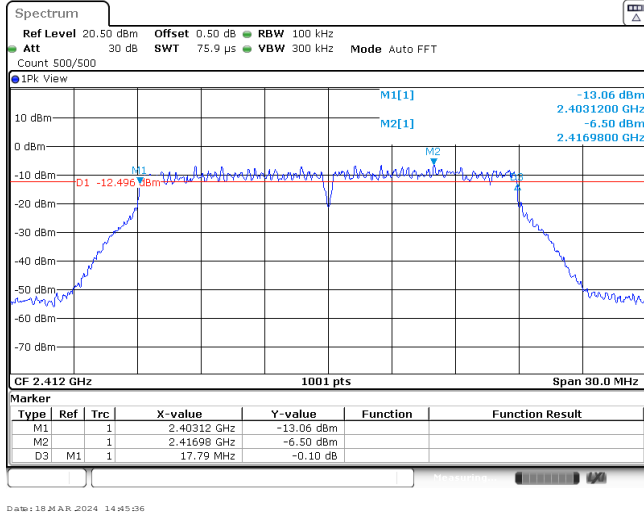


CH11

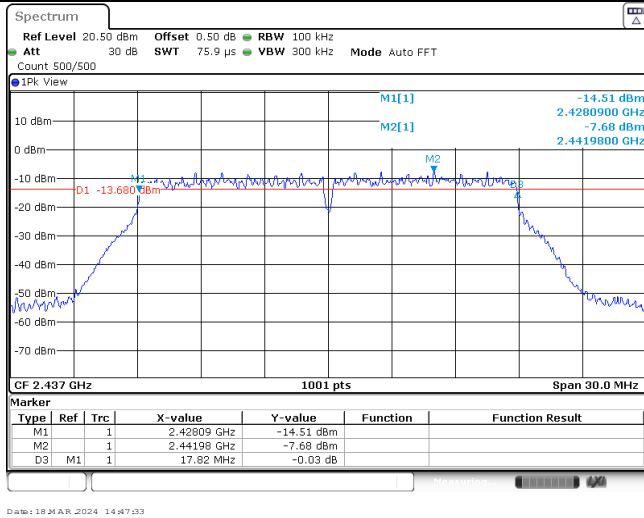


802.11n(HT20)

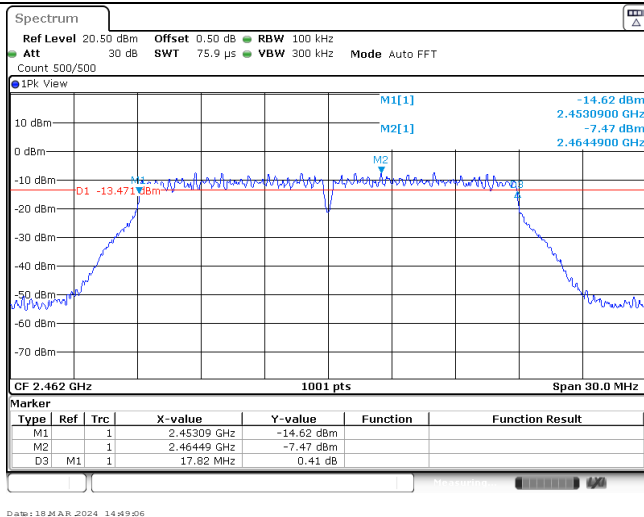
CH01



CH06

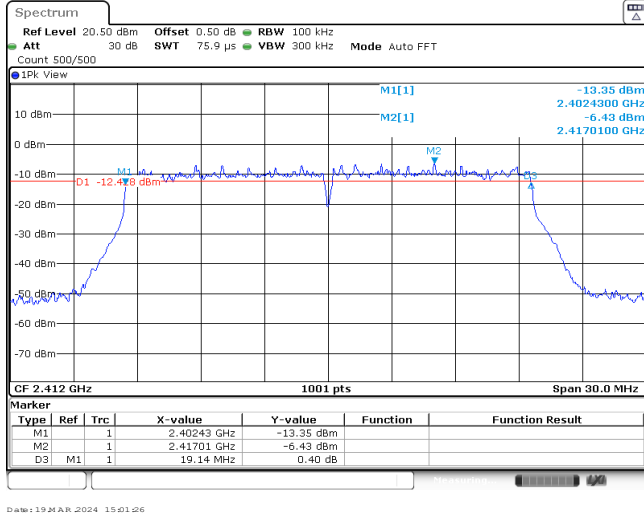


CH11

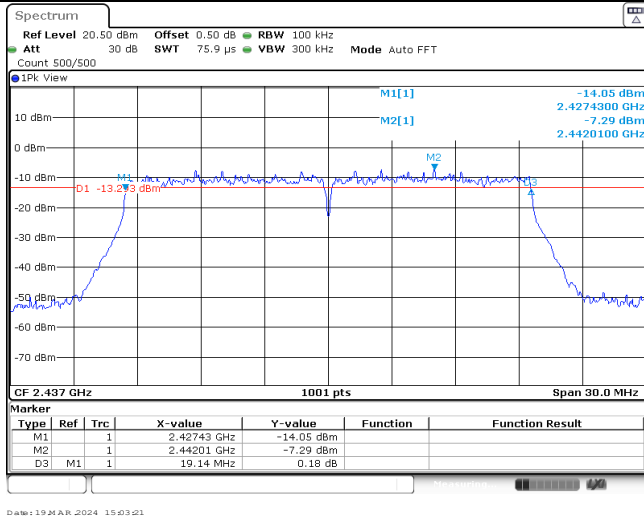


802.11ax(HE20)

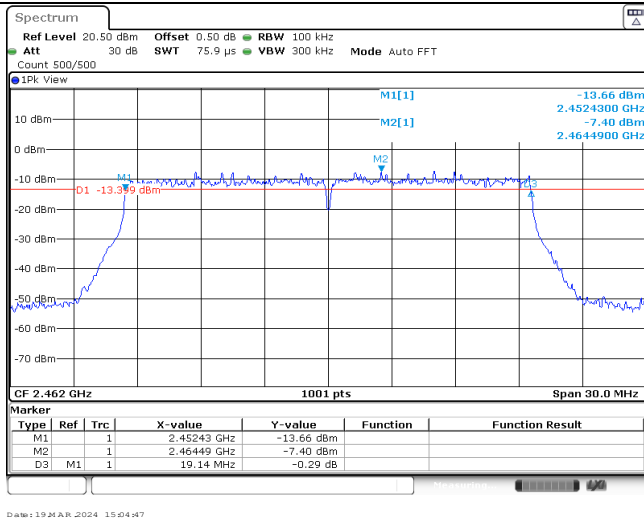
CH01



CH06



CH11



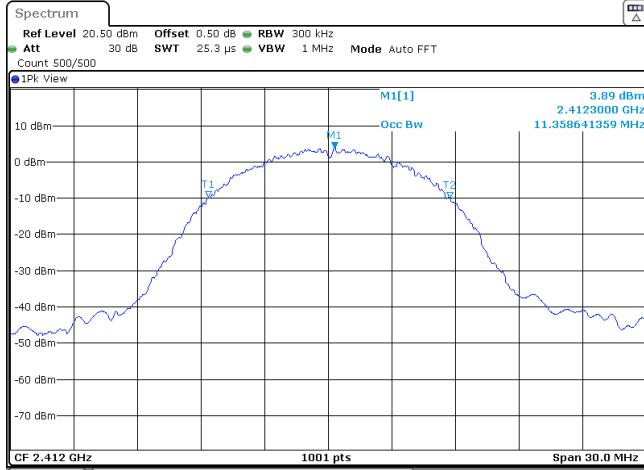


**Appendix D: 99% Occupied Bandwidth**

Type	Channel	99% Bandwidth (MHz)	Limit (kHz)	Result
802.11b	01	11.36	-	Pass
	06	11.45		
	11	11.48		
802.11g	01	16.72	-	Pass
	06	16.81		
	11	16.84		
802.11n(HT20)	01	18.07	-	Pass
	06	18.13		
	11	18.13		
802.11ax(HE20)	03	19.06	-	Pass
	06	19.00		
	09	19.09		

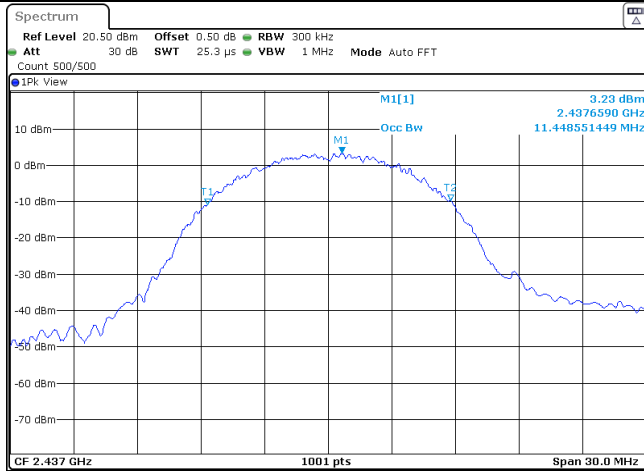
802.11 b

CH01



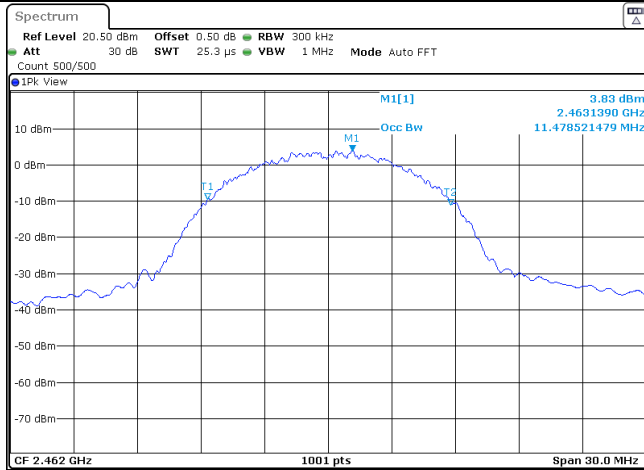
Date: 18 MAR 2024 14:05:50

CH06



Date: 18 MAR 2024 14:07:43

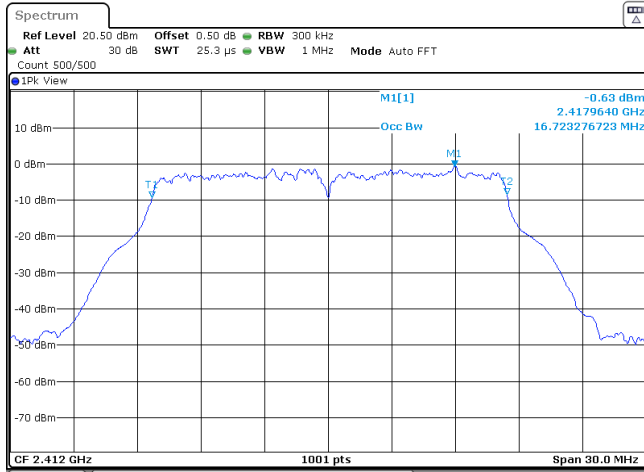
CH11



Date: 18 MAR 2024 14:09:25

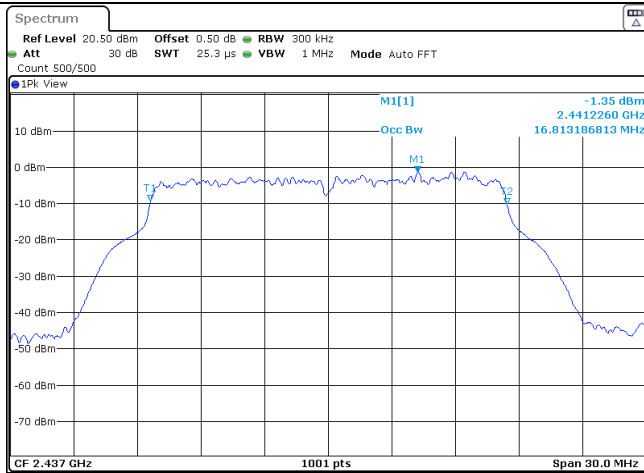
802.11 g

CH01



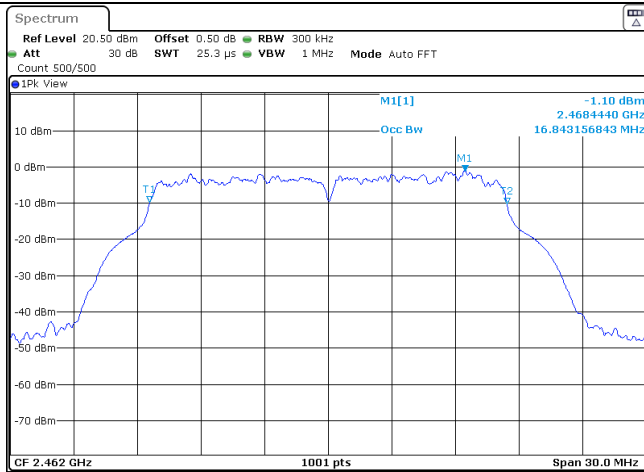
Date: 18 MAR 2024 14:41:19

CH06



Date: 18 MAR 2024 14:42:53

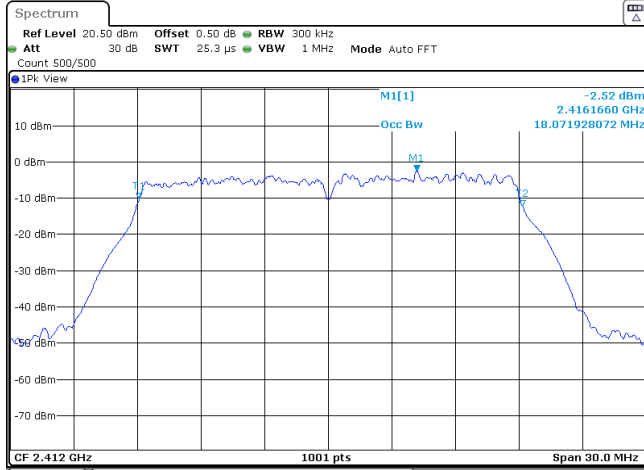
CH11



Date: 18 MAR 2024 14:44:11

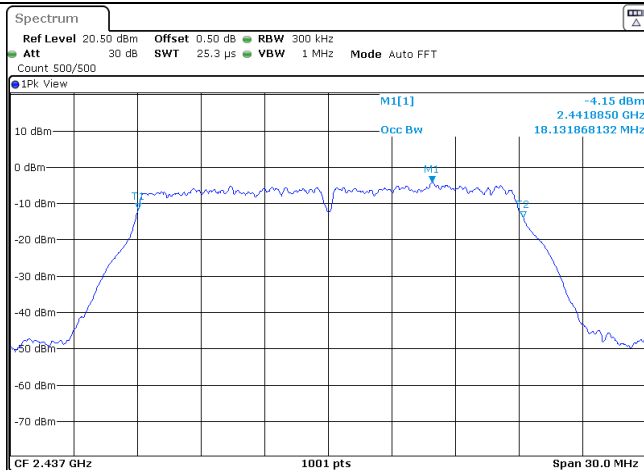
802.11n(HT20)

CH01



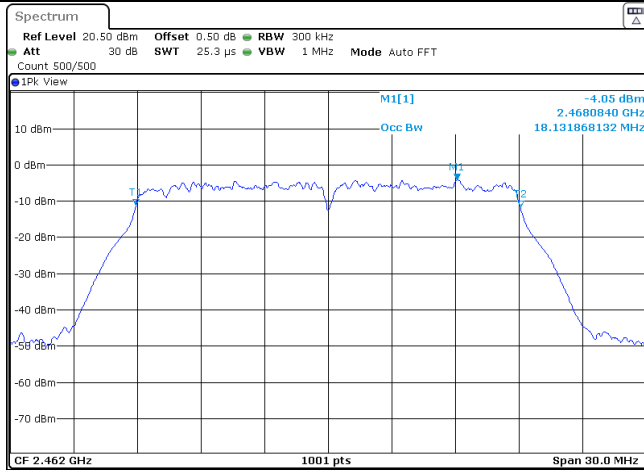
Date: 18 MAR 2024 14:45:44

CH06



Date: 18 MAR 2024 14:47:40

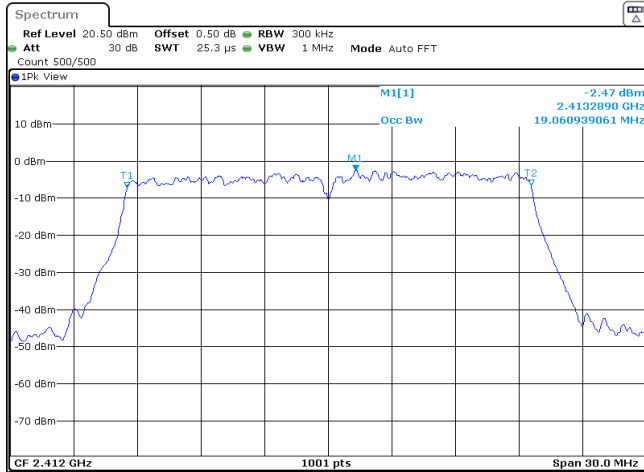
CH11



Date: 18 MAR 2024 14:49:14

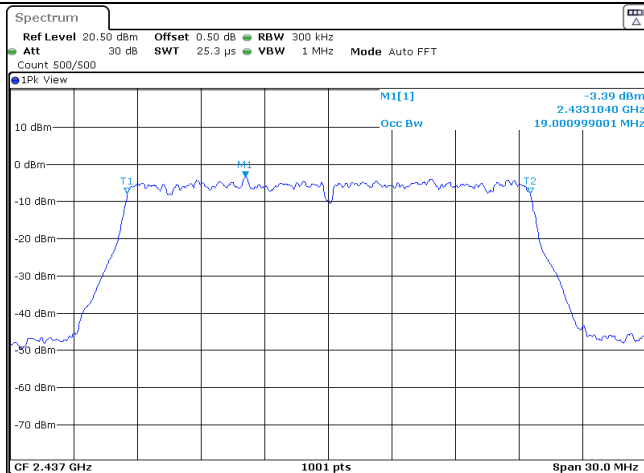
802.11ax(HE20)

CH01



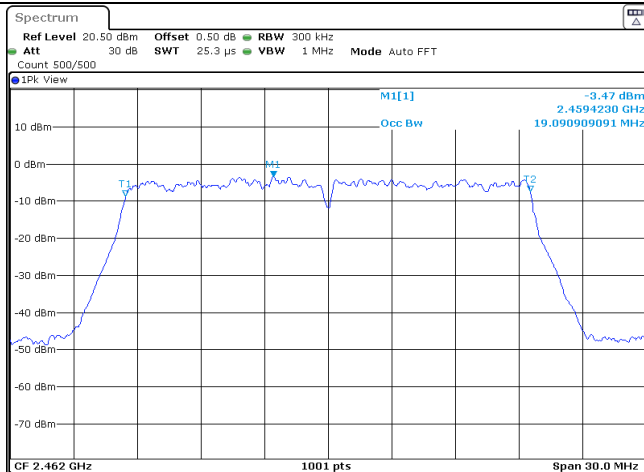
Date: 19/04/2024 15:01:54

CH06



Date: 19/04/2024 15:03:28

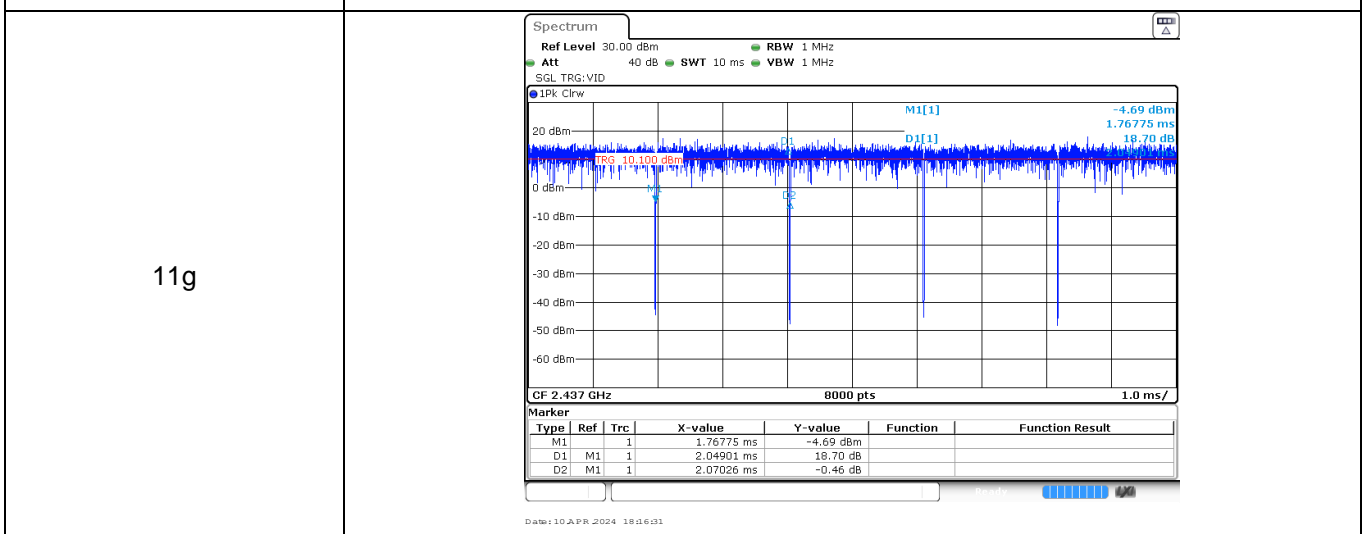
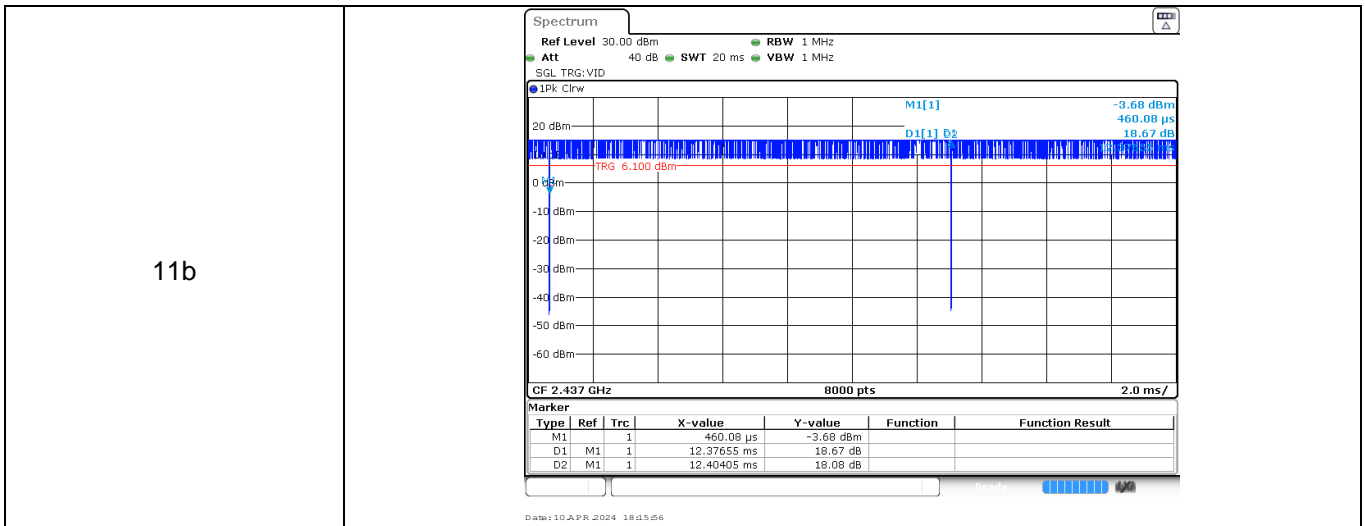
CH11



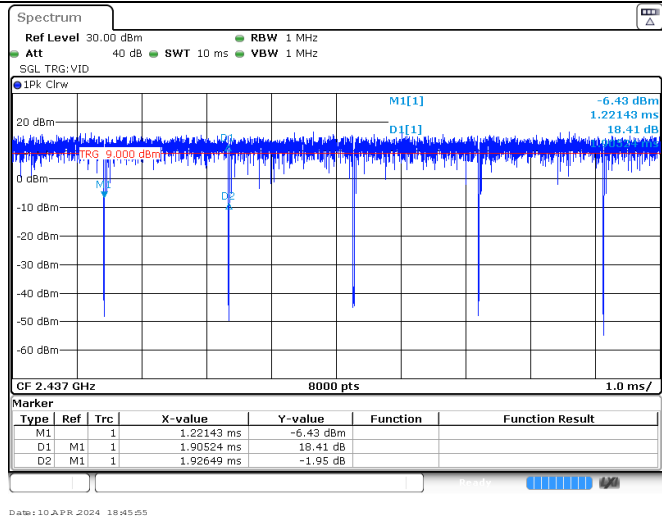
Date: 19/04/2024 15:04:54

### Appendix E: Duty Cycle

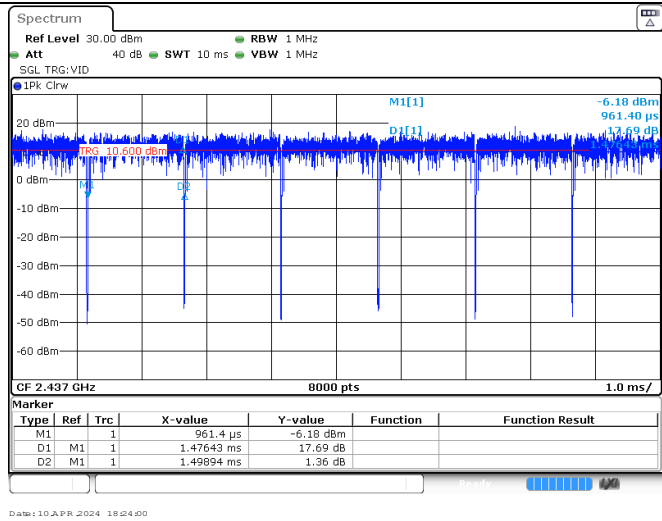
Modulation Type	Test Frequency (MHz)	T <sub>on time</sub> for single burst (ms)	T <sub>period</sub> (ms)	Duty cycle	1/T <sub>on time</sub> (kHz)
11b	2437	12.38	12.40	99.84%	0.08
11g	2437	2.05	2.07	99.03%	0.49
11n20	2437	1.91	1.93	98.96%	0.52
11ax20	2437	1.48	1.50	98.67%	0.68



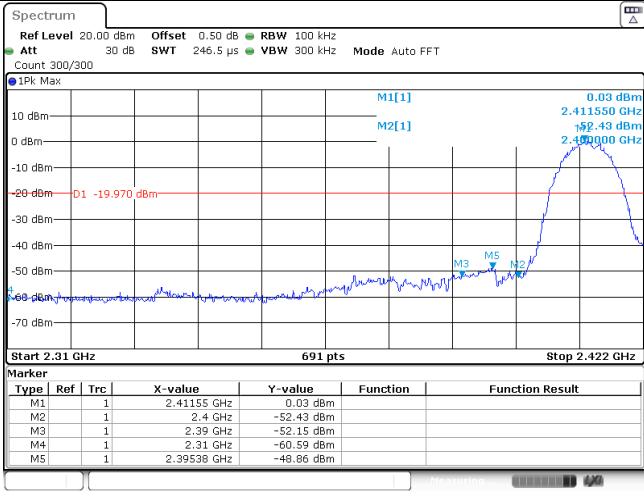
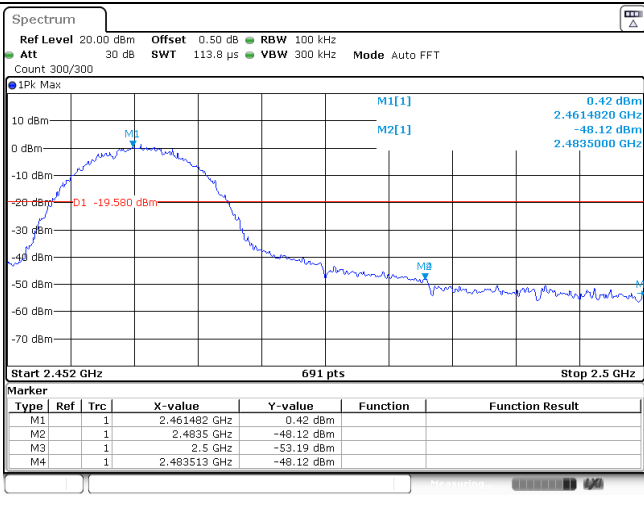
11n20



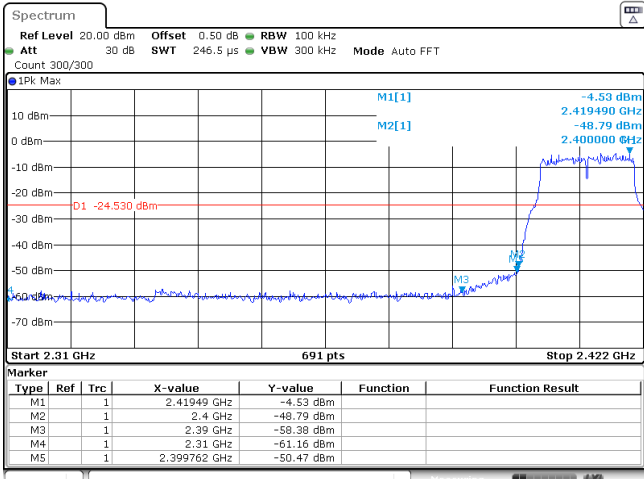
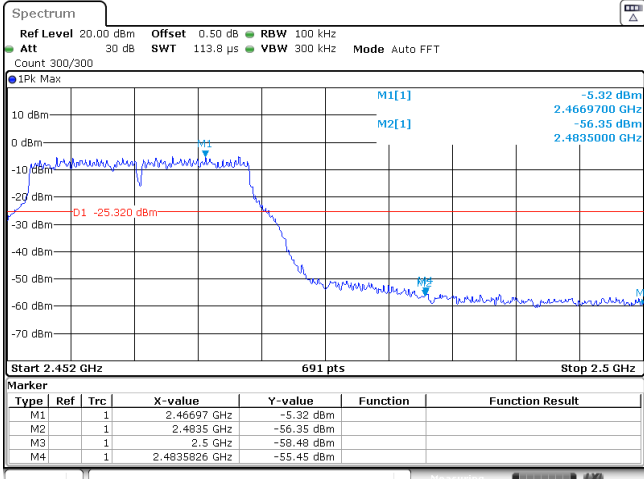
11nax20

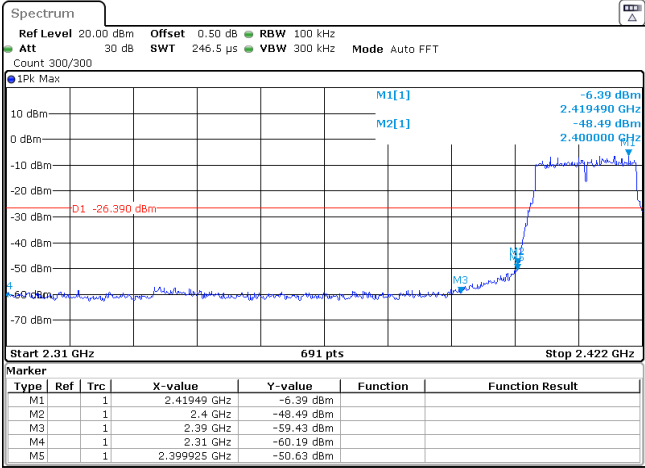
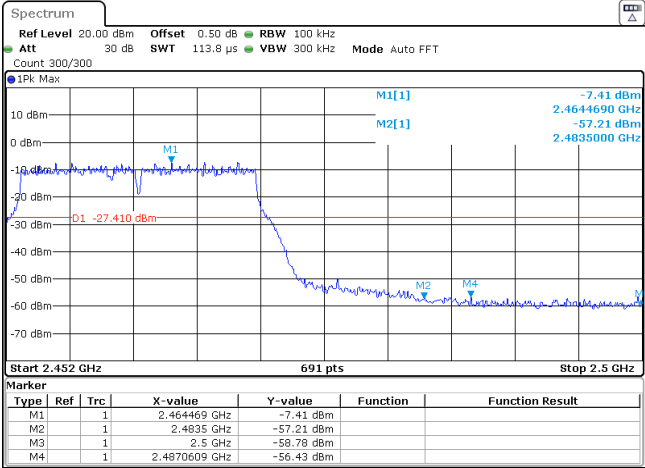


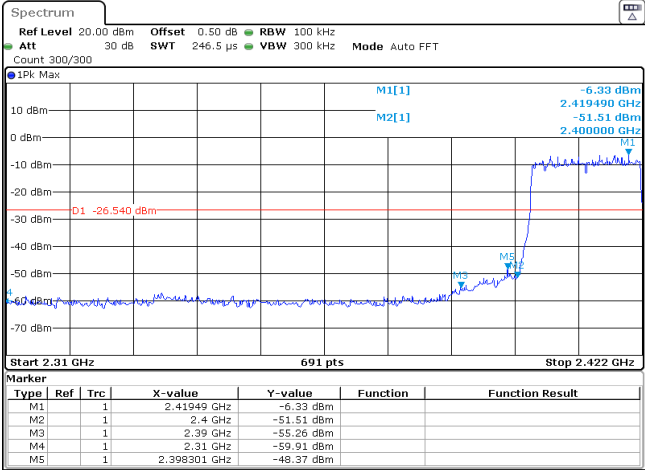
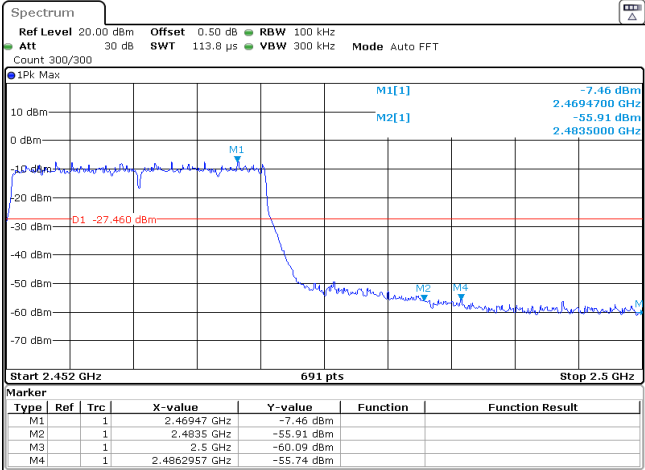
**Appendix F: Band Edge and Spurious Emissions (Conducted)**

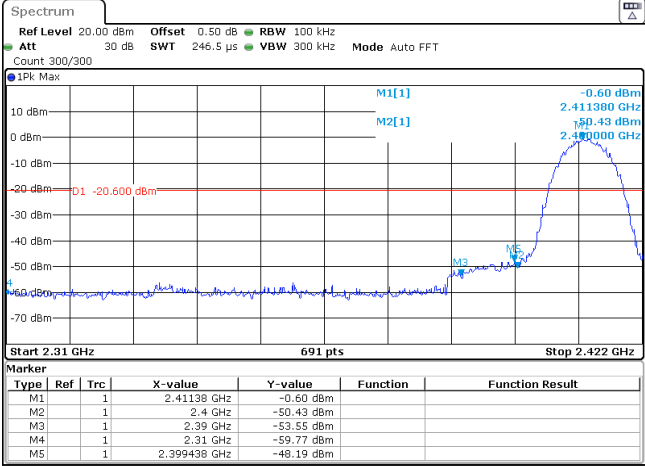
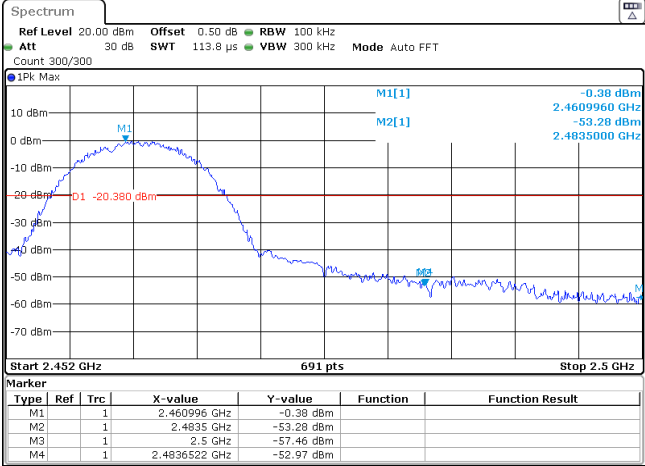
Test Item:	Bandedge	802.11 b	Antenna 1																																										
CH01	 <p><b>Spectrum</b>                      Ref Level 20.00 dBm Offset 0.50 dB RBW 100 kHz                      Att 30 dB SWI 246.5 μs VBW 300 kHz Mode Auto FFT                      Count 300/300                      1Pk Max</p> <p>Start 2.31 GHz 691 pts Stop 2.422 GHz</p> <table border="1"> <thead> <tr> <th>Type</th> <th>Ref</th> <th>Trc</th> <th>X-value</th> <th>Y-value</th> <th>Function</th> <th>Function Result</th> </tr> </thead> <tbody> <tr> <td>M1</td> <td>1</td> <td></td> <td>2.41155 GHz</td> <td>0.03 dBm</td> <td></td> <td></td> </tr> <tr> <td>M2</td> <td>1</td> <td></td> <td>2.4 GHz</td> <td>-52.43 dBm</td> <td></td> <td></td> </tr> <tr> <td>M3</td> <td>1</td> <td></td> <td>2.39 GHz</td> <td>-52.15 dBm</td> <td></td> <td></td> </tr> <tr> <td>M4</td> <td>1</td> <td></td> <td>2.31 GHz</td> <td>-60.59 dBm</td> <td></td> <td></td> </tr> <tr> <td>M5</td> <td>1</td> <td></td> <td>2.39538 GHz</td> <td>-48.86 dBm</td> <td></td> <td></td> </tr> </tbody> </table> <p>Date: 18 MAR 2024 14:36:11</p>			Type	Ref	Trc	X-value	Y-value	Function	Function Result	M1	1		2.41155 GHz	0.03 dBm			M2	1		2.4 GHz	-52.43 dBm			M3	1		2.39 GHz	-52.15 dBm			M4	1		2.31 GHz	-60.59 dBm			M5	1		2.39538 GHz	-48.86 dBm		
Type	Ref	Trc	X-value	Y-value	Function	Function Result																																							
M1	1		2.41155 GHz	0.03 dBm																																									
M2	1		2.4 GHz	-52.43 dBm																																									
M3	1		2.39 GHz	-52.15 dBm																																									
M4	1		2.31 GHz	-60.59 dBm																																									
M5	1		2.39538 GHz	-48.86 dBm																																									
CH11	 <p><b>Spectrum</b>                      Ref Level 20.00 dBm Offset 0.50 dB RBW 100 kHz                      Att 30 dB SWI 113.8 μs VBW 300 kHz Mode Auto FFT                      Count 300/300                      1Pk Max</p> <p>Start 2.452 GHz 691 pts Stop 2.5 GHz</p> <table border="1"> <thead> <tr> <th>Type</th> <th>Ref</th> <th>Trc</th> <th>X-value</th> <th>Y-value</th> <th>Function</th> <th>Function Result</th> </tr> </thead> <tbody> <tr> <td>M1</td> <td>1</td> <td></td> <td>2.461482 GHz</td> <td>0.42 dBm</td> <td></td> <td></td> </tr> <tr> <td>M2</td> <td>1</td> <td></td> <td>2.4835 GHz</td> <td>-48.12 dBm</td> <td></td> <td></td> </tr> <tr> <td>M3</td> <td>1</td> <td></td> <td>2.5 GHz</td> <td>-53.19 dBm</td> <td></td> <td></td> </tr> <tr> <td>M4</td> <td>1</td> <td></td> <td>2.483513 GHz</td> <td>-48.12 dBm</td> <td></td> <td></td> </tr> </tbody> </table> <p>Date: 18 MAR 2024 14:39:44</p>			Type	Ref	Trc	X-value	Y-value	Function	Function Result	M1	1		2.461482 GHz	0.42 dBm			M2	1		2.4835 GHz	-48.12 dBm			M3	1		2.5 GHz	-53.19 dBm			M4	1		2.483513 GHz	-48.12 dBm									
Type	Ref	Trc	X-value	Y-value	Function	Function Result																																							
M1	1		2.461482 GHz	0.42 dBm																																									
M2	1		2.4835 GHz	-48.12 dBm																																									
M3	1		2.5 GHz	-53.19 dBm																																									
M4	1		2.483513 GHz	-48.12 dBm																																									

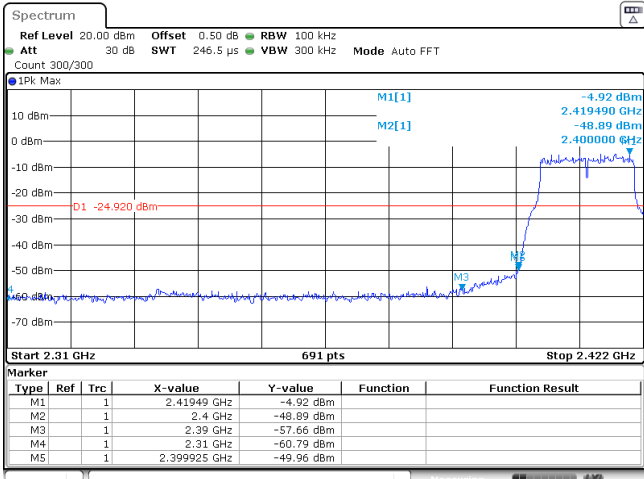
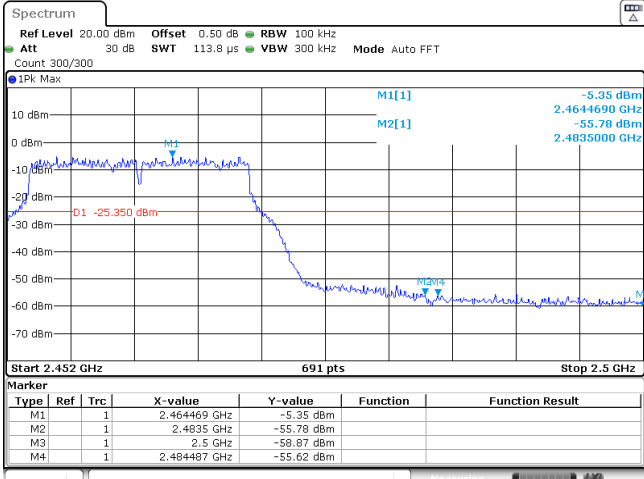


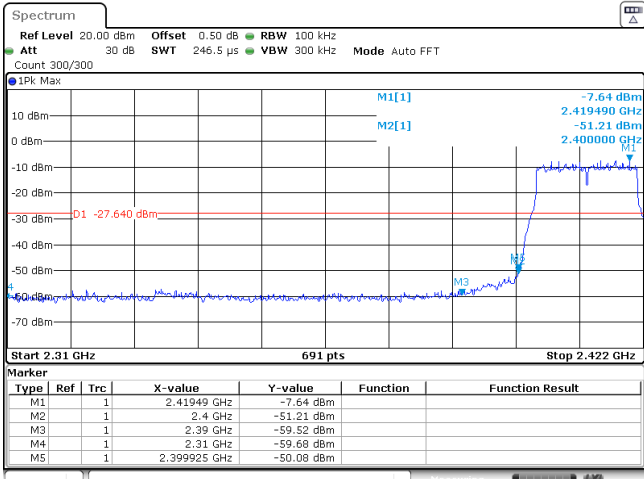
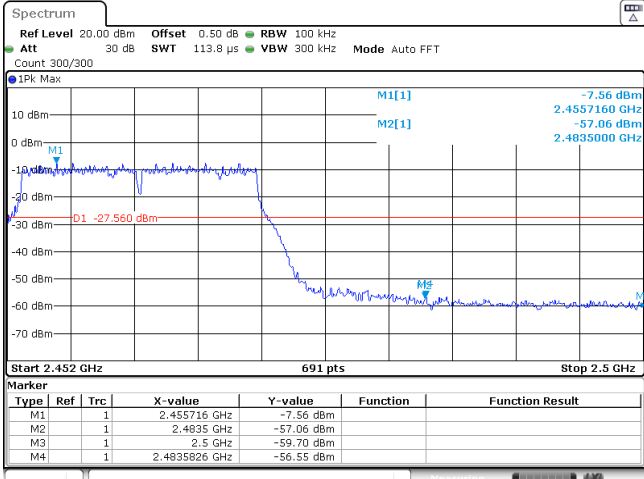
Test Item:	Bandedge	802.11 g	Antenna 1																																										
CH01	 <p><b>Spectrum</b>                  Ref Level 20.00 dBm Offset 0.50 dB RBW 100 kHz                  Att 30 dB SWT 246.5 μs VBW 300 kHz Mode Auto FFT                  Count 300/300</p> <p>Start 2.31 GHz 691 pts Stop 2.422 GHz</p> <table border="1"> <thead> <tr> <th>Type</th> <th>Ref</th> <th>Trc</th> <th>X-value</th> <th>Y-value</th> <th>Function</th> <th>Function Result</th> </tr> </thead> <tbody> <tr> <td>M1</td> <td>1</td> <td></td> <td>2.41949 GHz</td> <td>-4.53 dBm</td> <td></td> <td></td> </tr> <tr> <td>M2</td> <td>1</td> <td></td> <td>2.4 GHz</td> <td>-48.79 dBm</td> <td></td> <td></td> </tr> <tr> <td>M3</td> <td>1</td> <td></td> <td>2.39 GHz</td> <td>-50.30 dBm</td> <td></td> <td></td> </tr> <tr> <td>M4</td> <td>1</td> <td></td> <td>2.31 GHz</td> <td>-61.16 dBm</td> <td></td> <td></td> </tr> <tr> <td>M5</td> <td>1</td> <td></td> <td>2.399762 GHz</td> <td>-50.47 dBm</td> <td></td> <td></td> </tr> </tbody> </table> <p>Date: 18 MAR 2024 14:41:39</p>			Type	Ref	Trc	X-value	Y-value	Function	Function Result	M1	1		2.41949 GHz	-4.53 dBm			M2	1		2.4 GHz	-48.79 dBm			M3	1		2.39 GHz	-50.30 dBm			M4	1		2.31 GHz	-61.16 dBm			M5	1		2.399762 GHz	-50.47 dBm		
Type	Ref	Trc	X-value	Y-value	Function	Function Result																																							
M1	1		2.41949 GHz	-4.53 dBm																																									
M2	1		2.4 GHz	-48.79 dBm																																									
M3	1		2.39 GHz	-50.30 dBm																																									
M4	1		2.31 GHz	-61.16 dBm																																									
M5	1		2.399762 GHz	-50.47 dBm																																									
CH11	 <p><b>Spectrum</b>                  Ref Level 20.00 dBm Offset 0.50 dB RBW 100 kHz                  Att 30 dB SWT 113.8 μs VBW 300 kHz Mode Auto FFT                  Count 300/300</p> <p>Start 2.452 GHz 691 pts Stop 2.5 GHz</p> <table border="1"> <thead> <tr> <th>Type</th> <th>Ref</th> <th>Trc</th> <th>X-value</th> <th>Y-value</th> <th>Function</th> <th>Function Result</th> </tr> </thead> <tbody> <tr> <td>M1</td> <td>1</td> <td></td> <td>2.46697 GHz</td> <td>-5.32 dBm</td> <td></td> <td></td> </tr> <tr> <td>M2</td> <td>1</td> <td></td> <td>2.4635 GHz</td> <td>-56.35 dBm</td> <td></td> <td></td> </tr> <tr> <td>M3</td> <td>1</td> <td></td> <td>2.5 GHz</td> <td>-58.48 dBm</td> <td></td> <td></td> </tr> <tr> <td>M4</td> <td>1</td> <td></td> <td>2.4835826 GHz</td> <td>-55.45 dBm</td> <td></td> <td></td> </tr> </tbody> </table> <p>Date: 18 MAR 2024 14:44:30</p>			Type	Ref	Trc	X-value	Y-value	Function	Function Result	M1	1		2.46697 GHz	-5.32 dBm			M2	1		2.4635 GHz	-56.35 dBm			M3	1		2.5 GHz	-58.48 dBm			M4	1		2.4835826 GHz	-55.45 dBm									
Type	Ref	Trc	X-value	Y-value	Function	Function Result																																							
M1	1		2.46697 GHz	-5.32 dBm																																									
M2	1		2.4635 GHz	-56.35 dBm																																									
M3	1		2.5 GHz	-58.48 dBm																																									
M4	1		2.4835826 GHz	-55.45 dBm																																									

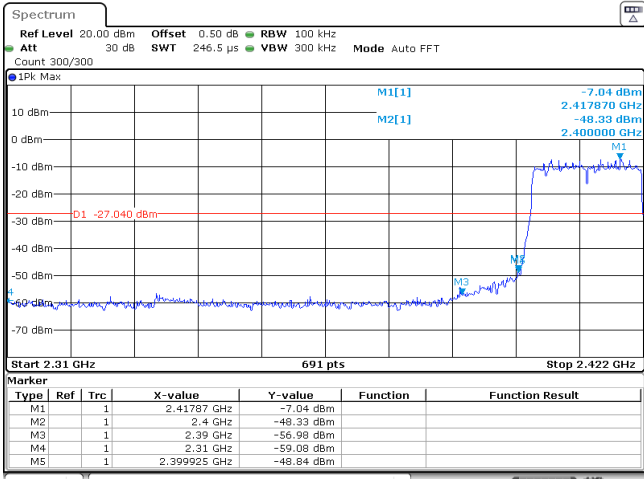
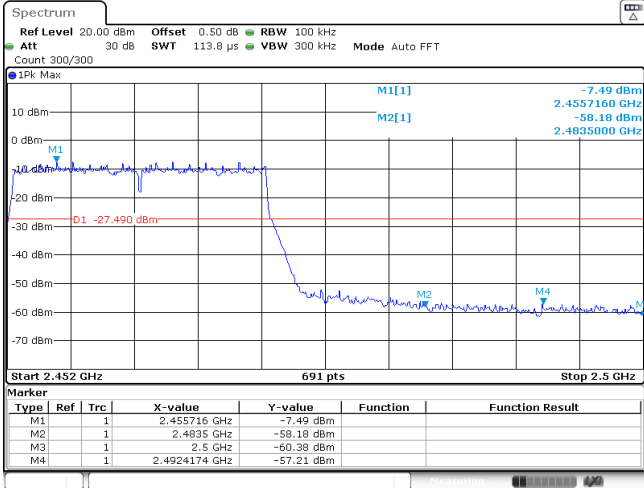
Test Item:	Bandedge	802.11 n(HT20)	Antenna 1																																										
CH01	 <p><b>Spectrum</b>                      Ref Level 20.00 dBm Offset 0.50 dB RBW 100 kHz                      Att 30 dB SWT 246.5 μs VBW 300 kHz Mode Auto FFT                      Count 300/300</p> <p>IPK Max</p> <p>10 dBm M1[1] -6.39 dBm 2.419490 GHz                      0 dBm M2[1] -48.49 dBm 2.400000 GHz                      -20 dBm D1 -26.390 dBm                      -30 dBm                      -40 dBm                      -50 dBm M3                      -60 dBm                      -70 dBm</p> <p>Start 2.31 GHz 691 pts Stop 2.422 GHz</p> <table border="1"> <thead> <tr> <th>Type</th> <th>Ref</th> <th>Trc</th> <th>X-value</th> <th>Y-value</th> <th>Function</th> <th>Function Result</th> </tr> </thead> <tbody> <tr> <td>M1</td> <td>1</td> <td></td> <td>2.41949 GHz</td> <td>-6.39 dBm</td> <td></td> <td></td> </tr> <tr> <td>M2</td> <td>1</td> <td></td> <td>2.4 GHz</td> <td>-48.49 dBm</td> <td></td> <td></td> </tr> <tr> <td>M3</td> <td>1</td> <td></td> <td>2.39 GHz</td> <td>-59.43 dBm</td> <td></td> <td></td> </tr> <tr> <td>M4</td> <td>1</td> <td></td> <td>2.31 GHz</td> <td>-60.19 dBm</td> <td></td> <td></td> </tr> <tr> <td>M5</td> <td>1</td> <td></td> <td>2.399925 GHz</td> <td>-50.63 dBm</td> <td></td> <td></td> </tr> </tbody> </table> <p>Date: 18 MAR 2024 14:46:04</p>			Type	Ref	Trc	X-value	Y-value	Function	Function Result	M1	1		2.41949 GHz	-6.39 dBm			M2	1		2.4 GHz	-48.49 dBm			M3	1		2.39 GHz	-59.43 dBm			M4	1		2.31 GHz	-60.19 dBm			M5	1		2.399925 GHz	-50.63 dBm		
Type	Ref	Trc	X-value	Y-value	Function	Function Result																																							
M1	1		2.41949 GHz	-6.39 dBm																																									
M2	1		2.4 GHz	-48.49 dBm																																									
M3	1		2.39 GHz	-59.43 dBm																																									
M4	1		2.31 GHz	-60.19 dBm																																									
M5	1		2.399925 GHz	-50.63 dBm																																									
CH11	 <p><b>Spectrum</b>                      Ref Level 20.00 dBm Offset 0.50 dB RBW 100 kHz                      Att 30 dB SWT 113.8 μs VBW 300 kHz Mode Auto FFT                      Count 300/300</p> <p>IPK Max</p> <p>10 dBm M1[1] -7.41 dBm 2.4644690 GHz                      0 dBm M2[1] -57.21 dBm 2.4835000 GHz                      -20 dBm M1                      -30 dBm D1 -27.410 dBm                      -40 dBm                      -50 dBm M2 M4                      -60 dBm                      -70 dBm</p> <p>Start 2.452 GHz 691 pts Stop 2.5 GHz</p> <table border="1"> <thead> <tr> <th>Type</th> <th>Ref</th> <th>Trc</th> <th>X-value</th> <th>Y-value</th> <th>Function</th> <th>Function Result</th> </tr> </thead> <tbody> <tr> <td>M1</td> <td>1</td> <td></td> <td>2.464469 GHz</td> <td>-7.41 dBm</td> <td></td> <td></td> </tr> <tr> <td>M2</td> <td>1</td> <td></td> <td>2.4635 GHz</td> <td>-57.21 dBm</td> <td></td> <td></td> </tr> <tr> <td>M3</td> <td>1</td> <td></td> <td>2.5 GHz</td> <td>-58.78 dBm</td> <td></td> <td></td> </tr> <tr> <td>M4</td> <td>1</td> <td></td> <td>2.4870609 GHz</td> <td>-56.43 dBm</td> <td></td> <td></td> </tr> </tbody> </table> <p>Date: 18 MAR 2024 14:49:34</p>			Type	Ref	Trc	X-value	Y-value	Function	Function Result	M1	1		2.464469 GHz	-7.41 dBm			M2	1		2.4635 GHz	-57.21 dBm			M3	1		2.5 GHz	-58.78 dBm			M4	1		2.4870609 GHz	-56.43 dBm									
Type	Ref	Trc	X-value	Y-value	Function	Function Result																																							
M1	1		2.464469 GHz	-7.41 dBm																																									
M2	1		2.4635 GHz	-57.21 dBm																																									
M3	1		2.5 GHz	-58.78 dBm																																									
M4	1		2.4870609 GHz	-56.43 dBm																																									

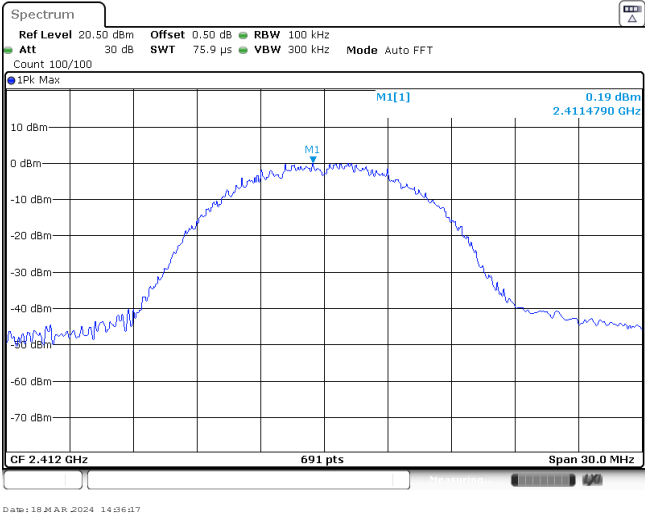
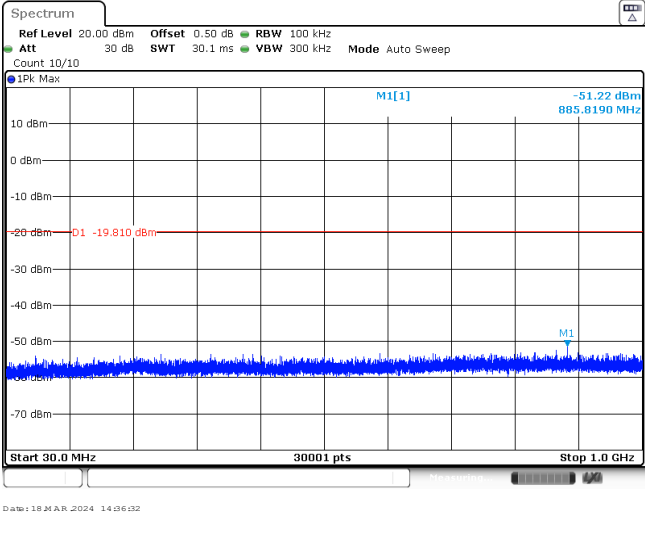
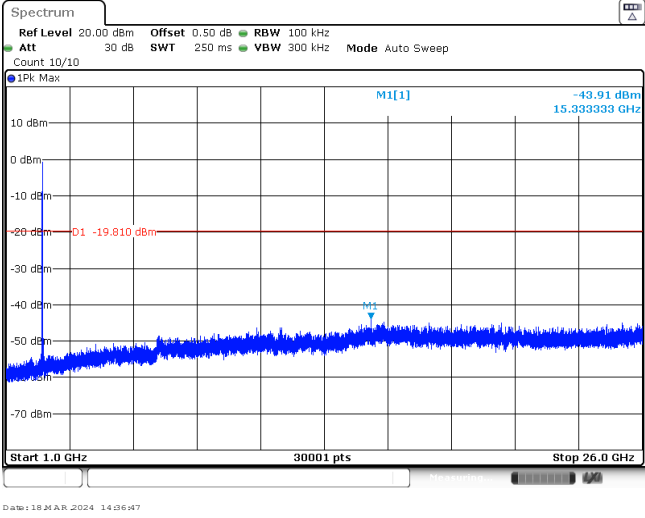
Test Item:	Bandedge	802.11 n(ax20)	Antenna 1																																										
CH01	 <p><b>Spectrum</b>                      Ref Level 20.00 dBm Offset 0.50 dB RBW 100 kHz                      Att 30 dB SWT 246.5 μs VBW 300 kHz Mode Auto FFT                      Count 300/300</p> <p>Start 2.31 GHz 691 pts Stop 2.422 GHz</p> <table border="1"> <thead> <tr> <th>Type</th> <th>Ref</th> <th>Trc</th> <th>X-value</th> <th>Y-value</th> <th>Function</th> <th>Function Result</th> </tr> </thead> <tbody> <tr> <td>M1</td> <td>1</td> <td></td> <td>2.41949 GHz</td> <td>-6.33 dBm</td> <td></td> <td></td> </tr> <tr> <td>M2</td> <td>1</td> <td></td> <td>2.4 GHz</td> <td>-51.51 dBm</td> <td></td> <td></td> </tr> <tr> <td>M3</td> <td>1</td> <td></td> <td>2.39 GHz</td> <td>-55.26 dBm</td> <td></td> <td></td> </tr> <tr> <td>M4</td> <td>1</td> <td></td> <td>2.31 GHz</td> <td>-59.91 dBm</td> <td></td> <td></td> </tr> <tr> <td>M5</td> <td>1</td> <td></td> <td>2.399301 GHz</td> <td>-49.37 dBm</td> <td></td> <td></td> </tr> </tbody> </table> <p>Date: 19/04/2024 15:01:54</p>			Type	Ref	Trc	X-value	Y-value	Function	Function Result	M1	1		2.41949 GHz	-6.33 dBm			M2	1		2.4 GHz	-51.51 dBm			M3	1		2.39 GHz	-55.26 dBm			M4	1		2.31 GHz	-59.91 dBm			M5	1		2.399301 GHz	-49.37 dBm		
Type	Ref	Trc	X-value	Y-value	Function	Function Result																																							
M1	1		2.41949 GHz	-6.33 dBm																																									
M2	1		2.4 GHz	-51.51 dBm																																									
M3	1		2.39 GHz	-55.26 dBm																																									
M4	1		2.31 GHz	-59.91 dBm																																									
M5	1		2.399301 GHz	-49.37 dBm																																									
CH11	 <p><b>Spectrum</b>                      Ref Level 20.00 dBm Offset 0.50 dB RBW 100 kHz                      Att 30 dB SWT 113.8 μs VBW 300 kHz Mode Auto FFT                      Count 300/300</p> <p>Start 2.452 GHz 691 pts Stop 2.5 GHz</p> <table border="1"> <thead> <tr> <th>Type</th> <th>Ref</th> <th>Trc</th> <th>X-value</th> <th>Y-value</th> <th>Function</th> <th>Function Result</th> </tr> </thead> <tbody> <tr> <td>M1</td> <td>1</td> <td></td> <td>2.46947 GHz</td> <td>-7.46 dBm</td> <td></td> <td></td> </tr> <tr> <td>M2</td> <td>1</td> <td></td> <td>2.4835 GHz</td> <td>-55.91 dBm</td> <td></td> <td></td> </tr> <tr> <td>M3</td> <td>1</td> <td></td> <td>2.5 GHz</td> <td>-60.09 dBm</td> <td></td> <td></td> </tr> <tr> <td>M4</td> <td>1</td> <td></td> <td>2.4862957 GHz</td> <td>-55.74 dBm</td> <td></td> <td></td> </tr> </tbody> </table> <p>Date: 19/04/2024 15:05:14</p>			Type	Ref	Trc	X-value	Y-value	Function	Function Result	M1	1		2.46947 GHz	-7.46 dBm			M2	1		2.4835 GHz	-55.91 dBm			M3	1		2.5 GHz	-60.09 dBm			M4	1		2.4862957 GHz	-55.74 dBm									
Type	Ref	Trc	X-value	Y-value	Function	Function Result																																							
M1	1		2.46947 GHz	-7.46 dBm																																									
M2	1		2.4835 GHz	-55.91 dBm																																									
M3	1		2.5 GHz	-60.09 dBm																																									
M4	1		2.4862957 GHz	-55.74 dBm																																									

Test Item:	Bandedge	802.11 b	Antenna 2																																										
CH01	 <p><b>Marker Table for CH01:</b></p> <table border="1"> <thead> <tr> <th>Type</th> <th>Ref</th> <th>Trc</th> <th>X-value</th> <th>Y-value</th> <th>Function</th> <th>Function Result</th> </tr> </thead> <tbody> <tr> <td>M1</td> <td>1</td> <td></td> <td>2.41138 GHz</td> <td>-0.60 dBm</td> <td></td> <td></td> </tr> <tr> <td>M2</td> <td>1</td> <td></td> <td>2.4 GHz</td> <td>-50.43 dBm</td> <td></td> <td></td> </tr> <tr> <td>M3</td> <td>1</td> <td></td> <td>2.39 GHz</td> <td>-53.55 dBm</td> <td></td> <td></td> </tr> <tr> <td>M4</td> <td>1</td> <td></td> <td>2.31 GHz</td> <td>-59.77 dBm</td> <td></td> <td></td> </tr> <tr> <td>M5</td> <td>1</td> <td></td> <td>2.399438 GHz</td> <td>-48.19 dBm</td> <td></td> <td></td> </tr> </tbody> </table>			Type	Ref	Trc	X-value	Y-value	Function	Function Result	M1	1		2.41138 GHz	-0.60 dBm			M2	1		2.4 GHz	-50.43 dBm			M3	1		2.39 GHz	-53.55 dBm			M4	1		2.31 GHz	-59.77 dBm			M5	1		2.399438 GHz	-48.19 dBm		
Type	Ref	Trc	X-value	Y-value	Function	Function Result																																							
M1	1		2.41138 GHz	-0.60 dBm																																									
M2	1		2.4 GHz	-50.43 dBm																																									
M3	1		2.39 GHz	-53.55 dBm																																									
M4	1		2.31 GHz	-59.77 dBm																																									
M5	1		2.399438 GHz	-48.19 dBm																																									
CH11	 <p><b>Marker Table for CH11:</b></p> <table border="1"> <thead> <tr> <th>Type</th> <th>Ref</th> <th>Trc</th> <th>X-value</th> <th>Y-value</th> <th>Function</th> <th>Function Result</th> </tr> </thead> <tbody> <tr> <td>M1</td> <td>1</td> <td></td> <td>2.460996 GHz</td> <td>-0.38 dBm</td> <td></td> <td></td> </tr> <tr> <td>M2</td> <td>1</td> <td></td> <td>2.4635 GHz</td> <td>-53.28 dBm</td> <td></td> <td></td> </tr> <tr> <td>M3</td> <td>1</td> <td></td> <td>2.5 GHz</td> <td>-57.46 dBm</td> <td></td> <td></td> </tr> <tr> <td>M4</td> <td>1</td> <td></td> <td>2.4836522 GHz</td> <td>-52.97 dBm</td> <td></td> <td></td> </tr> </tbody> </table>			Type	Ref	Trc	X-value	Y-value	Function	Function Result	M1	1		2.460996 GHz	-0.38 dBm			M2	1		2.4635 GHz	-53.28 dBm			M3	1		2.5 GHz	-57.46 dBm			M4	1		2.4836522 GHz	-52.97 dBm									
Type	Ref	Trc	X-value	Y-value	Function	Function Result																																							
M1	1		2.460996 GHz	-0.38 dBm																																									
M2	1		2.4635 GHz	-53.28 dBm																																									
M3	1		2.5 GHz	-57.46 dBm																																									
M4	1		2.4836522 GHz	-52.97 dBm																																									

Test Item:	Bandedge	802.11 g	Antenna 2																																										
CH01	 <p><b>Spectrum</b>                  Ref Level 20.00 dBm Offset 0.50 dB RBW 100 kHz                  Att 30 dB SWT 246.5 μs VBW 300 kHz Mode Auto FFT                  Count 300/300</p> <p>IPK Max</p> <p>10 dBm M1[1] -4.92 dBm 2.419490 GHz                  0 dBm M2[1] -48.89 dBm 2.400000 GHz                  -20 dBm D1 -24.920 dBm                  -30 dBm                  -40 dBm M3 -57.66 dBm 2.39 GHz                  -50 dBm M4 -60.79 dBm 2.31 GHz                  -60 dBm M5 -49.96 dBm 2.399925 GHz                  -70 dBm</p> <p>Start 2.31 GHz 691 pts Stop 2.422 GHz</p> <table border="1"> <thead> <tr> <th>Type</th> <th>Ref</th> <th>Trc</th> <th>X-value</th> <th>Y-value</th> <th>Function</th> <th>Function Result</th> </tr> </thead> <tbody> <tr> <td>M1</td> <td>1</td> <td></td> <td>2.41949 GHz</td> <td>-4.92 dBm</td> <td></td> <td></td> </tr> <tr> <td>M2</td> <td>1</td> <td></td> <td>2.4 GHz</td> <td>-48.89 dBm</td> <td></td> <td></td> </tr> <tr> <td>M3</td> <td>1</td> <td></td> <td>2.39 GHz</td> <td>-57.66 dBm</td> <td></td> <td></td> </tr> <tr> <td>M4</td> <td>1</td> <td></td> <td>2.31 GHz</td> <td>-60.79 dBm</td> <td></td> <td></td> </tr> <tr> <td>M5</td> <td>1</td> <td></td> <td>2.399925 GHz</td> <td>-49.96 dBm</td> <td></td> <td></td> </tr> </tbody> </table> <p>Date: 18 MAR 2024 14:55:59</p>			Type	Ref	Trc	X-value	Y-value	Function	Function Result	M1	1		2.41949 GHz	-4.92 dBm			M2	1		2.4 GHz	-48.89 dBm			M3	1		2.39 GHz	-57.66 dBm			M4	1		2.31 GHz	-60.79 dBm			M5	1		2.399925 GHz	-49.96 dBm		
Type	Ref	Trc	X-value	Y-value	Function	Function Result																																							
M1	1		2.41949 GHz	-4.92 dBm																																									
M2	1		2.4 GHz	-48.89 dBm																																									
M3	1		2.39 GHz	-57.66 dBm																																									
M4	1		2.31 GHz	-60.79 dBm																																									
M5	1		2.399925 GHz	-49.96 dBm																																									
CH11	 <p><b>Spectrum</b>                  Ref Level 20.00 dBm Offset 0.50 dB RBW 100 kHz                  Att 30 dB SWT 113.8 μs VBW 300 kHz Mode Auto FFT                  Count 300/300</p> <p>IPK Max</p> <p>10 dBm M1[1] -5.35 dBm 2.4644690 GHz                  0 dBm M2[1] -55.70 dBm 2.4835000 GHz                  -20 dBm D1 -25.350 dBm                  -30 dBm                  -40 dBm M3 -57.66 dBm 2.39 GHz                  -50 dBm M4 -55.62 dBm 2.484487 GHz                  -60 dBm                  -70 dBm</p> <p>Start 2.452 GHz 691 pts Stop 2.5 GHz</p> <table border="1"> <thead> <tr> <th>Type</th> <th>Ref</th> <th>Trc</th> <th>X-value</th> <th>Y-value</th> <th>Function</th> <th>Function Result</th> </tr> </thead> <tbody> <tr> <td>M1</td> <td>1</td> <td></td> <td>2.464469 GHz</td> <td>-5.35 dBm</td> <td></td> <td></td> </tr> <tr> <td>M2</td> <td>1</td> <td></td> <td>2.4635 GHz</td> <td>-55.70 dBm</td> <td></td> <td></td> </tr> <tr> <td>M3</td> <td>1</td> <td></td> <td>2.5 GHz</td> <td>-58.67 dBm</td> <td></td> <td></td> </tr> <tr> <td>M4</td> <td>1</td> <td></td> <td>2.484487 GHz</td> <td>-55.62 dBm</td> <td></td> <td></td> </tr> </tbody> </table> <p>Date: 18 MAR 2024 14:58:46</p>			Type	Ref	Trc	X-value	Y-value	Function	Function Result	M1	1		2.464469 GHz	-5.35 dBm			M2	1		2.4635 GHz	-55.70 dBm			M3	1		2.5 GHz	-58.67 dBm			M4	1		2.484487 GHz	-55.62 dBm									
Type	Ref	Trc	X-value	Y-value	Function	Function Result																																							
M1	1		2.464469 GHz	-5.35 dBm																																									
M2	1		2.4635 GHz	-55.70 dBm																																									
M3	1		2.5 GHz	-58.67 dBm																																									
M4	1		2.484487 GHz	-55.62 dBm																																									

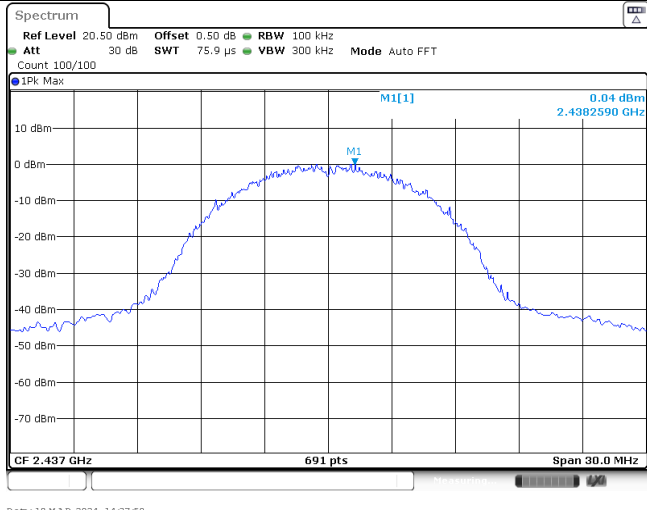
Test Item:	Bandedge	802.11 n(HT20)	Antenna 2																																										
CH01	 <p><b>Spectrum</b>                  Ref Level 20.00 dBm Offset 0.50 dB RBW 100 kHz                  Att 30 dB SWT 246.5 μs VBW 300 kHz Mode Auto FFT                  Count 300/300</p> <p>IPK Max</p> <p>M1[1] -7.64 dBm 2.419490 GHz                  M2[1] -51.21 dBm 2.400000 GHz                  M3 -59.68 dBm 2.399925 GHz</p> <p>D1 -27.640 dBm</p> <p>Start 2.31 GHz 691 pts Stop 2.422 GHz</p> <table border="1"> <thead> <tr> <th>Type</th> <th>Ref</th> <th>Trc</th> <th>X-value</th> <th>Y-value</th> <th>Function</th> <th>Function Result</th> </tr> </thead> <tbody> <tr> <td>M1</td> <td>1</td> <td></td> <td>2.41949 GHz</td> <td>-7.64 dBm</td> <td></td> <td></td> </tr> <tr> <td>M2</td> <td>1</td> <td></td> <td>2.4 GHz</td> <td>-51.21 dBm</td> <td></td> <td></td> </tr> <tr> <td>M3</td> <td>1</td> <td></td> <td>2.39 GHz</td> <td>-59.52 dBm</td> <td></td> <td></td> </tr> <tr> <td>M4</td> <td>1</td> <td></td> <td>2.31 GHz</td> <td>-59.68 dBm</td> <td></td> <td></td> </tr> <tr> <td>M5</td> <td>1</td> <td></td> <td>2.399925 GHz</td> <td>-50.08 dBm</td> <td></td> <td></td> </tr> </tbody> </table> <p>Date: 18 MAR 2024 15:00:39</p>			Type	Ref	Trc	X-value	Y-value	Function	Function Result	M1	1		2.41949 GHz	-7.64 dBm			M2	1		2.4 GHz	-51.21 dBm			M3	1		2.39 GHz	-59.52 dBm			M4	1		2.31 GHz	-59.68 dBm			M5	1		2.399925 GHz	-50.08 dBm		
Type	Ref	Trc	X-value	Y-value	Function	Function Result																																							
M1	1		2.41949 GHz	-7.64 dBm																																									
M2	1		2.4 GHz	-51.21 dBm																																									
M3	1		2.39 GHz	-59.52 dBm																																									
M4	1		2.31 GHz	-59.68 dBm																																									
M5	1		2.399925 GHz	-50.08 dBm																																									
CH11	 <p><b>Spectrum</b>                  Ref Level 20.00 dBm Offset 0.50 dB RBW 100 kHz                  Att 30 dB SWT 113.8 μs VBW 300 kHz Mode Auto FFT                  Count 300/300</p> <p>IPK Max</p> <p>M1[1] -7.56 dBm 2.455716 GHz                  M2[1] -57.06 dBm 2.4835000 GHz                  M3 -59.70 dBm 2.5 GHz</p> <p>D1 -27.560 dBm</p> <p>Start 2.452 GHz 691 pts Stop 2.5 GHz</p> <table border="1"> <thead> <tr> <th>Type</th> <th>Ref</th> <th>Trc</th> <th>X-value</th> <th>Y-value</th> <th>Function</th> <th>Function Result</th> </tr> </thead> <tbody> <tr> <td>M1</td> <td>1</td> <td></td> <td>2.455716 GHz</td> <td>-7.56 dBm</td> <td></td> <td></td> </tr> <tr> <td>M2</td> <td>1</td> <td></td> <td>2.4835 GHz</td> <td>-57.06 dBm</td> <td></td> <td></td> </tr> <tr> <td>M3</td> <td>1</td> <td></td> <td>2.5 GHz</td> <td>-59.70 dBm</td> <td></td> <td></td> </tr> <tr> <td>M4</td> <td>1</td> <td></td> <td>2.4835826 GHz</td> <td>-56.55 dBm</td> <td></td> <td></td> </tr> </tbody> </table> <p>Date: 18 MAR 2024 15:03:25</p>			Type	Ref	Trc	X-value	Y-value	Function	Function Result	M1	1		2.455716 GHz	-7.56 dBm			M2	1		2.4835 GHz	-57.06 dBm			M3	1		2.5 GHz	-59.70 dBm			M4	1		2.4835826 GHz	-56.55 dBm									
Type	Ref	Trc	X-value	Y-value	Function	Function Result																																							
M1	1		2.455716 GHz	-7.56 dBm																																									
M2	1		2.4835 GHz	-57.06 dBm																																									
M3	1		2.5 GHz	-59.70 dBm																																									
M4	1		2.4835826 GHz	-56.55 dBm																																									

Test Item:	Bandedge	802.11 n(ax20)	Antenna 2																																										
CH01	 <p><b>Spectrum</b>                  Ref Level 20.00 dBm Offset 0.50 dB RBW 100 kHz                  Att 30 dB SWT 246.5 μs VBW 300 kHz Mode Auto FFT                  Count 300/300</p> <p>1PK Max</p> <p>M1[1] -7.04 dBm                  2.417870 GHz                  M2[1] -48.33 dBm                  2.400000 GHz</p> <p>D1 -27.040 dBm</p> <p>Start 2.31 GHz 691 pts Stop 2.422 GHz</p> <table border="1"> <thead> <tr> <th>Type</th> <th>Ref</th> <th>Trc</th> <th>X-value</th> <th>Y-value</th> <th>Function</th> <th>Function Result</th> </tr> </thead> <tbody> <tr> <td>M1</td> <td>1</td> <td></td> <td>2.41787 GHz</td> <td>-7.04 dBm</td> <td></td> <td></td> </tr> <tr> <td>M2</td> <td>1</td> <td></td> <td>2.4 GHz</td> <td>-48.33 dBm</td> <td></td> <td></td> </tr> <tr> <td>M3</td> <td>1</td> <td></td> <td>2.39 GHz</td> <td>-56.98 dBm</td> <td></td> <td></td> </tr> <tr> <td>M4</td> <td>1</td> <td></td> <td>2.31 GHz</td> <td>-59.08 dBm</td> <td></td> <td></td> </tr> <tr> <td>M5</td> <td>1</td> <td></td> <td>2.399925 GHz</td> <td>-48.64 dBm</td> <td></td> <td></td> </tr> </tbody> </table> <p>Date: 19 MAR 2024 15:07:52</p>			Type	Ref	Trc	X-value	Y-value	Function	Function Result	M1	1		2.41787 GHz	-7.04 dBm			M2	1		2.4 GHz	-48.33 dBm			M3	1		2.39 GHz	-56.98 dBm			M4	1		2.31 GHz	-59.08 dBm			M5	1		2.399925 GHz	-48.64 dBm		
Type	Ref	Trc	X-value	Y-value	Function	Function Result																																							
M1	1		2.41787 GHz	-7.04 dBm																																									
M2	1		2.4 GHz	-48.33 dBm																																									
M3	1		2.39 GHz	-56.98 dBm																																									
M4	1		2.31 GHz	-59.08 dBm																																									
M5	1		2.399925 GHz	-48.64 dBm																																									
CH11	 <p><b>Spectrum</b>                  Ref Level 20.00 dBm Offset 0.50 dB RBW 100 kHz                  Att 30 dB SWT 113.8 μs VBW 300 kHz Mode Auto FFT                  Count 300/300</p> <p>1PK Max</p> <p>M1[1] -7.49 dBm                  2.4557160 GHz                  M2[1] -58.18 dBm                  2.4835000 GHz</p> <p>D1 -27.490 dBm</p> <p>Start 2.452 GHz 691 pts Stop 2.5 GHz</p> <table border="1"> <thead> <tr> <th>Type</th> <th>Ref</th> <th>Trc</th> <th>X-value</th> <th>Y-value</th> <th>Function</th> <th>Function Result</th> </tr> </thead> <tbody> <tr> <td>M1</td> <td>1</td> <td></td> <td>2.455716 GHz</td> <td>-7.49 dBm</td> <td></td> <td></td> </tr> <tr> <td>M2</td> <td>1</td> <td></td> <td>2.4835 GHz</td> <td>-58.18 dBm</td> <td></td> <td></td> </tr> <tr> <td>M3</td> <td>1</td> <td></td> <td>2.5 GHz</td> <td>-60.38 dBm</td> <td></td> <td></td> </tr> <tr> <td>M4</td> <td>1</td> <td></td> <td>2.4924174 GHz</td> <td>-57.21 dBm</td> <td></td> <td></td> </tr> </tbody> </table> <p>Date: 19 MAR 2024 15:10:41</p>			Type	Ref	Trc	X-value	Y-value	Function	Function Result	M1	1		2.455716 GHz	-7.49 dBm			M2	1		2.4835 GHz	-58.18 dBm			M3	1		2.5 GHz	-60.38 dBm			M4	1		2.4924174 GHz	-57.21 dBm									
Type	Ref	Trc	X-value	Y-value	Function	Function Result																																							
M1	1		2.455716 GHz	-7.49 dBm																																									
M2	1		2.4835 GHz	-58.18 dBm																																									
M3	1		2.5 GHz	-60.38 dBm																																									
M4	1		2.4924174 GHz	-57.21 dBm																																									

Test Item:	SE	802.11 b	Antenna 1
Reference level CH01			
CH01			
			

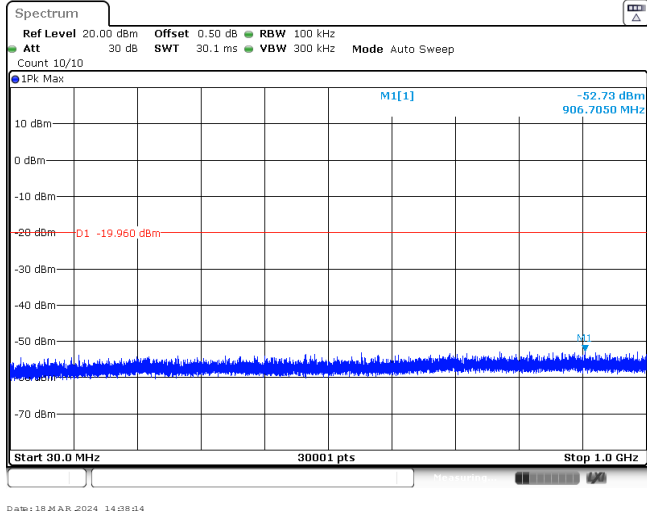


Reference level CH06

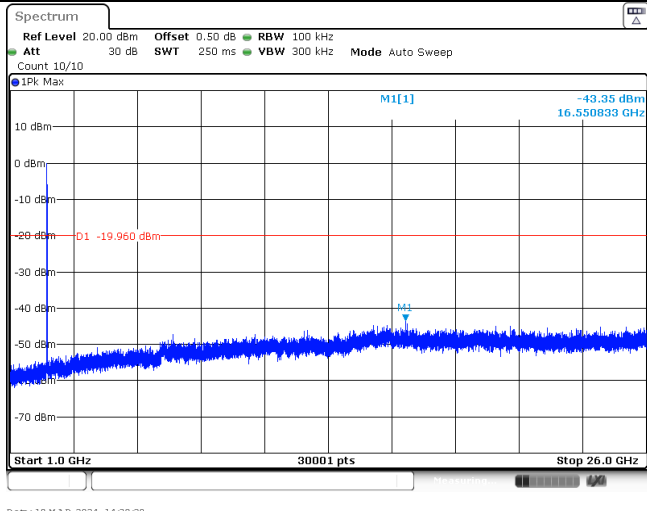


Date: 18/24/AR/2024 14:37:59

CH06

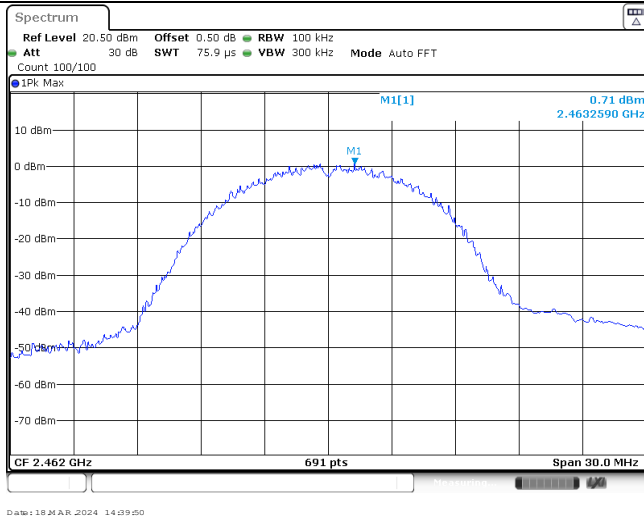


Date: 18/24/AR/2024 14:38:14



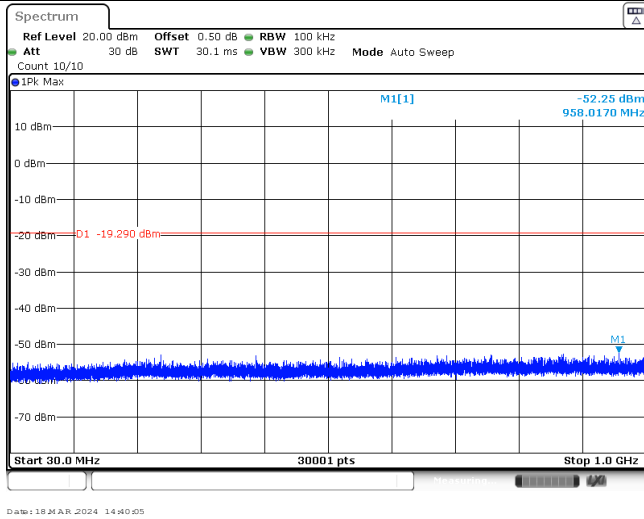
Date: 18/24/AR/2024 14:38:29

Reference level CH11

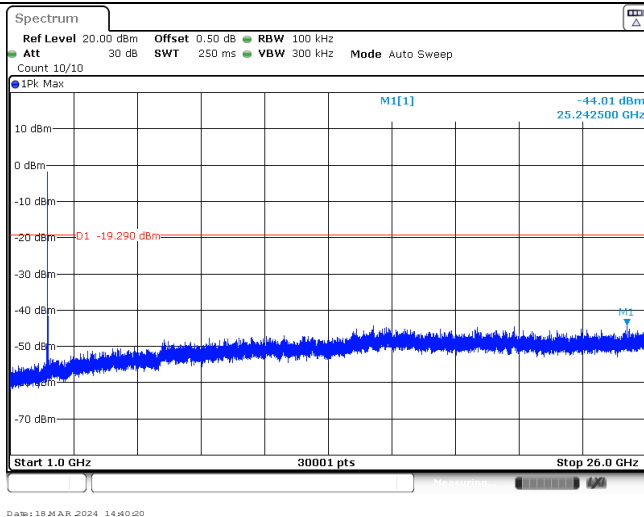


Date: 18/24/AR/2024 14:39:50

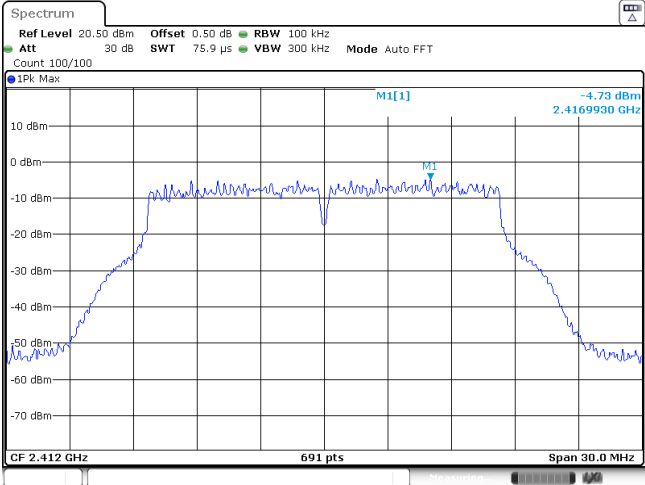
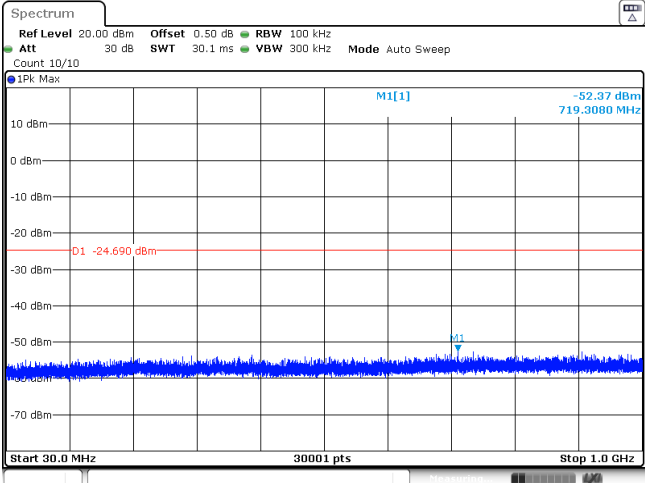
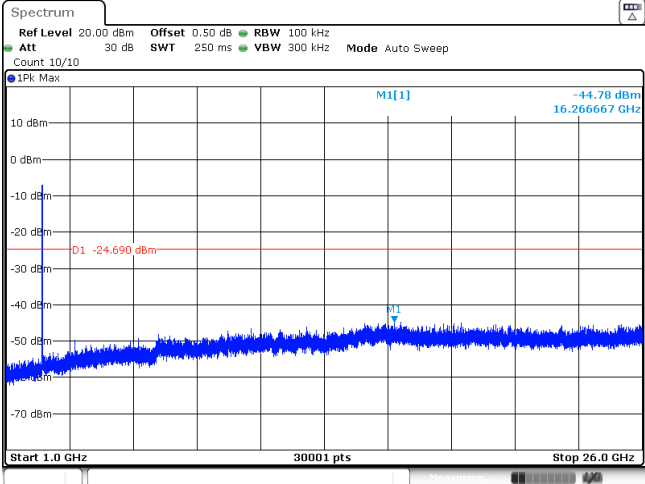
CH11



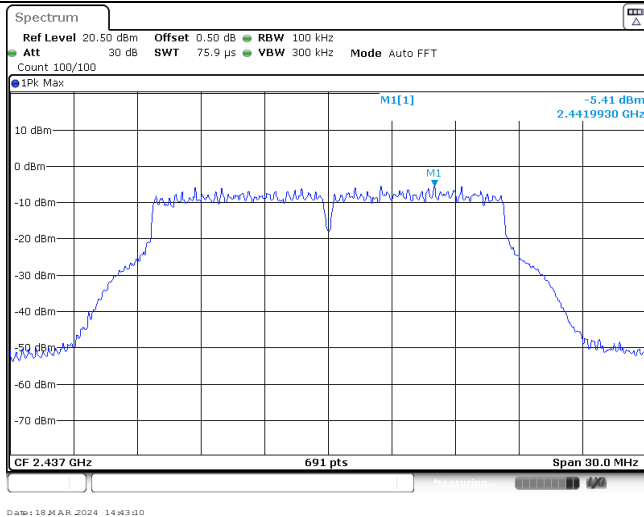
Date: 18/24/AR/2024 14:40:05



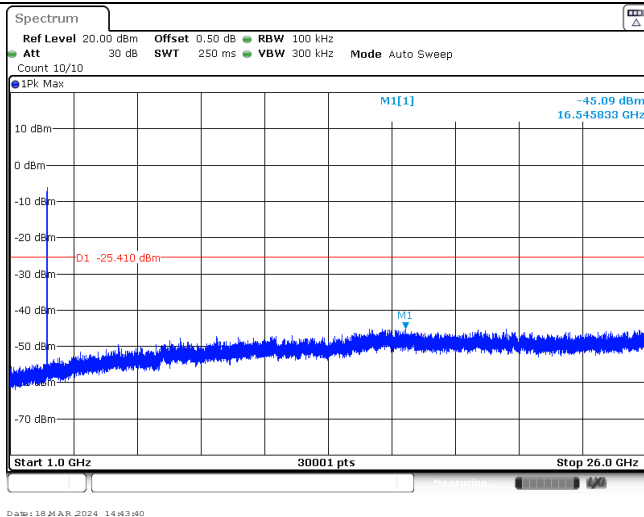
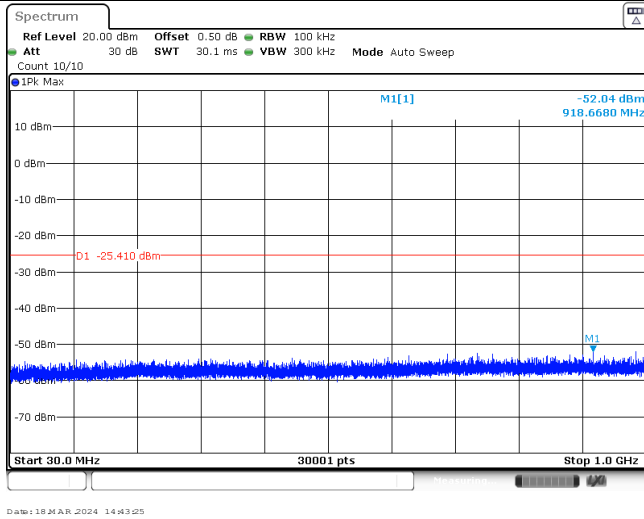
Date: 18/24/AR/2024 14:40:20

Test Item:	SE	802.11 g	Antenna 1
Reference level CH01			
CH01			
			

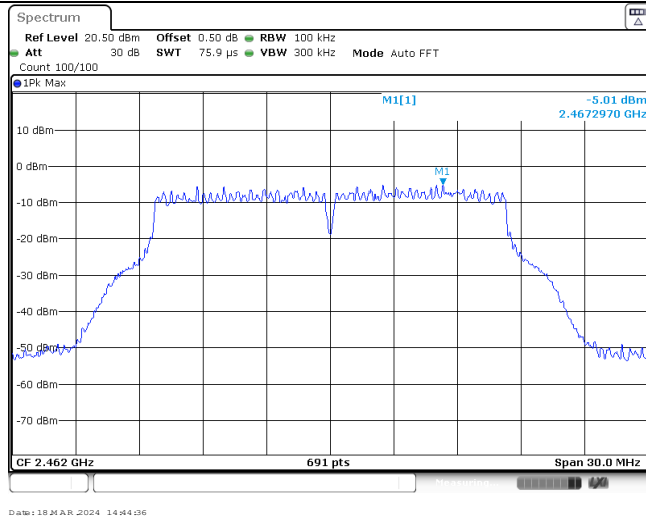
Reference level CH06



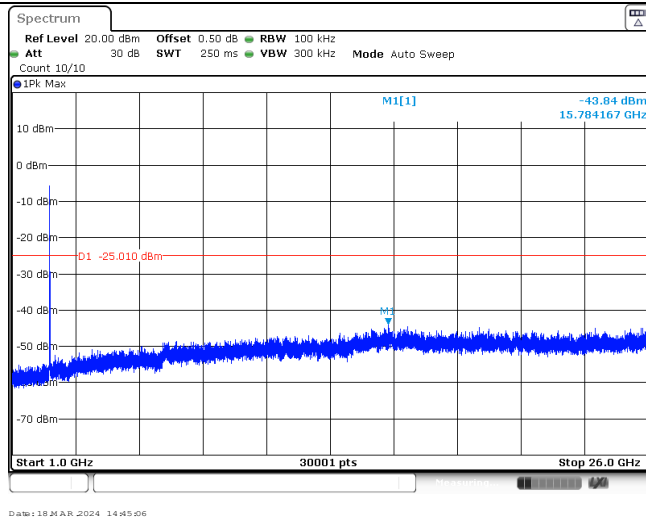
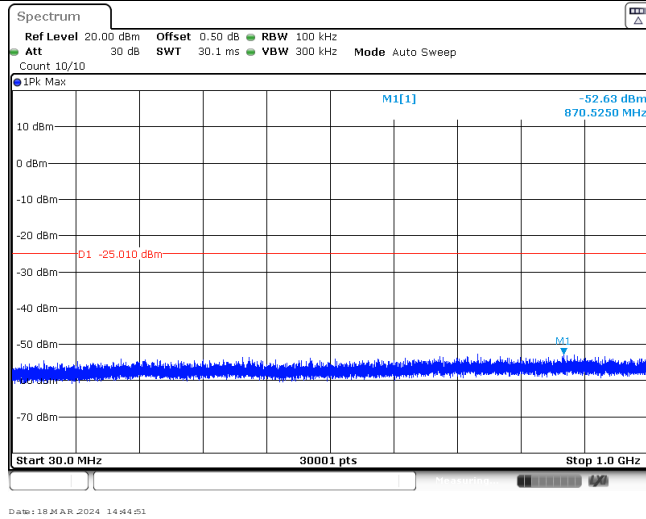
CH06

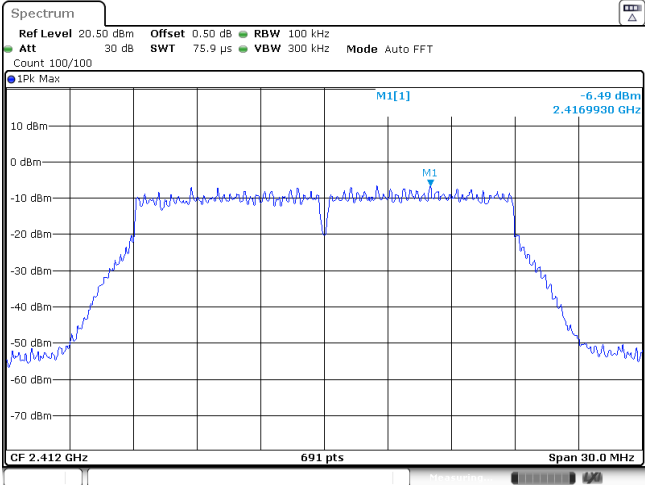
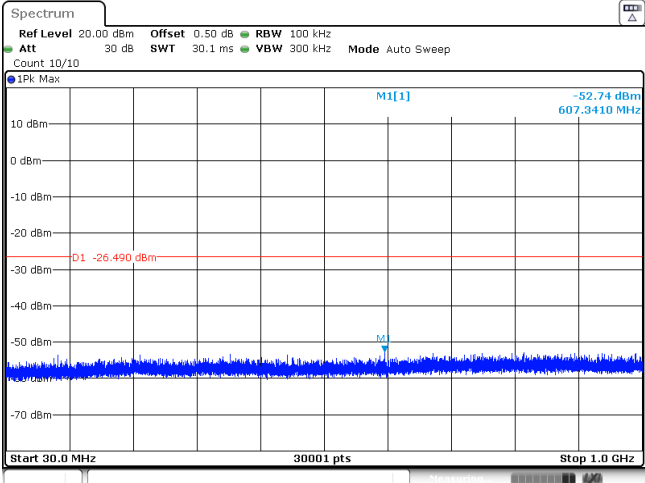
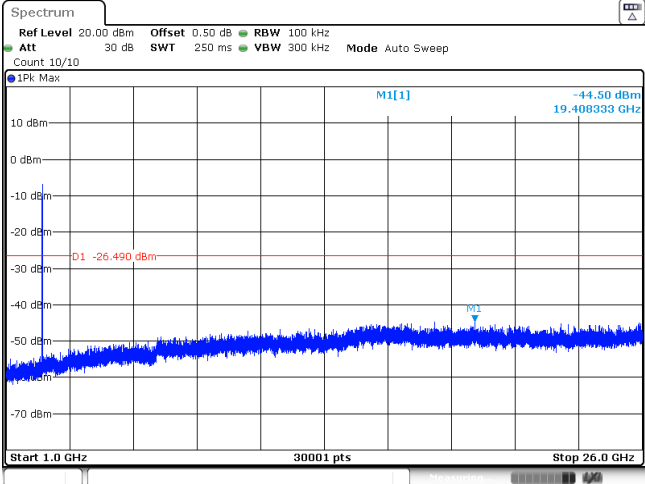


Reference level CH11

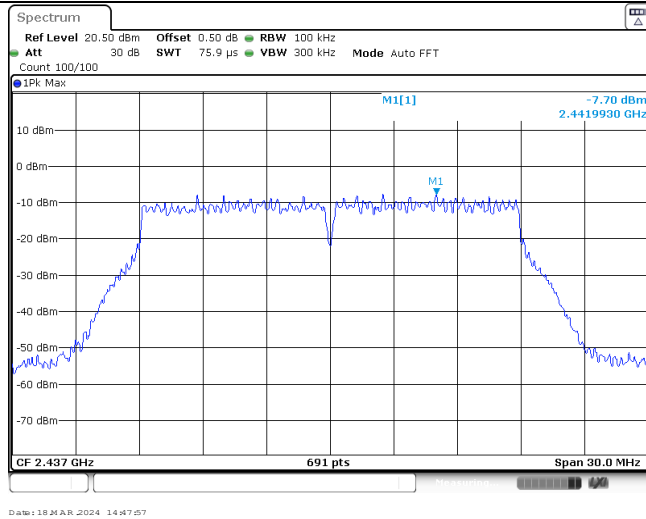


CH11



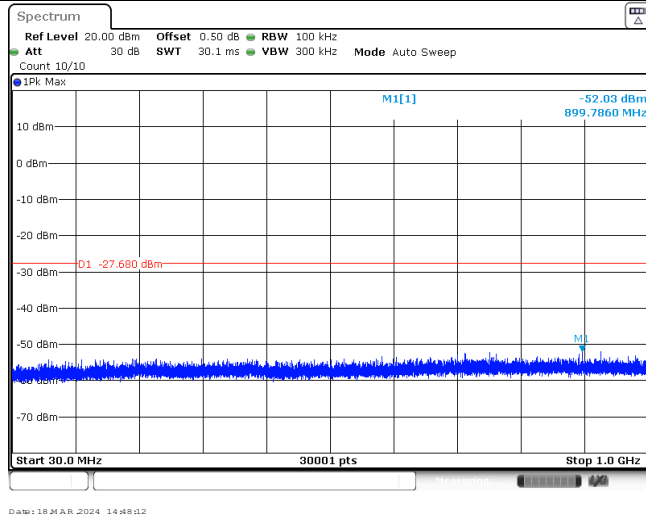
Test Item:	SE	802.11 n(HT20)	Antenna 1
Reference level CH01			
CH01			
			

Reference level CH06

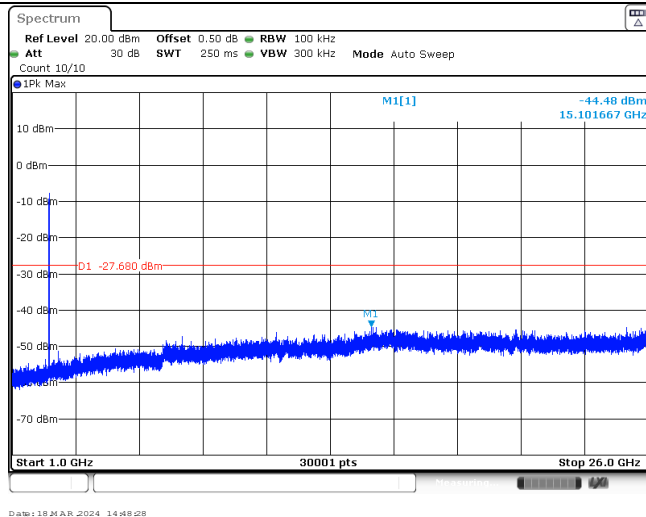


Date: 18/24/AR/2024 14:47:57

CH06

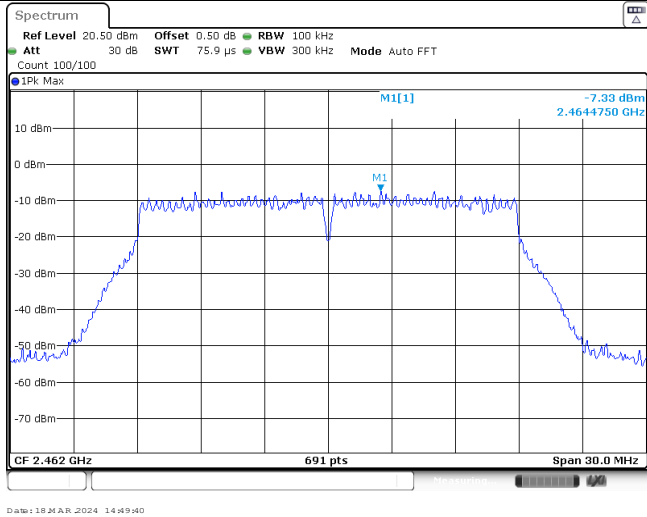


Date: 18/24/AR/2024 14:48:12

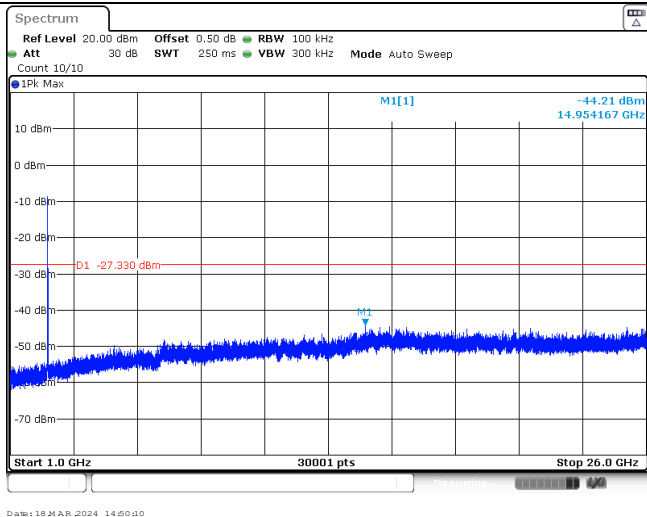
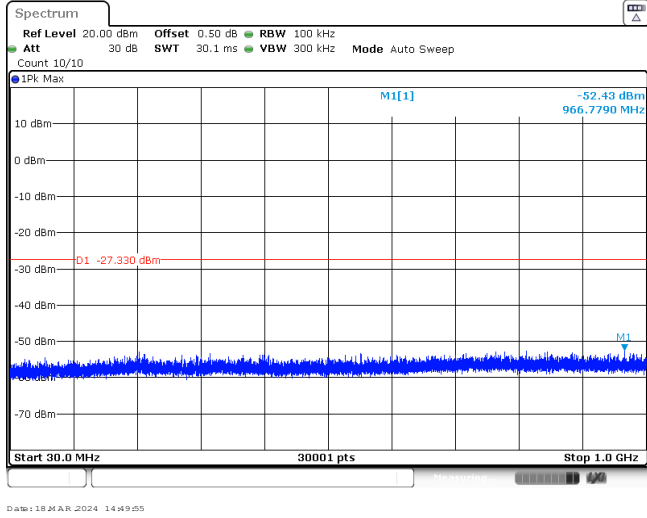


Date: 18/24/AR/2024 14:48:28

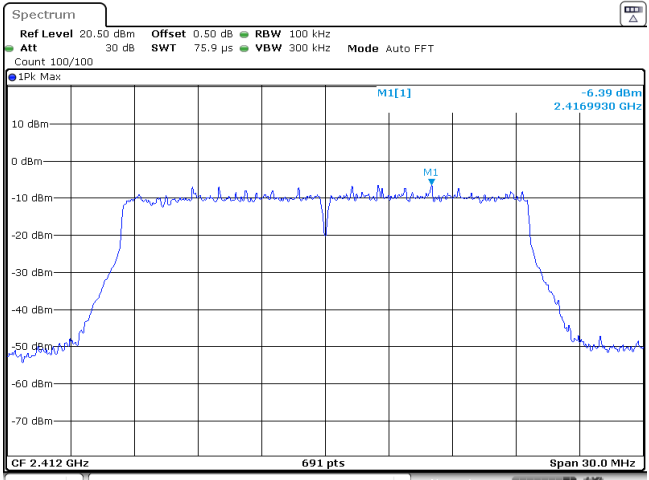
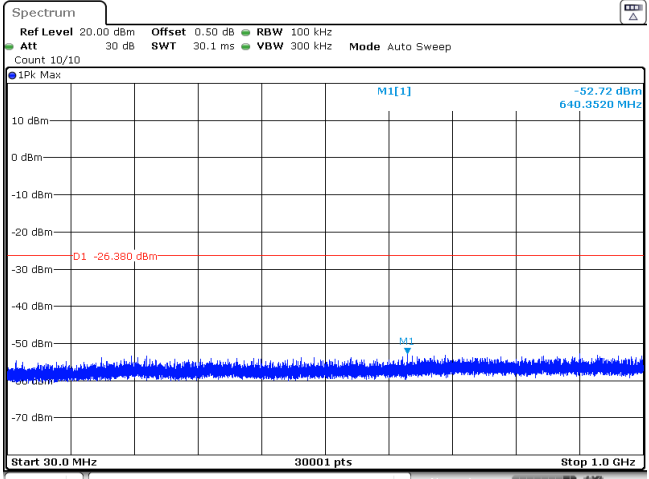
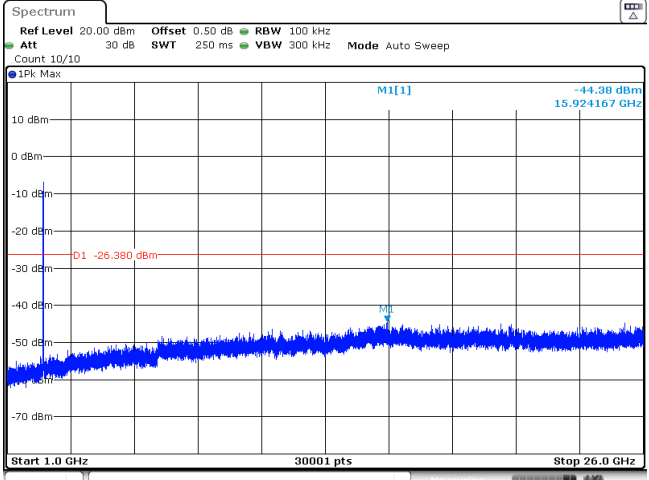
Reference level CH11



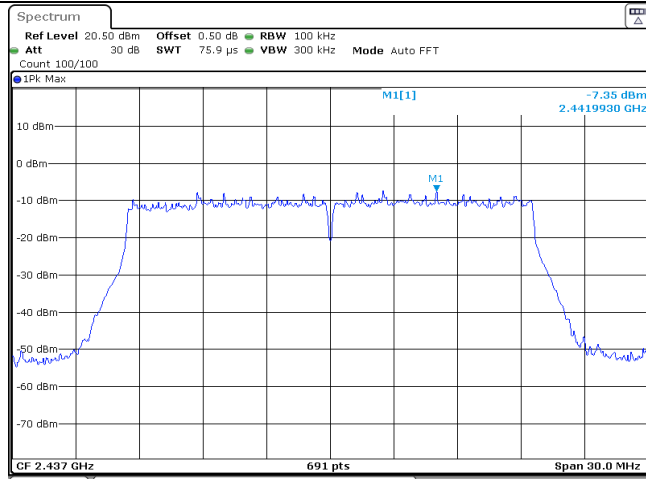
CH11





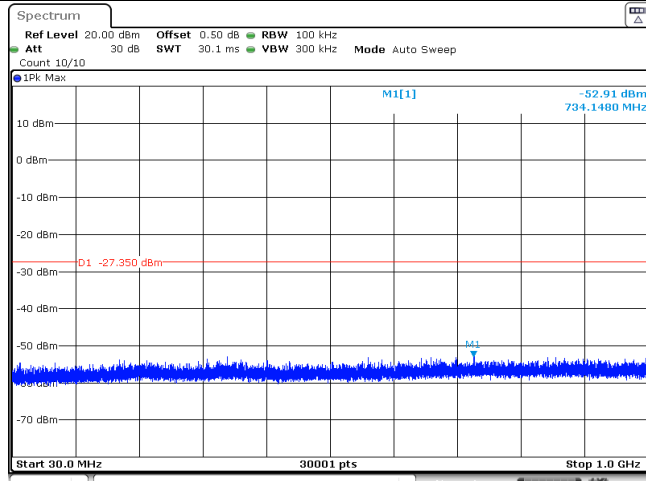
Test Item:	SE	802.11 n(ax20)	Antenna 1
Reference level CH01		 <p>Spectrum</p> <p>Ref Level 20.50 dBm Offset 0.50 dB RBW 100 kHz Att 30 dB SWT 75.9 <math>\mu</math>s VBW 300 kHz Mode Auto FFT Count 100/100</p> <p>1Pk Max</p> <p>M1[1] -6.39 dBm 2.4169930 GHz</p> <p>CF 2.412 GHz 691 pts Span 30.0 MHz</p> <p>Date: 19 MAR 2024 15:02:02</p>	
CH01		 <p>Spectrum</p> <p>Ref Level 20.00 dBm Offset 0.50 dB RBW 100 kHz Att 30 dB SWT 30.1 ms VBW 300 kHz Mode Auto Sweep Count 10/10</p> <p>1Pk Max</p> <p>M1[1] -52.72 dBm 640.3520 MHz</p> <p>D1 -26.380 dBm</p> <p>Start 30.0 MHz 30001 pts Stop 1.0 GHz</p> <p>Date: 19 MAR 2024 15:02:17</p>	
		 <p>Spectrum</p> <p>Ref Level 20.00 dBm Offset 0.50 dB RBW 100 kHz Att 30 dB SWT 250 ms VBW 300 kHz Mode Auto Sweep Count 10/10</p> <p>1Pk Max</p> <p>M1[1] -44.38 dBm 15.924167 GHz</p> <p>D1 -26.380 dBm</p> <p>Start 1.0 GHz 30001 pts Stop 26.0 GHz</p> <p>Date: 19 MAR 2024 15:02:32</p>	

Reference level CH06

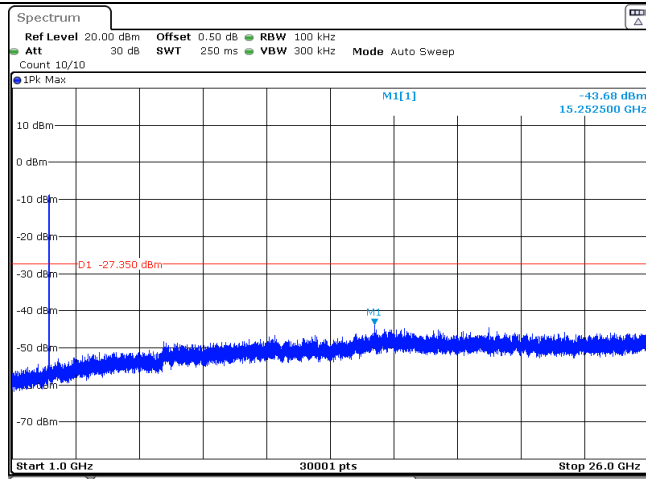


Date: 19/24 APR 2024 15:03:44

CH06

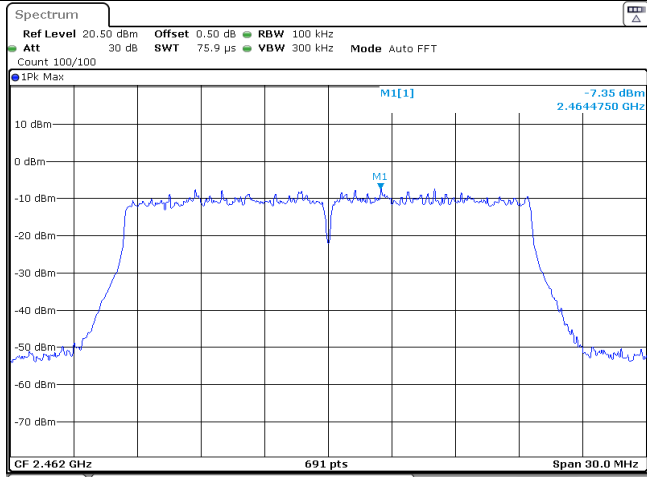


Date: 19/24 APR 2024 15:03:59



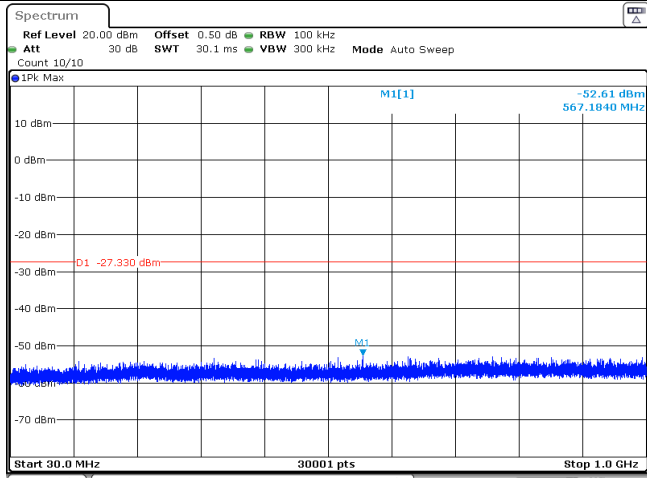
Date: 19/24 APR 2024 15:04:15

Reference level CH11

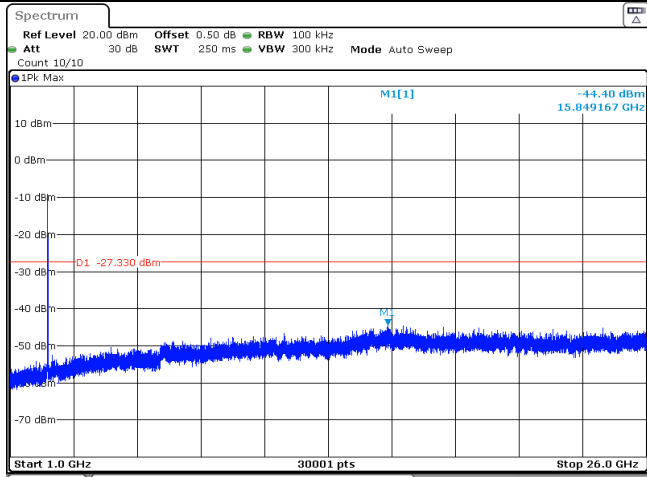


Date: 19/24 APR 2024 15:05:20

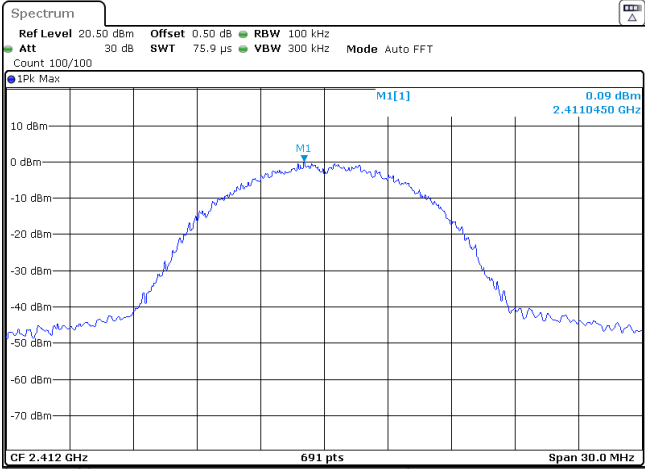
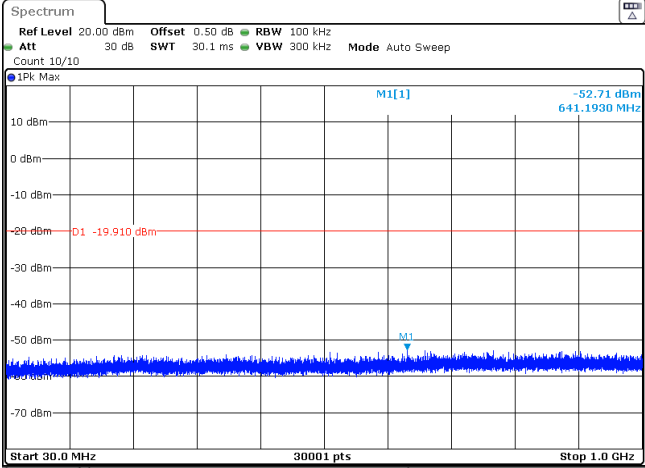
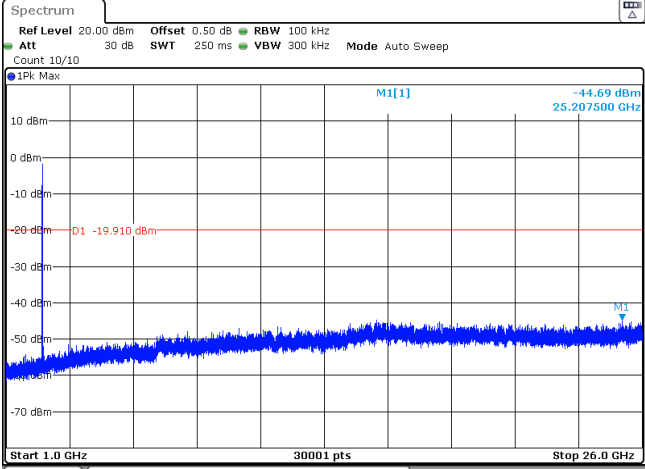
CH11



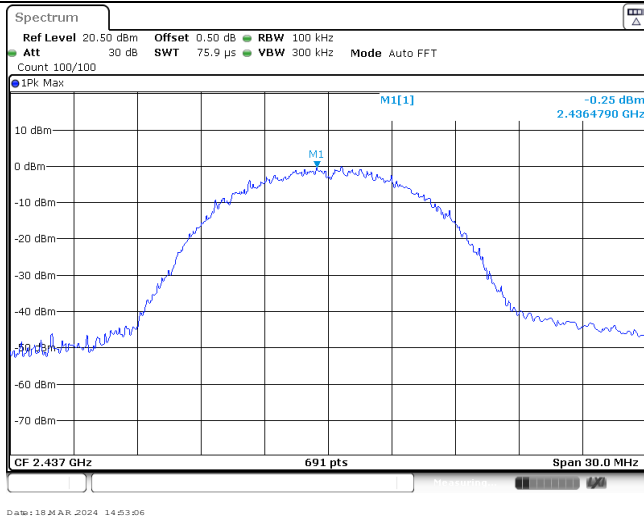
Date: 19/24 APR 2024 15:05:35



Date: 19/24 APR 2024 15:05:50

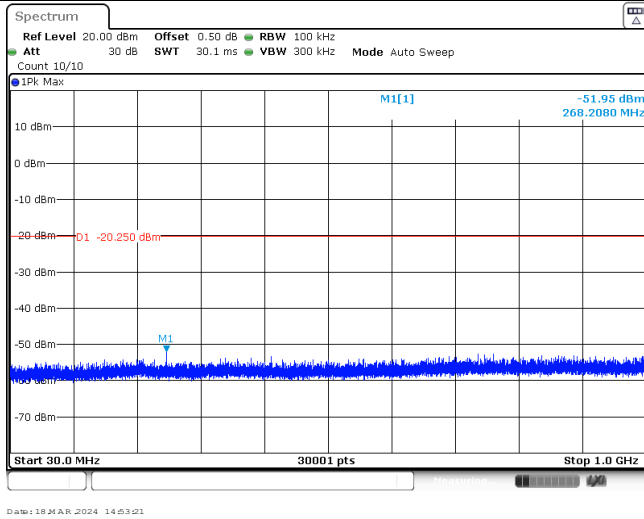
Test Item:	SE	802.11 b	Antenna 2
Reference level CH01		 <p>Spectrum</p> <p>Ref Level 20.50 dBm Offset 0.50 dB RBW 100 kHz Att 30 dB SWT 75.9 μs VBW 300 kHz Mode Auto FFT Count 100/100</p> <p>IPK Max</p> <p>M1[1] 0.09 dBm 2.4110450 GHz</p> <p>CF 2.412 GHz 691 pts Span 30.0 MHz</p> <p>Date: 18 MAR 2024 14:51:38</p>	
CH01		 <p>Spectrum</p> <p>Ref Level 20.00 dBm Offset 0.50 dB RBW 100 kHz Att 30 dB SWT 30.1 ms VBW 300 kHz Mode Auto Sweep Count 10/10</p> <p>IPK Max</p> <p>M1[1] -52.71 dBm 6+1.1930 MHz</p> <p>D1 -19.910 dBm</p> <p>Start 30.0 MHz 30001 pts Stop 1.0 GHz</p> <p>Date: 18 MAR 2024 14:51:54</p>	
CH01		 <p>Spectrum</p> <p>Ref Level 20.00 dBm Offset 0.50 dB RBW 100 kHz Att 30 dB SWT 250 ms VBW 300 kHz Mode Auto Sweep Count 10/10</p> <p>IPK Max</p> <p>M1[1] -44.69 dBm 25.207500 GHz</p> <p>D1 -19.910 dBm</p> <p>Start 1.0 GHz 30001 pts Stop 26.0 GHz</p> <p>Date: 18 MAR 2024 14:52:09</p>	

Reference level CH06

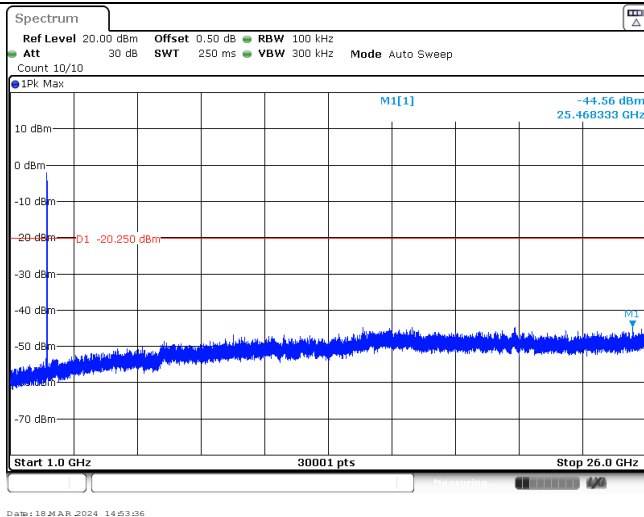


Date: 18/24 AR 2024 14:53:26

CH06

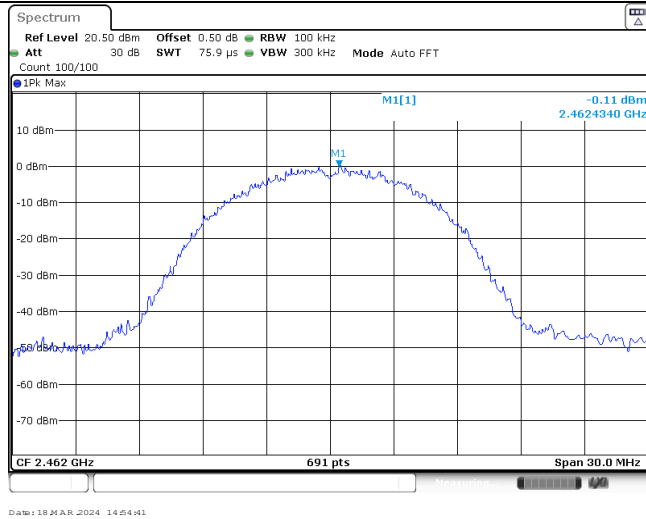


Date: 18/24 AR 2024 14:53:21

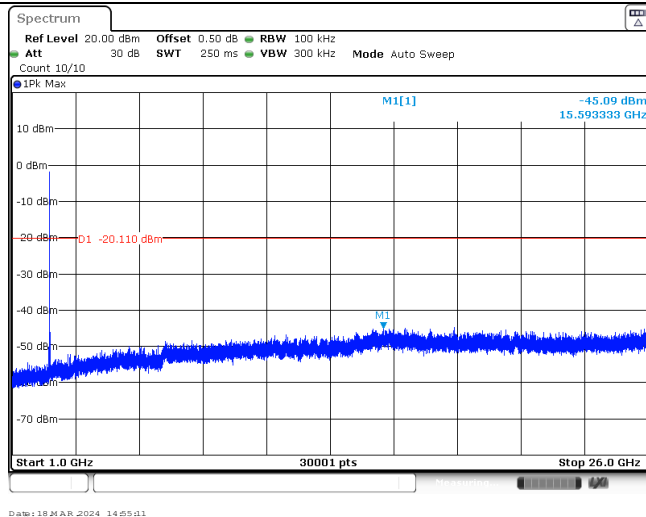
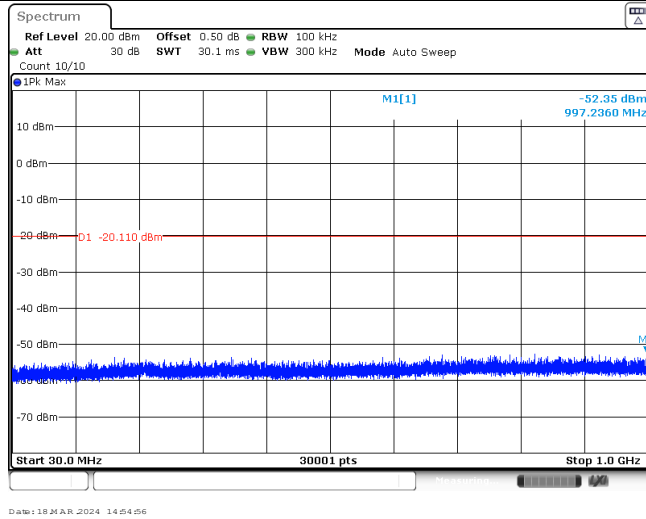


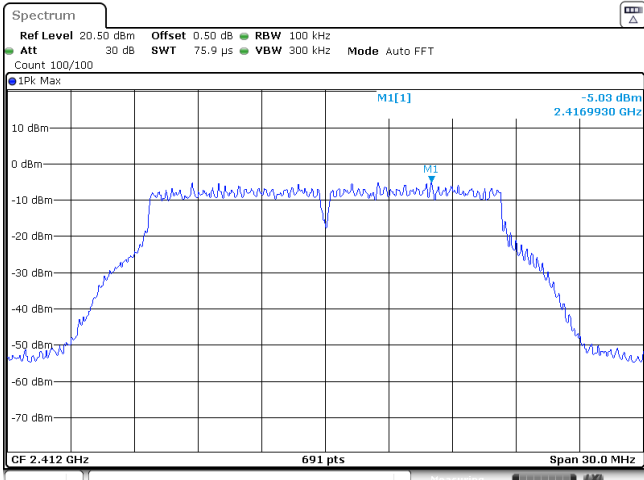
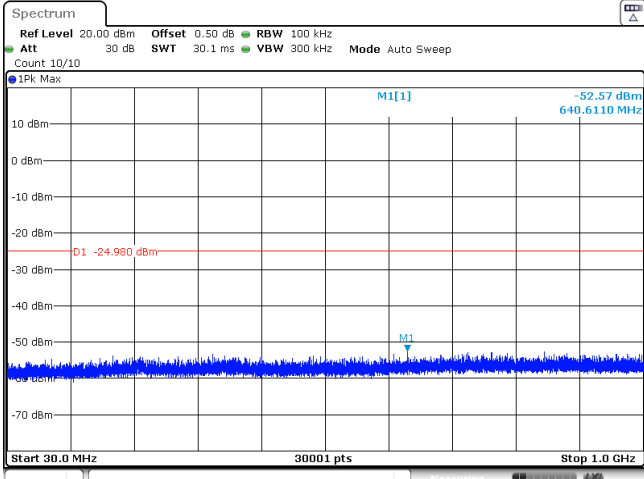
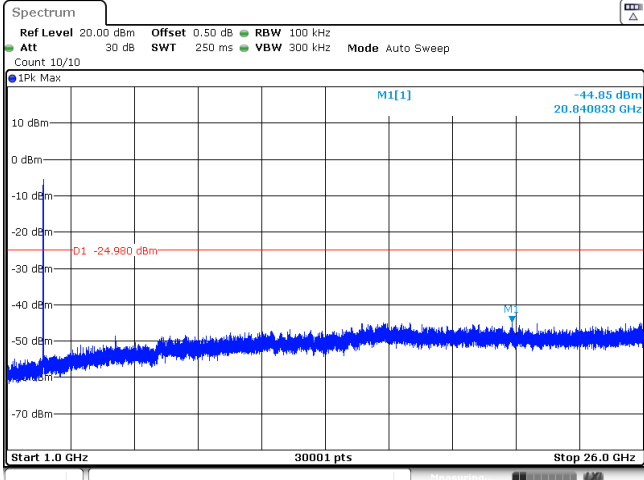
Date: 18/24 AR 2024 14:53:26

Reference level CH11

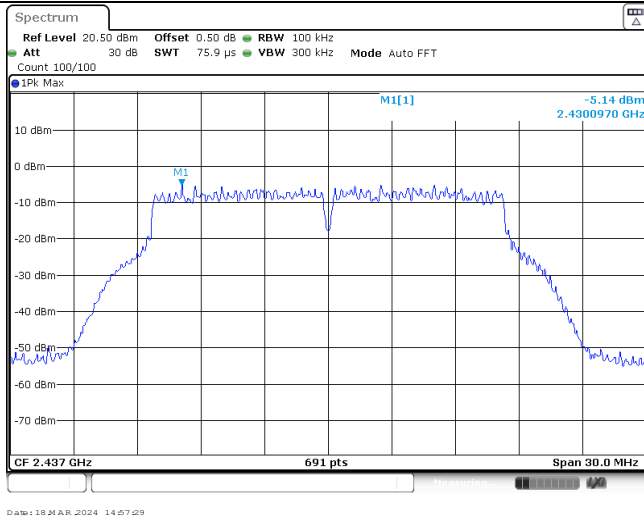


CH11

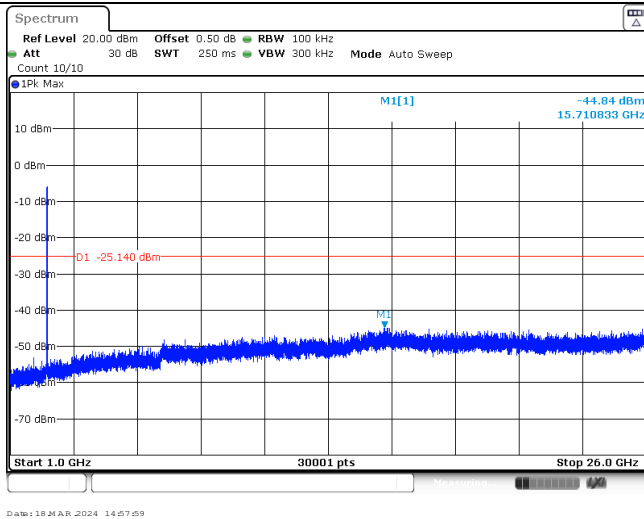
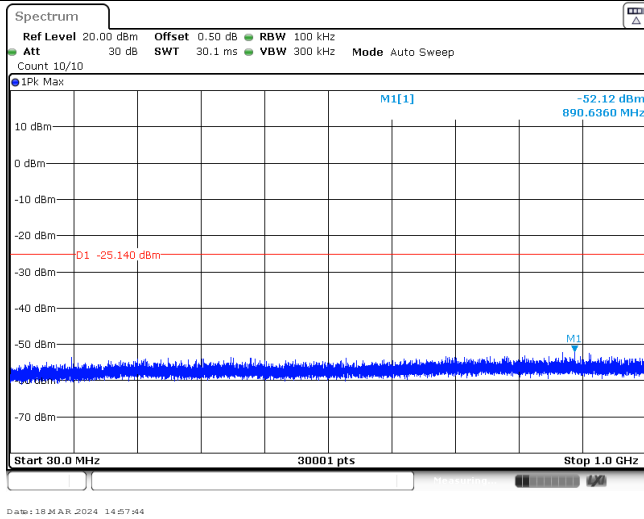


Test Item:	SE	802.11 g	Antenna 2
Reference level CH01		 <p data-bbox="686 728 821 748">Date: 18 MAR 2024 14:56:05</p>	
CH01		 <p data-bbox="686 1256 821 1276">Date: 18 MAR 2024 14:56:20</p>	
		 <p data-bbox="686 1816 821 1836">Date: 18 MAR 2024 14:56:25</p>	

Reference level CH06

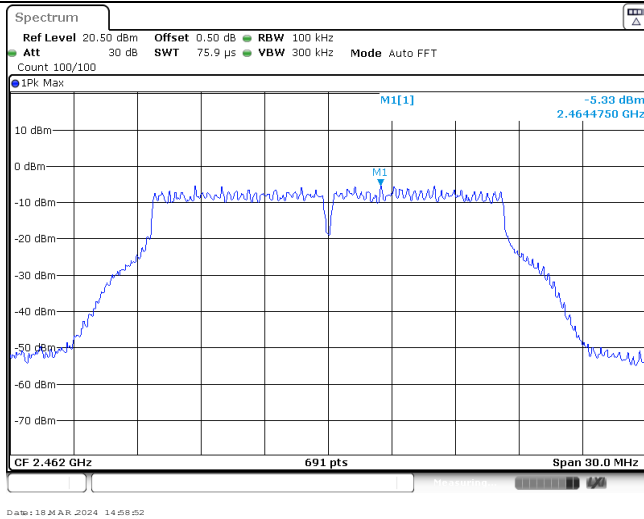


CH06

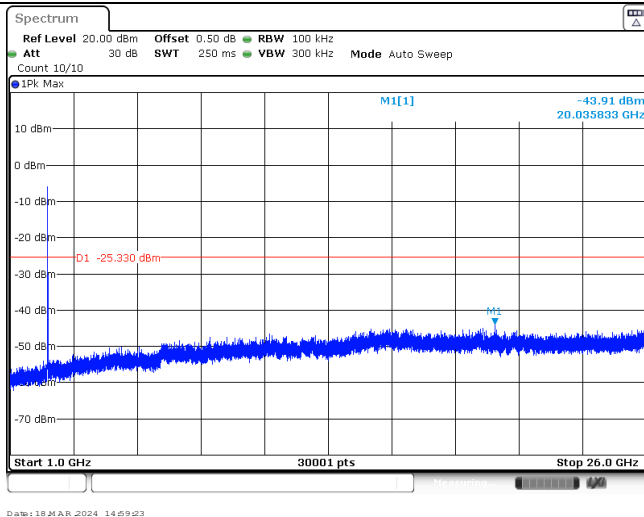
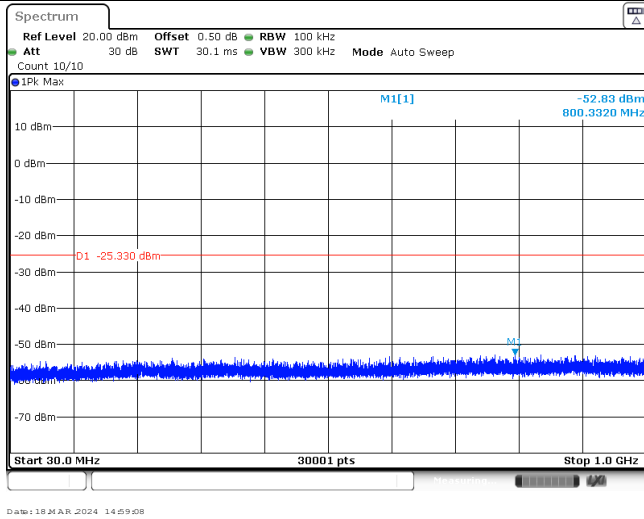


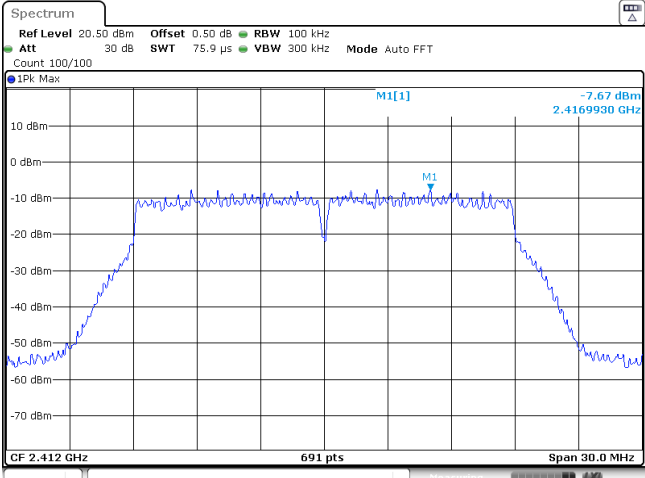
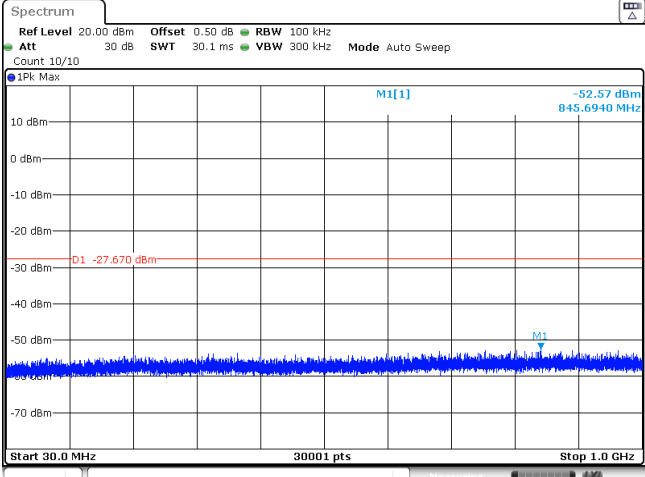
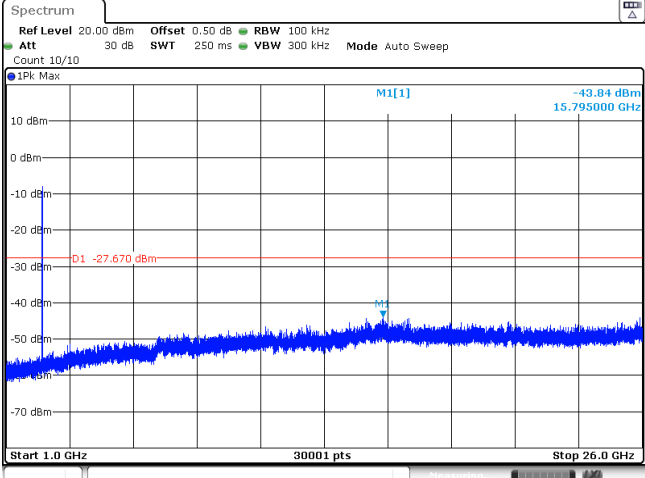


Reference level CH11

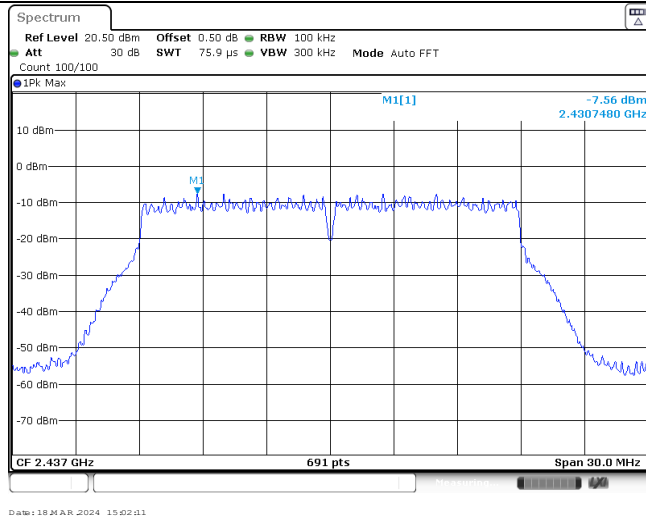


CH11



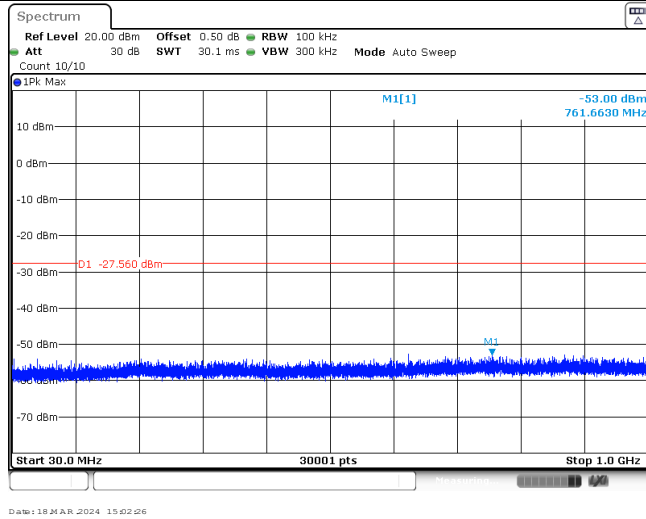
Test Item:	SE	802.11 n(HT20)	Antenna 2
Reference level CH01		 <p>Ref Level 20.50 dBm Offset 0.50 dB RBW 100 kHz Att 30 dB SWT 75.9 μs VBW 300 kHz Mode Auto FFT Count 100/100 IPK Max M1[1] -7.67 dBm 2.4169930 GHz M1 CF 2.412 GHz 691 pts Span 30.0 MHz Date: 18 MAR 2024 15:00:45</p>	
CH01		 <p>Ref Level 20.00 dBm Offset 0.50 dB RBW 100 kHz Att 30 dB SWT 30.1 ms VBW 300 kHz Mode Auto Sweep Count 10/10 IPK Max M1[1] -52.57 dBm 845.6940 MHz M1 D1 -27.670 dBm Start 30.0 MHz 30001 pts Stop 1.0 GHz Date: 18 MAR 2024 15:01:00</p>	
		 <p>Ref Level 20.00 dBm Offset 0.50 dB RBW 100 kHz Att 30 dB SWT 250 ms VBW 300 kHz Mode Auto Sweep Count 10/10 IPK Max M1[1] -43.84 dBm 15.795000 GHz M1 D1 -27.670 dBm Start 1.0 GHz 30001 pts Stop 26.0 GHz Date: 18 MAR 2024 15:01:15</p>	

Reference level CH06

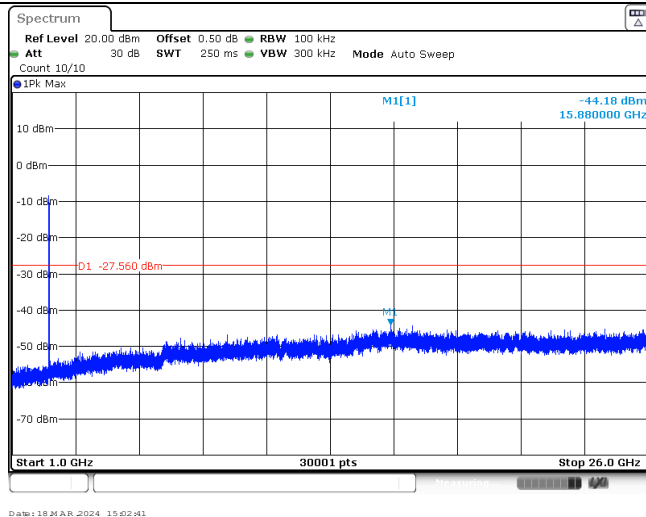


Date: 18/04/2024 15:02:11

CH06

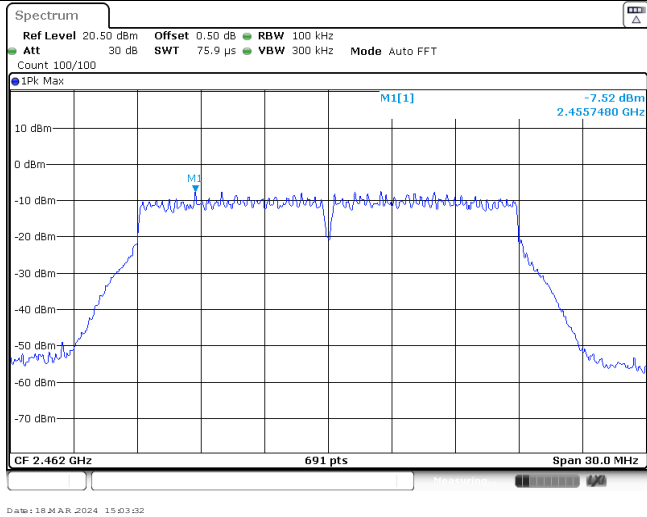


Date: 18/04/2024 15:02:26

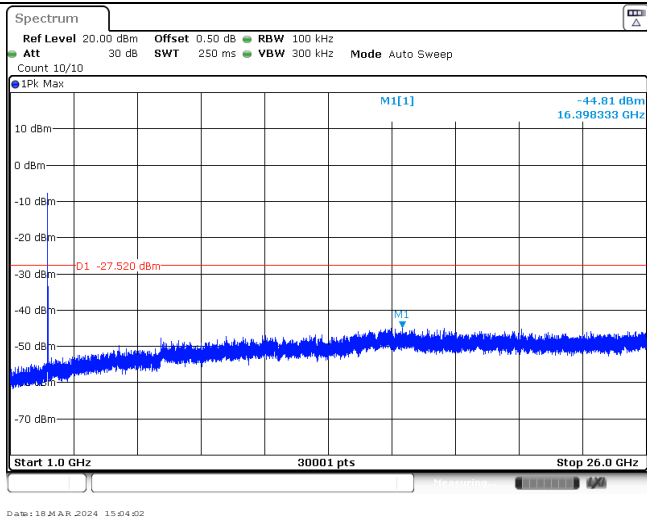
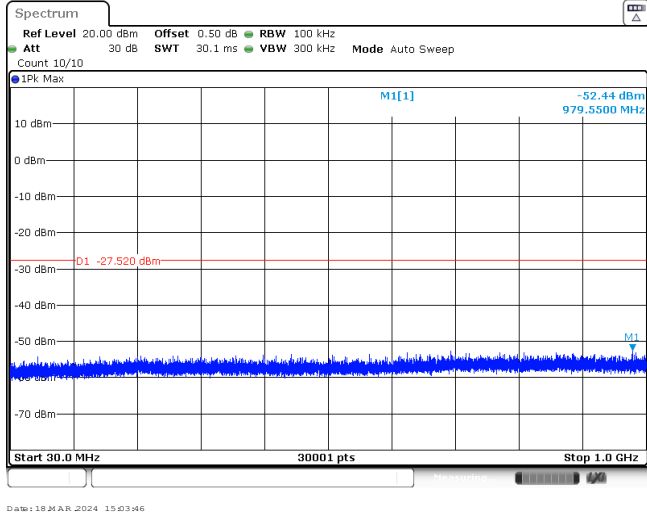


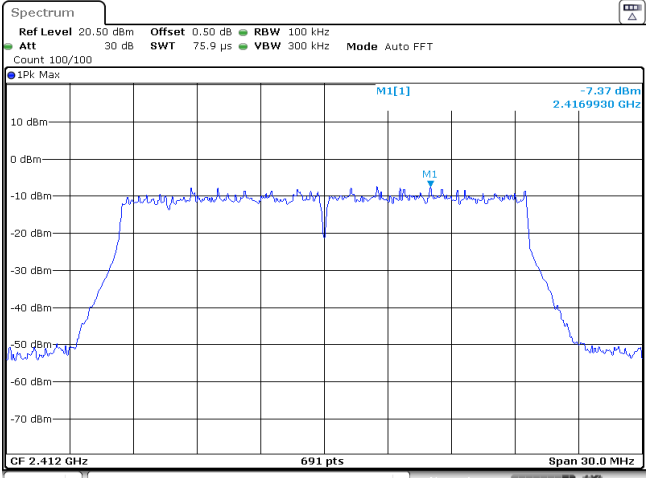
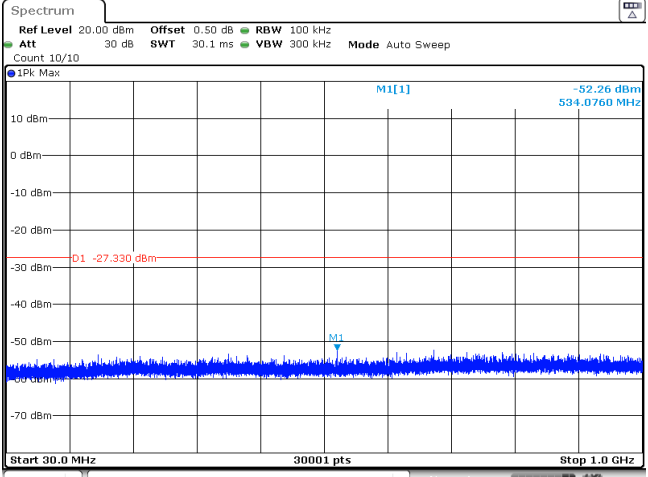
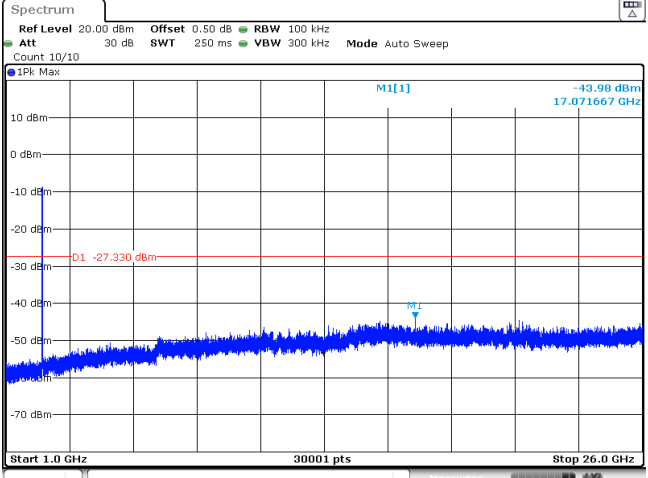
Date: 18/04/2024 15:02:41

Reference level CH11

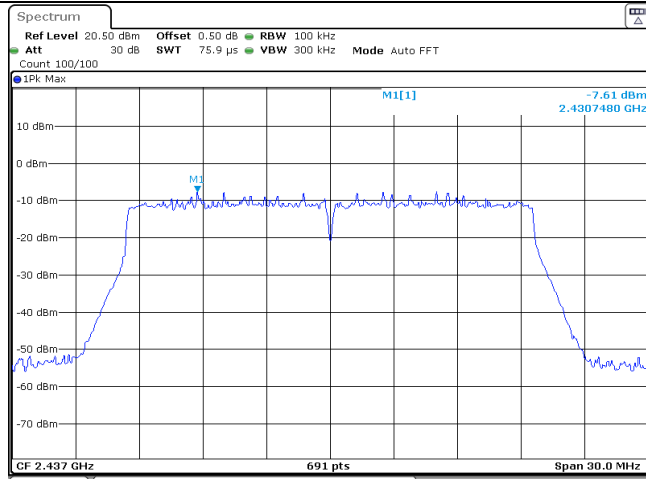


CH11



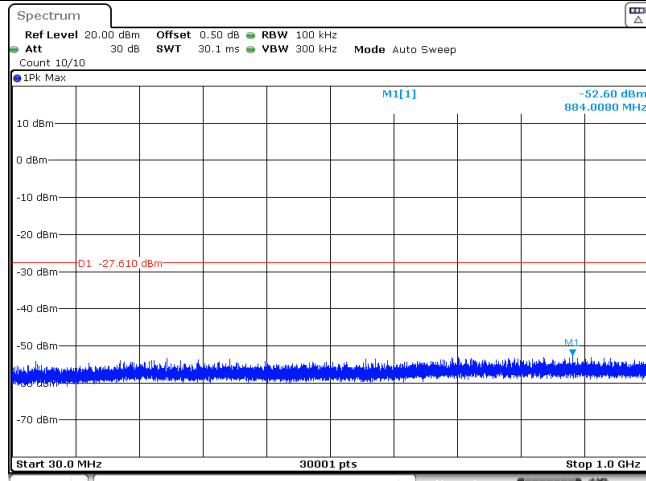
Test Item:	SE	802.11 n(ax20)	Antenna 2
Reference level CH01		 <p>Spectrum</p> <p>Ref Level 20.50 dBm Offset 0.50 dB RBW 100 kHz Att 30 dB SWT 75.9 <math>\mu</math>s VBW 300 kHz Mode Auto FFT Count 100/100</p> <p>1Pk Max</p> <p>M1[1] -7.37 dBm 2.4169930 GHz</p> <p>CF 2.412 GHz 691 pts Span 30.0 MHz</p> <p>Date: 19 MAR 2024 15:07:57</p>	
CH01		 <p>Spectrum</p> <p>Ref Level 20.00 dBm Offset 0.50 dB RBW 100 kHz Att 30 dB SWT 30.1 ms VBW 300 kHz Mode Auto Sweep Count 10/10</p> <p>1Pk Max</p> <p>M1[1] -52.26 dBm 534.0760 MHz</p> <p>D1 -27.330 dBm</p> <p>Start 30.0 MHz 30001 pts Stop 1.0 GHz</p> <p>Date: 19 MAR 2024 15:07:52</p>	
CH01		 <p>Spectrum</p> <p>Ref Level 20.00 dBm Offset 0.50 dB RBW 100 kHz Att 30 dB SWT 250 ms VBW 300 kHz Mode Auto Sweep Count 10/10</p> <p>1Pk Max</p> <p>M1[1] -43.98 dBm 17.071667 GHz</p> <p>D1 -27.330 dBm</p> <p>Start 1.0 GHz 30001 pts Stop 26.0 GHz</p> <p>Date: 19 MAR 2024 15:08:08</p>	

Reference level CH06

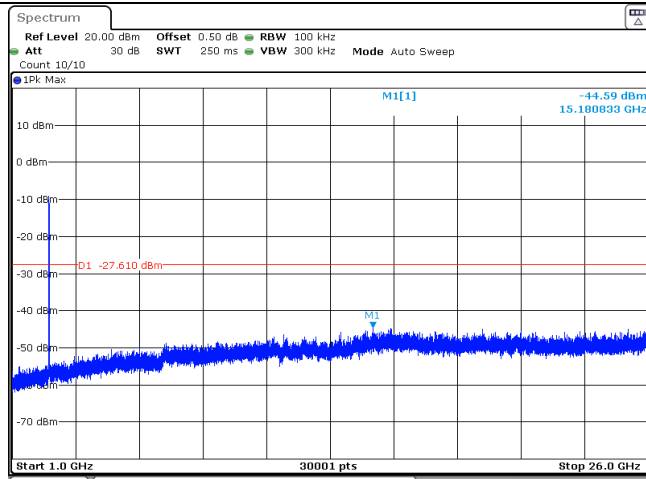


Date: 19/24 APR 2024 15:09:24

CH06

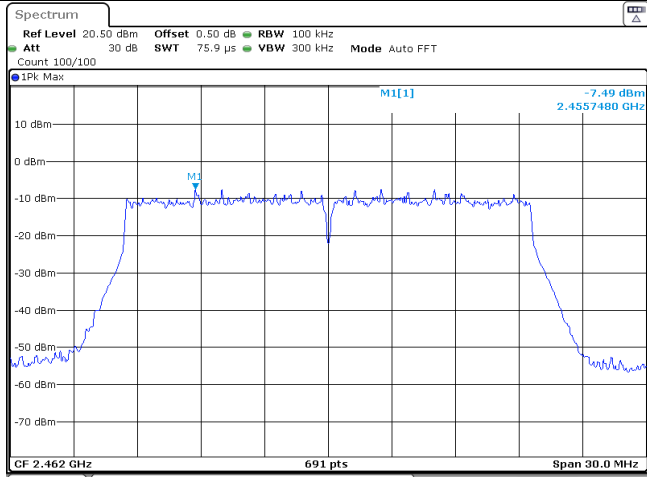


Date: 19/24 APR 2024 15:09:19



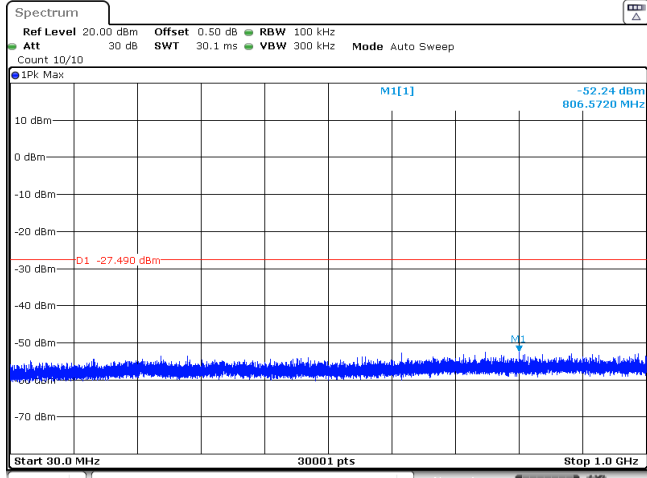
Date: 19/24 APR 2024 15:09:34

Reference level CH11

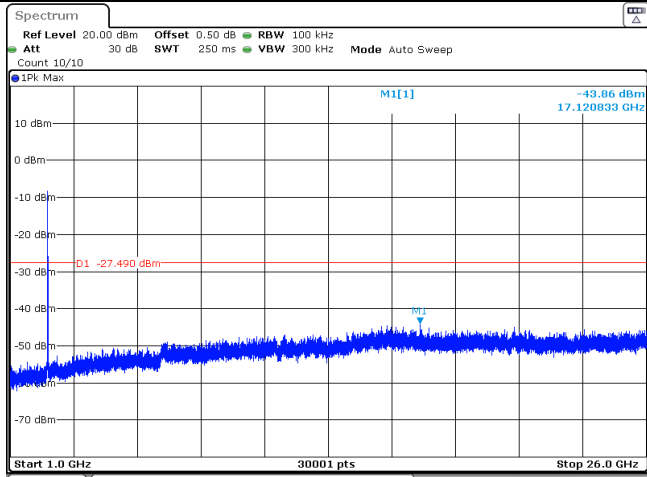


Date: 19/24 APR 2024 15:10:47

CH11



Date: 19/24 APR 2024 15:11:02



Date: 19/24 APR 2024 15:11:17

.....End of Report.....