

Product specification

Model: N/A

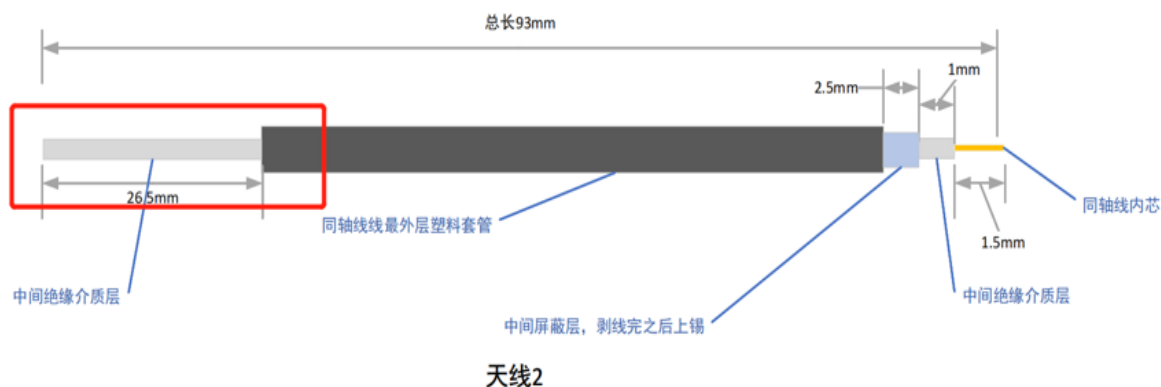
Manufacturer: Shenzhen Yunchuang Century Technology Co., Ltd.

Quick Reference Date

	Antenna module on the system board	
Frequenc Range	2400 ~ 2500MHz	
Ant. Port Input Pwr. (dBm)	0 (Typ. BT class 2 output power)	
Directivity (dBi)	1 (all direction antenna)	
Efficiency (dB)	6 0.2 %	
Gain (dBi)	2.0dBi (Peak Gain)	
Input Impedence(ohm)	50	
Polarization Type	Vertical & Horizontal	
V.S.W.R	< 1.4	

All the technical data and information contained herein are subject to change without prior notice

Antenna Layout & module on the system board

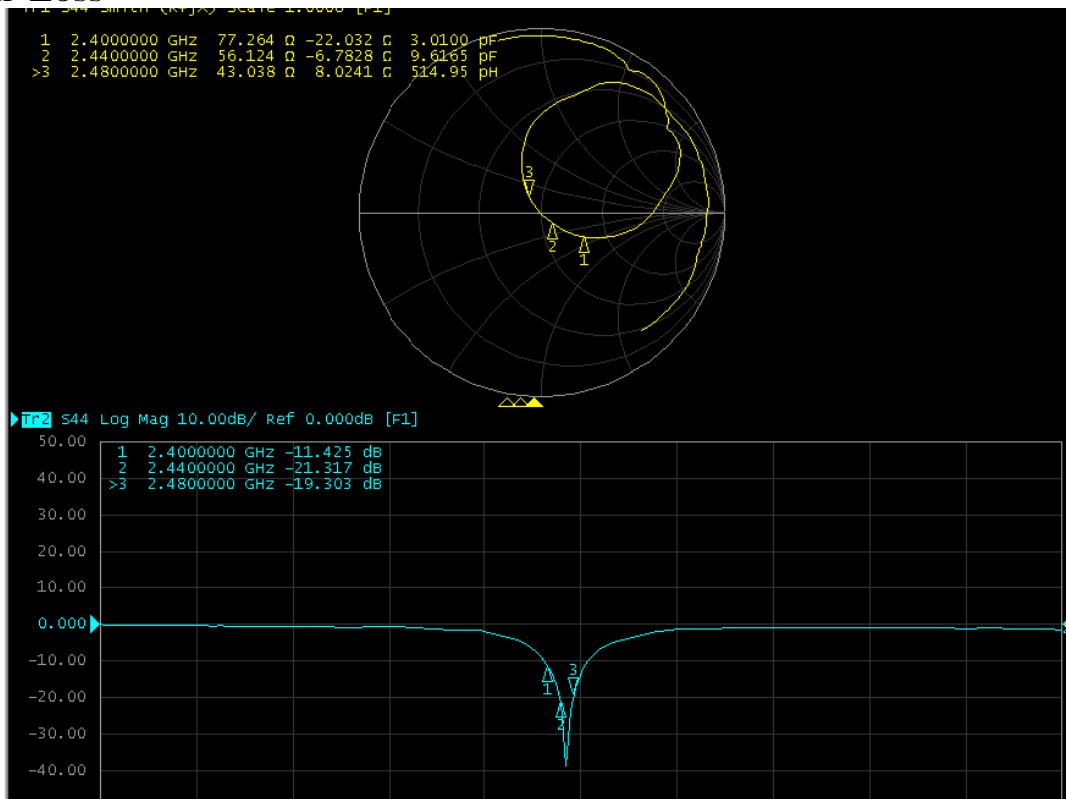


Antenna Gain


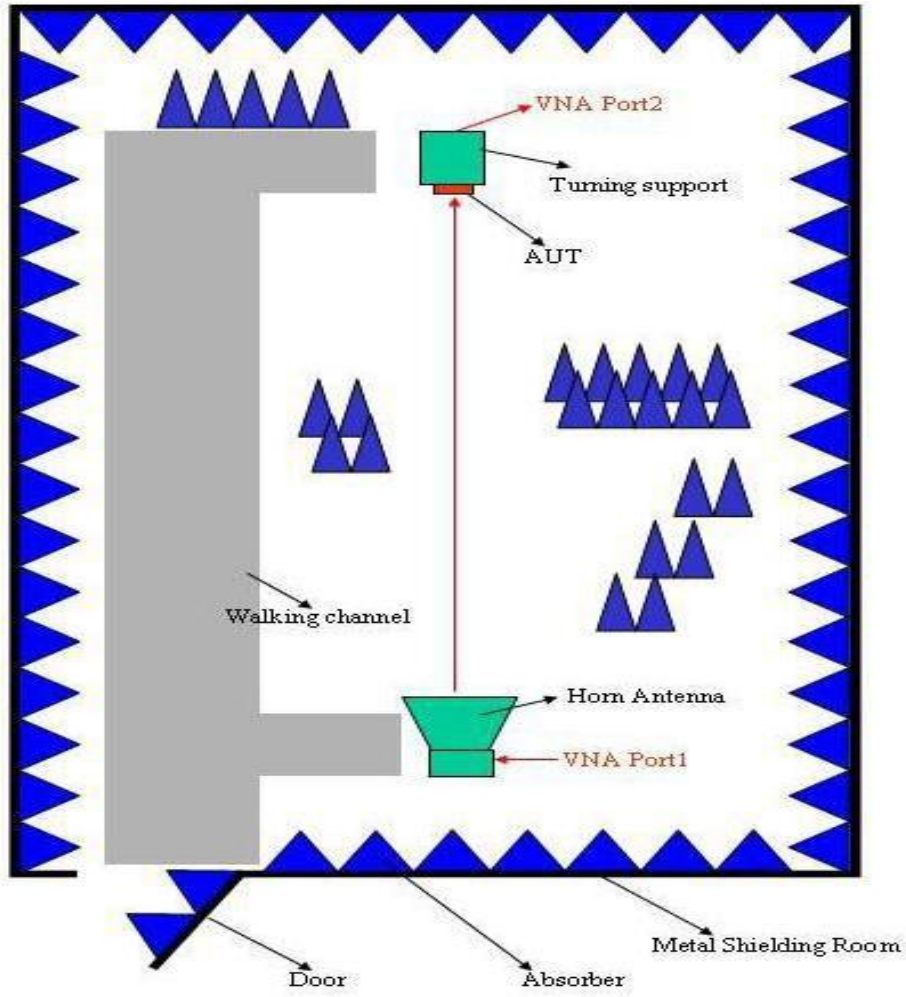
Gain Table

Unit in dBi	XY-plane		XZ-plane		YZ-plane		Efficiency
	Peak	Avg.	Peak	Avg.	Peak	Avg.	
Module Board	2.0	-1.5	-0.9	-6.6	-2.5	-6.1	60.2 %

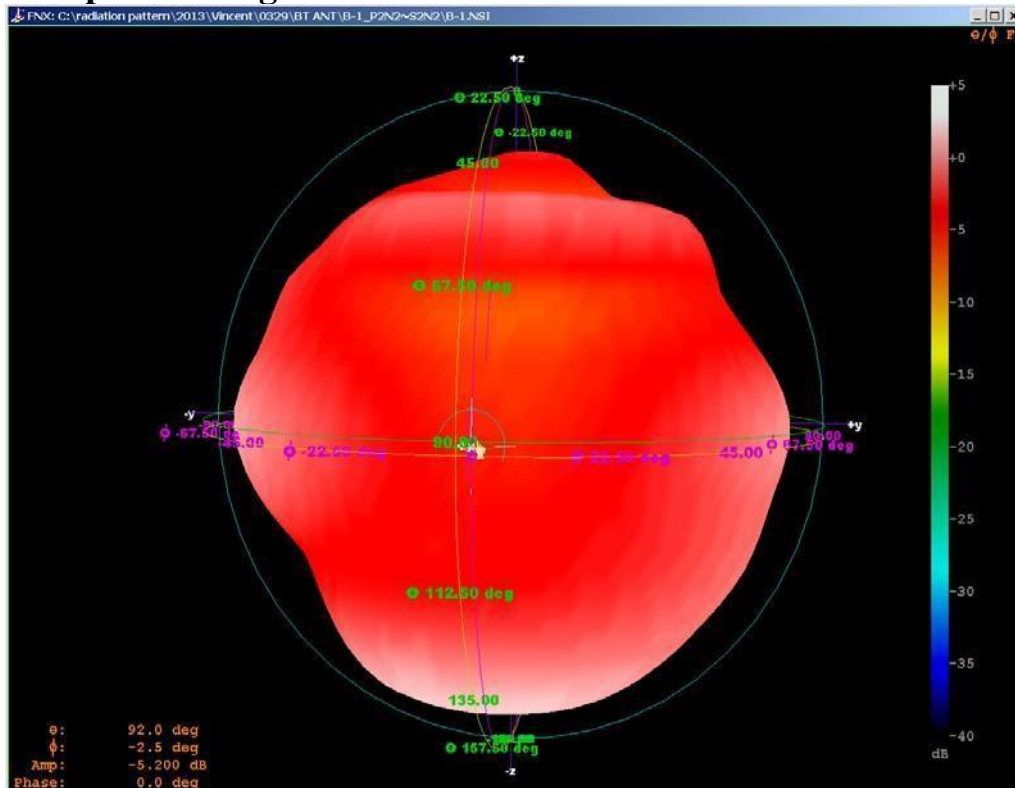
Return Loss



The Environment of Antenna Radiation Pattern

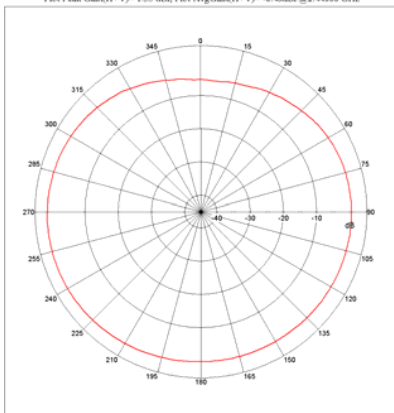


3D radiation pattern diagram



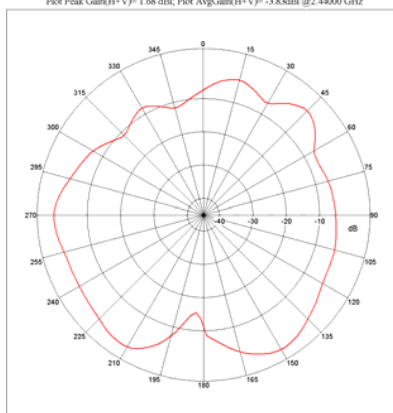
XY-plane

Far-field Power Distribution(H+V) on X-Y Plane
Plot Peak Gain(H+V)= 1.35 dB; Plot AvgGain(H+V)= -0.48dB @2.44000 GHz



XZ-plane

Far-field Power Distribution(H+V) on X-Z Plane
Plot Peak Gain(H+V)= 1.68 dB; Plot AvgGain(H+V)= -3.83dB @2.44000 GHz



YZ-plane

Far-field Power Distribution(H+V) on Y-Z Plane
Plot Peak Gain(H+V)= 1.11 dB; Plot AvgGain(H+V)= -2.99dB @2.44000 GHz

