

# Product Features

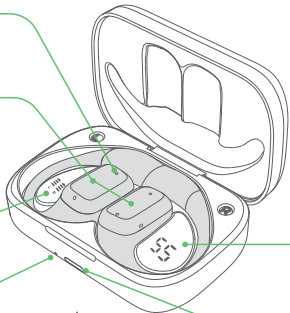
---

Status Light

Touch  
Control Area

Earphone  
Battery Levels

Status Light  
(red indicates low battery/blue  
indicates sufficient battery)



Charging Case  
Battery Levels

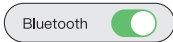
Type-C  
Charging Port

## How To Connect

---

### Notes:

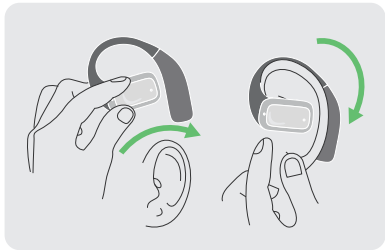
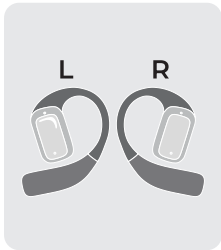
1. Turn on Bluetooth on your phone.



2. Ensure that your phone/computer or other devices are not connected to other audio devices and that the earphones are not connected to other devices.
3. Ensure the earphones' status lights are flashing and have sufficient battery.
4. Placing both earphones back into the charging case and reopening it can solve 90% of pairing problems.

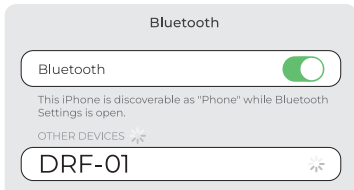
## First-time Connection

1. Open the charging case. This will power on the earphones and activate pairing mode automatically. Take the earphones out of the charging case to begin using them.
2. Wear earphones.



3. Turn on Bluetooth on your phone. Find the name "**DRF-01**" on the Bluetooth device list. Select to initiate active pairing.
4. When you hear the voice prompt "**Connected**," it means the connection is successful.

Note: If the earphones have been connected to your device before, they will automatically reconnect when you use them again with the Bluetooth setting turned on. This saves time and hassle of having to manually connect the earphones each time you use them.



## Specifications

---

Brand Name: DARONGFENG

Model: G303S

Bluetooth Device Name: DRF-01

Input Interface: USBA male/equipped with USBA TYPE-C external adapter

Input Voltage: 5 V

Bluetooth Module Frequency: Bluetooth V5.3

Support Bluetooth Version: Bluetooth HSP, HFP, A2DP, AVRCP

Driver Unit Size: 17x12mm

Charging Case Battery Capacity: 400mAh

Single Earphone Battery Capacity: 60mAh

Warranty Period: 12 Months



CUSTOMER SUPPORT: [service@darongfeng.com](mailto:service@darongfeng.com)

## What's In The Box?

---

- |                             |                                  |
|-----------------------------|----------------------------------|
| 1. Open-Ear Headphones × 2  | 4. Product Carrying Bag × 1      |
| 2. Charging Case × 1        | 5. Quick Guide & User Manual × 1 |
| 3. USB-C Charging Cable × 1 |                                  |

## Customer Support

---

**Hello, Our Valued Customer,**

Thank you for choosing DARONGFENG. We are honored to be a part of your audio experience and look forward to serving you for many years to come.

As a token of our appreciation, we pledge to provide you "VIP" customer service throughout your journey with our product.

Should you have any questions or concerns, please do not hesitate to reach out to our dedicated support team. If you encounter any of the issues listed below, we are here to help you immediately.

## Such As

1. Unable to connect to the device.
2. The charging case's battery does not last long enough.
3. Touch control malfunction/insensitivity.
4. The headphones don't feel comfortable or secure when you wear them.
5. Other issues...

## CONTACT US

1. Email: [service@darongfeng.com](mailto:service@darongfeng.com)
2. By scanning the QR code below, you can enjoy the following VIP benefits:
  - a. Extend the warranty period to 2 years
  - b. Promotional activities and VIP discounts
  - c. View Product Deals
  - d. Get DARONGFENG's latest product offerings

Extend warranty activate  
by scanning the QR code

After Service Email:  
**[service@darongfeng.com](mailto:service@darongfeng.com)**



## Notice

### FCC compliance information statement

This device complies with Part 15 of the FCC Rules. Operation is subject to the following two conditions:

- (1) This device may not cause harmful interference.
  - (2) This device must accept any interference received, including interference that may cause undesired operation.
- Caution: Any changes or modifications not expressly approved by the party responsible for compliance could void the user's authority to operate the equipment.

Note: This equipment has been tested and found to comply with the limits for a Class B digital device, pursuant to Part 15 of the FCC Rules. These limits are designed to provide reasonable protection against harmful interference in a residential installation. This equipment generates uses and can radiate radio frequency energy and, if not installed and used in accordance with the instructions, may cause harmful interference to radio communications. However, there is no guarantee that interference will not occur in a particular installation. If this equipment does cause harmful interference to radio or television reception, which can be determined by turning the equipment off and on, the user is encouraged to try to correct the interference by one or more of the following measures:

- (1) Reorient or relocate the receiving antenna.
- (2) Increase the separation between the equipment and receiver.
- (3) Connect the equipment into an outlet on a circuit different from that to which the receiver is connected.
- (4) Consult the dealer or an experienced radio/TV technician for help.

Warning: changes or modifications not expressly approved by the party responsible for compliance could void the user's authority to operate the equipment

The device has been evaluated to meet general RF exposure requirements, the device can be used in portable exposure conditions without restriction



V1.0

Made in China

# DARONGFENG

Open-Ear  
Headphones

## USER MANUAL

Model: G303S



CUSTOMER SUPPORT:  
[service@darongfeng.com](mailto:service@darongfeng.com)

