



2DH5_Ant1_2402



2DH5_Ant1_2441

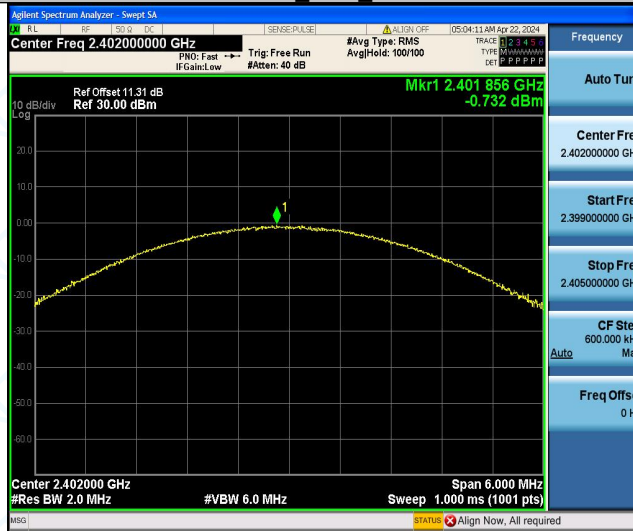


2DH5_Ant1_2480





3DH5_Ant1_2402



3DH5_Ant1_2441



3DH5_Ant1_2480





Appendix C: Carrier frequency separation

Test Result

Test Mode	Antenna	Freq(MHz)	Result[MHz]	Limit[MHz]	Verdict
DH5	Ant1	Hop	0.998	≥ 0.924	PASS
2DH5	Ant1	Hop	1.27	≥ 0.890	PASS
3DH5	Ant1	Hop	1.022	≥ 0.860	PASS



Test Graphs

DH5_Ant1_Hop



2DH5_Ant1_Hop



3DH5_Ant1_Hop





Appendix D: Dwell Time

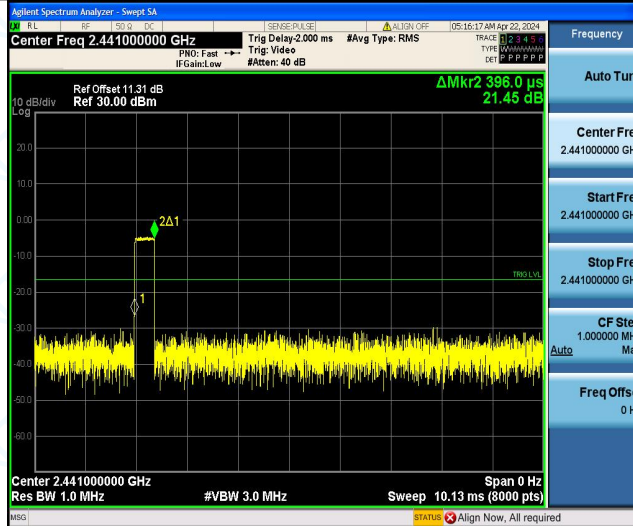
Test Result

Test Mode	Antenna	Freq(MHz)	BurstWidth [ms]	TotalHops [Num]	Result[s]	Limit[s]	Verdict
DH1	Ant1	Hop	0.396	320	0.127	≤0.4	PASS
DH3	Ant1	Hop	1.652	160	0.264	≤0.4	PASS
DH5	Ant1	Hop	2.901	106.67	0.309	≤0.4	PASS
2DH1	Ant1	Hop	0.405	320	0.13	≤0.4	PASS
2DH3	Ant1	Hop	1.657	160	0.265	≤0.4	PASS
2DH5	Ant1	Hop	2.906	106.67	0.31	≤0.4	PASS
3DH1	Ant1	Hop	0.407	320	0.13	≤0.4	PASS
3DH3	Ant1	Hop	1.657	160	0.265	≤0.4	PASS
3DH5	Ant1	Hop	2.908	106.67	0.31	≤0.4	PASS

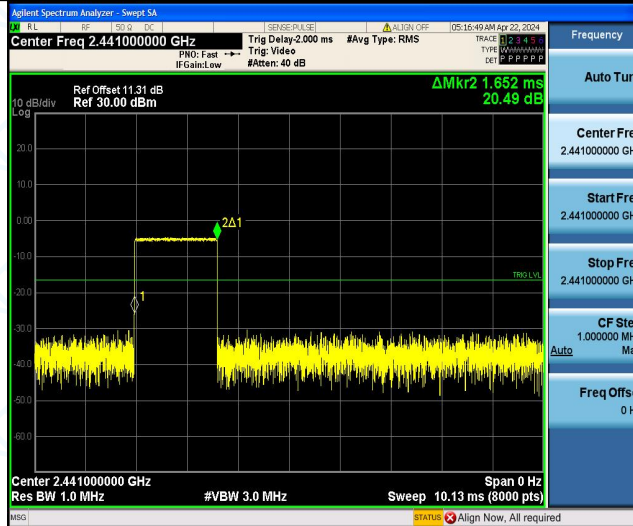


Test Graphs

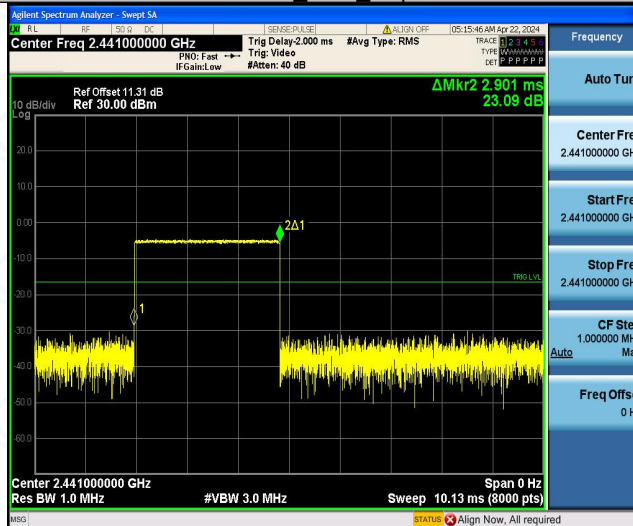
DH1_Ant1_Hop



DH3_Ant1_Hop

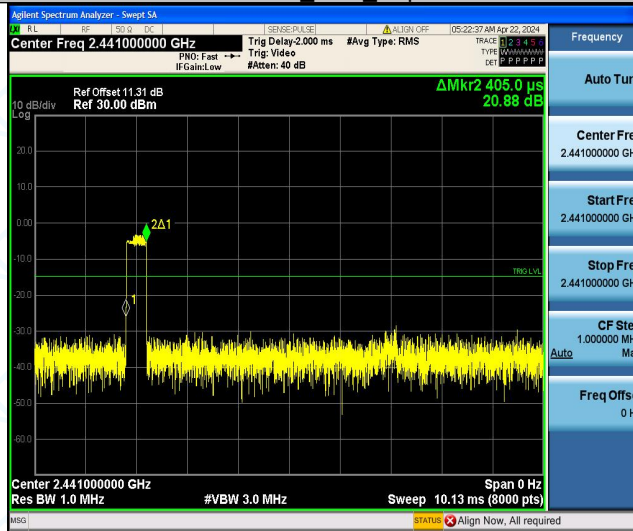


DH5_Ant1_Hop

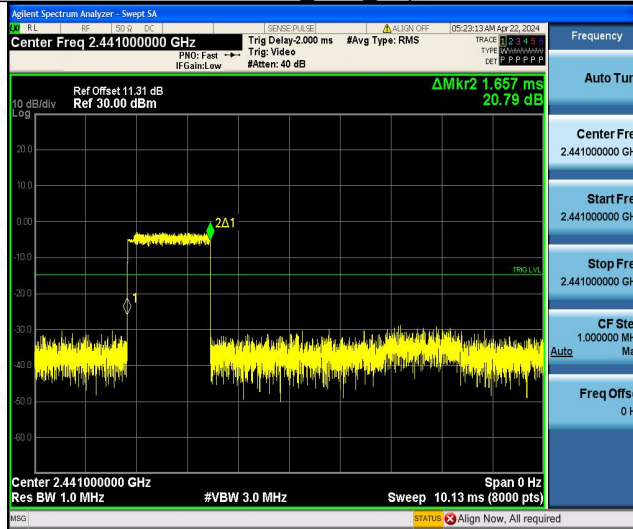




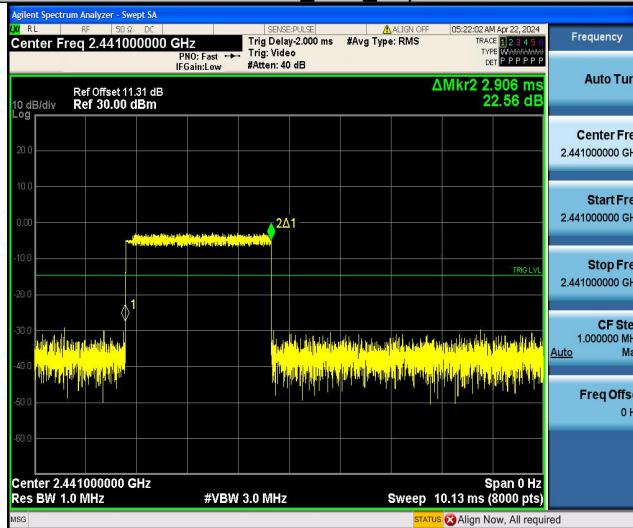
2DH1 Ant1 Hop



2DH3 Ant1 Hop

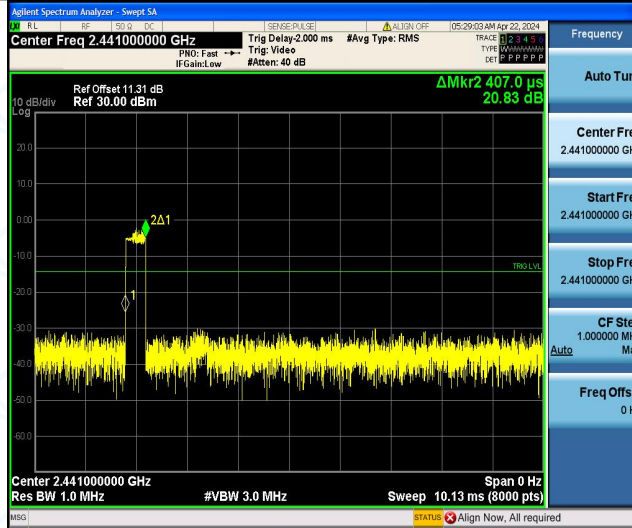


2DH5 Ant1 Hop

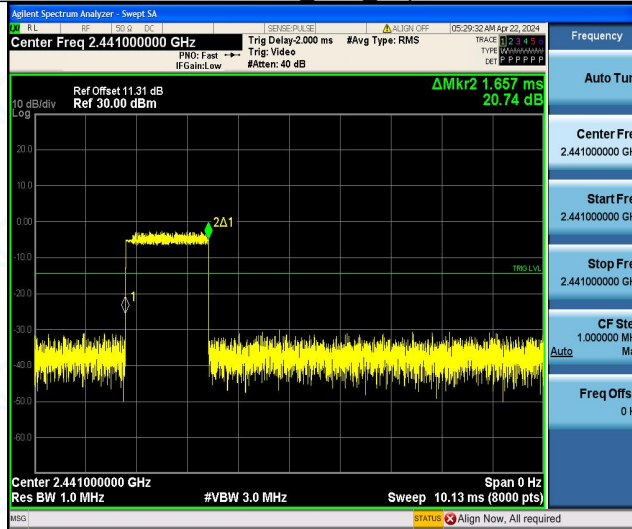




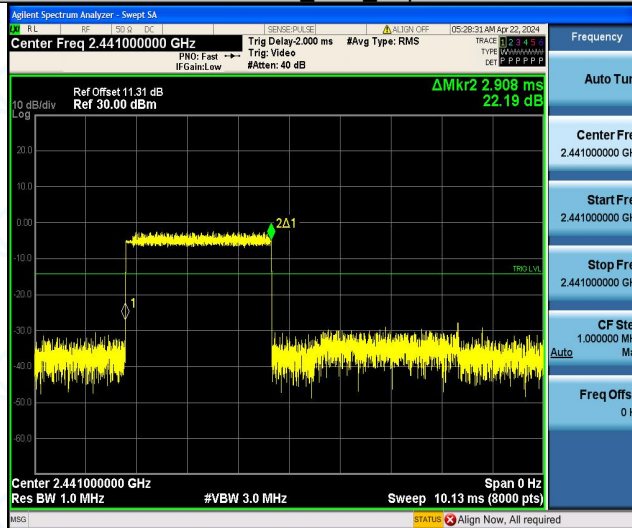
3DH1 Ant1 Hop



3DH3 Ant1 Hop



3DH5 Ant1 Hop





Appendix F: Number of hopping channels

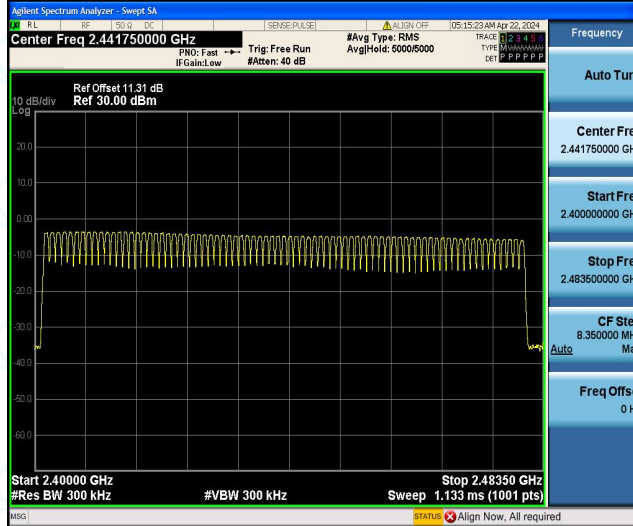
Test Result

TestMode	Antenna	Freq(MHz)	Result[Num]	Limit[Num]	Verdict
DH5	Ant1	Hop	79	≥15	PASS
2DH5	Ant1	Hop	79	≥15	PASS
3DH5	Ant1	Hop	79	≥15	PASS

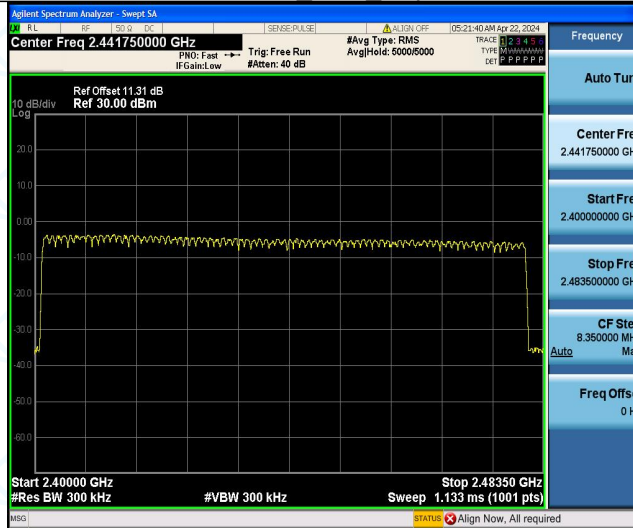


Test Graphs

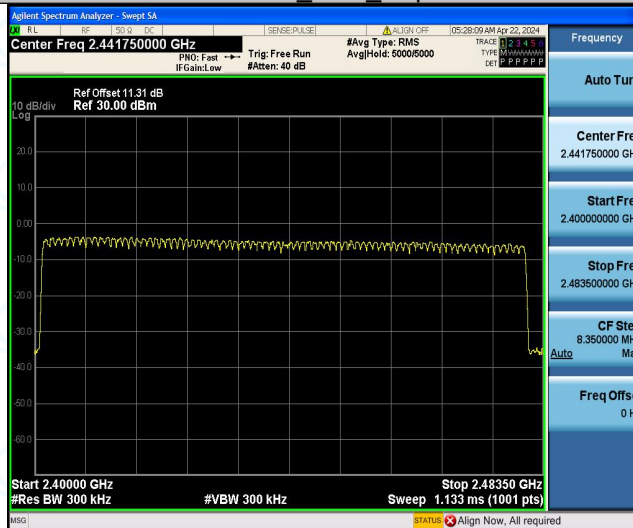
DH5_Ant1_Hop



2DH5_Ant1_Hop



3DH5_Ant1_Hop





Appendix F: Band edge measurements

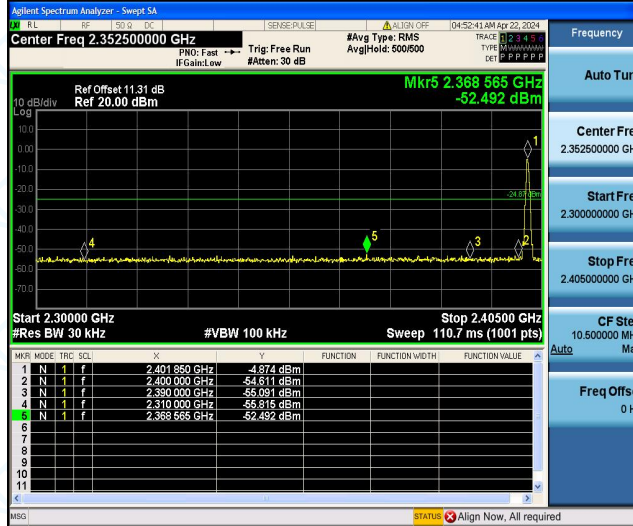
Test Result

Test Mode	Antenna	Ch Name	Freq(MHz)	Ref Level [dBm]	Result [dBm]	Limit [dBm]	Verdict
DH5	Ant1	Low	2402	-4.87	-52.49	≤ -24.87	PASS
		High	2480	-7.00	-52.83	≤ -27	PASS
		Low	Hop_2402	-6.98	-53.31	≤ -26.98	PASS
		High	Hop_2480	-8.52	-52.75	≤ -28.52	PASS
2DH5	Ant1	Low	2402	-6.51	-53.5	≤ -26.51	PASS
		High	2480	-9.10	-52.93	≤ -29.1	PASS
		Low	Hop_2402	-7.17	-53.45	≤ -27.17	PASS
		High	Hop_2480	-9.41	-52.48	≤ -29.41	PASS
3DH5	Ant1	Low	2402	-5.39	-51.76	≤ -25.39	PASS
		High	2480	-10.63	-52.29	≤ -30.63	PASS
		Low	Hop_2402	-6.19	-52.98	≤ -26.19	PASS
		High	Hop_2480	-9.62	-52.6	≤ -29.62	PASS

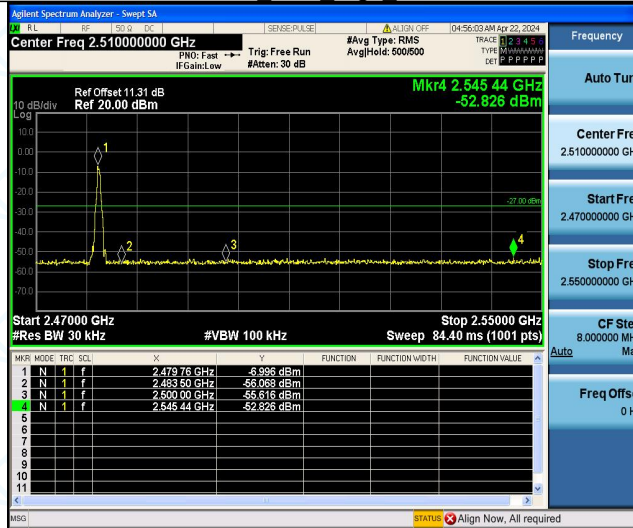


Test Graphs

DH5_Ant1_Low_2402



DH5_Ant1_High_2480

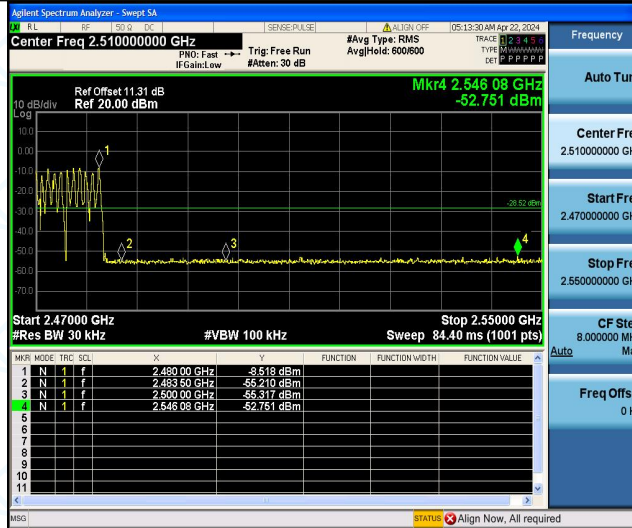


DH5_Ant1_Low_Hop_2402

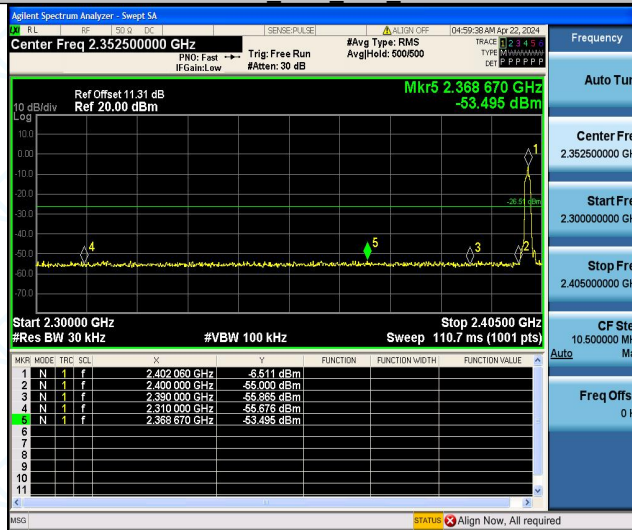




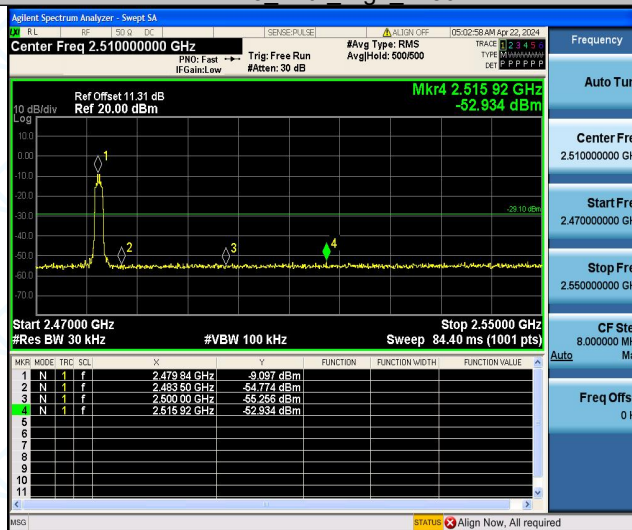
DH5_Ant1_High_Hop_2480



2DH5_Ant1_Low_2402

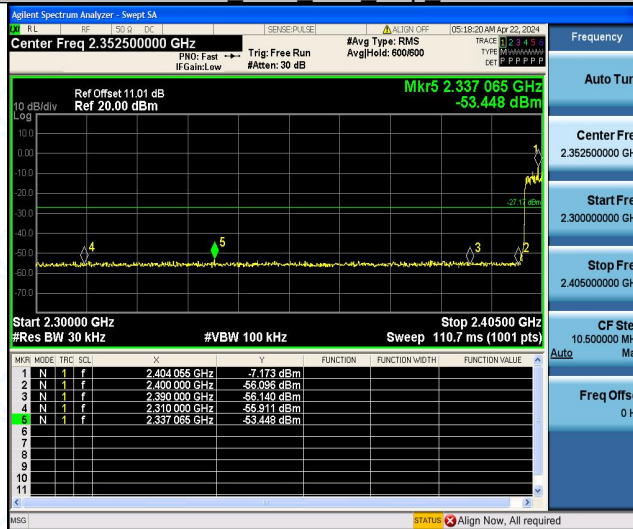


2DH5_Ant1_High_2480

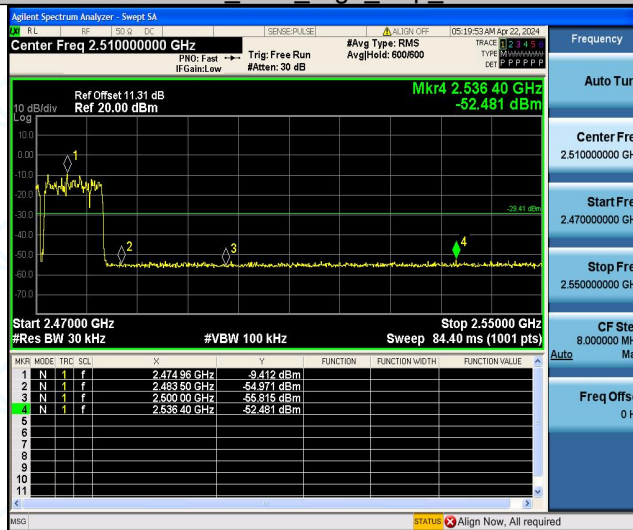




2DH5_Ant1_Low_Hop_2402



2DH5_Ant1_High_Hop_2480



3DH5_Ant1_Low_2402

