



2DH5_Ant1_2402



2DH5_Ant1_2441



2DH5_Ant1_2480





3DH5_Ant1_2402



3DH5_Ant1_2441



3DH5_Ant1_2480





Appendix C: Carrier frequency separation

Test Result

Test Mode	Antenna	Freq(MHz)	Result[MHz]	Limit[MHz]	Verdict
DH5	Ant1	Hop	1.002	≥0.710	PASS
2DH5	Ant1	Hop	1.186	≥0.852	PASS
3DH5	Ant1	Hop	1.006	≥0.864	PASS



Test Graphs

DH5_Ant1_Hop



2DH5_Ant1_Hop



3DH5_Ant1_Hop





Appendix D: Dwell Time

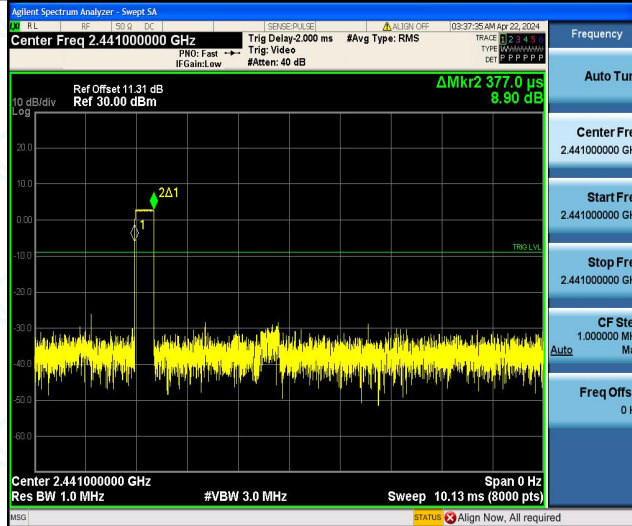
Test Result

Test Mode	Antenna	Freq(MHz)	BurstWidth [ms]	TotalHops [Num]	Result[s]	Limit[s]	Verdict
DH1	Ant1	Hop	0.377	320	0.121	≤0.4	PASS
DH3	Ant1	Hop	1.642	160	0.263	≤0.4	PASS
DH5	Ant1	Hop	2.889	106.67	0.308	≤0.4	PASS
2DH1	Ant1	Hop	0.386	320	0.124	≤0.4	PASS
2DH3	Ant1	Hop	1.638	160	0.262	≤0.4	PASS
2DH5	Ant1	Hop	2.885	106.67	0.308	≤0.4	PASS
3DH1	Ant1	Hop	0.386	320	0.124	≤0.4	PASS
3DH3	Ant1	Hop	1.635	160	0.262	≤0.4	PASS
3DH5	Ant1	Hop	2.887	106.67	0.308	≤0.4	PASS

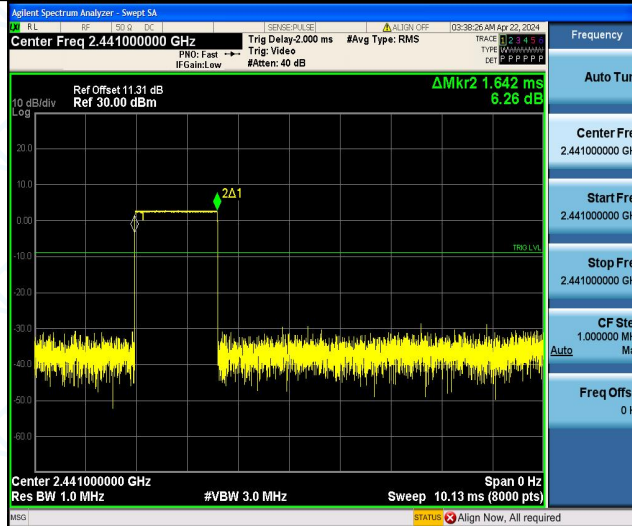


Test Graphs

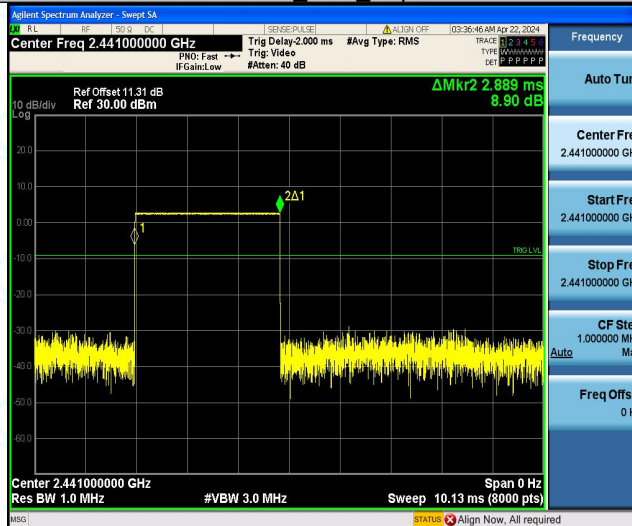
DH1_Ant1_Hop



DH3_Ant1_Hop

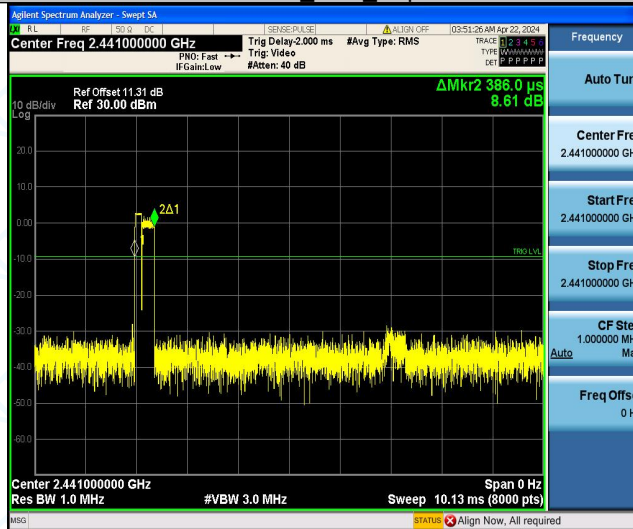


DH5_Ant1_Hop





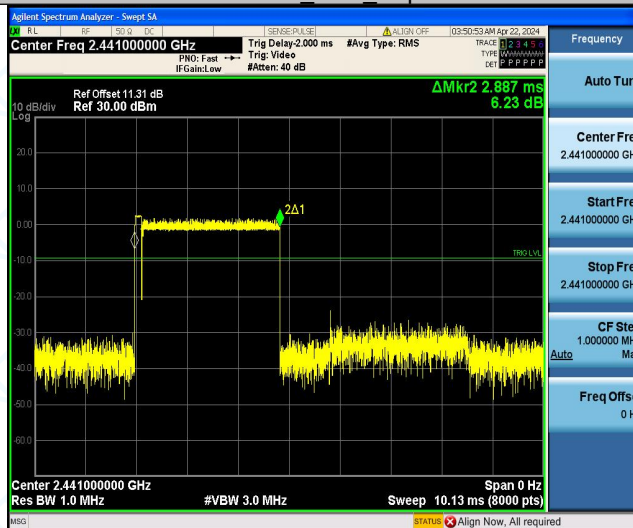
3DH1 Ant1 Hop



3DH3 Ant1 Hop



3DH5 Ant1 Hop





Appendix F: Number of hopping channels

Test Result

TestMode	Antenna	Freq(MHz)	Result[Num]	Limit[Num]	Verdict
DH5	Ant1	Hop	79	≥15	PASS
2DH5	Ant1	Hop	79	≥15	PASS
3DH5	Ant1	Hop	79	≥15	PASS

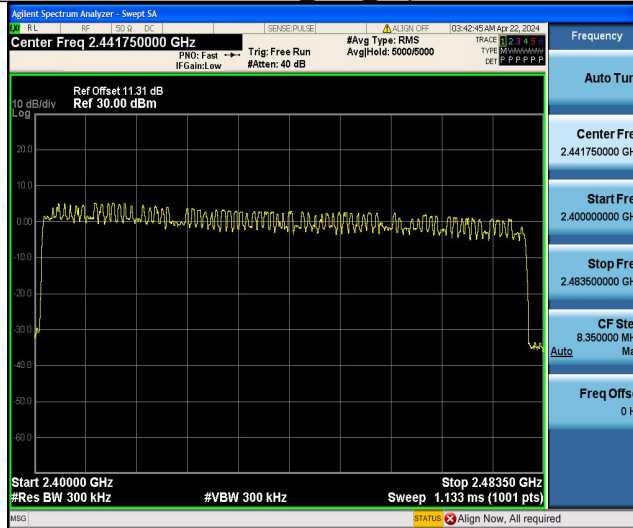


Test Graphs

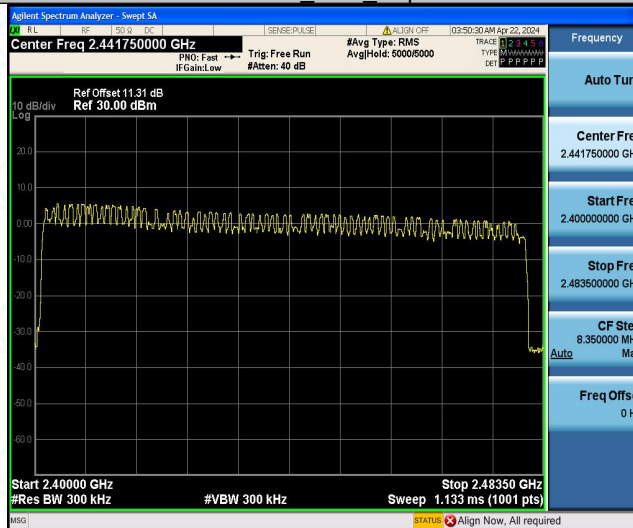
DH5_Ant1_Hop



2DH5_Ant1_Hop



3DH5_Ant1_Hop





Appendix F: Band edge measurements

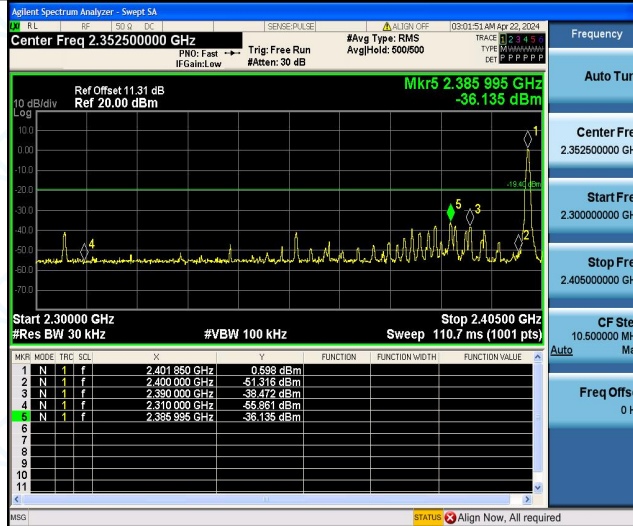
Test Result

Test Mode	Antenna	Ch Name	Freq(MHz)	Ref Level [dBm]	Result [dBm]	Limit [dBm]	Verdict
DH5	Ant1	Low	2402	0.60	-36.14	≤ -19.4	PASS
		High	2480	-3.41	-43.26	≤ -23.41	PASS
		Low	Hop_2402	3.24	-35.03	≤ -16.76	PASS
		High	Hop_2480	-2.19	-47.26	≤ -22.19	PASS
2DH5	Ant1	Low	2402	2.85	-36.31	≤ -17.15	PASS
		High	2480	-2.72	-42.69	≤ -22.72	PASS
		Low	Hop_2402	-0.13	-38.18	≤ -20.13	PASS
		High	Hop_2480	-3.54	-48.64	≤ -23.54	PASS
3DH5	Ant1	Low	2402	2.77	-35.71	≤ -17.23	PASS
		High	2480	-2.56	-42.41	≤ -22.56	PASS
		Low	Hop_2402	2.18	-39.46	≤ -17.82	PASS
		High	Hop_2480	-1.85	-48.48	≤ -21.85	PASS

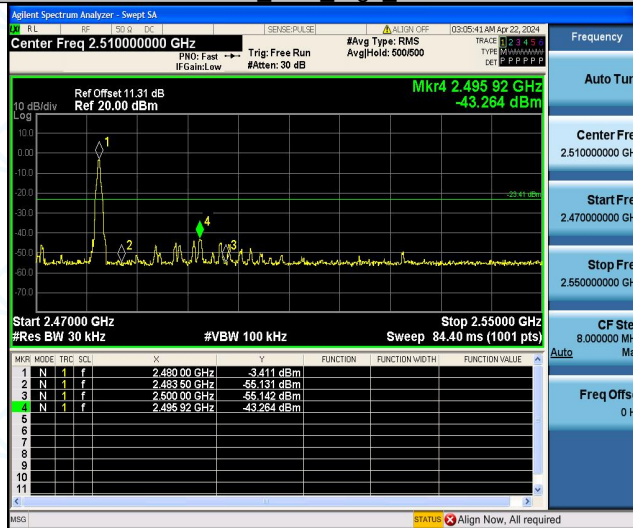


Test Graphs

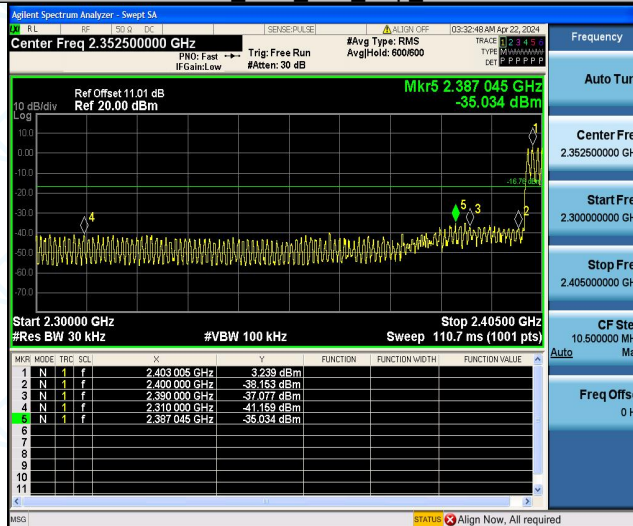
DH5_Ant1_Low_2402



DH5_Ant1_High_2480

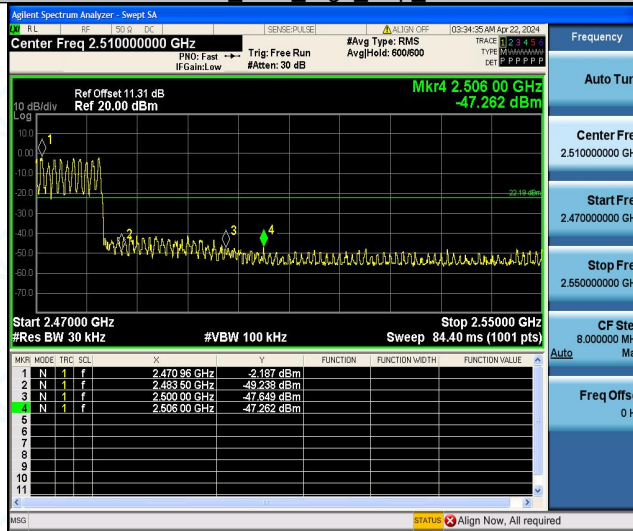


DH5_Ant1_Low_Hop_2402

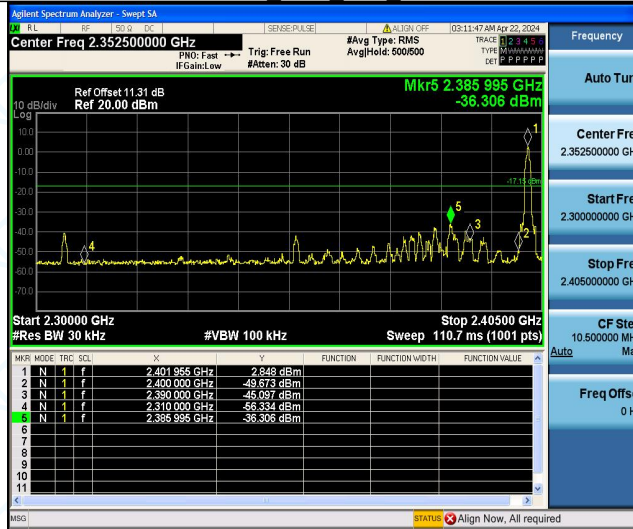




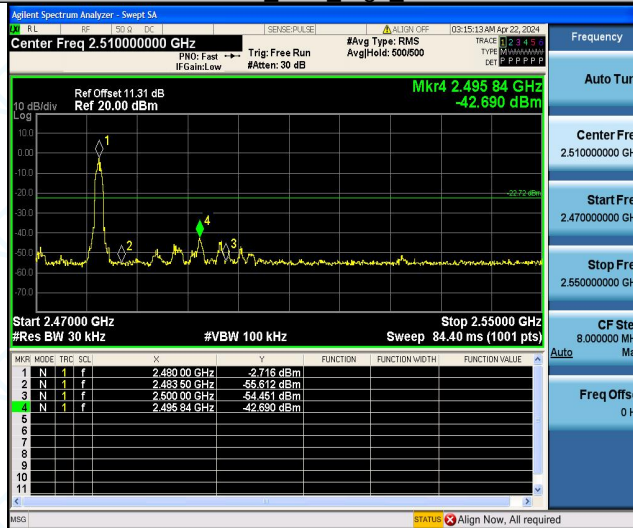
DH5_Ant1_High_Hop_2480



2DH5_Ant1_Low_2402

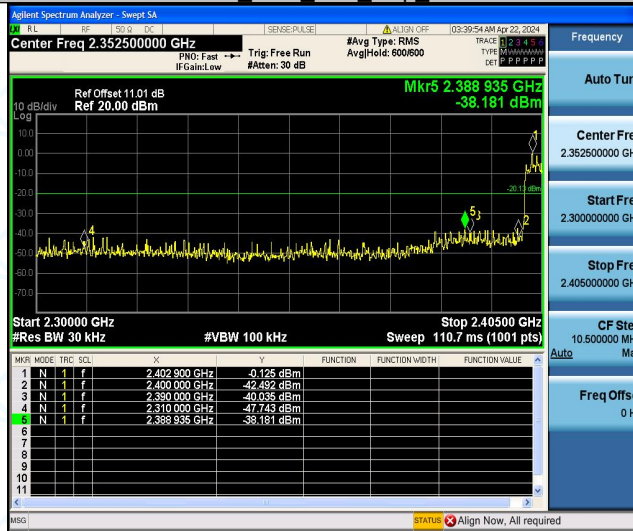


2DH5_Ant1_High_2480

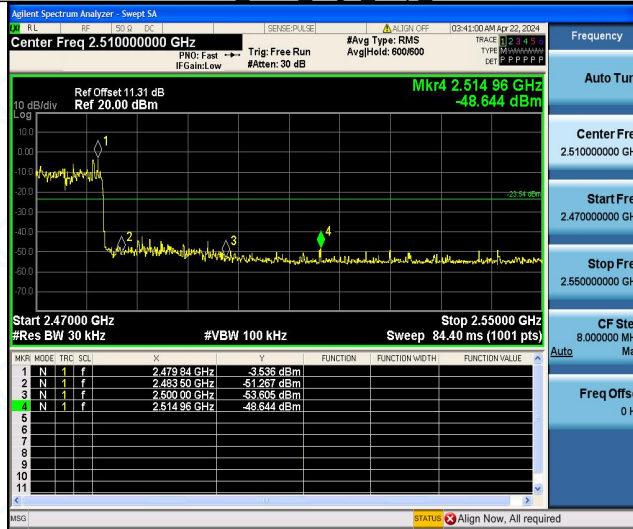




2DH5 Ant1 Low Hop 2402



2DH5 Ant1 High Hop 2480



3DH5 Ant1 Low 2402

