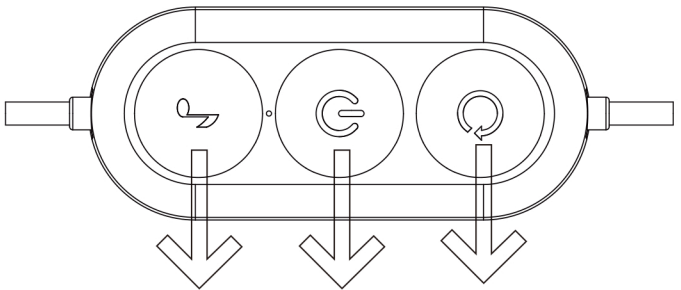


Instructions for Use

1



Scan Code Download APP



Rhythm Mode


Switch

Dynamic Mode

Smart Wi-Fi controller

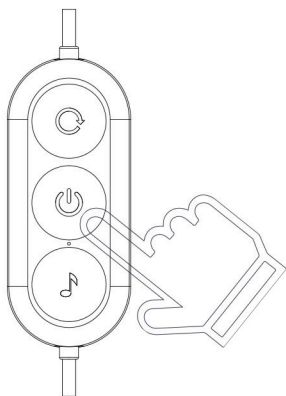
2

Scan the QR Code to Download
the TUYA APP



3

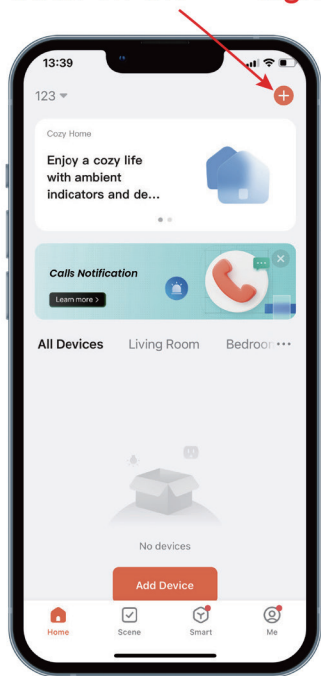
Long press the switch button 8s until the light flashes red (keep pressing it until the red light flashes to release)



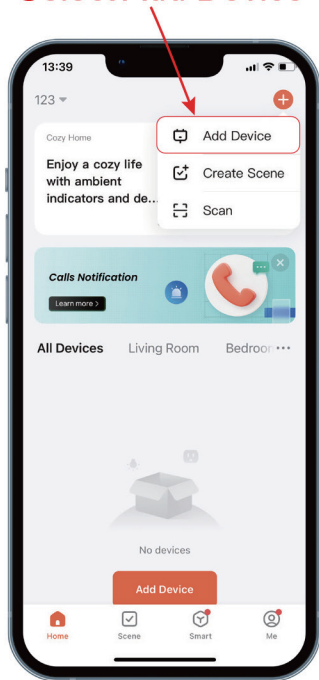
4

Network Configuration 1: Click the "+" sign to add a device

Click on the "+" sign

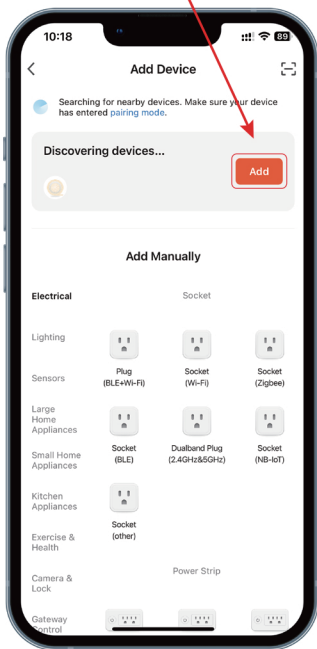


Select Add Device



5 Network Configuration 1: Click Add

Click "Add"

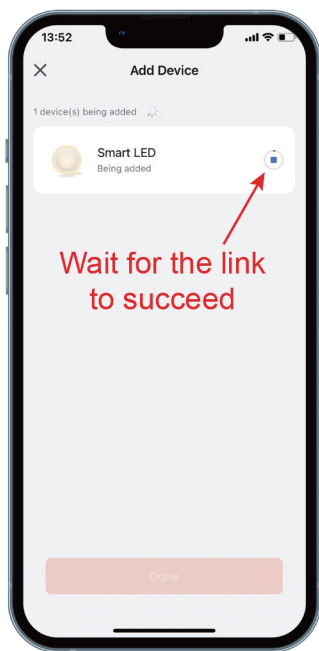


6

Network Configuration 1:
Input your wi-fi password and
wait seconds to pair



7 Network Configuration 1:
Currently matching Wi-Fi, Wait 5
seconds to complete matching



1

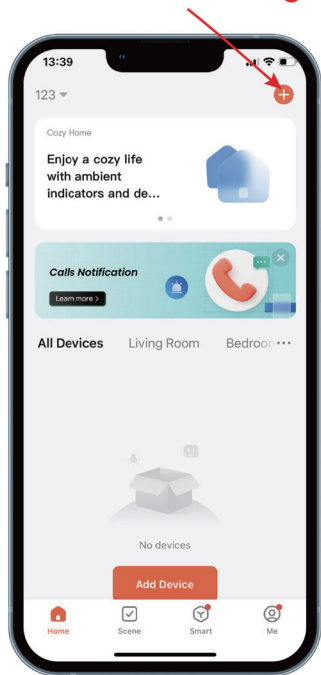
Network configuration 2: Press and hold the "ON" button until the red light flashes

Press and hold the "ON" button for 8 seconds

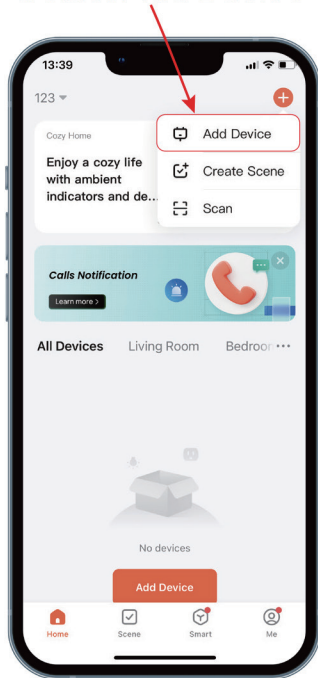


2 Network Configuration 2: Click the "+" sign to add a device

Click on the "+" sign

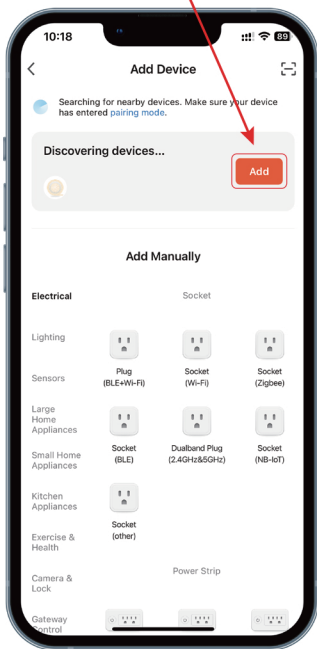


Select Add Device



3 Network Configuration 2: Click Add

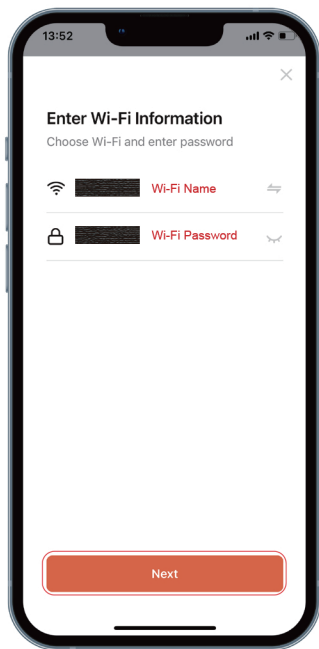
Click "Add"



4

Network Configuration 2:
Input your wi-fi password and
wait seconds to pair

Your Home/Office Wi-Fi
Name and Password

A smartphone screen displaying a Wi-Fi configuration interface. The status bar at the top shows the time 13:52, signal strength, Wi-Fi, and battery icons. The screen title is "Enter Wi-Fi Information" with a close button (X) in the top right. Below the title is the instruction "Choose Wi-Fi and enter password". There are two input fields: the first is labeled "Wi-Fi Name" with a Wi-Fi icon on the left and a right-pointing arrow on the right; the second is labeled "Wi-Fi Password" with a lock icon on the left and a right-pointing arrow on the right. Both input fields contain blacked-out text. At the bottom of the screen is a large orange button with the text "Next".

13:52

Enter Wi-Fi Information

Choose Wi-Fi and enter password

Wi-Fi Name

Wi-Fi Password

Next

Network Configuration 2:

5

Currently matching Wi-Fi, Wait 3-5 seconds to complete matching

