

Antenna Describe

1: Antenna Describe

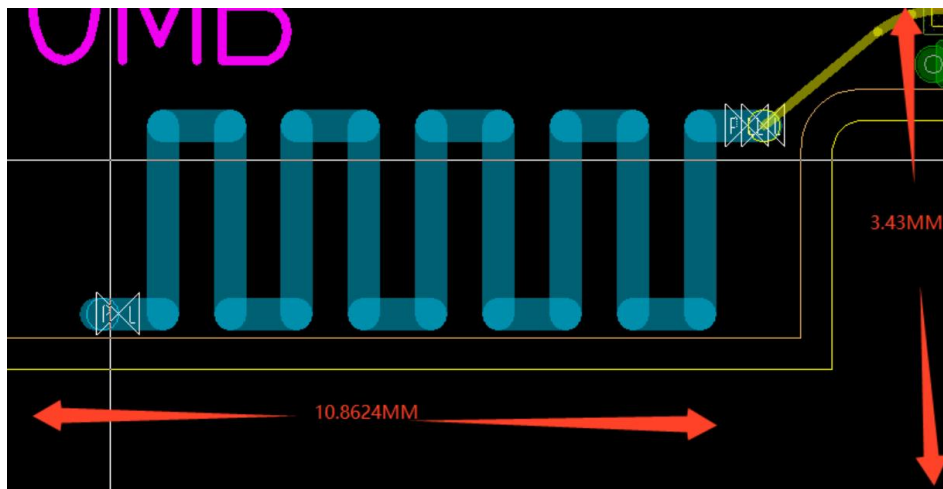
No	Parameter	Specification
1	Antenna	PCB
2	Return Loss	<-10dB
3	Antenna Gain	-1.08dBi
4	Frequency Range	2400-2500MHz
5	Antenna efficiency	35-80%
6	Connector Type	Direct
7	Location of measurement (company name)	Xiamen Hanin Electronic Technology Co.,Ltd.
8	Azimuth	Omni-directional
9	Impedance	50 Ω
10	Operating Temperature	-40~105°C

2: External View Drawing

Picture of antenna

Xiamen Hanin Electronic Technology Co.,Ltd.

Type of Antenna: PCB Antenna



3. Typical Free Space Efficiency and gain

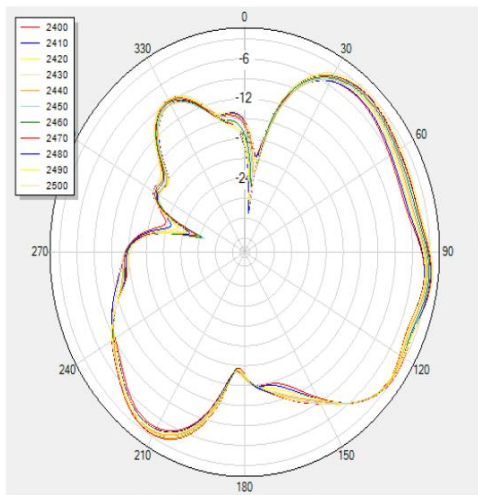
Frequency/M Hz	2400	2410	2420	2430	2450	2460	2470	2480	2490	2500
Peak Gain/dBi	-1.43	-1.39	-1.46	-1.28	-1.34	-1.27	-1.2	-1.08	-1.14	-1.08
Efficiency%	24.24	24.22	24.21	24.97	25.00	25.66	26.33	27.50	27.60	27.95

4. Typical Free Spaces Radiation Pattern

(1) X-Z Plane:

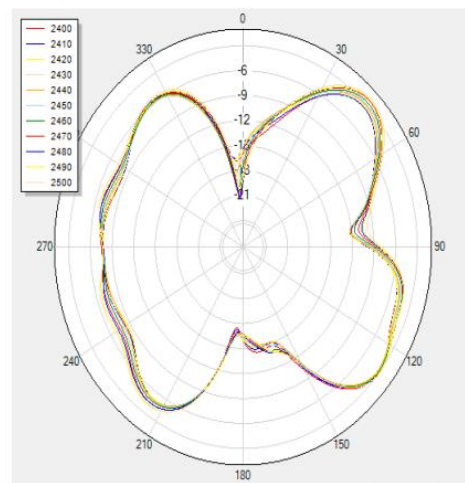
(1) X-Z Plane:

V Phi=0

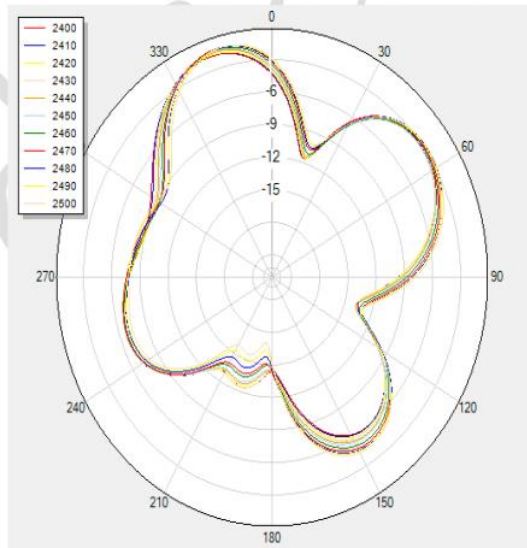


(2) Y-Z Plane:

V Phi=90



(3) X-Y Plane:
H Theta=90



5. Typical Free Spaces 3D Radiation Pattern at 2.45GHZ

