

TEST SETUP PHOTOGRAPHS

Conducted Emissions front View- Powered by Adapter



Conducted Emissions side View- Powered by Adapter




Conducted Emissions front View-Powered by POE



Conducted Emissions side View-Powered by POE




Radiated Emission 9k-30MHz Parallel View-Powered by Adapter




Radiated Emission 9k-30MHz Perpendicular View-Powered by Adapter




Radiated Emission 9k-30MHz Ground-parallel View-Powered by Adapter




Radiated Emission 30M-1GHz View-Powered by Adapter




Radiated Emission 9k-30MHz Parallel View-Powered by POE




Radiated Emission 9k-30MHz Perpendicular View-Powered by POE



Radiated Emission 9k-30MHz Ground-parallel View-Powered by POE



Radiated Emission 30M-1GHz View-Powered by POE



Radiated Emission Above 1GHz View-1-18G



Radiated Emission Above 1GHz View-18-25G

