

Appendix E

RF Test Data for 5.3GWIFI(Conducted Measurement)

Product Name: smart handheld terminal

Test Model: KP36



立讯检测股份
LCS Testing Lab



立讯检测股份
LCS Testing Lab



立讯检测股份
LCS Testing Lab

Environmental Conditions

Temperature:	23.8° C
Relative Humidity:	52.1%
ATM Pressure:	100.0 kPa
Test Engineer:	Paddi Chen
Supervised by:	Nick Peng



立讯检测股份
LCS Testing Lab



立讯检测股份
LCS Testing Lab



立讯检测股份
LCS Testing Lab



立讯检测股份
LCS Testing Lab



立讯检测股份
LCS Testing Lab



立讯检测股份
LCS Testing Lab



立讯检测股份
LCS Testing Lab



立讯检测股份
LCS Testing Lab



立讯检测股份
LCS Testing Lab



立讯检测股份
LCS Testing Lab



立讯检测股份
LCS Testing Lab





E.1 -26dB Bandwidth

Condition	Mode	Frequency (MHz)	Antenna	-26 dB Bandwidth (MHz)	Limit -26 dB Bandwidth (MHz)	Verdict
NVNT	a	5260	Ant1	27.062	---	Pass
NVNT	a	5300	Ant1	27.697	---	Pass
NVNT	a	5320	Ant1	27.494	---	Pass
NVNT	n20	5260	Ant1	28.852	---	Pass
NVNT	n20	5300	Ant1	28.177	---	Pass
NVNT	n20	5320	Ant1	25.917	---	Pass
NVNT	n40	5270	Ant1	44.87	---	Pass
NVNT	n40	5310	Ant1	43.454	---	Pass
NVNT	ac20	5260	Ant1	27.555	---	Pass
NVNT	ac20	5300	Ant1	28.77	---	Pass
NVNT	ac20	5320	Ant1	28.035	---	Pass
NVNT	ac40	5270	Ant1	43.189	---	Pass
NVNT	ac40	5310	Ant1	43.949	---	Pass
NVNT	ac80	5290	Ant1	78.677	---	Pass

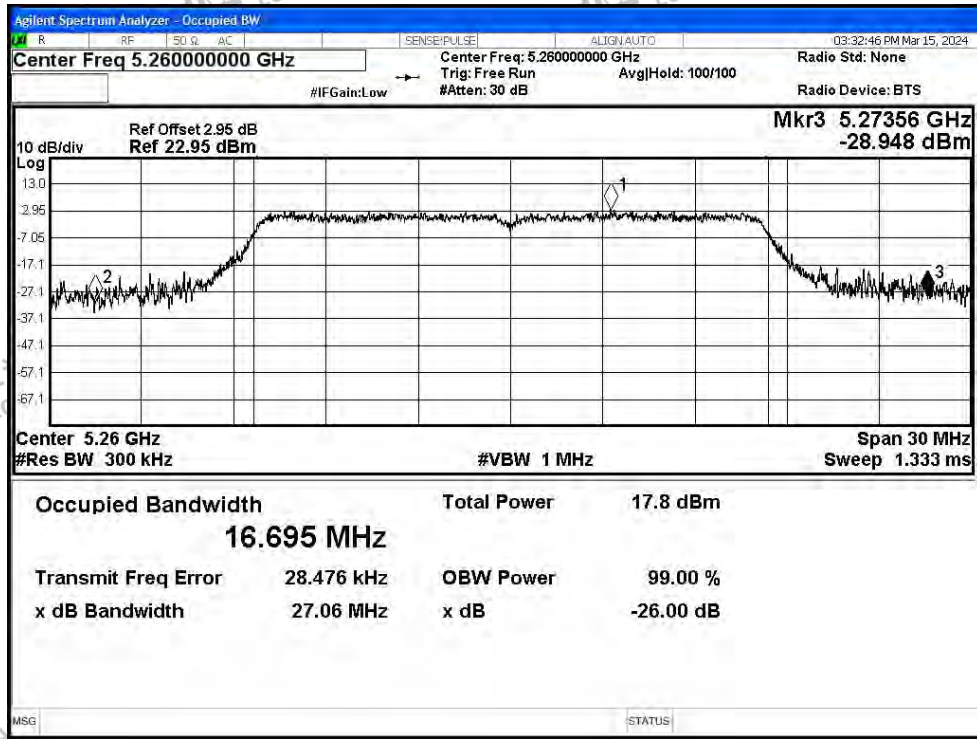


Shenzhen LCS Compliance Testing Laboratory Ltd.
 Add: 101, 201 Bldg A & 301 Bldg C, Juji Industrial Park Yabianxueziwei, Shajing Street, Baoan District, Shenzhen, 518000, China
 Tel: +(86) 0755-82591330 | E-mail: webmaster@lcs-cert.com | Web: www.lcs-cert.com
 Scan code to check authenticity

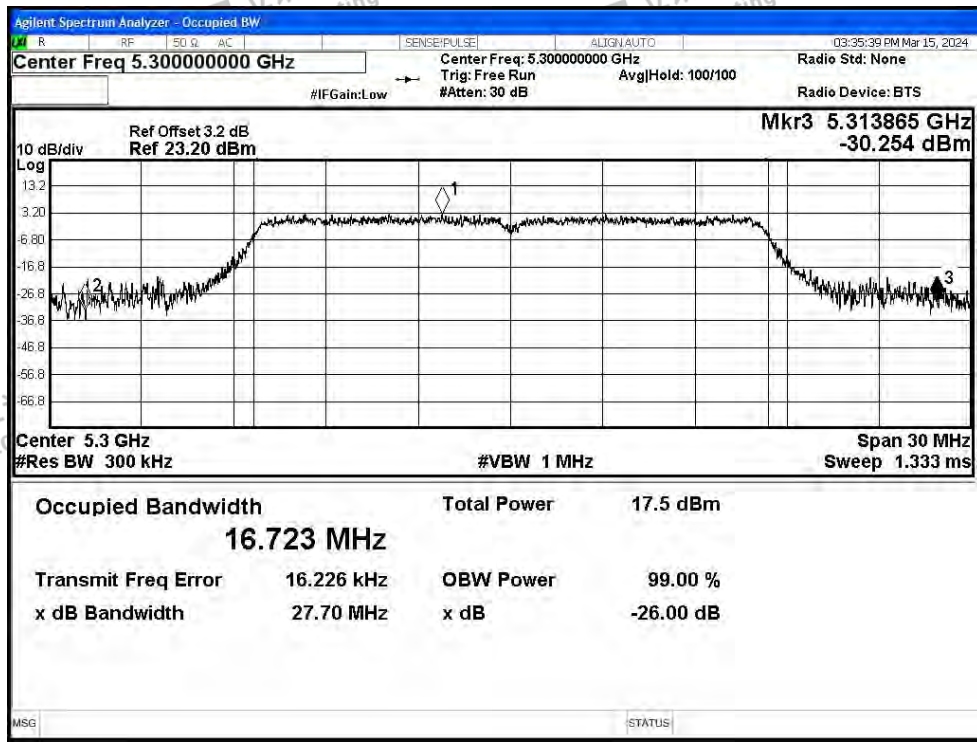


Test Graphs

-26dB Bandwidth NVNT a 5260MHz Ant1

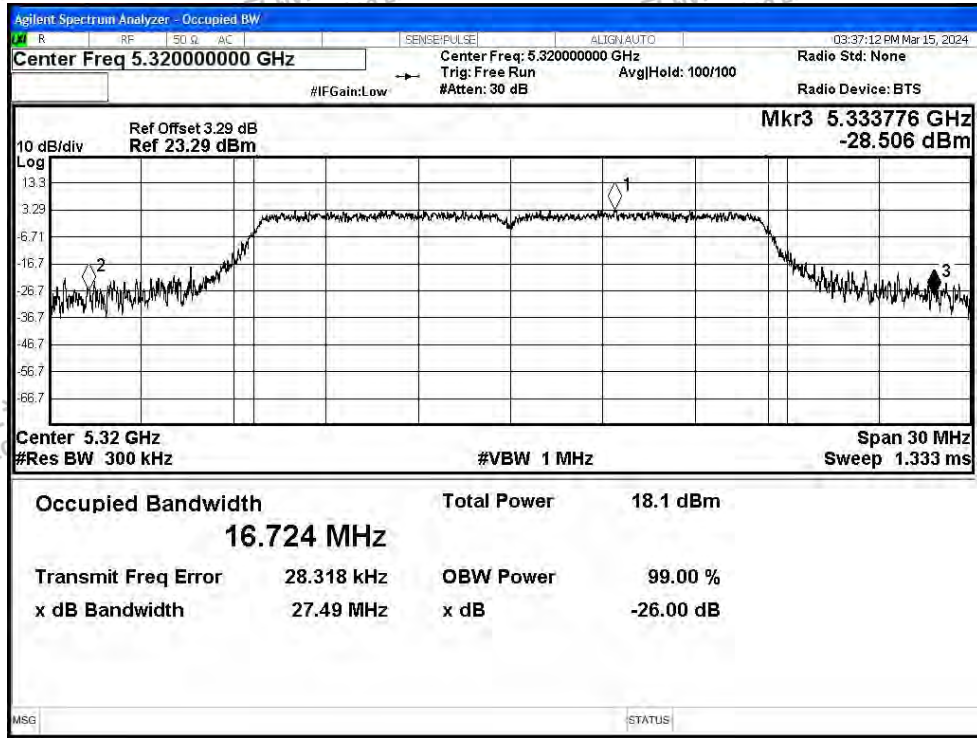


-26dB Bandwidth NVNT a 5300MHz Ant1

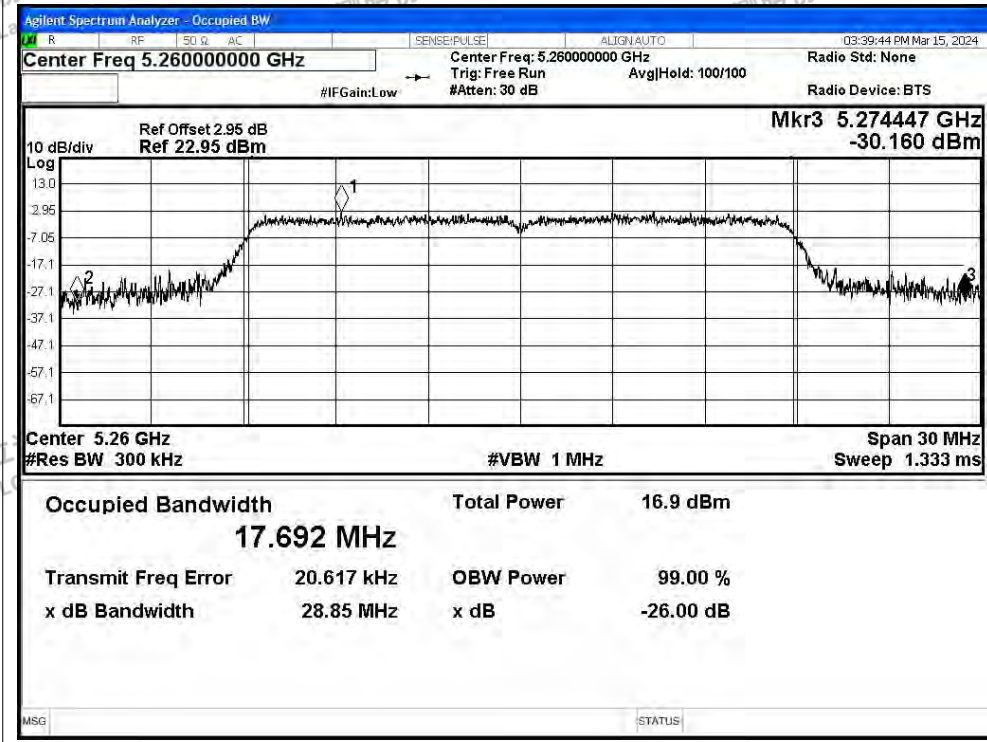




-26dB Bandwidth NVNT a 5320MHz Ant1

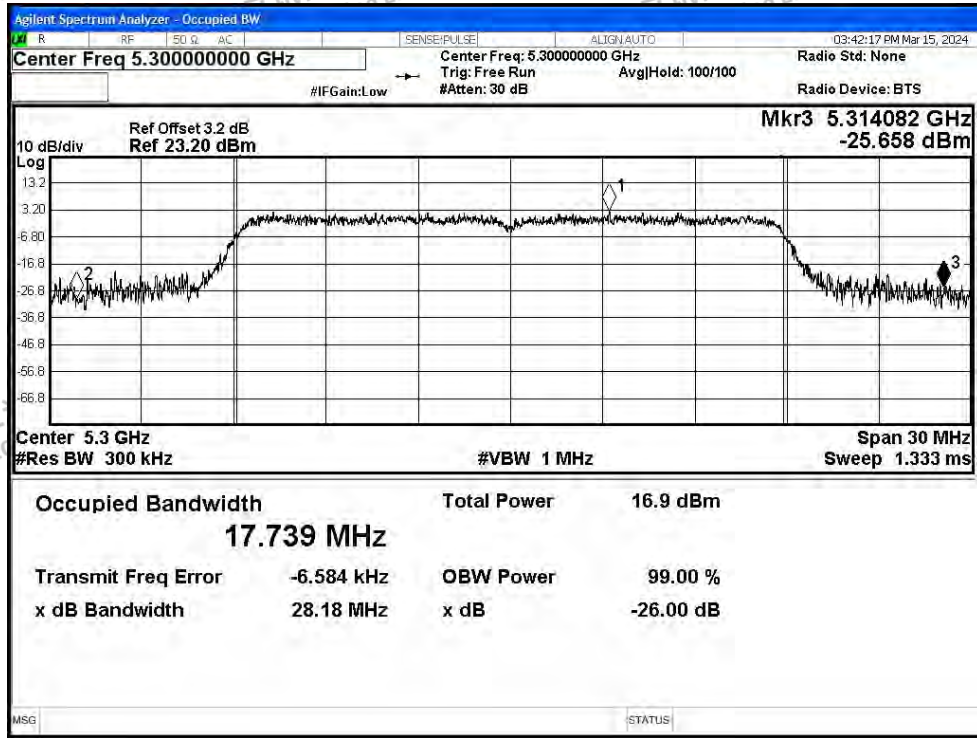


-26dB Bandwidth NVNT n20 5260MHz Ant1

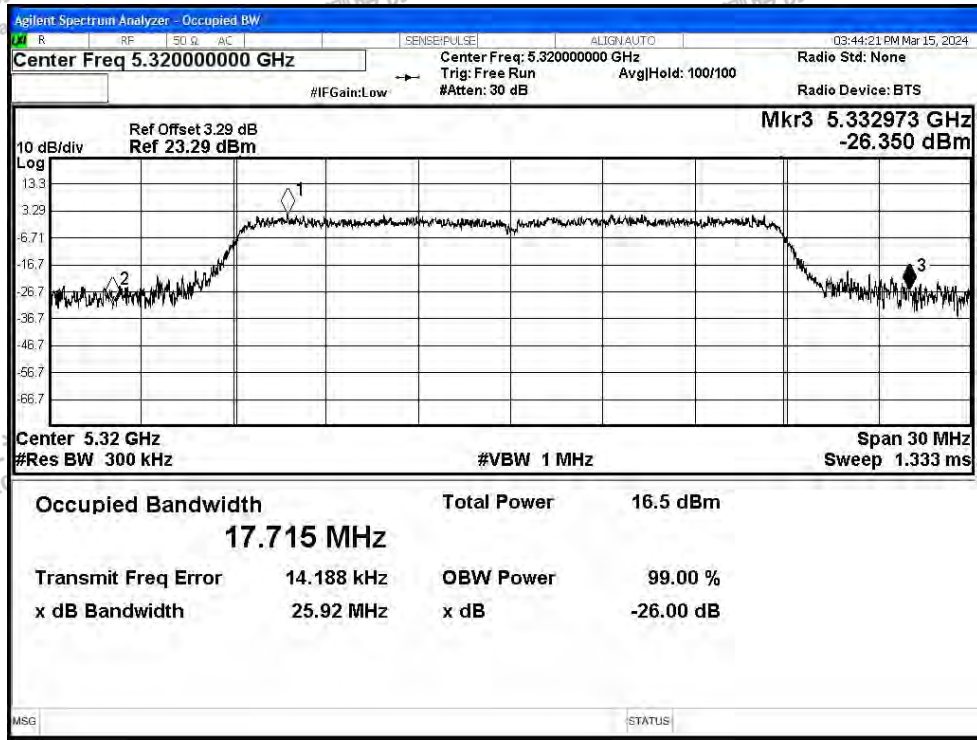




-26dB Bandwidth NVNT n20 5300MHz Ant1

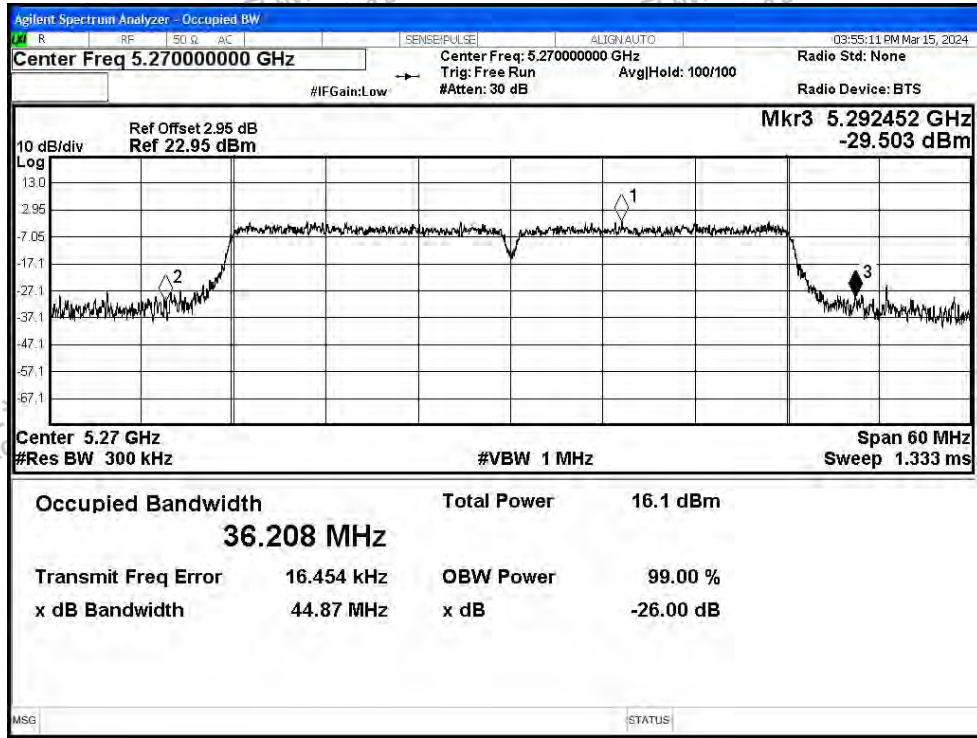


-26dB Bandwidth NVNT n20 5320MHz Ant1

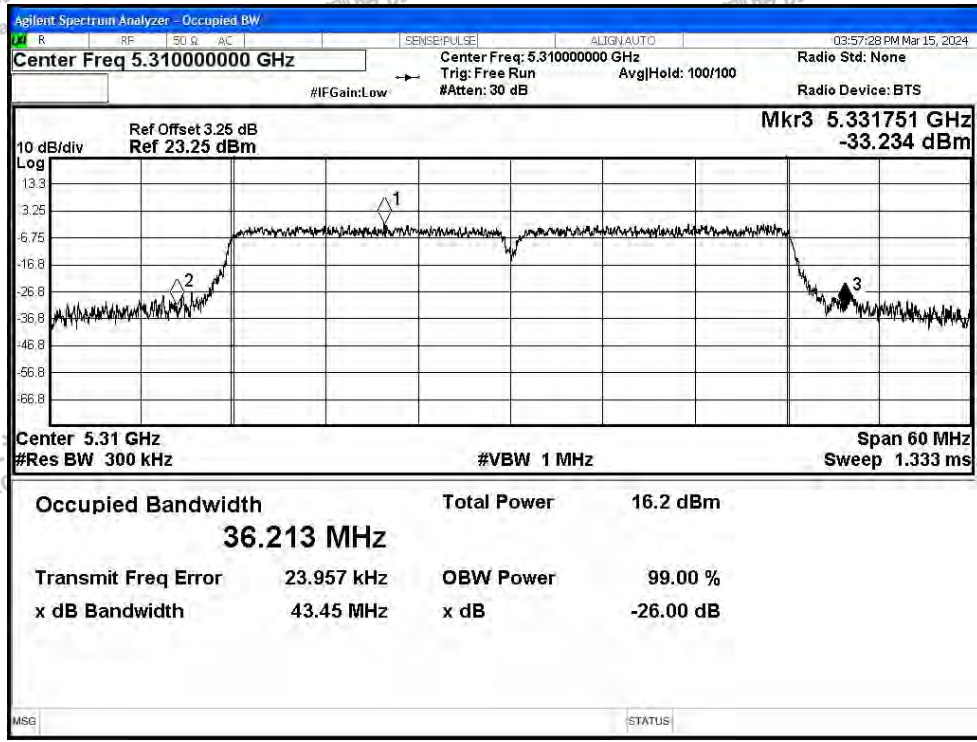




-26dB Bandwidth NVNT n40 5270MHz Ant1

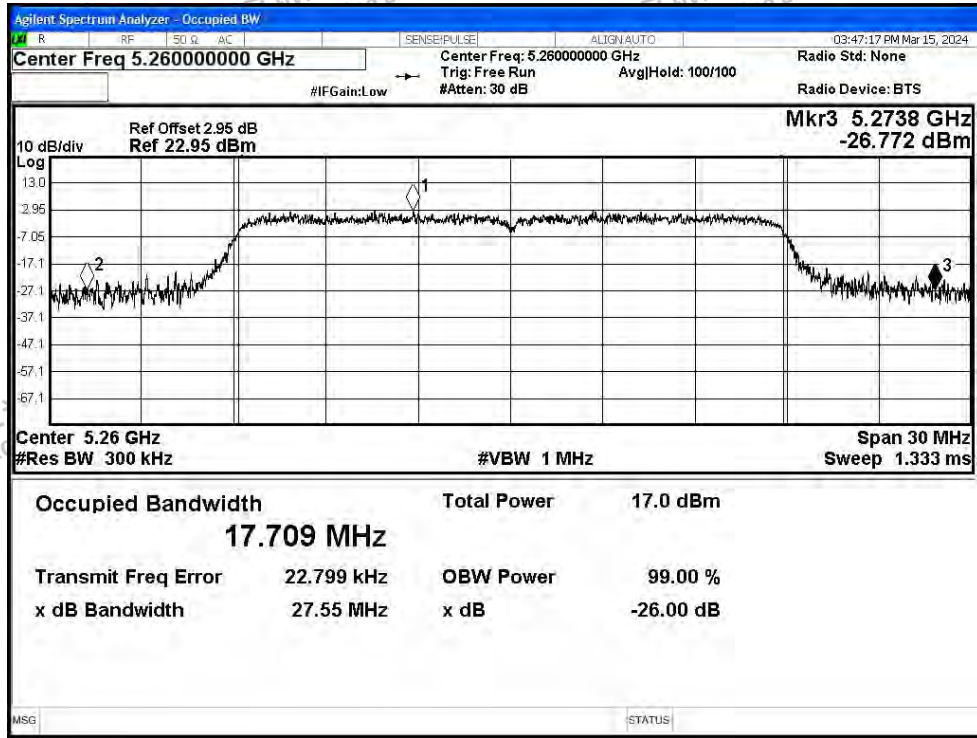


-26dB Bandwidth NVNT n40 5310MHz Ant1

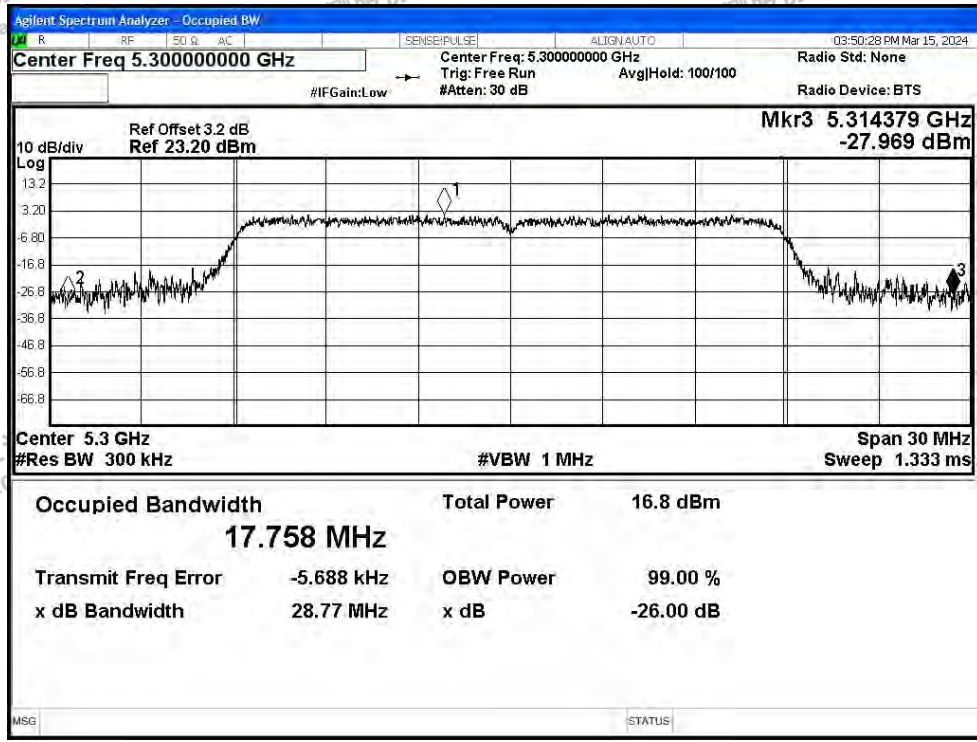




-26dB Bandwidth NVNT ac20 5260MHz Ant1

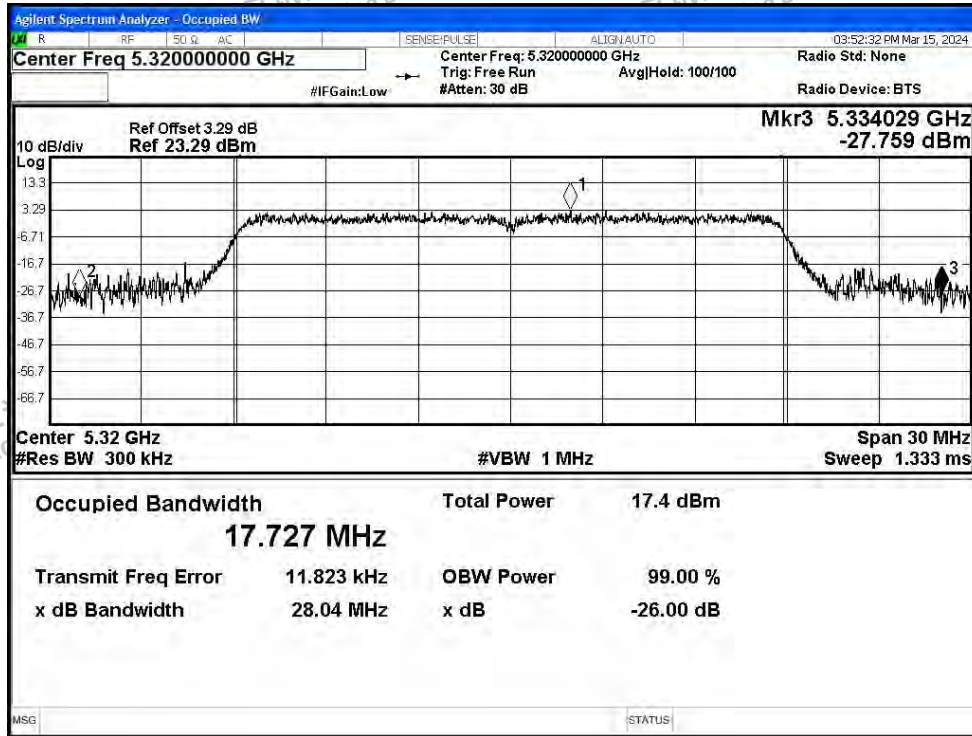


-26dB Bandwidth NVNT ac20 5300MHz Ant1

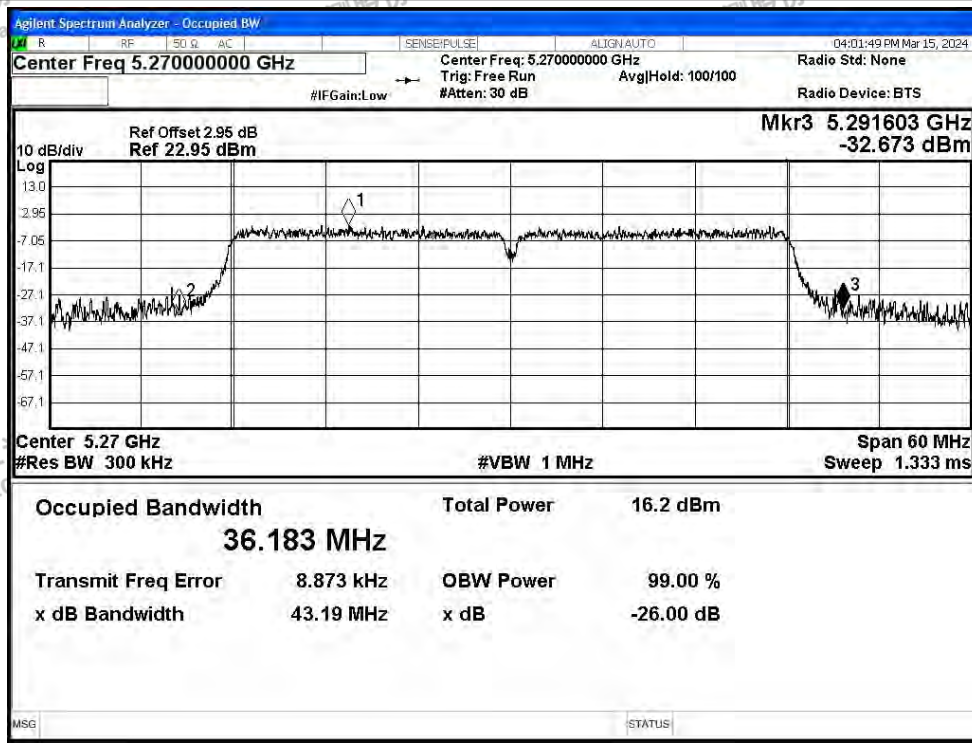




-26dB Bandwidth NVNT ac20 5320MHz Ant1

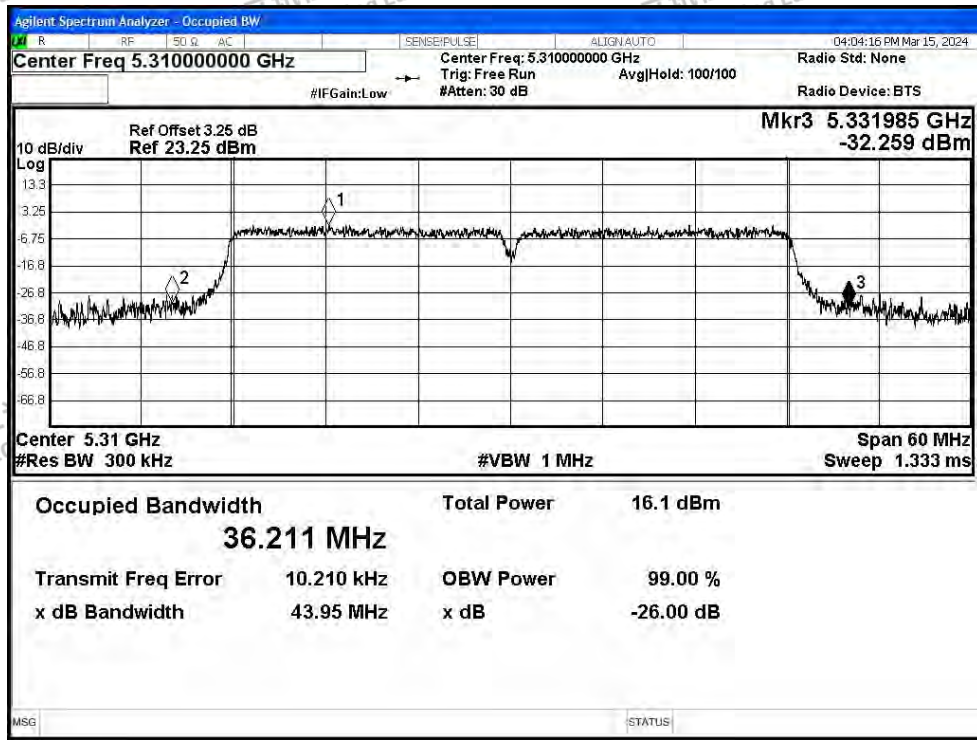


-26dB Bandwidth NVNT ac40 5270MHz Ant1

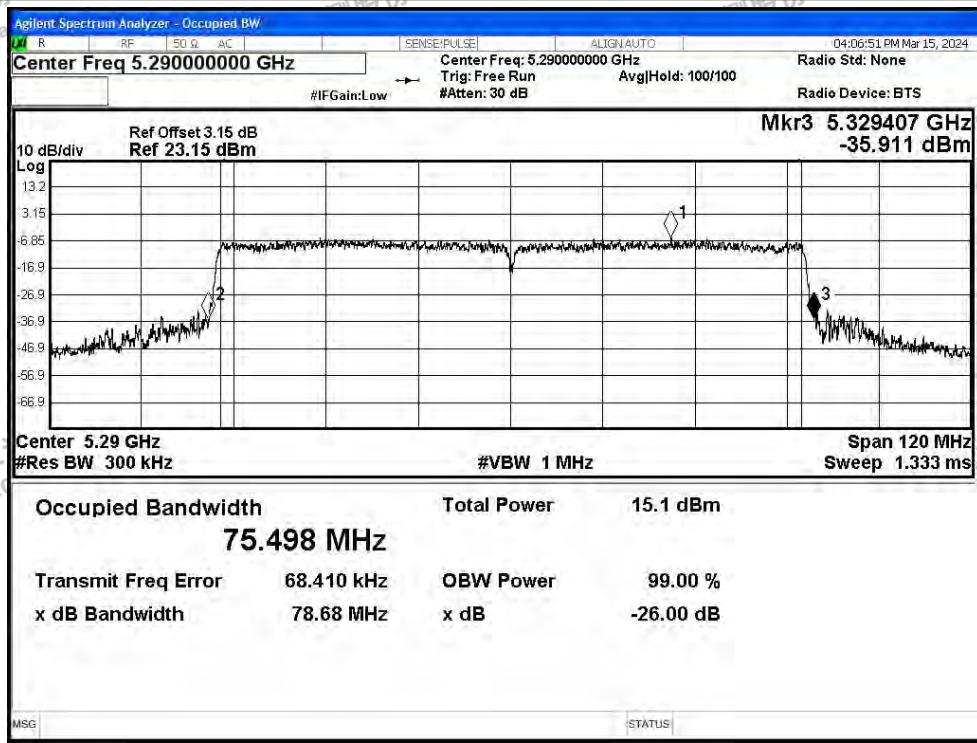




-26dB Bandwidth NVNT ac40 5310MHz Ant1



-26dB Bandwidth NVNT ac80 5290MHz Ant1





E.2 Maximum Conducted Output Power

Condition	Mode	Frequency (MHz)	Antenna	Conducted Power (dBm)	Duty Factor (dB)	Total Power (dBm)	Limit (dBm)	Verdict
NVNT	a	5260	Ant1	12.44	0.1	12.54	24	Pass
NVNT	a	5300	Ant1	12.38	0.1	12.48	24	Pass
NVNT	a	5320	Ant1	12.48	0.1	12.58	23.98	Pass
NVNT	n20	5260	Ant1	11.54	0.12	11.66	24	Pass
NVNT	n20	5300	Ant1	11.72	0.12	11.84	24	Pass
NVNT	n20	5320	Ant1	11.01	0.12	11.13	24	Pass
NVNT	n40	5270	Ant1	10.43	0.23	10.66	24	Pass
NVNT	n40	5310	Ant1	10.43	0.24	10.67	24	Pass
NVNT	ac20	5260	Ant1	11.5	0.12	11.62	24	Pass
NVNT	ac20	5300	Ant1	11.61	0.12	11.73	24	Pass
NVNT	ac20	5320	Ant1	11.86	0.12	11.98	24	Pass
NVNT	ac40	5270	Ant1	10.49	0.24	10.73	24	Pass
NVNT	ac40	5310	Ant1	10.41	0.24	10.65	24	Pass
NVNT	ac80	5290	Ant1	8.87	0.47	9.34	24	Pass



Shenzhen LCS Compliance Testing Laboratory Ltd.
 Add: 101, 201 Bldg A & 301 Bldg C, Juji Industrial Park Yabianxueziwei, Shajing Street, Baoan District, Shenzhen, 518000, China
 Tel: +(86) 0755-82591330 | E-mail: webmaster@lcs-cert.com | Web: www.lcs-cert.com
 Scan code to check authenticity



E.3 Maximum Power Spectral Density Level

Condition	Mode	Frequency (MHz)	Antenna	Conducted PSD (dBm/MHz)	Duty Factor (dB)	Total PSD (dBm/MHz)	Limit (dBm/MHz)	Verdict
NVNT	a	5260	Ant1	1.64	0.1	1.74	11	Pass
NVNT	a	5300	Ant1	1.2	0.1	1.3	11	Pass
NVNT	a	5320	Ant1	2.02	0.1	2.12	11	Pass
NVNT	n20	5260	Ant1	0.59	0.12	0.71	11	Pass
NVNT	n20	5300	Ant1	0.82	0.12	0.94	11	Pass
NVNT	n20	5320	Ant1	0.33	0.12	0.45	11	Pass
NVNT	n40	5270	Ant1	-3.31	0.23	-3.08	11	Pass
NVNT	n40	5310	Ant1	-3.24	0.24	-3	11	Pass
NVNT	ac20	5260	Ant1	0.51	0.12	0.63	11	Pass
NVNT	ac20	5300	Ant1	0.51	0.12	0.63	11	Pass
NVNT	ac20	5320	Ant1	1.1	0.12	1.22	11	Pass
NVNT	ac40	5270	Ant1	-3.19	0.24	-2.95	11	Pass
NVNT	ac40	5310	Ant1	-3.43	0.24	-3.19	11	Pass
NVNT	ac80	5290	Ant1	-7.98	0.47	-7.51	11	Pass

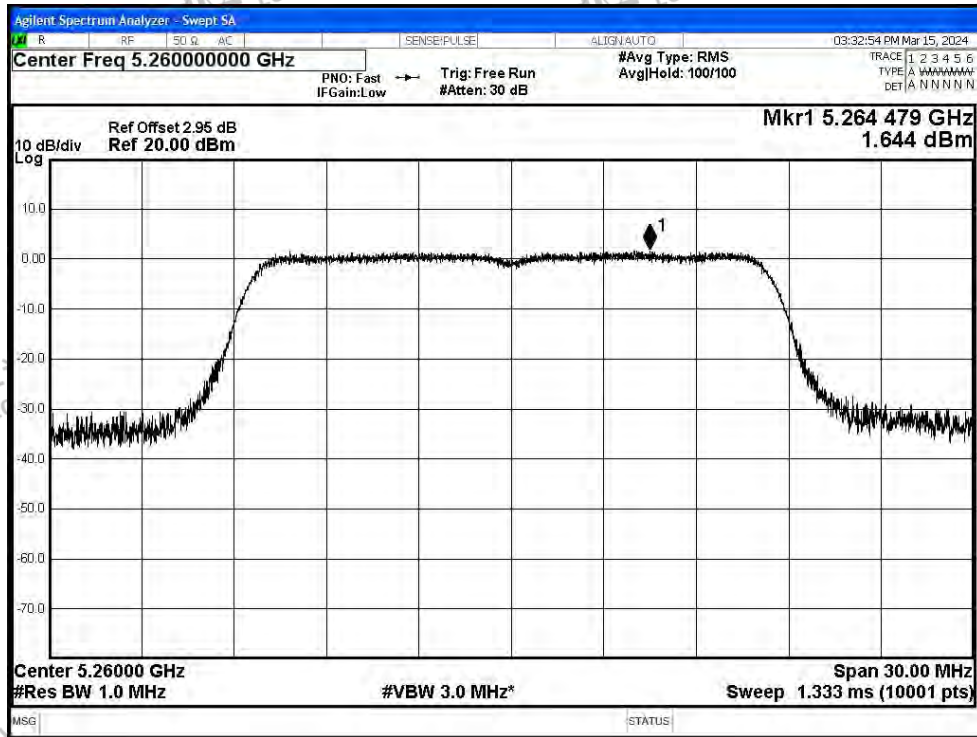


Shenzhen LCS Compliance Testing Laboratory Ltd.
 Add: 101, 201 Bldg A & 301 Bldg C, Juji Industrial Park Yabianxueziwei, Shajing Street, Baoan District, Shenzhen, 518000, China
 Tel: +(86) 0755-82591330 | E-mail: webmaster@lcs-cert.com | Web: www.lcs-cert.com
 Scan code to check authenticity

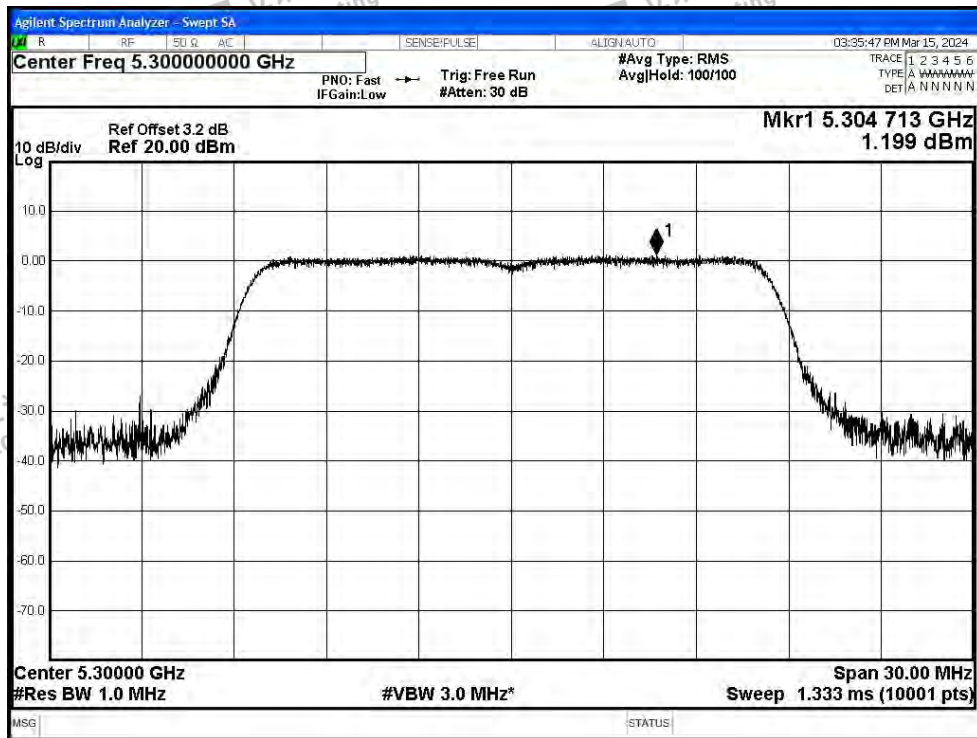


Test Graphs

PSD NVNT a 5260MHz Ant1

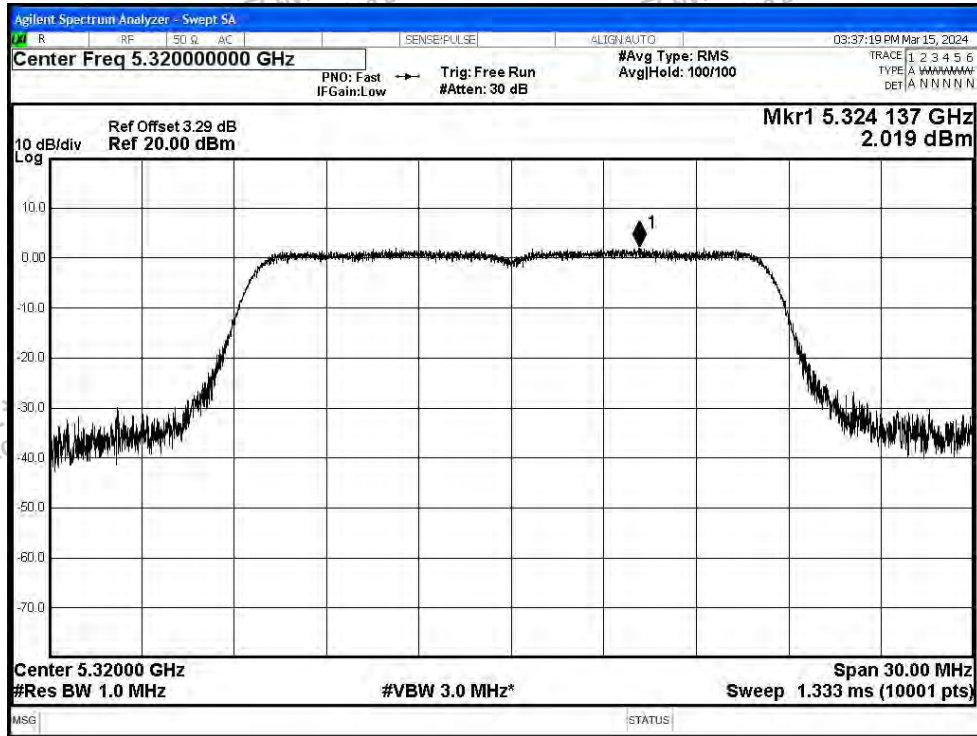


PSD NVNT a 5300MHz Ant1

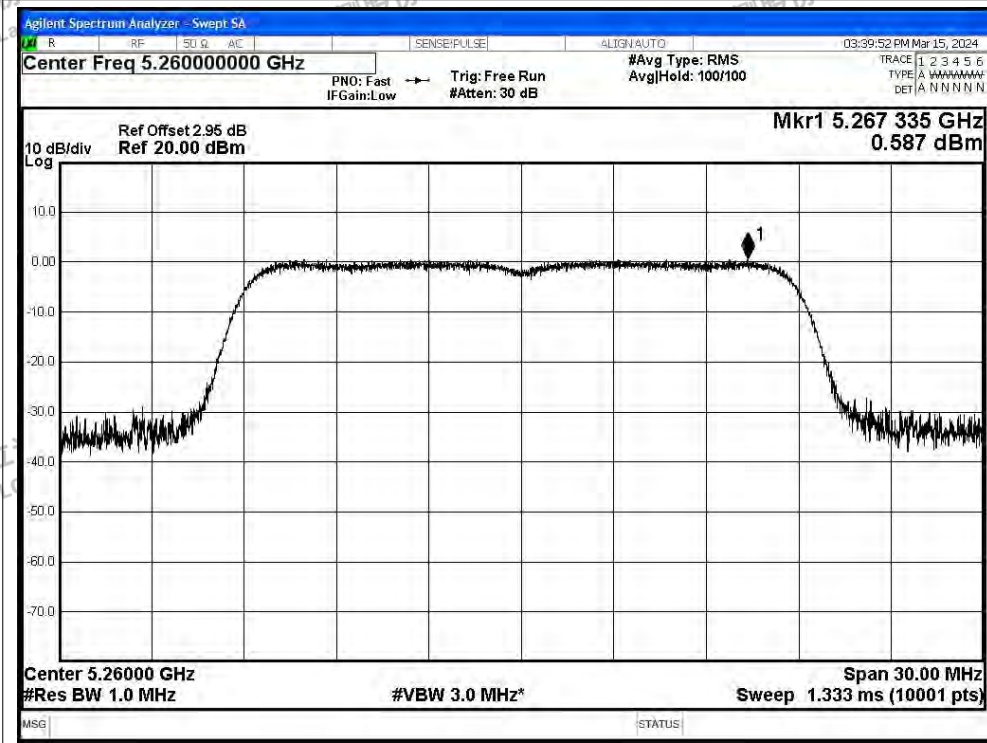




PSD NVNT a 5320MHz Ant1

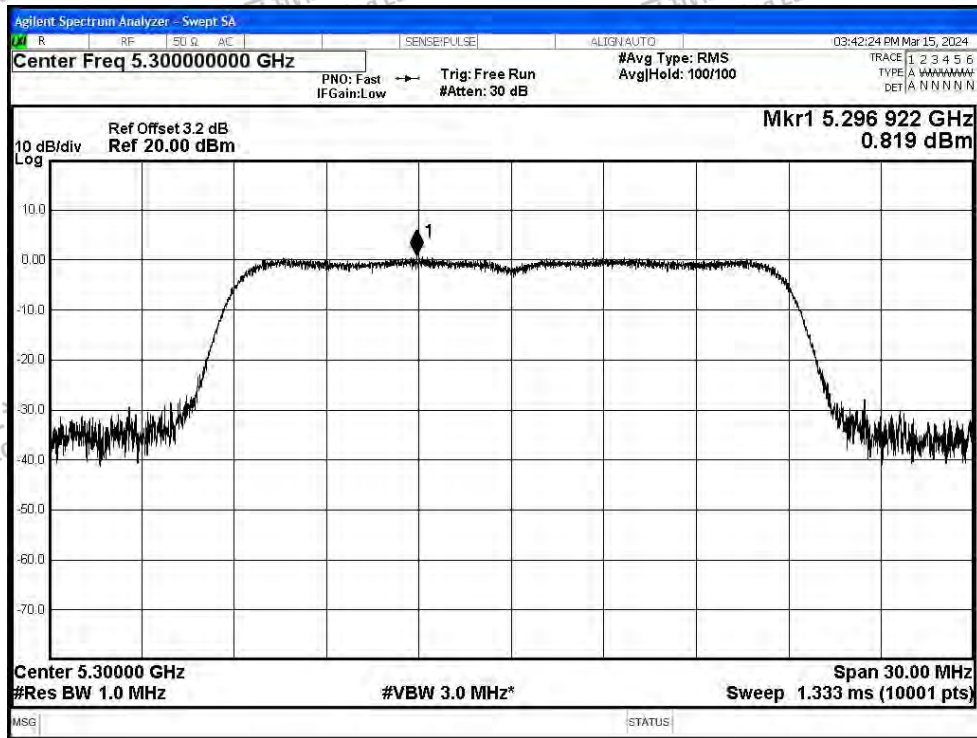


PSD NVNT n20 5260MHz Ant1

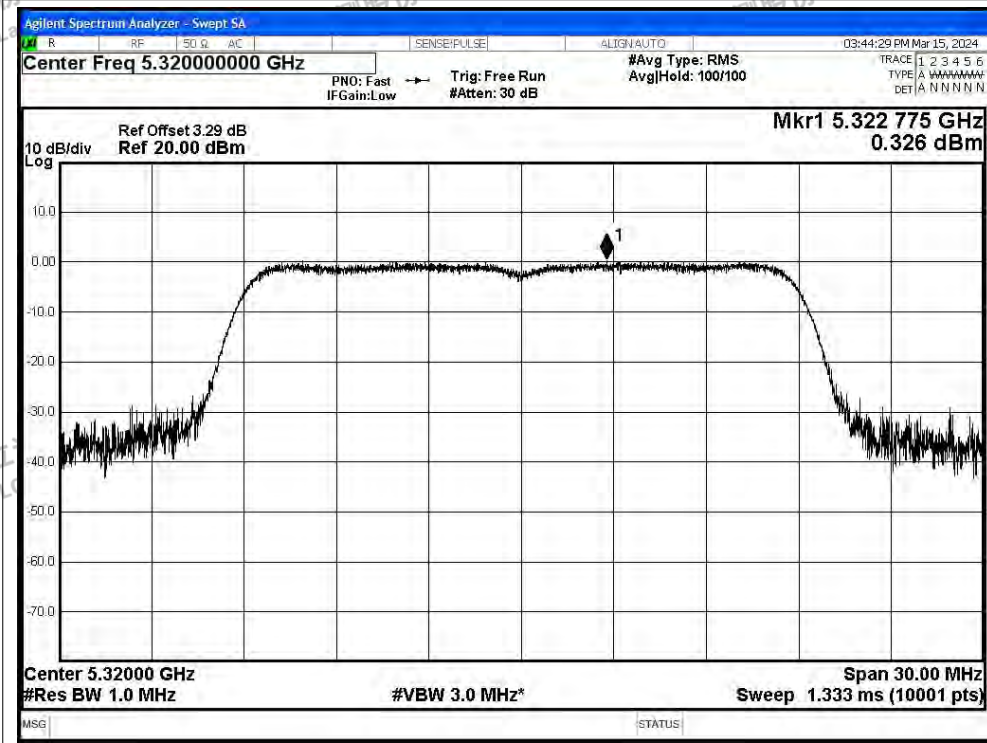




PSD NVNT n20 5300MHz Ant1

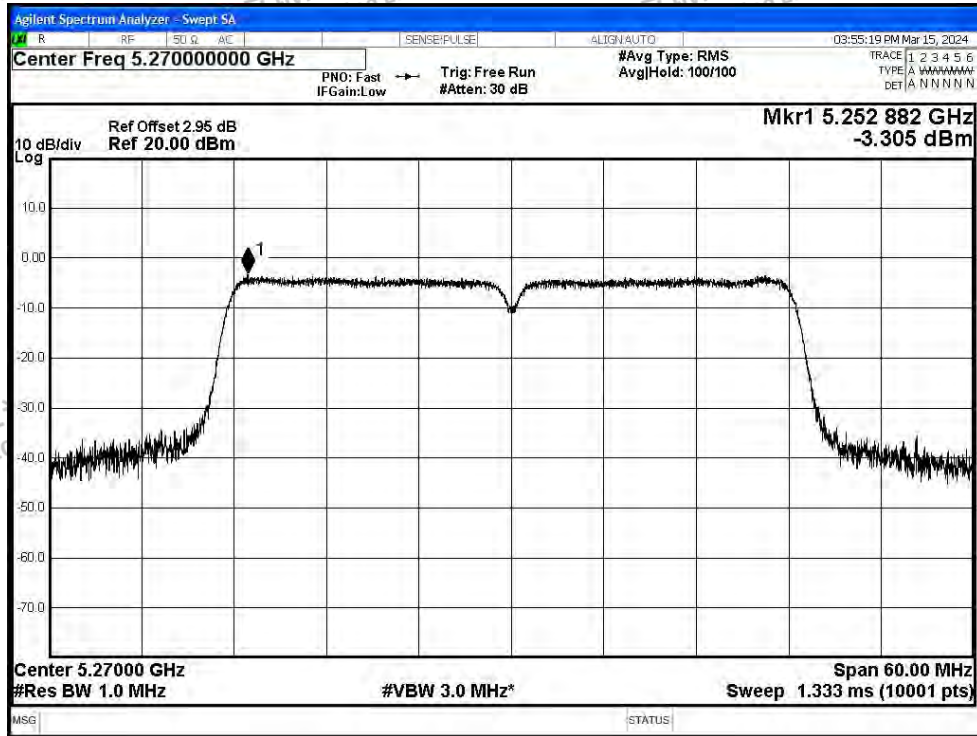


PSD NVNT n20 5320MHz Ant1

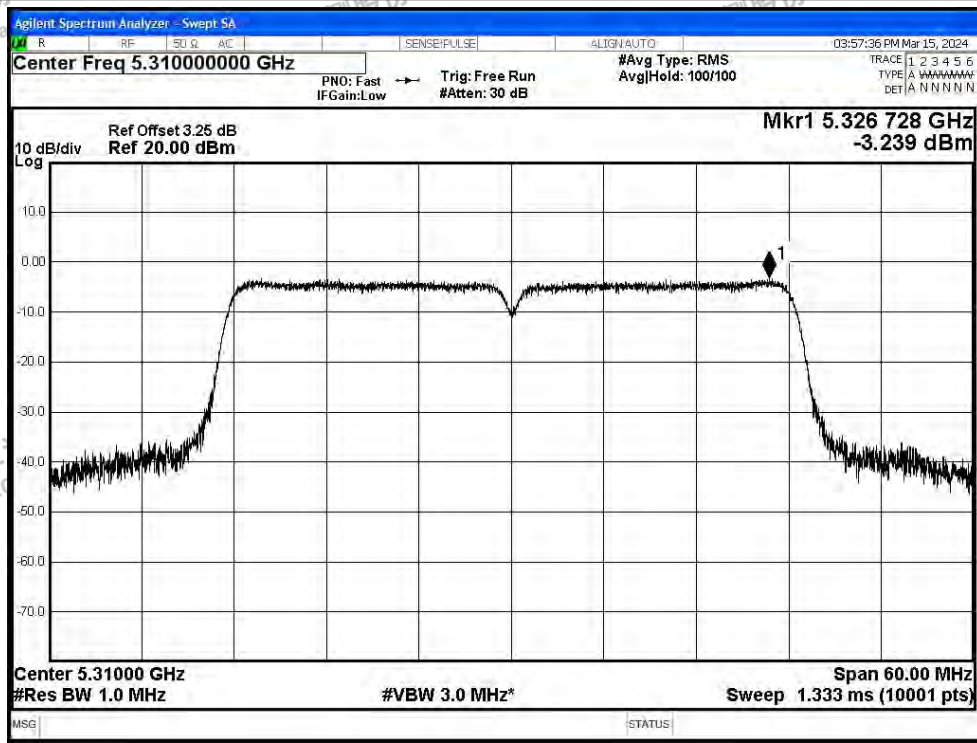




PSD NVNT n40 5270MHz Ant1

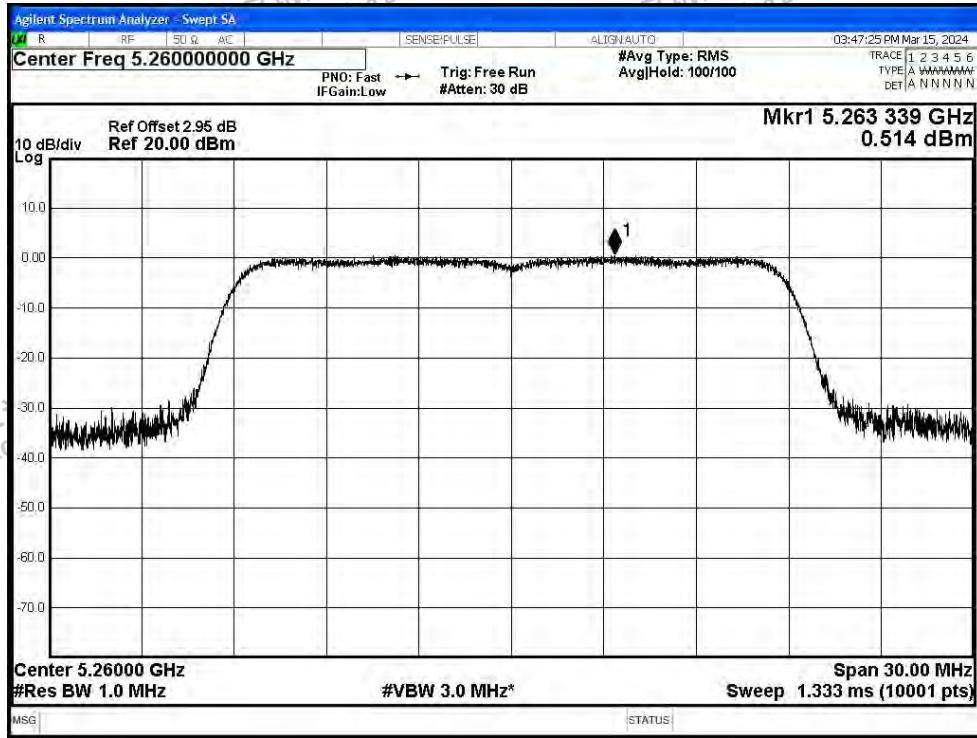


PSD NVNT n40 5310MHz Ant1

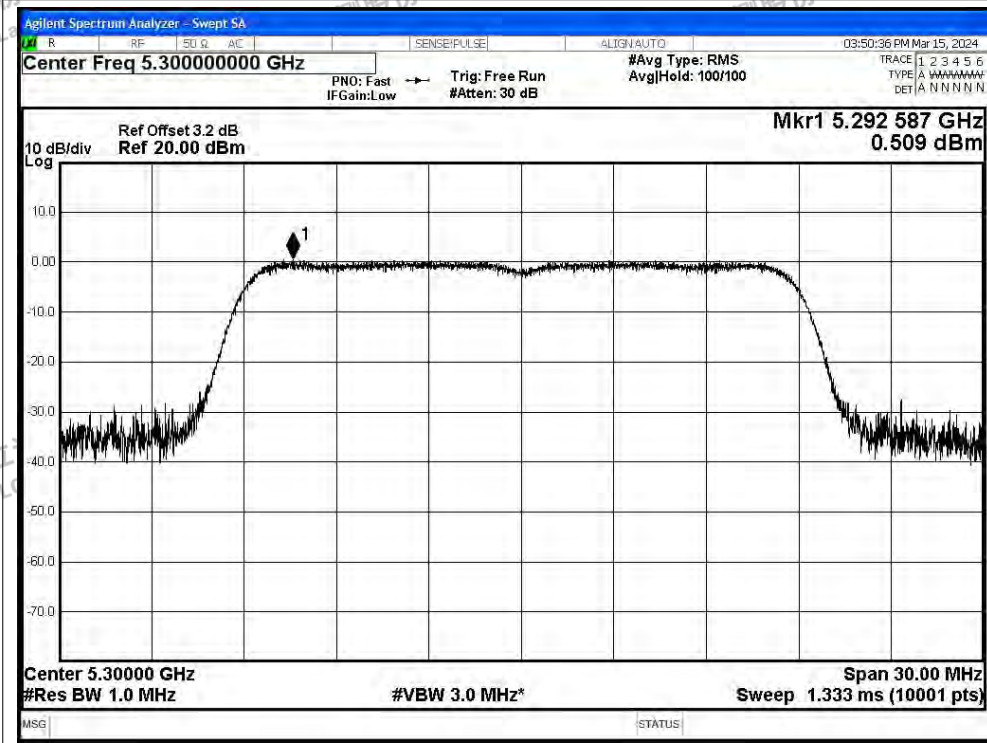




PSD NVNT ac20 5260MHz Ant1

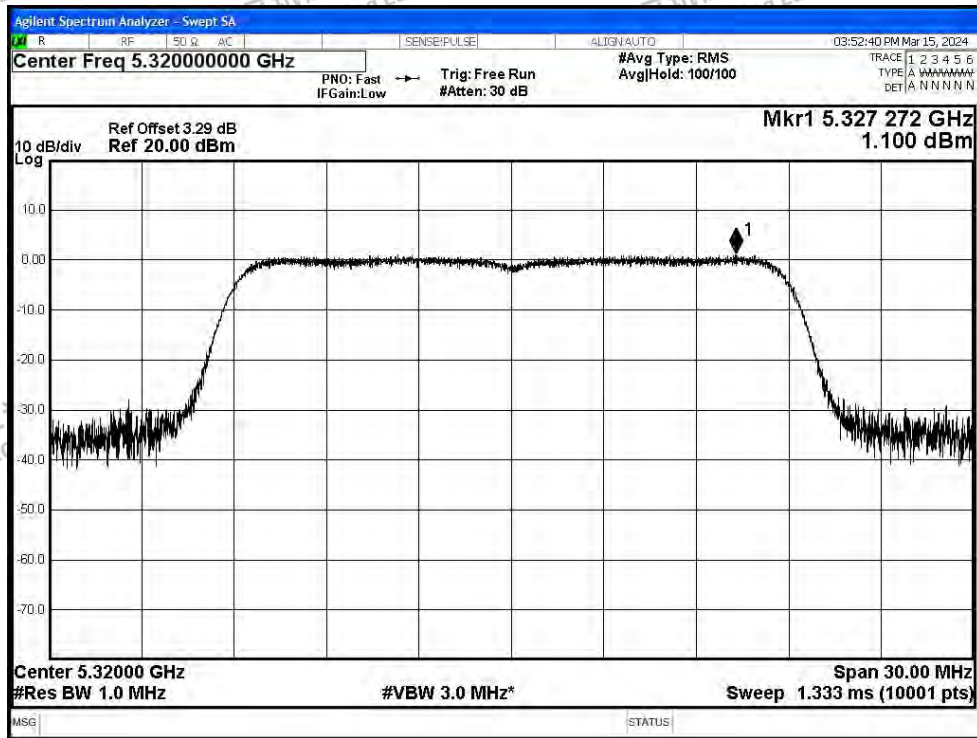


PSD NVNT ac20 5300MHz Ant1

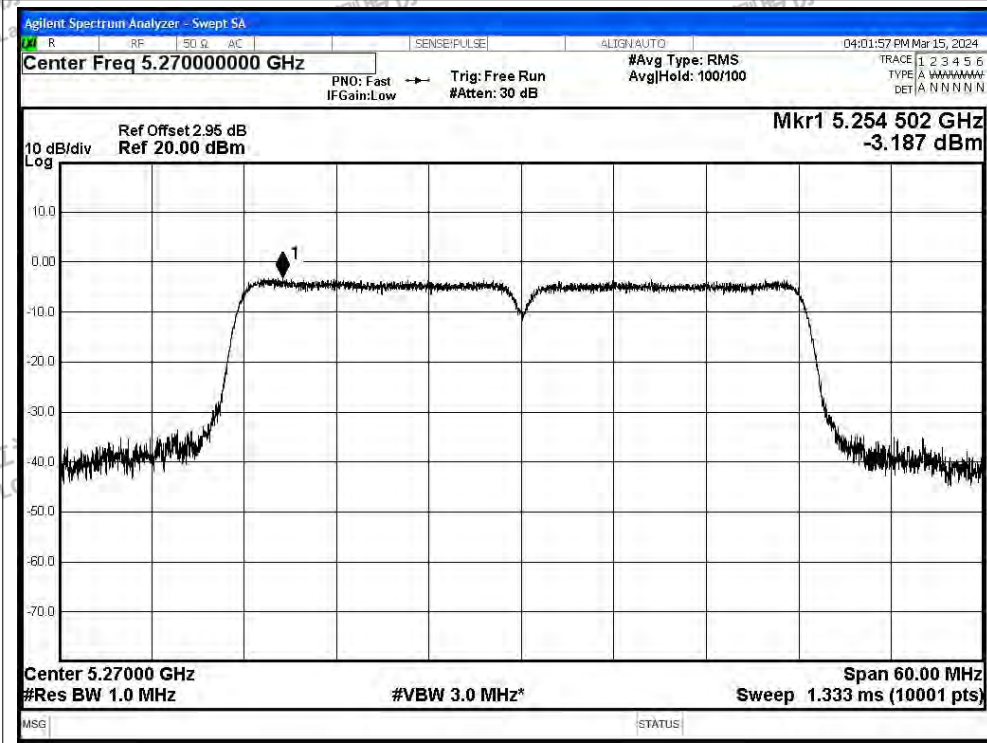




PSD NVNT ac20 5320MHz Ant1

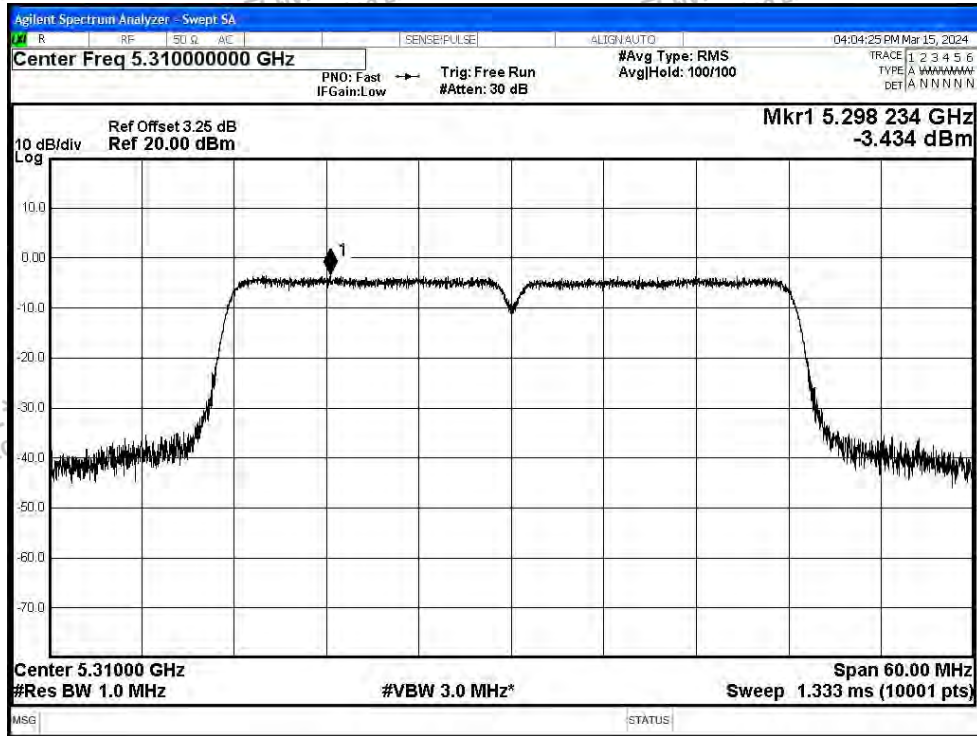


PSD NVNT ac40 5270MHz Ant1

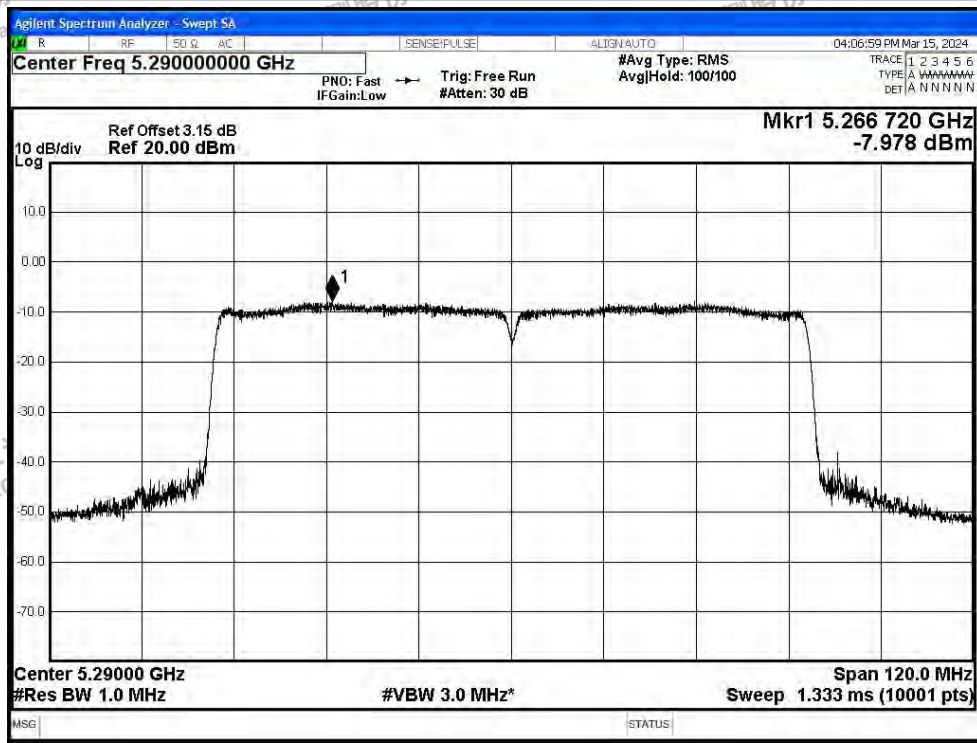




PSD NVNT ac40 5310MHz Ant1



PSD NVNT ac80 5290MHz Ant1





E.4 Restrict Band

Condition	Mode	Frequency (MHz)	Antenna	Spur Freq (MHz)	Power (dBm)	Gain (dBi)	Duty Factor (dB)	E (dBuV/m)	Detector	Limit (dBuV/m)	Verdict
NVNT	a	5260	Ant1	4500	-49.41	2	-	47.82	Peak	68.2	Pass
NVNT	a	5260	Ant1	4500	-58.66	2	0.1	38.67	Average	54	Pass
NVNT	a	5260	Ant1	4787.82	-46.1	2	-	51.13	Peak	68.2	Pass
NVNT	a	5260	Ant1	4787.04	-55.35	2	0.1	41.98	Average	54	Pass
NVNT	a	5260	Ant1	5150	-48.05	2	-	49.18	Peak	68.2	Pass
NVNT	a	5260	Ant1	5150	-56.4	2	0.1	40.93	Average	54	Pass
NVNT	a	5320	Ant1	5350	-38.71	2	-	58.52	Peak	68.2	Pass
NVNT	a	5320	Ant1	5350	-50.02	2	0.1	47.31	Average	54	Pass
NVNT	a	5320	Ant1	5350.2	-33.32	2	-	63.91	Peak	68.2	Pass
NVNT	a	5320	Ant1	5460	-50.08	2	-	47.15	Peak	68.2	Pass
NVNT	a	5320	Ant1	5460	-58.69	2	0.1	38.64	Average	54	Pass
NVNT	n20	5260	Ant1	4500	-49.6	2	-	47.63	Peak	68.2	Pass
NVNT	n20	5260	Ant1	4500	-58.66	2	0.12	38.69	Average	54	Pass
NVNT	n20	5260	Ant1	5104.5	-45.69	2	-	51.54	Peak	68.2	Pass
NVNT	n20	5260	Ant1	4773	-55.67	2	0.12	41.68	Average	54	Pass
NVNT	n20	5260	Ant1	5150	-48.37	2	-	48.86	Peak	68.2	Pass
NVNT	n20	5260	Ant1	5150	-56.33	2	0.12	41.02	Average	54	Pass
NVNT	n20	5320	Ant1	5350	-33.53	2	-	63.7	Peak	68.2	Pass
NVNT	n20	5320	Ant1	5350	-49.85	2	0.12	47.5	Average	54	Pass
NVNT	n20	5320	Ant1	5350.2	-31.49	2	-	65.74	Peak	68.2	Pass
NVNT	n20	5320	Ant1	5350.6	-48.43	2	0.12	48.92	Average	54	Pass
NVNT	n20	5320	Ant1	5460	-50.37	2	-	46.86	Peak	68.2	Pass
NVNT	n20	5320	Ant1	5460	-57.57	2	0.12	39.78	Average	54	Pass
NVNT	n40	5270	Ant1	4500	-52.23	2	-	45	Peak	68.2	Pass
NVNT	n40	5270	Ant1	4500	-58.88	2	0.23	38.58	Average	54	Pass
NVNT	n40	5270	Ant1	4806.99	-44.69	2	-	52.54	Peak	68.2	Pass
NVNT	n40	5270	Ant1	4806.99	-52.76	2	0.23	44.7	Average	54	Pass
NVNT	n40	5270	Ant1	5150	-47.25	2	-	49.98	Peak	68.2	Pass
NVNT	n40	5270	Ant1	5150	-56.79	2	0.23	40.67	Average	54	Pass
NVNT	n40	5310	Ant1	5350	-33.3	2	-	63.93	Peak	68.2	Pass
NVNT	n40	5310	Ant1	5350	-49.24	2	0.24	48.23	Average	54	Pass
NVNT	n40	5310	Ant1	5350.2	-48.93	2	0.24	48.54	Average	54	Pass
NVNT	n40	5310	Ant1	5460	-48.72	2	-	48.51	Peak	68.2	Pass
NVNT	n40	5310	Ant1	5460	-57.62	2	0.24	39.85	Average	54	Pass
NVNT	ac20	5260	Ant1	4500	-50.92	2	-	46.31	Peak	68.2	Pass
NVNT	ac20	5260	Ant1	4500	-58.92	2	0.12	38.43	Average	54	Pass



Shenzhen LCS Compliance Testing Laboratory Ltd.
 Add: 101, 201 Bldg A & 301 Bldg C, Juji Industrial Park Yabianxueziwei, Shajing Street, Baoan District, Shenzhen, 518000, China
 Tel: +(86) 0755-82591330 | E-mail: webmaster@lcs-cert.com | Web: www.lcs-cert.com
 Scan code to check authenticity



NVNT	ac20	5260	Ant1	4773.78	-45.36	2	-	51.87	Peak	68.2	Pass
NVNT	ac20	5260	Ant1	4772.22	-55.5	2	0.12	41.85	Average	54	Pass
NVNT	ac20	5260	Ant1	5150	-48.26	2	-	48.97	Peak	68.2	Pass
NVNT	ac20	5260	Ant1	5150	-56.52	2	0.12	40.83	Average	54	Pass
NVNT	ac20	5320	Ant1	5350	-34.98	2	-	62.25	Peak	68.2	Pass
NVNT	ac20	5320	Ant1	5350	-48.87	2	0.12	48.48	Average	54	Pass
NVNT	ac20	5320	Ant1	5350.2	-31.56	2	-	65.67	Peak	68.2	Pass
NVNT	ac20	5320	Ant1	5350.8	-47.62	2	0.12	49.73	Average	54	Pass
NVNT	ac20	5320	Ant1	5460	-50.12	2	-	47.11	Peak	68.2	Pass
NVNT	ac20	5320	Ant1	5460	-58.23	2	0.12	39.12	Average	54	Pass
NVNT	ac40	5270	Ant1	4500	-49.43	2	-	47.8	Peak	68.2	Pass
NVNT	ac40	5270	Ant1	4500	-58.79	2	0.24	38.68	Average	54	Pass
NVNT	ac40	5270	Ant1	4807.8	-44.45	2	-	52.78	Peak	68.2	Pass
NVNT	ac40	5270	Ant1	4806.99	-52.07	2	0.24	45.4	Average	54	Pass
NVNT	ac40	5270	Ant1	5150	-48.08	2	-	49.15	Peak	68.2	Pass
NVNT	ac40	5270	Ant1	5150	-57.33	2	0.24	40.14	Average	54	Pass
NVNT	ac40	5310	Ant1	5350	-34.1	2	-	63.13	Peak	68.2	Pass
NVNT	ac40	5310	Ant1	5350	-48.42	2	0.24	49.05	Average	54	Pass
NVNT	ac40	5310	Ant1	5350.2	-31.86	2	-	65.37	Peak	68.2	Pass
NVNT	ac40	5310	Ant1	5350.2	-47.8	2	0.24	49.67	Average	54	Pass
NVNT	ac40	5310	Ant1	5460	-51.04	2	-	46.19	Peak	68.2	Pass
NVNT	ac40	5310	Ant1	5460	-58.02	2	0.24	39.45	Average	54	Pass
NVNT	ac80	5290	Ant1	4500	-49.45	2	-	47.78	Peak	68.2	Pass
NVNT	ac80	5290	Ant1	4500	-58.55	2	0.47	39.15	Average	54	Pass
NVNT	ac80	5290	Ant1	5140.32	-46.03	2	-	51.2	Peak	68.2	Pass
NVNT	ac80	5290	Ant1	5115.09	-56.45	2	0.47	41.25	Average	54	Pass
NVNT	ac80	5290	Ant1	5150	-46.9	2	-	50.33	Peak	68.2	Pass
NVNT	ac80	5290	Ant1	5150	-56.7	2	0.47	41	Average	54	Pass
NVNT	ac80	5290	Ant1	5350	-43.55	2	-	53.68	Peak	68.2	Pass
NVNT	ac80	5290	Ant1	5350	-51.75	2	0.47	45.95	Average	54	Pass
NVNT	ac80	5290	Ant1	5351	-40.88	2	-	56.35	Peak	68.2	Pass
NVNT	ac80	5290	Ant1	5351.5	-51.17	2	0.47	46.53	Average	54	Pass
NVNT	ac80	5290	Ant1	5460	-49.68	2	-	47.55	Peak	68.2	Pass
NVNT	ac80	5290	Ant1	5460	-57.6	2	0.47	40.1	Average	54	Pass

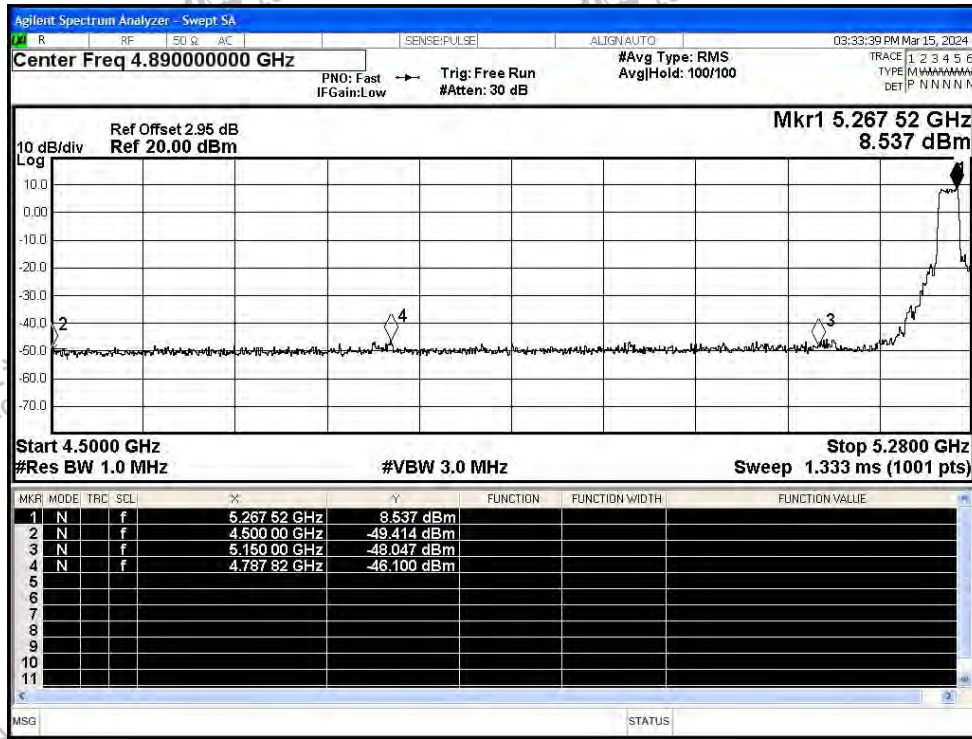


Shenzhen LCS Compliance Testing Laboratory Ltd.
 Add: 101, 201 Bldg A & 301 Bldg C, Juji Industrial Park Yabianxueziwei, Shajing Street, Baoan District, Shenzhen, 518000, China
 Tel: +(86) 0755-82591330 | E-mail: webmaster@lcs-cert.com | Web: www.lcs-cert.com
 Scan code to check authenticity

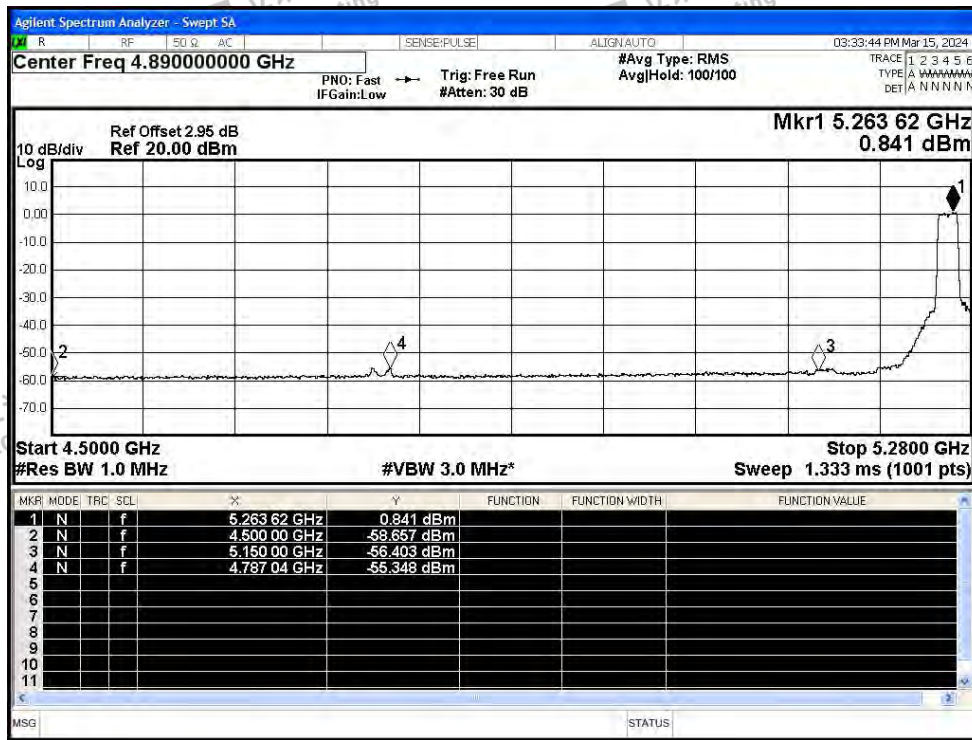


Test Graphs

Restrict Band NVNT a 5260MHz Ant1 Peak

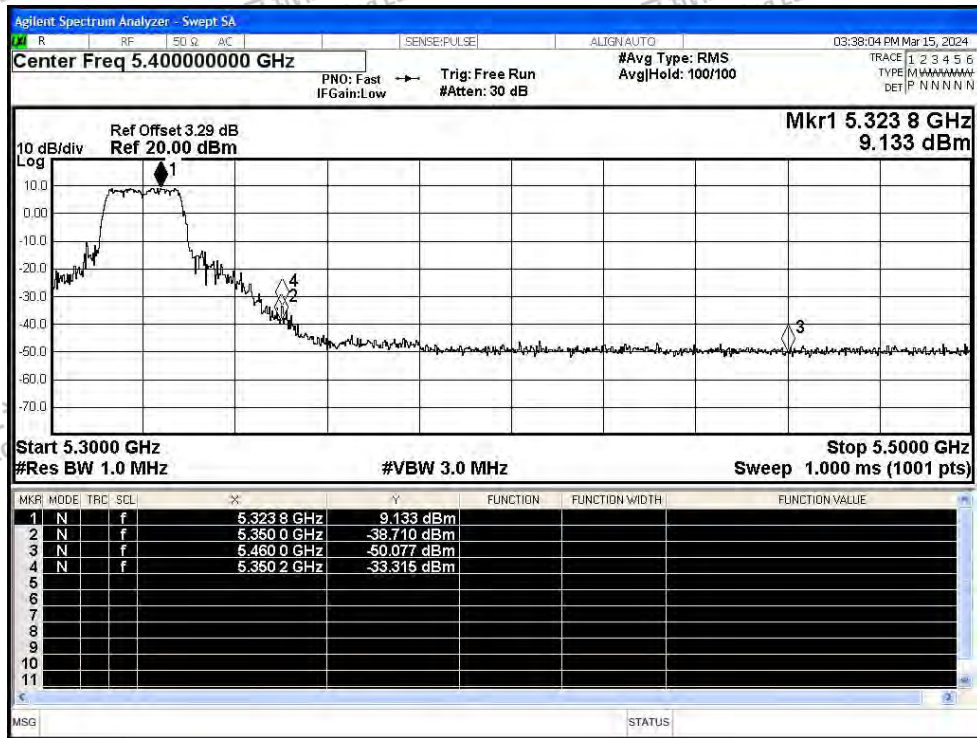


Restrict Band NVNT a 5260MHz Ant1 Average

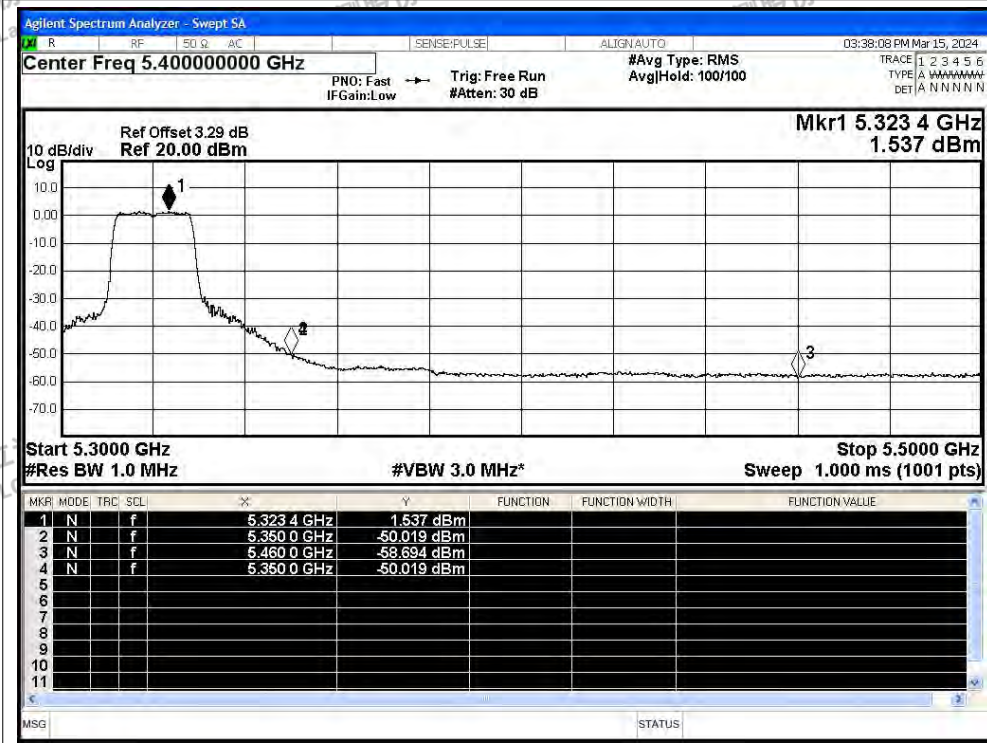




Restrict Band NVNT a 5320MHz Ant1 Peak

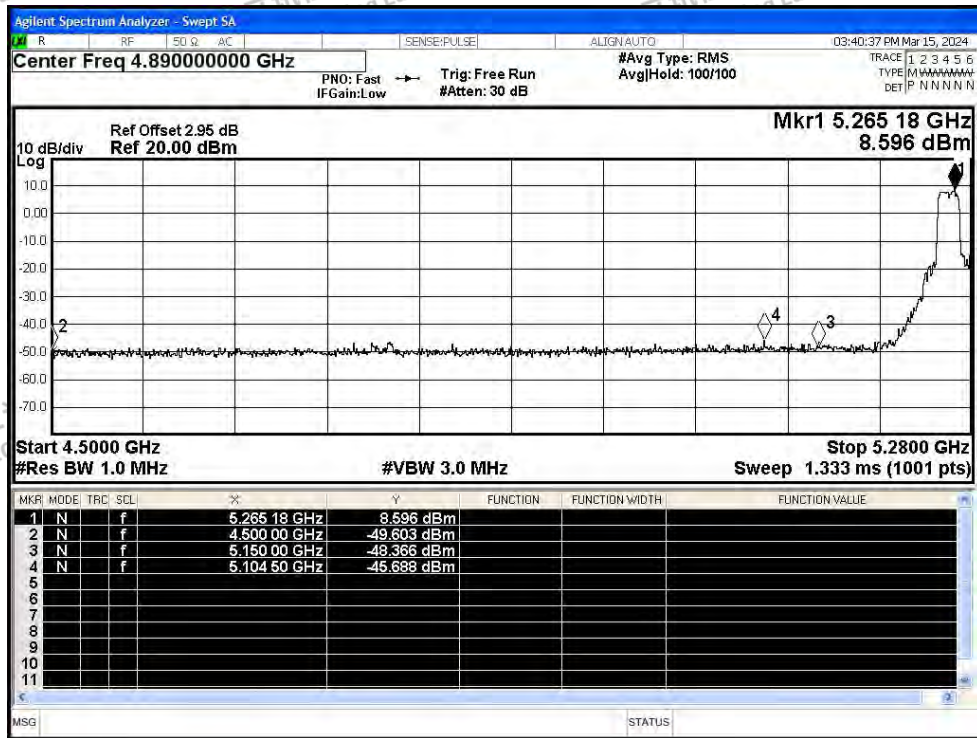


Restrict Band NVNT a 5320MHz Ant1 Average

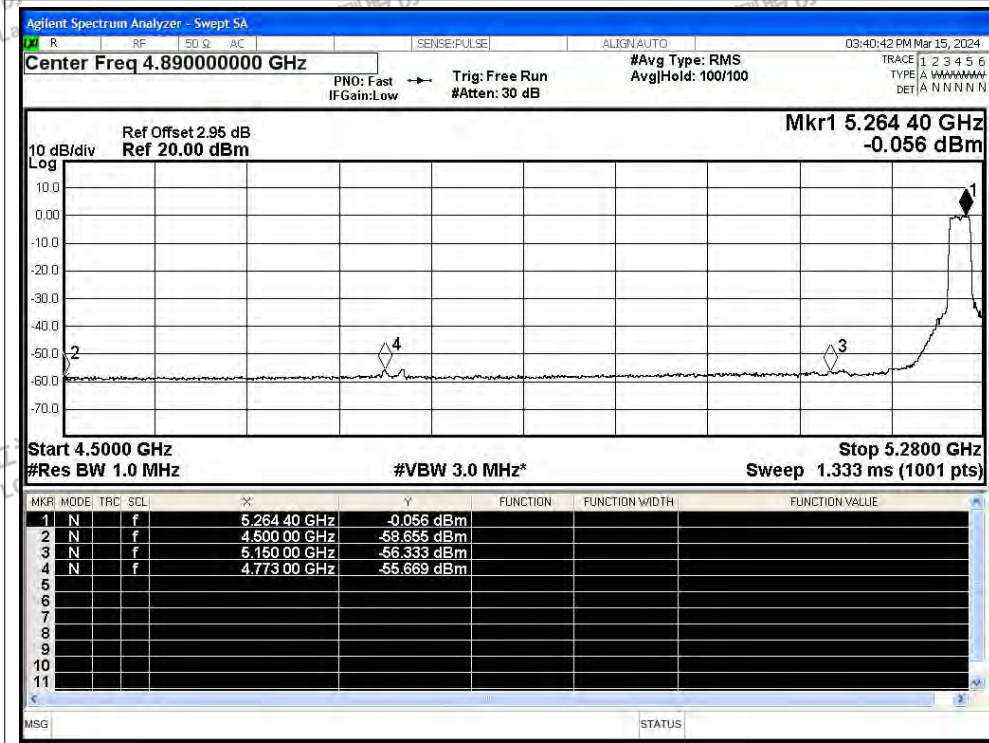




Restrict Band NVNT n20 5260MHz Ant1 Peak

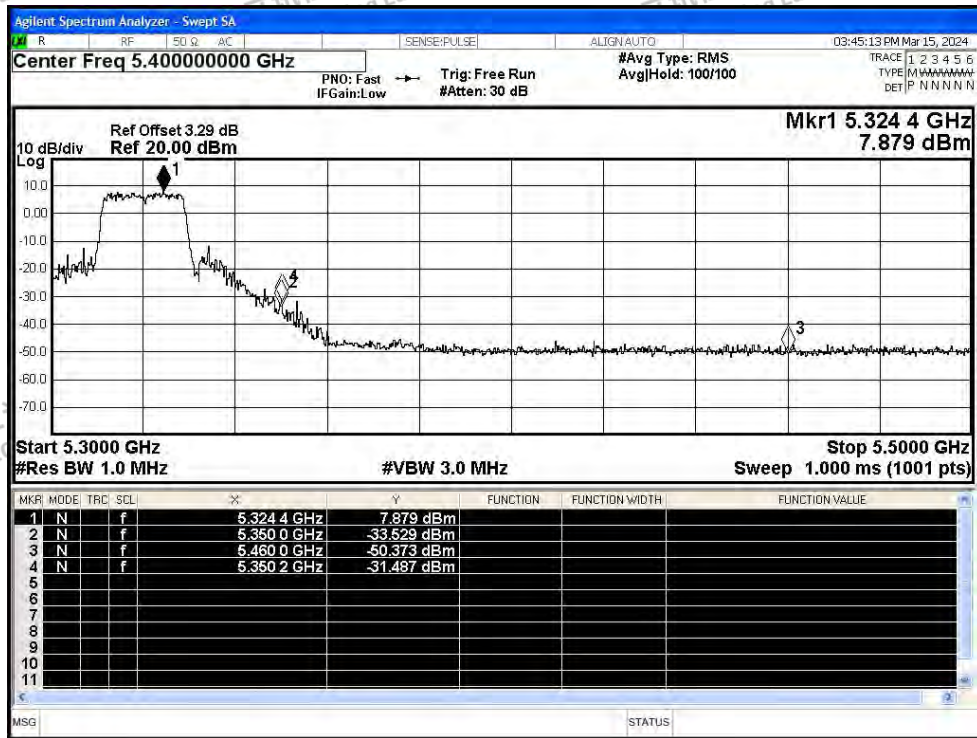


Restrict Band NVNT n20 5260MHz Ant1 Average

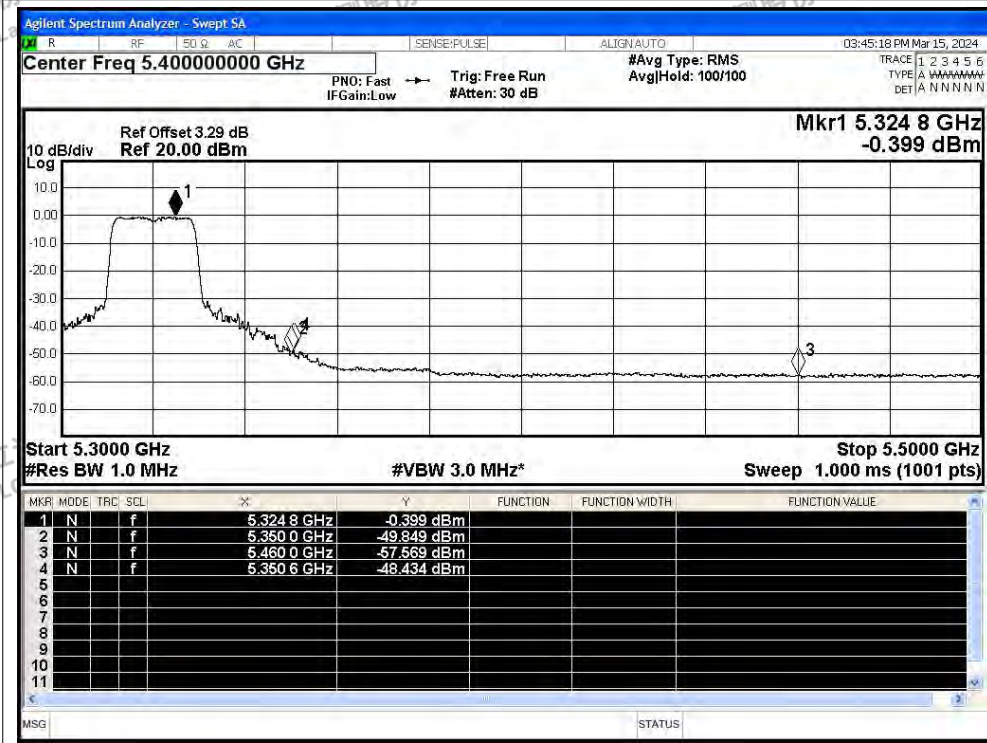




Restrict Band NVNT n20 5320MHz Ant1 Peak

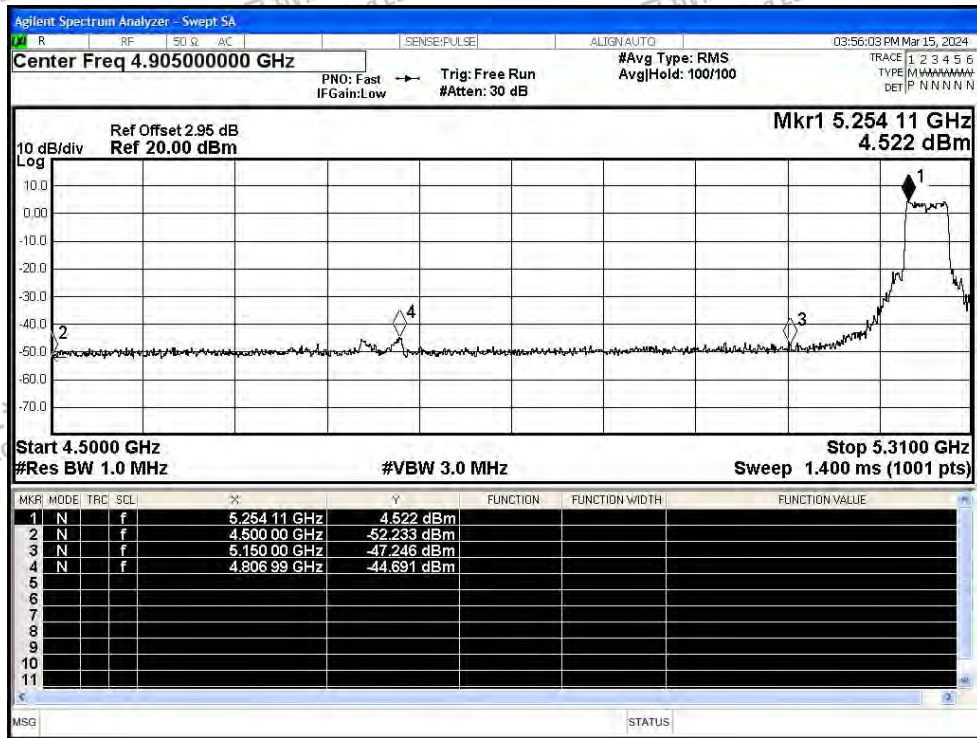


Restrict Band NVNT n20 5320MHz Ant1 Average

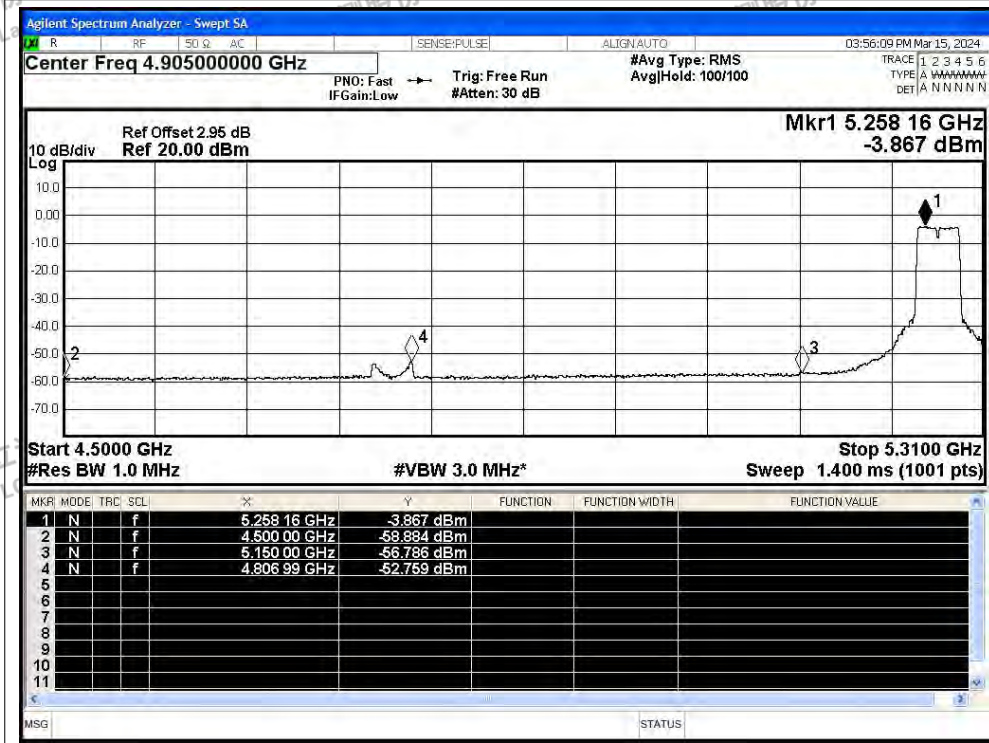




Restrict Band NVNT n40 5270MHz Ant1 Peak

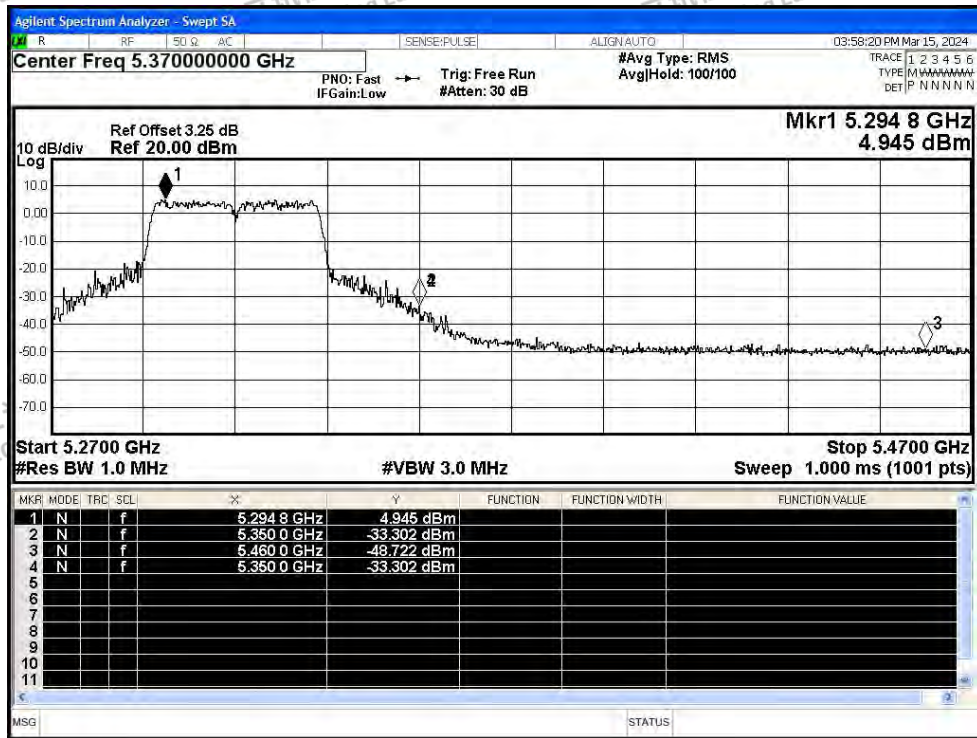


Restrict Band NVNT n40 5270MHz Ant1 Average

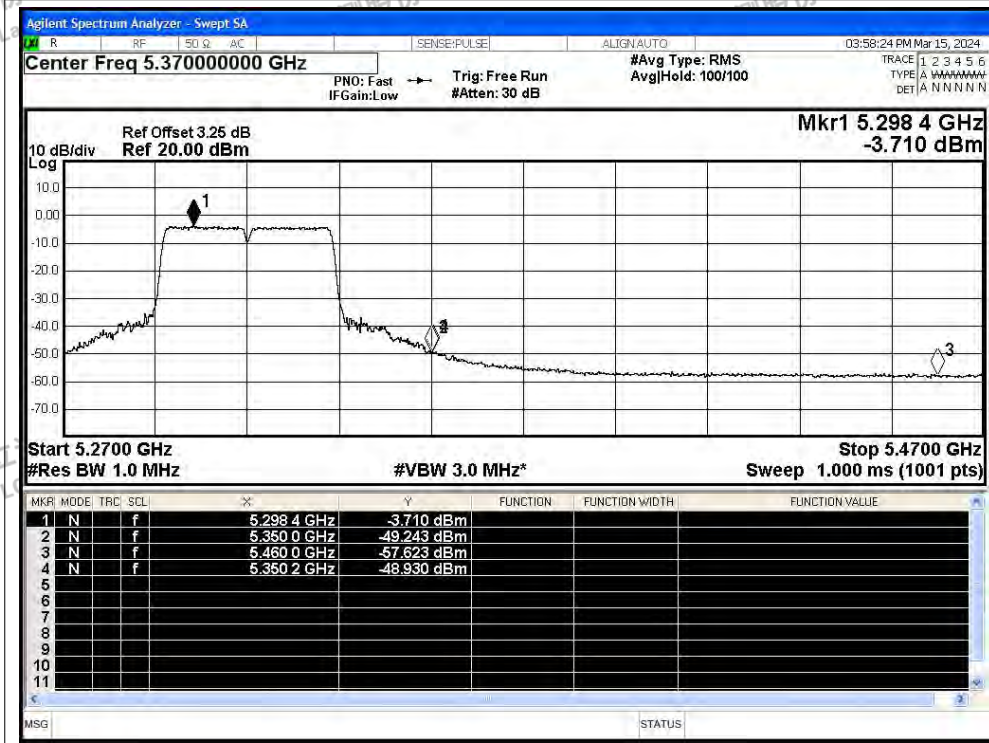




Restrict Band NVNT n40 5310MHz Ant1 Peak

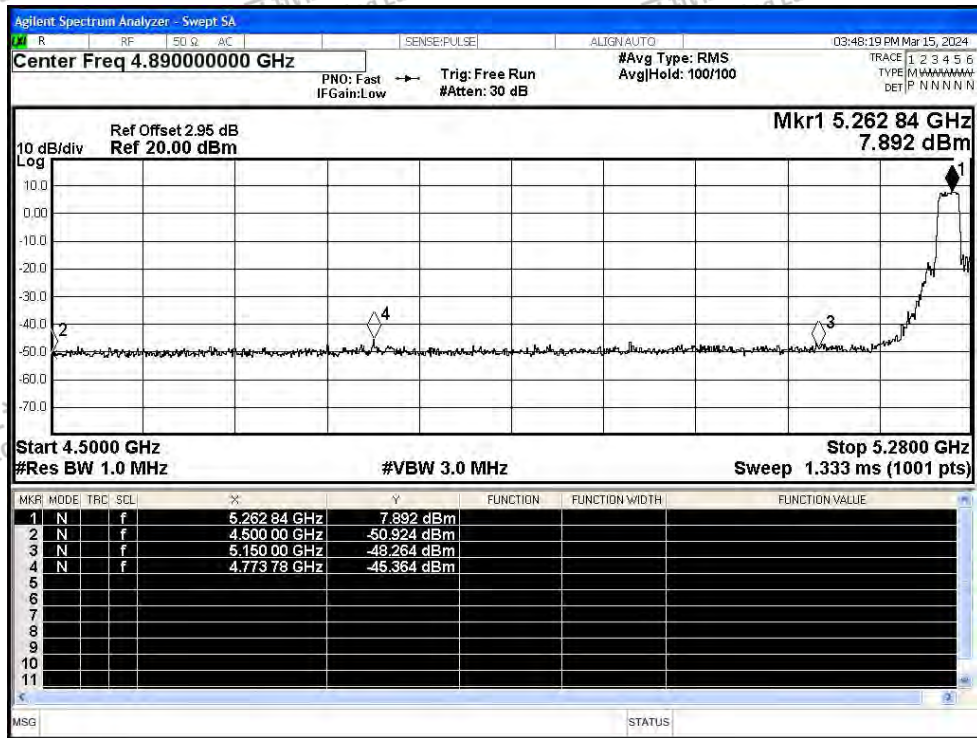


Restrict Band NVNT n40 5310MHz Ant1 Average

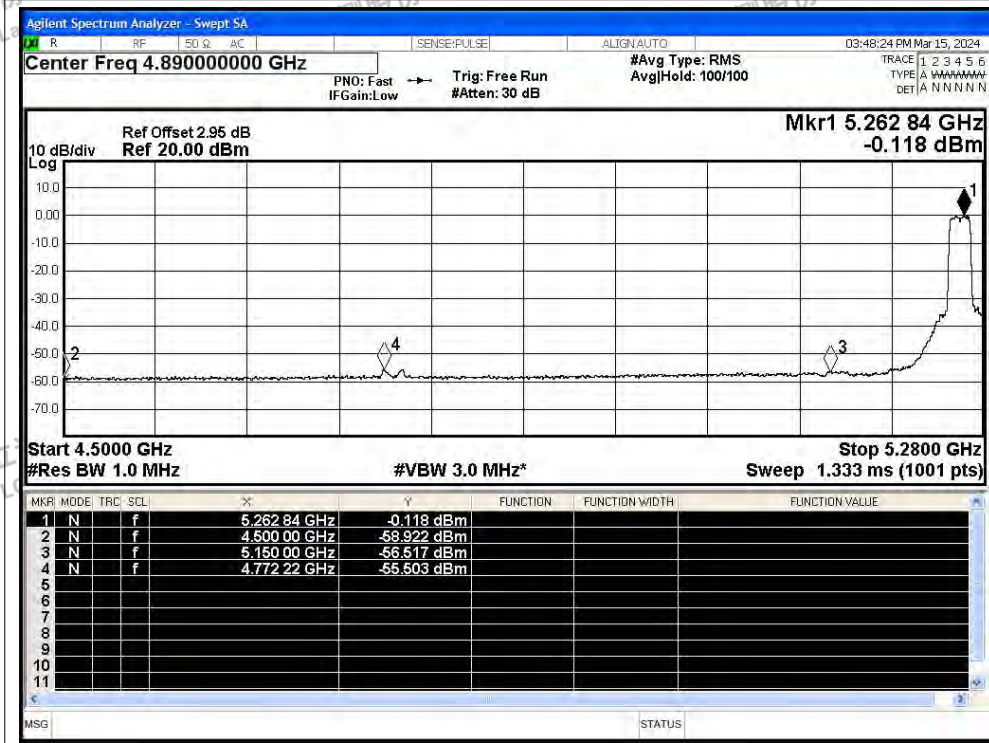




Restrict Band NVNT ac20 5260MHz Ant1 Peak



Restrict Band NVNT ac20 5260MHz Ant1 Average

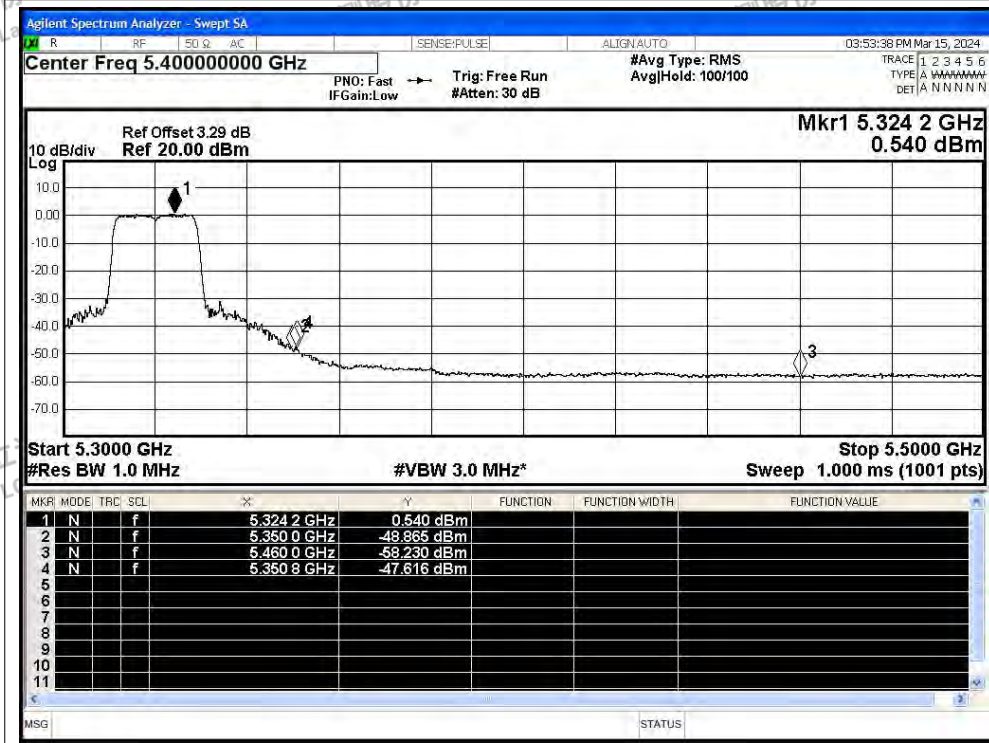




Restrict Band NVNT ac20 5320MHz Ant1 Peak

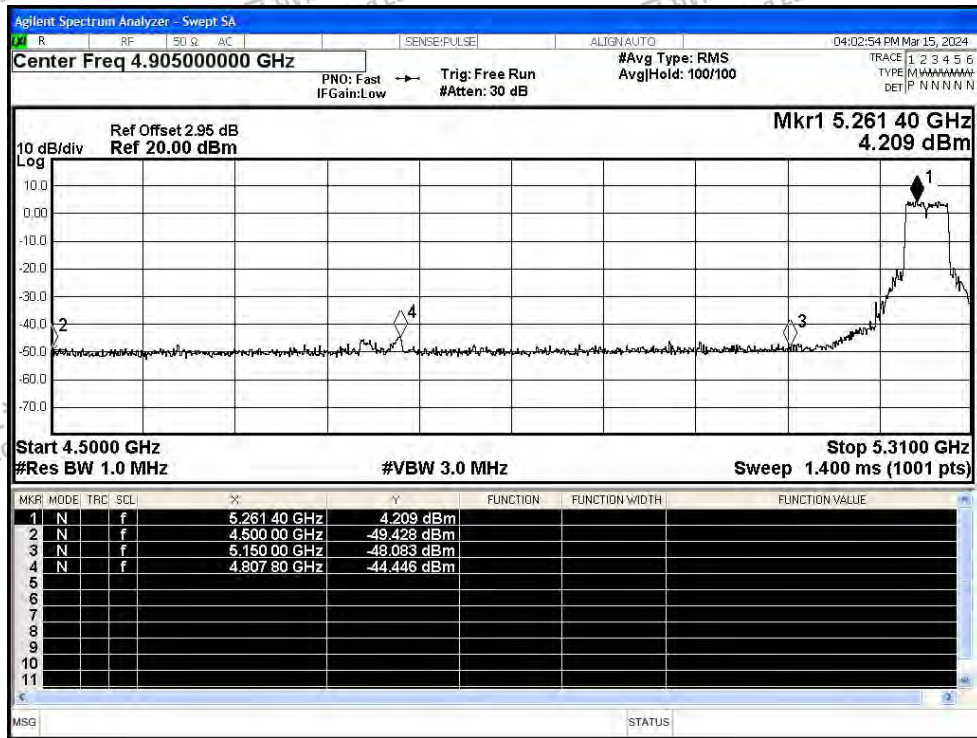


Restrict Band NVNT ac20 5320MHz Ant1 Average

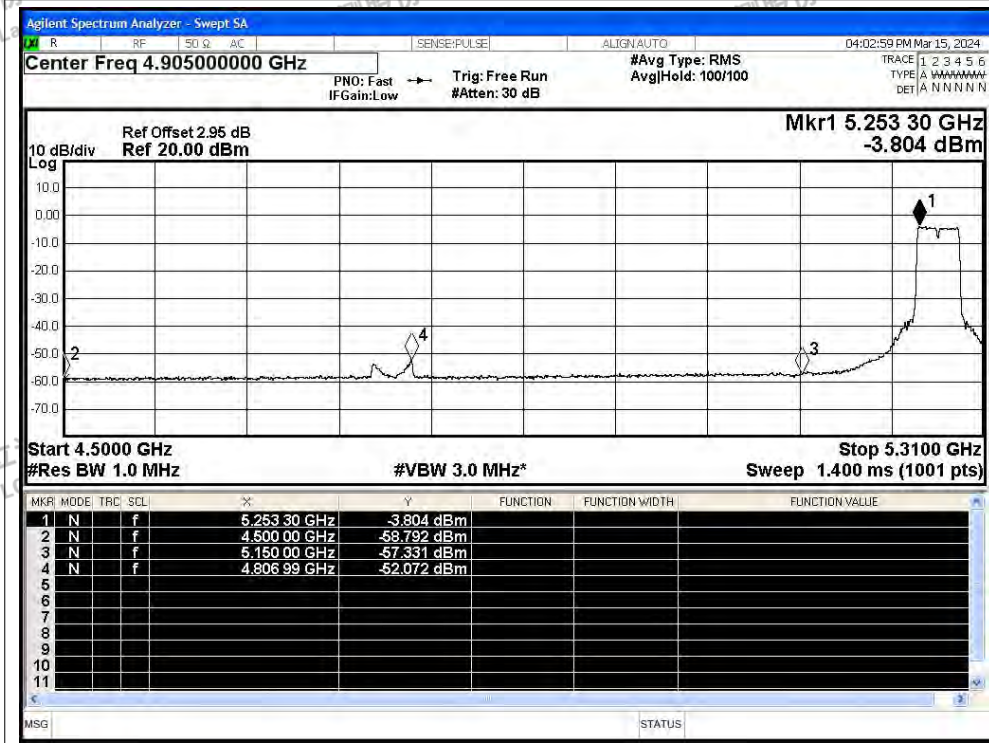




Restrict Band NVNT ac40 5270MHz Ant1 Peak

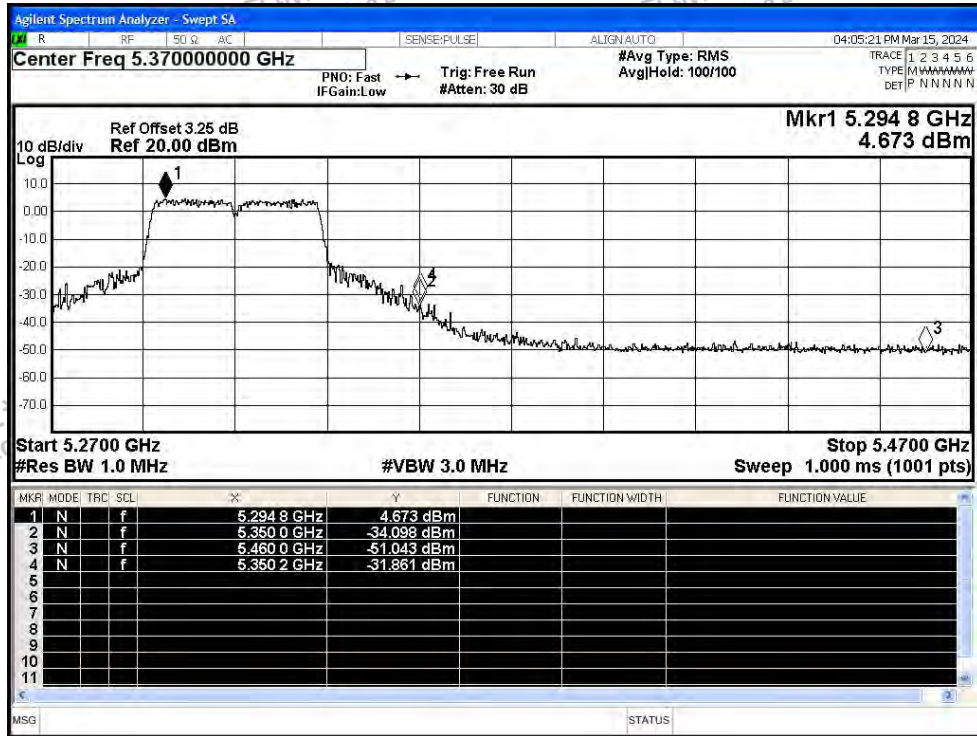


Restrict Band NVNT ac40 5270MHz Ant1 Average

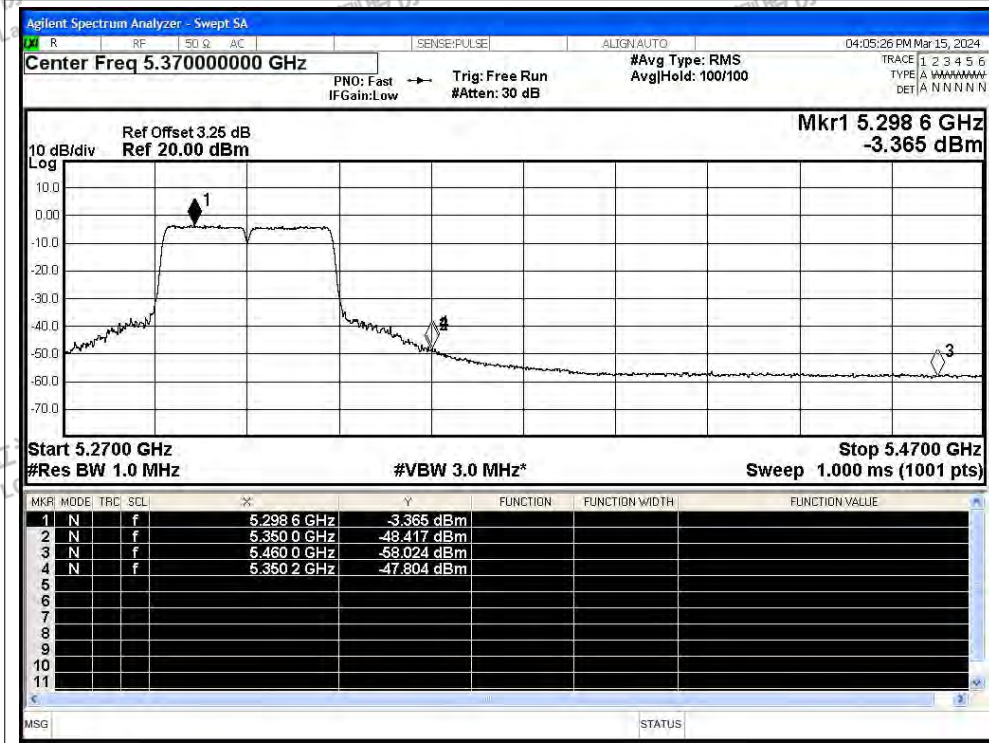




Restrict Band NVNT ac40 5310MHz Ant1 Peak



Restrict Band NVNT ac40 5310MHz Ant1 Average

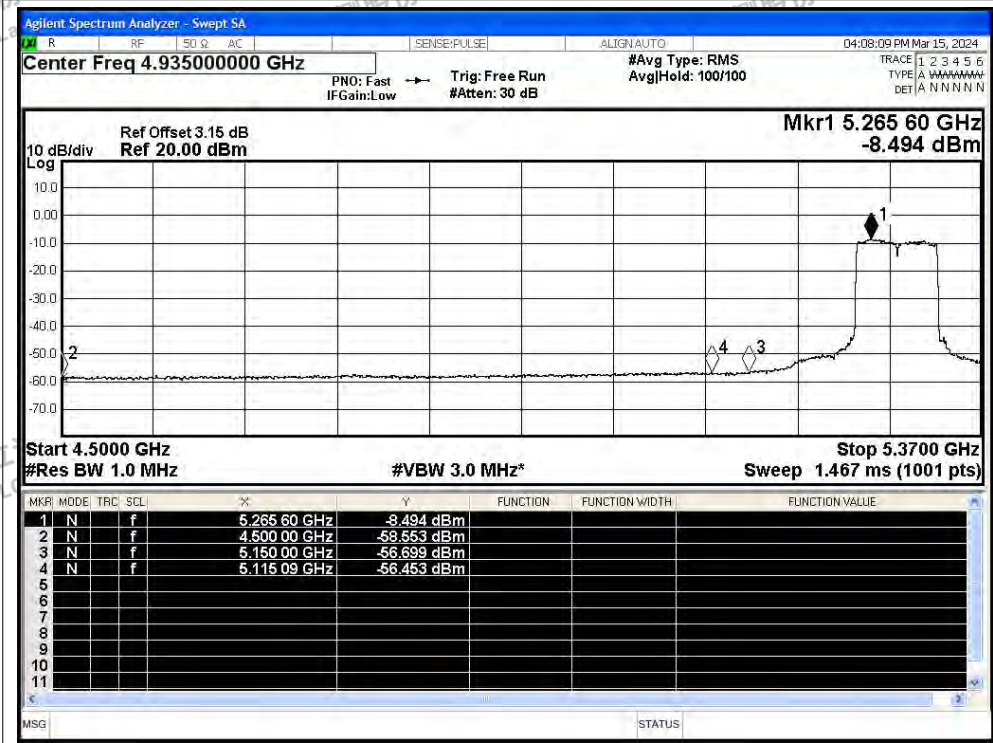




Restrict Band NVNT ac80 5290MHz Ant1 Peak

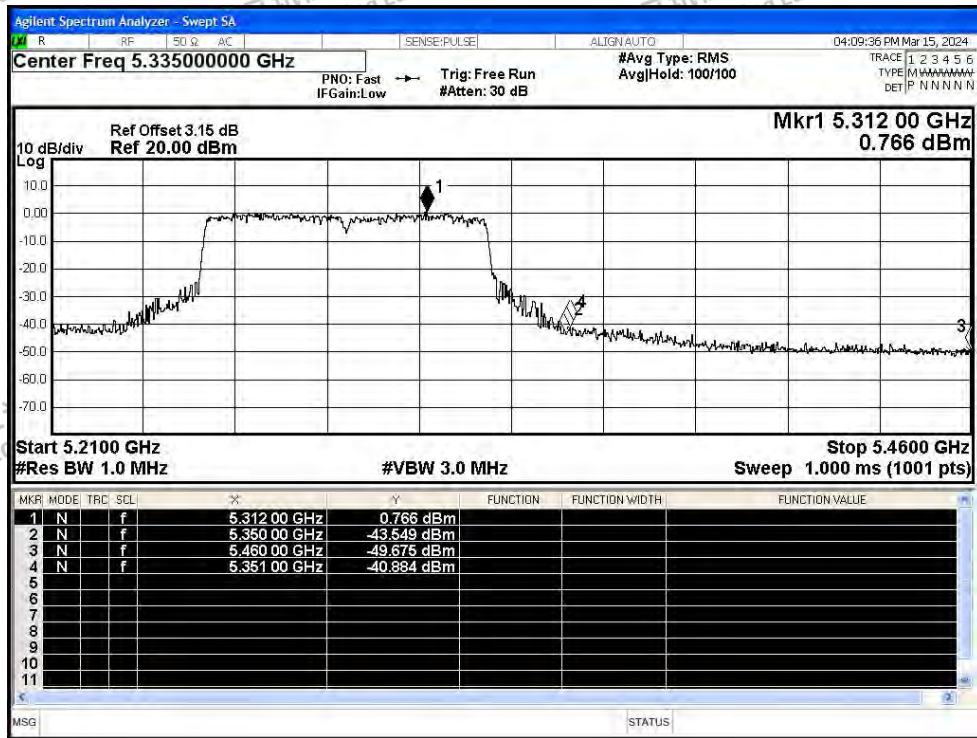


Restrict Band NVNT ac80 5290MHz Ant1 Average

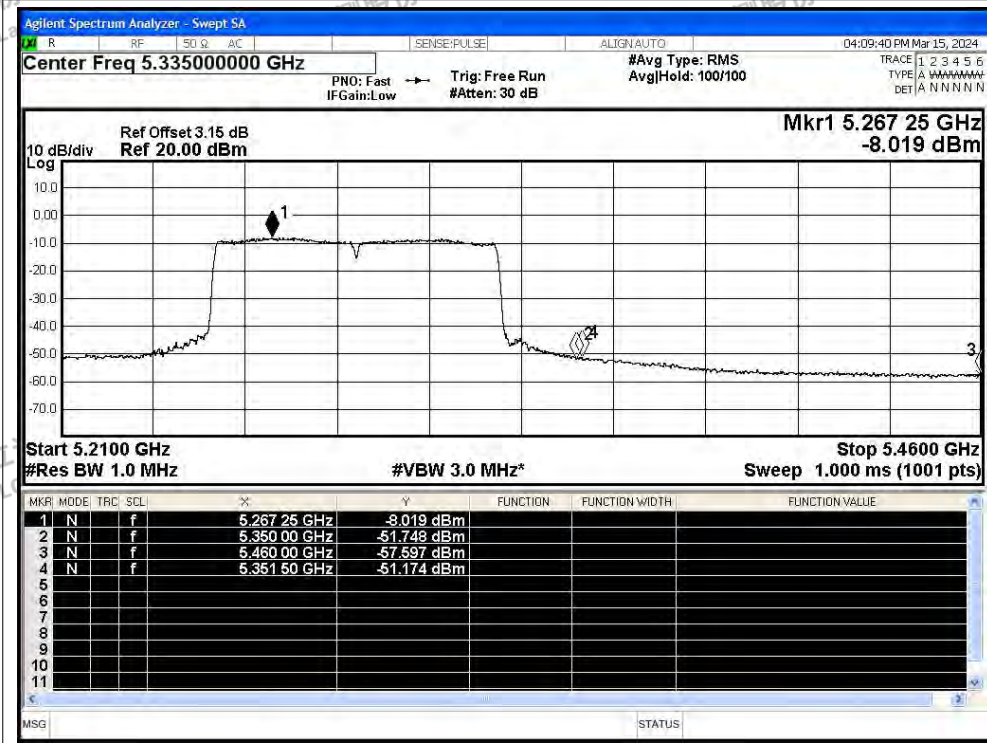




Restrict Band NVNT ac80 5290MHz Ant1 Peak



Restrict Band NVNT ac80 5290MHz Ant1 Average





E.5 Frequency Stability

Condition	Mode	Frequency (MHz)	Antenna	Measured Frequency (MHz)	Frequency Error (Hz)	Deviation (ppm)	Limit (ppm)	Verdict
NVNT	ac20	5260	Ant1	5259.98	-20000	-3.8	25	Pass
NVNT	ac20	5300	Ant1	5299.98	-20000	-3.77	25	Pass
NVNT	ac20	5320	Ant1	5319.96	-40000	-7.52	25	Pass
NVNT	ac40	5270	Ant1	5270	0	0	25	Pass
NVNT	ac40	5310	Ant1	5309.96	-40000	-7.53	25	Pass
NVNT	ac80	5290	Ant1	5290	0	0	25	Pass

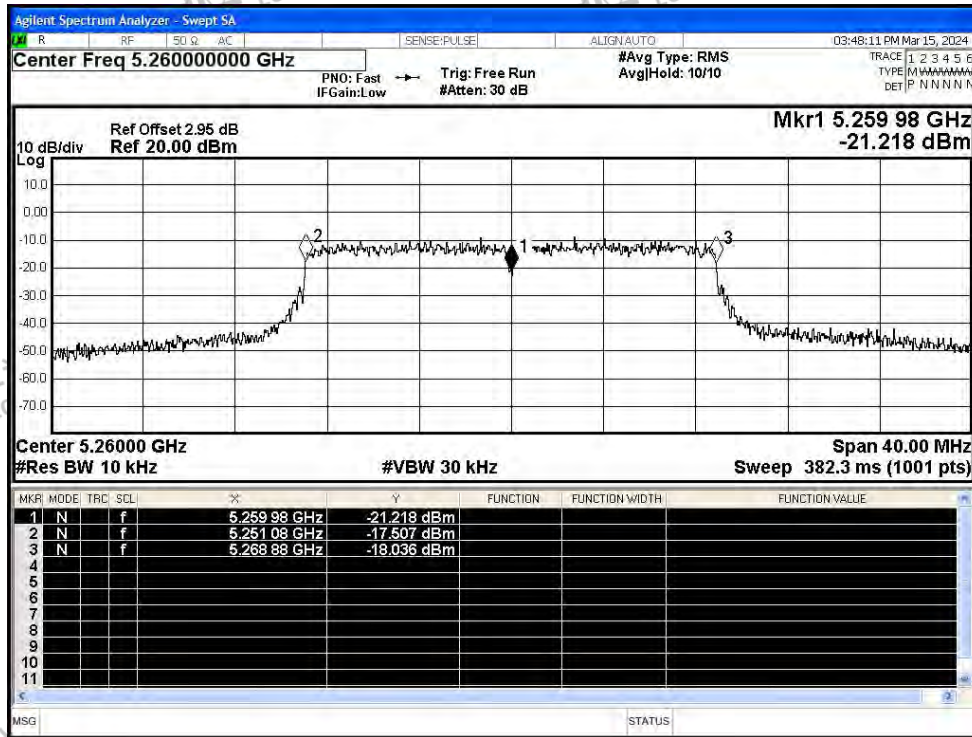


Shenzhen LCS Compliance Testing Laboratory Ltd.
 Add: 101, 201 Bldg A & 301 Bldg C, Juji Industrial Park Yabianxueziwei, Shajing Street, Baoan District, Shenzhen, 518000, China
 Tel: +(86) 0755-82591330 | E-mail: webmaster@lcs-cert.com | Web: www.lcs-cert.com
 Scan code to check authenticity

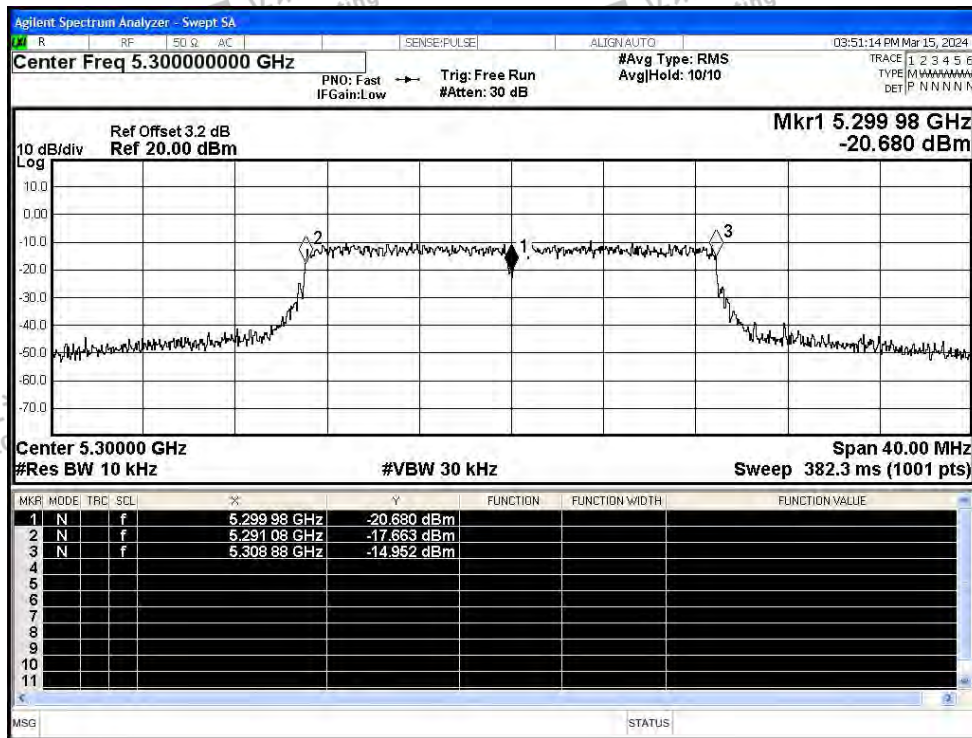


Test Graphs

Freq. Stability NVNT ac20 5260MHz Ant1

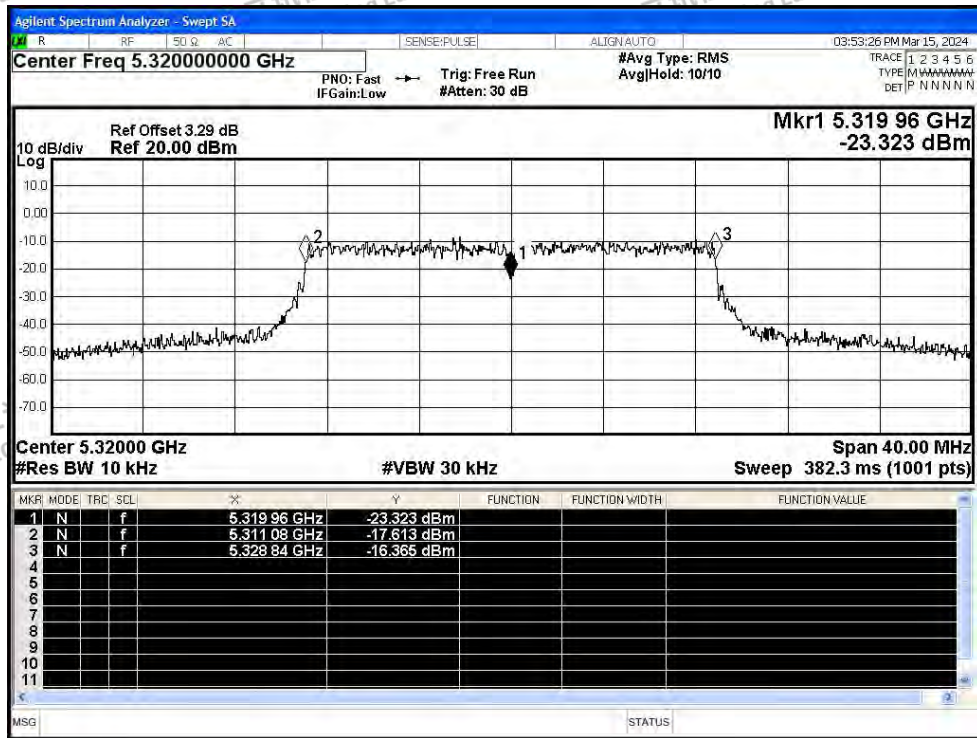


Freq. Stability NVNT ac20 5300MHz Ant1

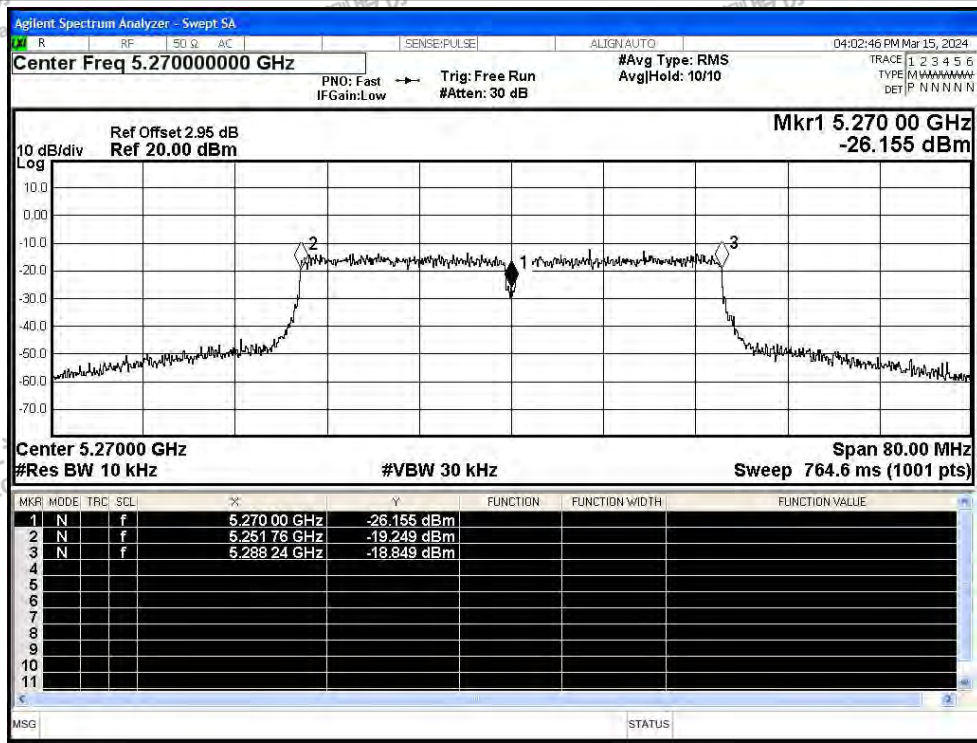




Freq. Stability NVNT ac20 5320MHz Ant1

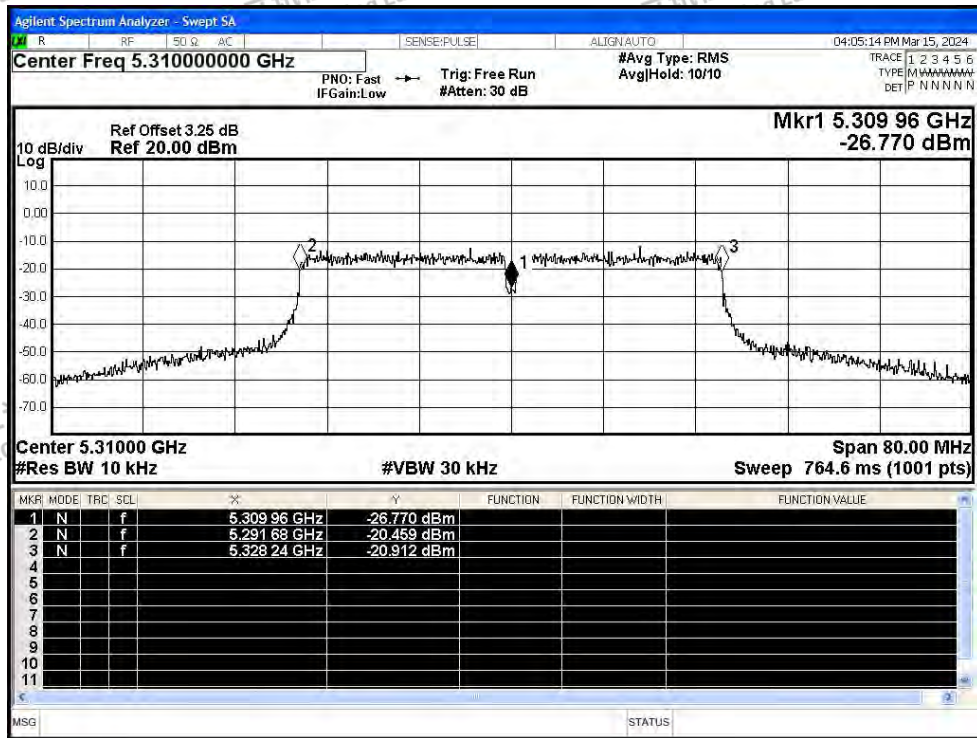


Freq. Stability NVNT ac40 5270MHz Ant1

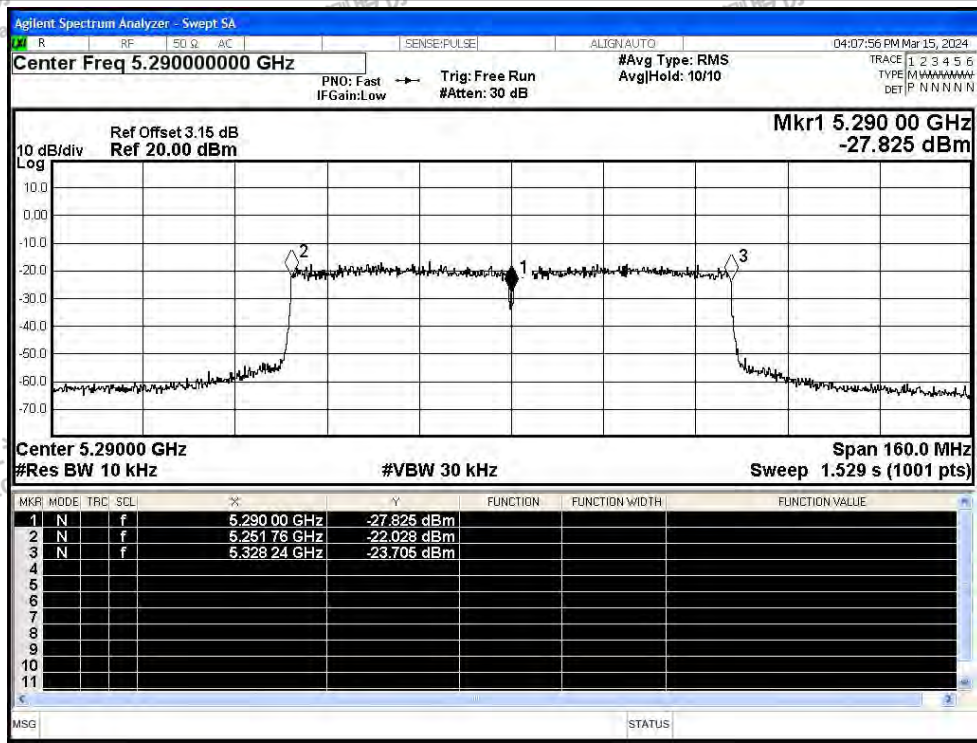




Freq. Stability NVNT ac40 5310MHz Ant1



Freq. Stability NVNT ac80 5290MHz Ant1





E.6 Duty Cycle

Condition	Mode	Frequency (MHz)	Antenna	Duty Cycle (%)	Correction Factor (dB)	1/T (kHz)
NVNT	a	5260	Ant1	97.72	0.1	0.37
NVNT	a	5300	Ant1	97.72	0.1	0.37
NVNT	a	5320	Ant1	97.75	0.1	0.37
NVNT	n20	5260	Ant1	97.29	0.12	0.44
NVNT	n20	5300	Ant1	97.29	0.12	0.44
NVNT	n20	5320	Ant1	97.29	0.12	0.44
NVNT	n40	5270	Ant1	94.79	0.23	0.9
NVNT	n40	5310	Ant1	94.71	0.24	0.9
NVNT	ac20	5260	Ant1	97.34	0.12	0.44
NVNT	ac20	5300	Ant1	97.34	0.12	0.44
NVNT	ac20	5320	Ant1	97.34	0.12	0.44
NVNT	ac40	5270	Ant1	94.72	0.24	0.9
NVNT	ac40	5310	Ant1	94.72	0.24	0.9
NVNT	ac80	5290	Ant1	89.65	0.47	1.86

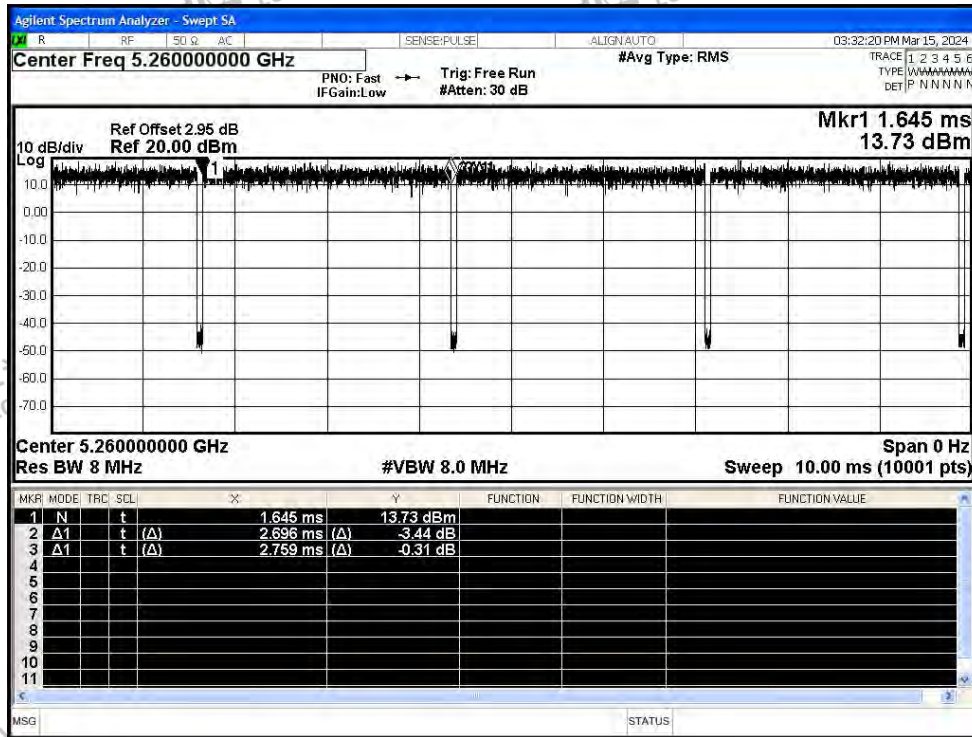


Shenzhen LCS Compliance Testing Laboratory Ltd.
 Add: 101, 201 Bldg A & 301 Bldg C, Juji Industrial Park Yabianxueziwei, Shajing Street, Baoan District, Shenzhen, 518000, China
 Tel: +(86) 0755-82591330 | E-mail: webmaster@lcs-cert.com | Web: www.lcs-cert.com
 Scan code to check authenticity

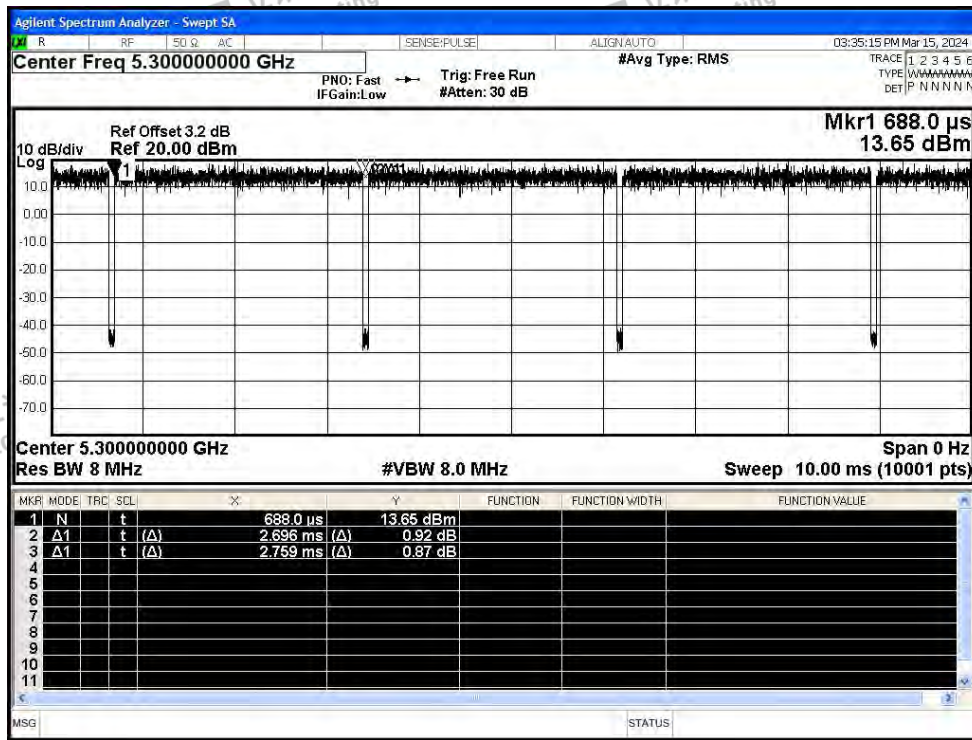


Test Graphs

Duty Cycle NVNT a 5260MHz Ant1

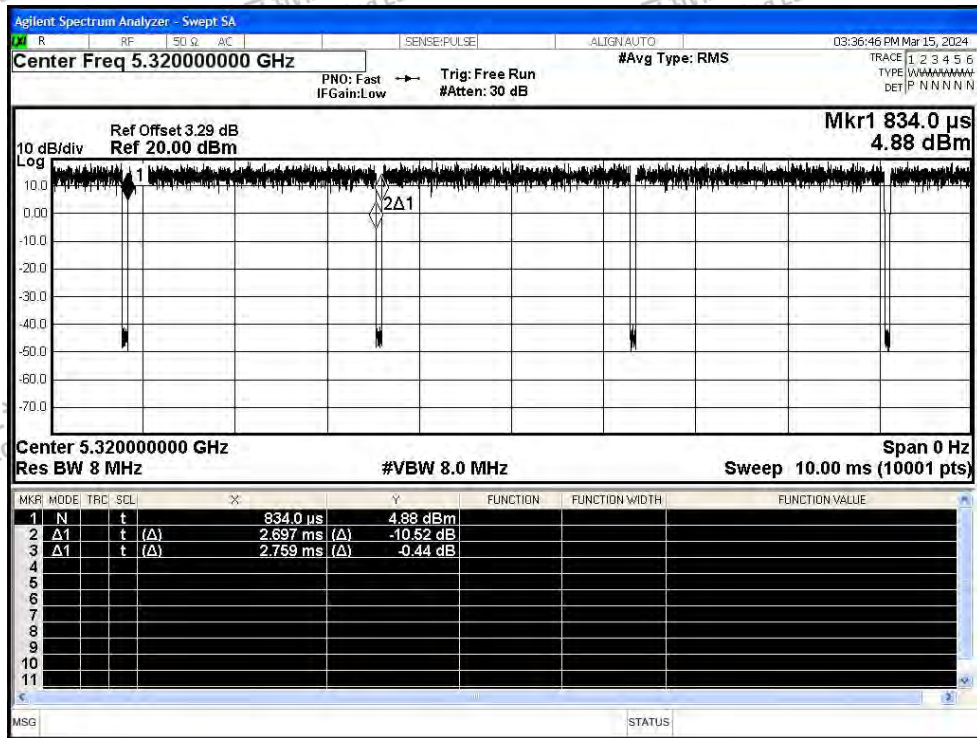


Duty Cycle NVNT a 5300MHz Ant1

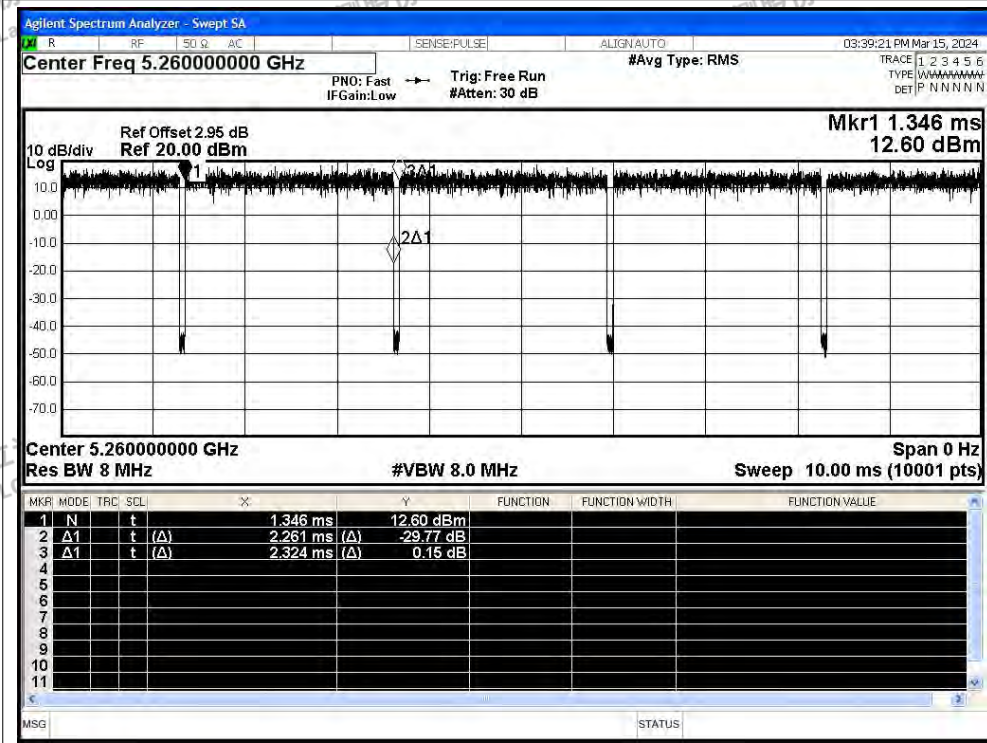




Duty Cycle NVNT a 5320MHz Ant1

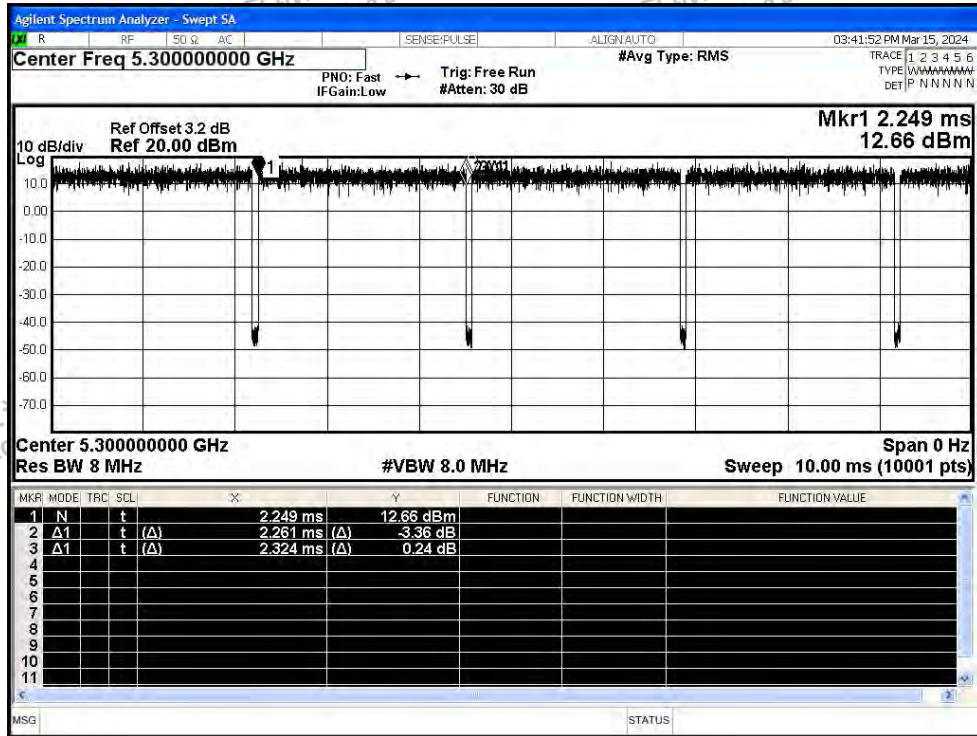


Duty Cycle NVNT n20 5260MHz Ant1

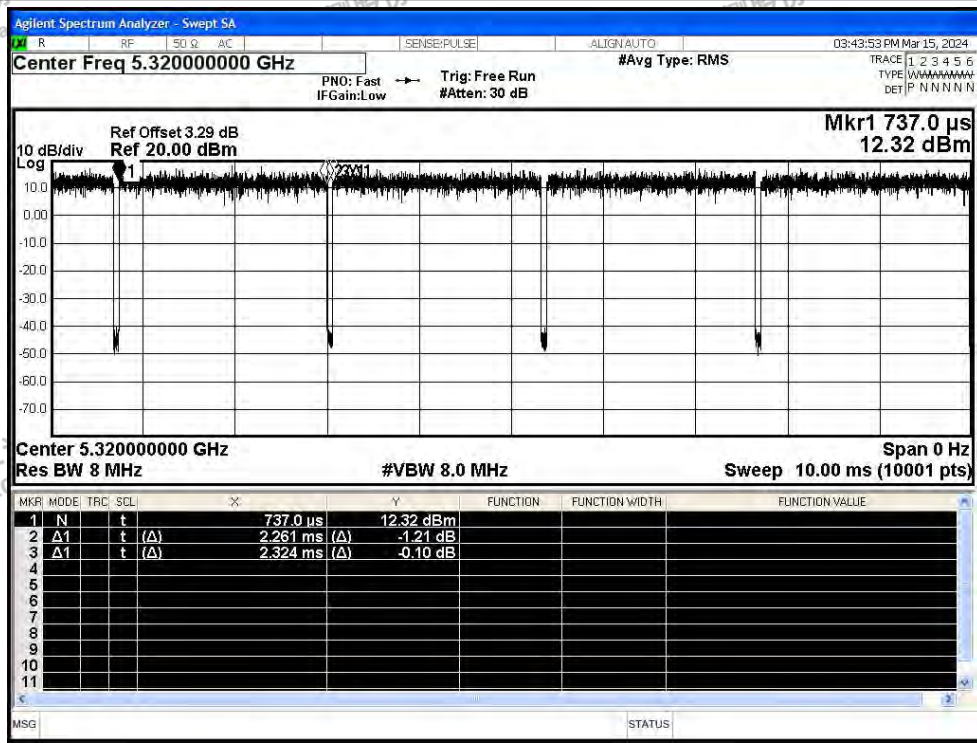




Duty Cycle NVNT n20 5300MHz Ant1

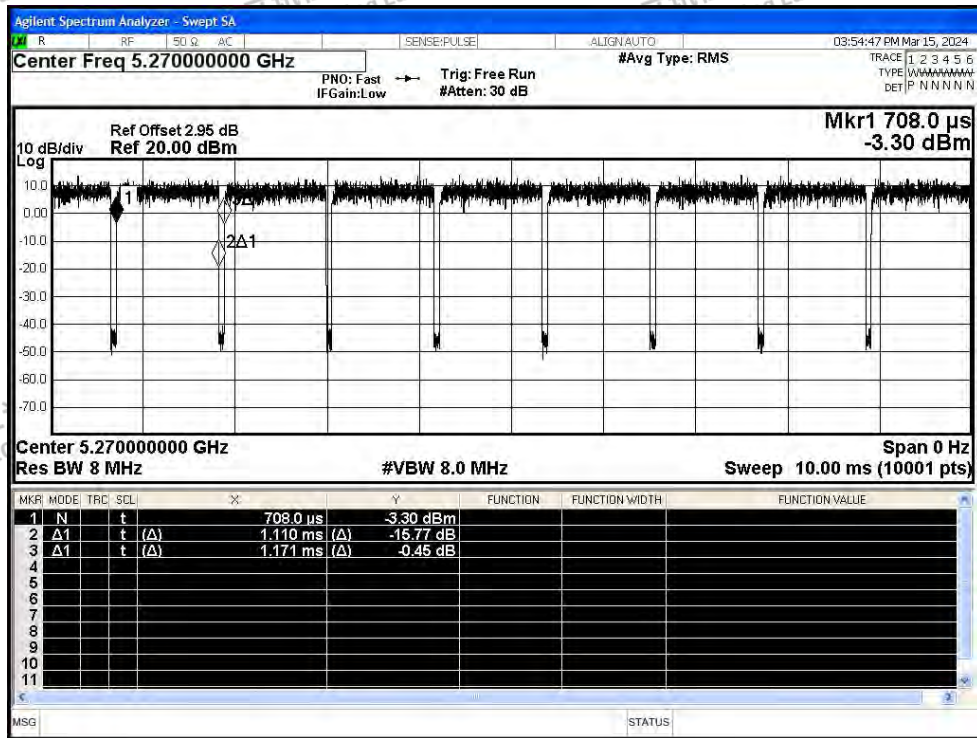


Duty Cycle NVNT n20 5320MHz Ant1

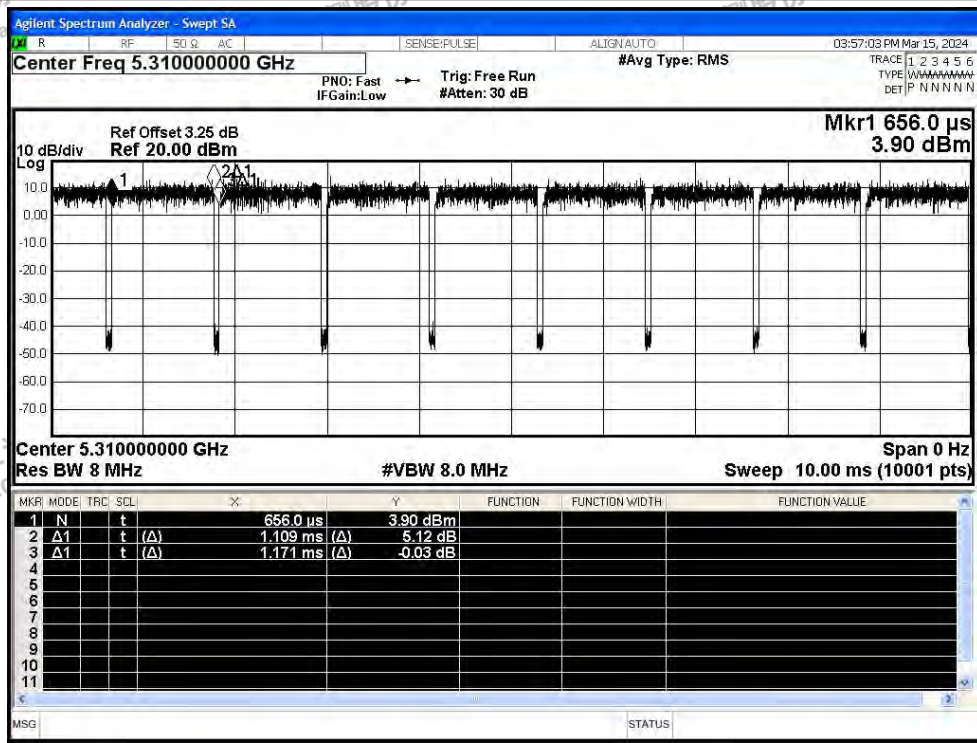




Duty Cycle NVNT n40 5270MHz Ant1

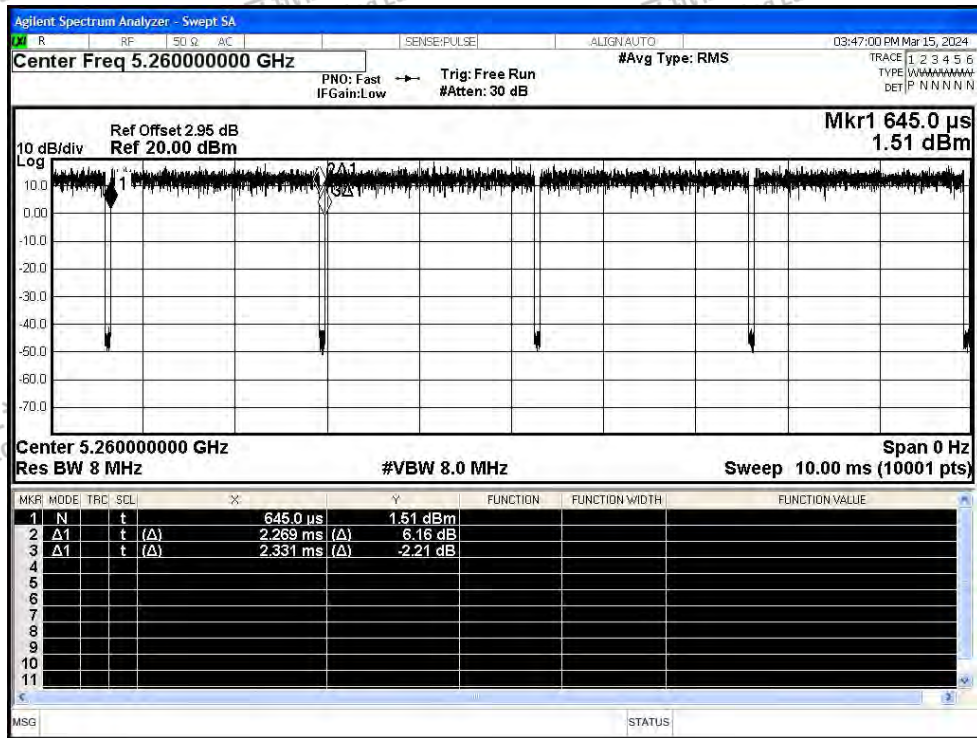


Duty Cycle NVNT n40 5310MHz Ant1

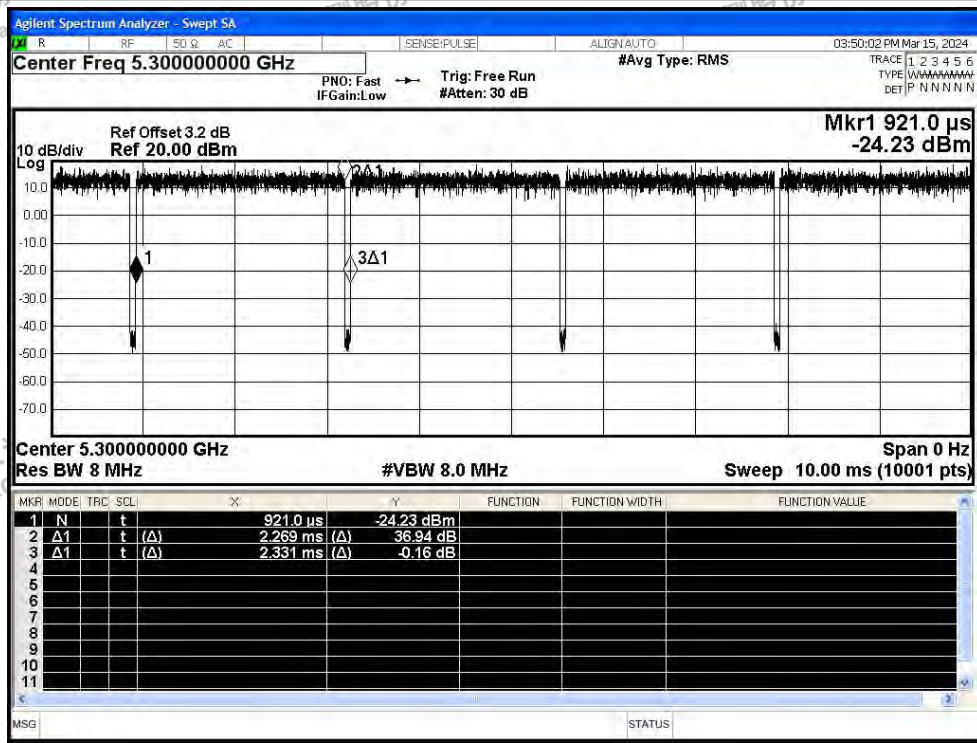




Duty Cycle NVNT ac20 5260MHz Ant1

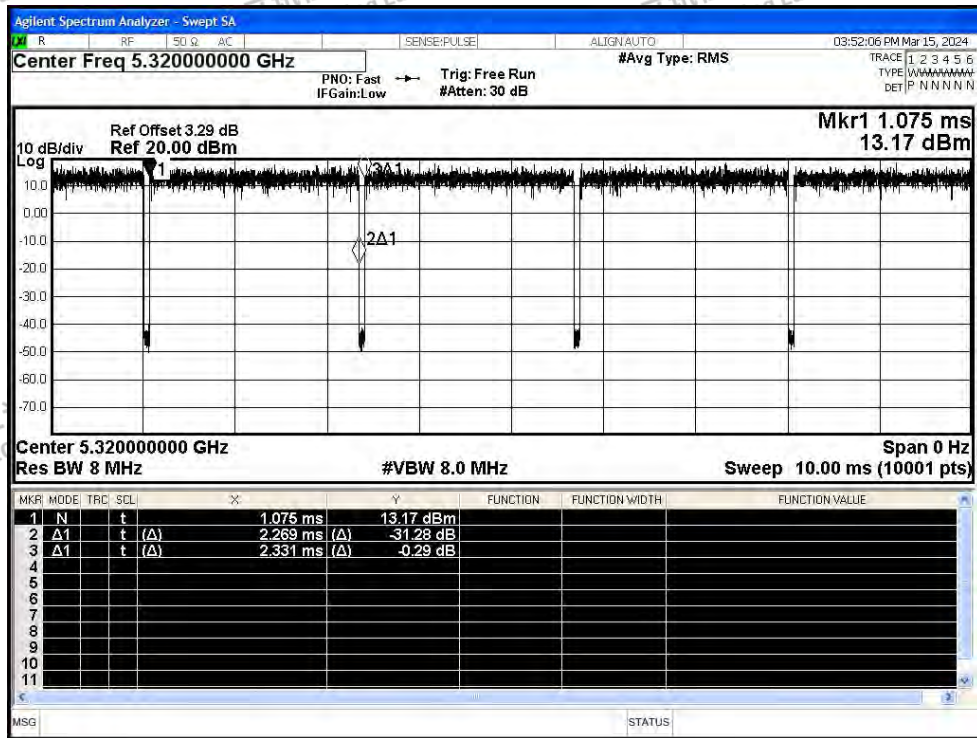


Duty Cycle NVNT ac20 5300MHz Ant1

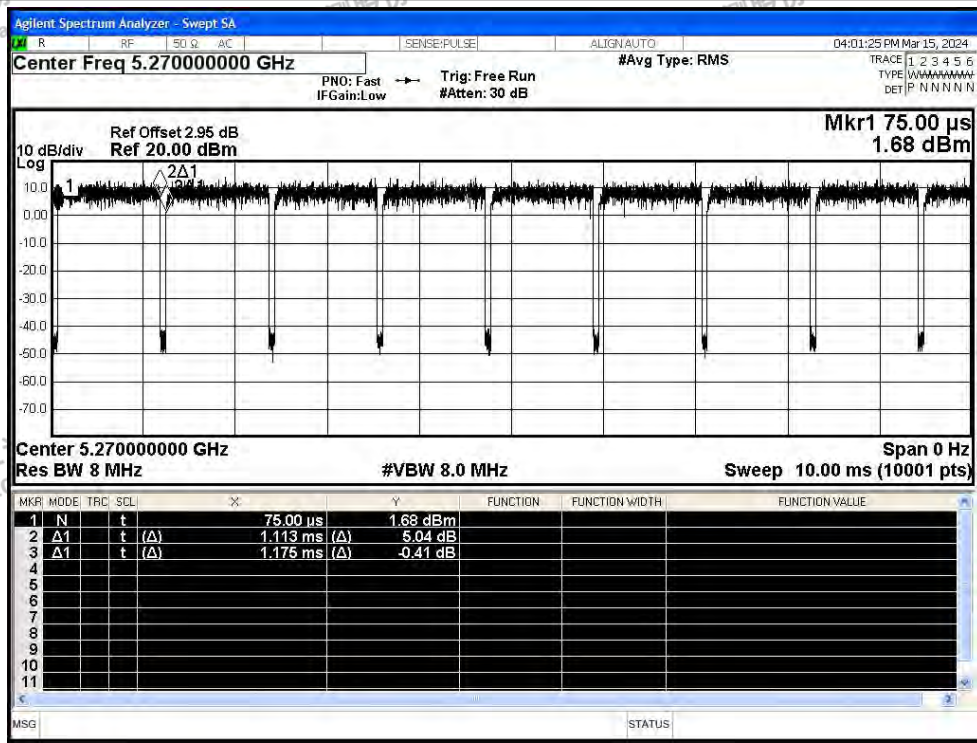




Duty Cycle NVNT ac20 5320MHz Ant1

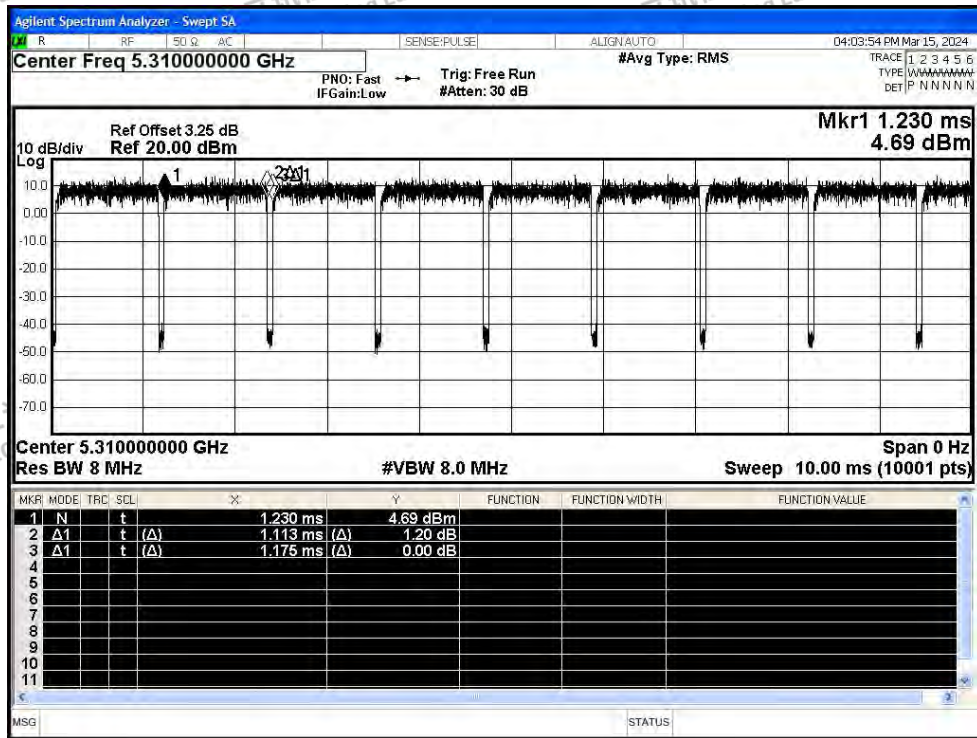


Duty Cycle NVNT ac40 5270MHz Ant1





Duty Cycle NVNT ac40 5310MHz Ant1



Duty Cycle NVNT ac80 5290MHz Ant1

