

WiFi Antenna Report

Zhuhai Boyue Electronics Co., Ltd

customer name	Zhuhai Sanlu Industrial Co., Ltd
product name	WiFi antenna
Customer Material	
project name	
product brand	
product model	

appendage	<input checked="" type="checkbox"/> cover	<input checked="" type="checkbox"/> drawing	<input type="checkbox"/> CPK Newspaper	<input type="checkbox"/> UN38.3
	<input checked="" type="checkbox"/> Reliability test	<input checked="" type="checkbox"/> 3D model	<input type="checkbox"/> FAI report	

Supplier approval	make	audit	ratify
	Yang Ju	Jian-Rong Yang	Wang Huaijun



Customer signature	make	make	make

Condition of recognition	<input type="checkbox"/> acknowledge	<input type="checkbox"/> disallow
	<input type="checkbox"/> Conditional recognition is subject to the following conditions:	
	<input type="checkbox"/> Provisional recognition Limited ___ PCS	

supplier information:	
Given name : Zhuhai Boyue Electronics Co., Ltd	associate : Ma Fei
site : 201, No.29, Laotangwei Street, Qianfeng Village, Sanzao Town, Jinwan District, Zhuhai, China	
EMAIL: fpc_boy@163.com	

Catalogue

Cover..... 1

Catalogue..... 2

1. Specification overview 3

2. FPC touch + antenna appearance 3

3. Electrical property 3

 3.1. Antenna band 3

 3.2. Antenna gain 3

4. Appendix I: Structural drawings 4

5. Appendix II (3D Test Report) 5



1. Specification overview

2. This specification describes the condition of the built-in FPC antenna, which has a WIFI frequency band.

3. FPC antenna appearance



1. Electrical properties

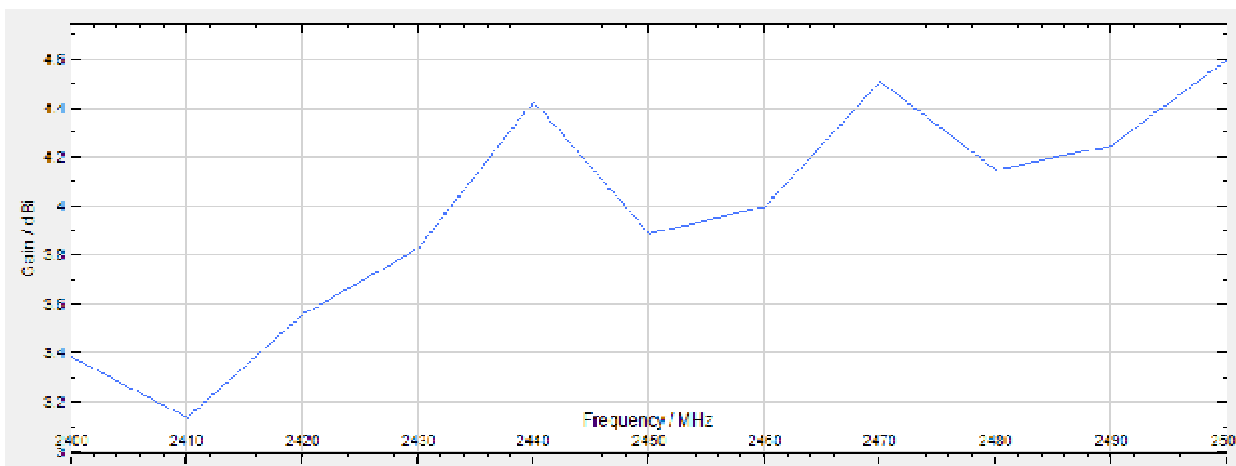
1.1. Antenna frequency band

	WIFI
transmit frequency band(MHz)	2400MHz-2500MHz



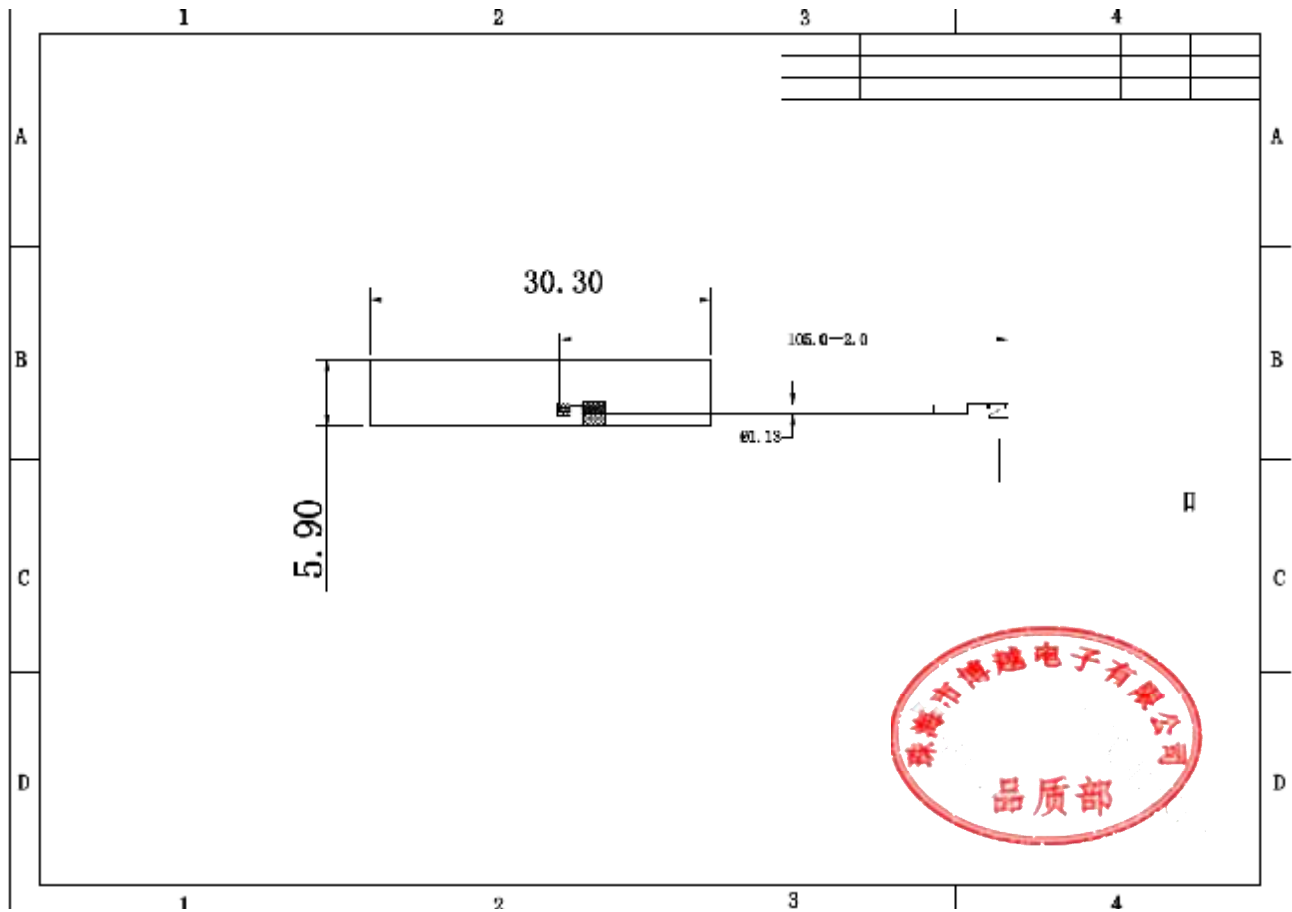
1.1. Gain

	Resonant point range(MHz)	Frequency (MHz)/ gain	
		2400	2500
	2400-2500	Gain/d Bi	
		3.39	4.60



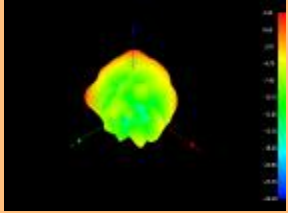
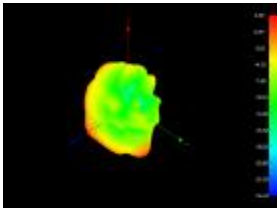
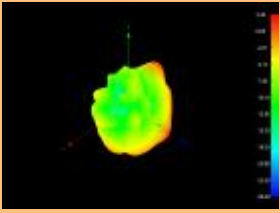
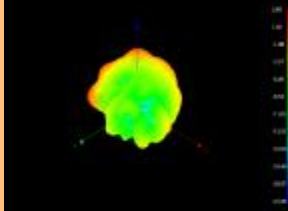
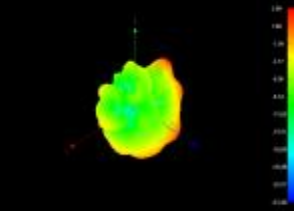
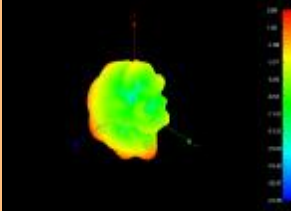
Appendix I: Structural drawings

FPC structural drawings



Appendix II: 3D testing

3D Test report

Frequency (MHz)	Field strength pattern		
2400			
2450			
2500	