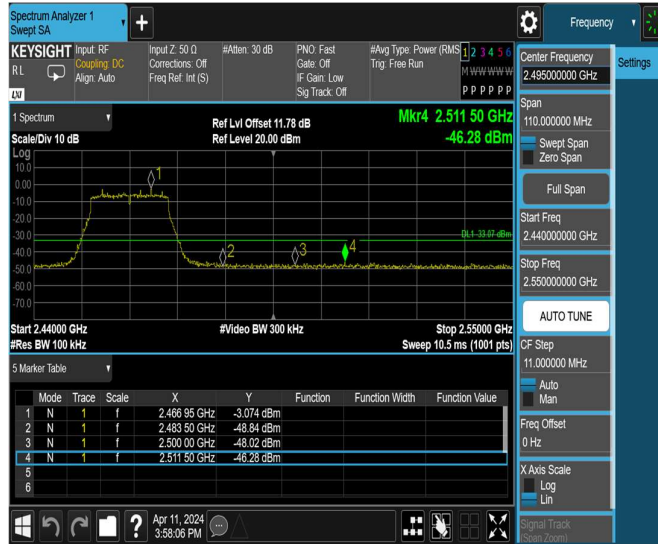
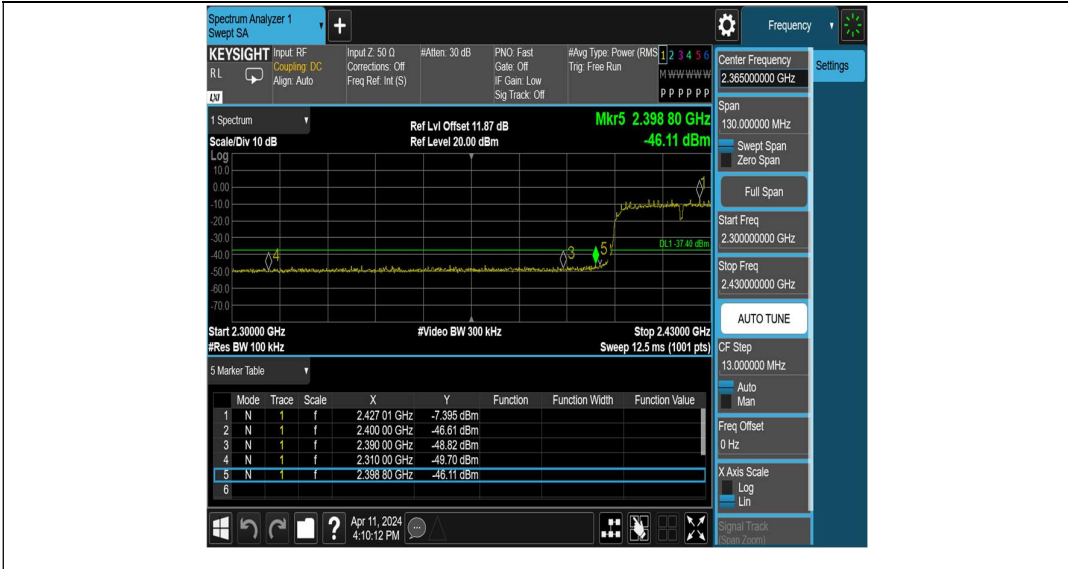


11N20SISO_Ant1_High_2462



11N40SISO_Ant1_Low_2422



11N40SISO_Ant1_High_2452



Appendix F: Conducted Spurious Emission

Test Result

TestMode	Antenna	Frequency[MHz]	FreqRange [Mhz]	RefLevel [dBm]	Result [dBm]	Limit [dBm]	Verdict
11B	Ant1	2412	Reference	2.88	2.88	---	PASS
			30~1000	2.88	-58.53	≤-27.12	PASS
			1000~2650 0	2.88	-50.4	≤-27.12	PASS
		2437	Reference	1.40	1.40	---	PASS
			30~1000	1.40	-58.35	≤-28.6	PASS
			1000~2650 0	1.40	-50.17	≤-28.6	PASS
		2462	Reference	1.46	1.46	---	PASS
			30~1000	1.46	-58.46	≤-28.54	PASS
			1000~2650 0	1.46	-50.38	≤-28.54	PASS
11G	Ant1	2412	Reference	-3.84	-3.84	---	PASS
			30~1000	-3.84	-58.42	≤-33.84	PASS
			1000~2650 0	-3.84	-49.47	≤-33.84	PASS
		2437	Reference	-2.82	-2.82	---	PASS
			30~1000	-2.82	-58.96	≤-32.82	PASS
			1000~2650 0	-2.82	-50.1	≤-32.82	PASS
		2462	Reference	-1.69	-1.69	---	PASS
			30~1000	-1.69	-57.62	≤-31.69	PASS
			1000~2650 0	-1.69	-50.06	≤-31.69	PASS

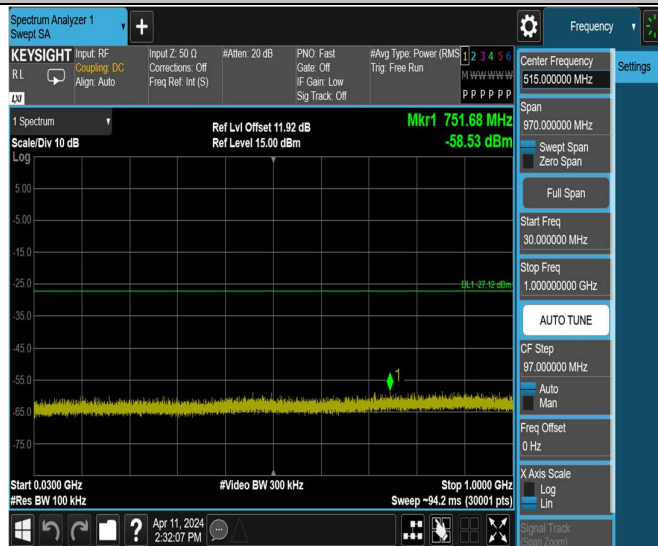
11N20Si SO	Ant1	2412	Reference	-3.83	-3.83	---	PASS
			30~1000	-3.83	-58.15	≤ -33.83	PASS
			1000~2650 0	-3.83	-50.18	≤ -33.83	PASS
		2437	Reference	-2.90	-2.90	---	PASS
			30~1000	-2.90	-57.42	≤ -32.9	PASS
			1000~2650 0	-2.90	-50.37	≤ -32.9	PASS
		2462	Reference	-2.95	-2.95	---	PASS
			30~1000	-2.95	-58.49	≤ -32.95	PASS
			1000~2650 0	-2.95	-49.91	≤ -32.95	PASS
11N40Si SO	Ant1	2422	Reference	-7.22	-7.22	---	PASS
			30~1000	-7.22	-58.41	≤ -37.22	PASS
			1000~2650 0	-7.22	-49.91	≤ -37.22	PASS
		2437	Reference	-6.88	-6.88	---	PASS
			30~1000	-6.88	-58.2	≤ -36.88	PASS
			1000~2650 0	-6.88	-49.84	≤ -36.88	PASS
		2452	Reference	-6.04	-6.04	---	PASS
			30~1000	-6.04	-57.86	≤ -36.04	PASS
			1000~2650 0	-6.04	-49.42	≤ -36.04	PASS

Test Graphs

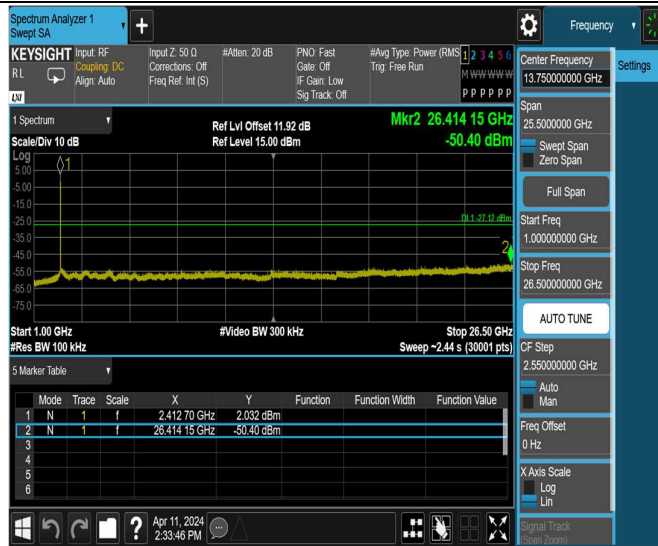
11B_Ant1_2412_0~Reference



11B_Ant1_2412_30~1000



11B_Ant1_2412_1000~26500



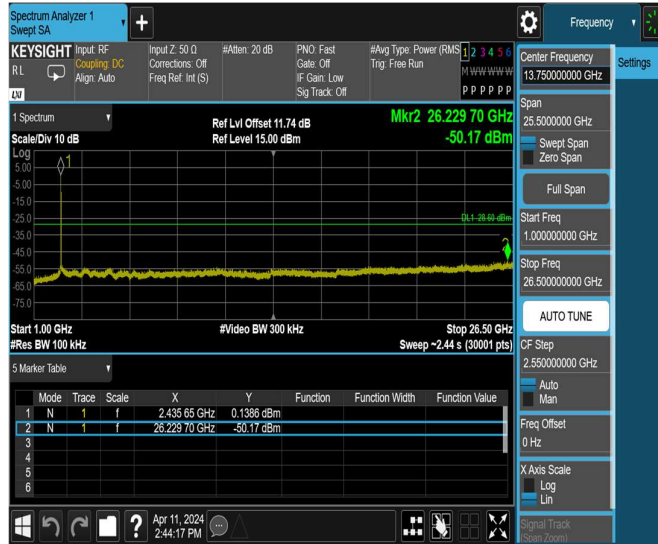
11B_Ant1_2437_0~Reference



11B_Ant1_2437_30~1000



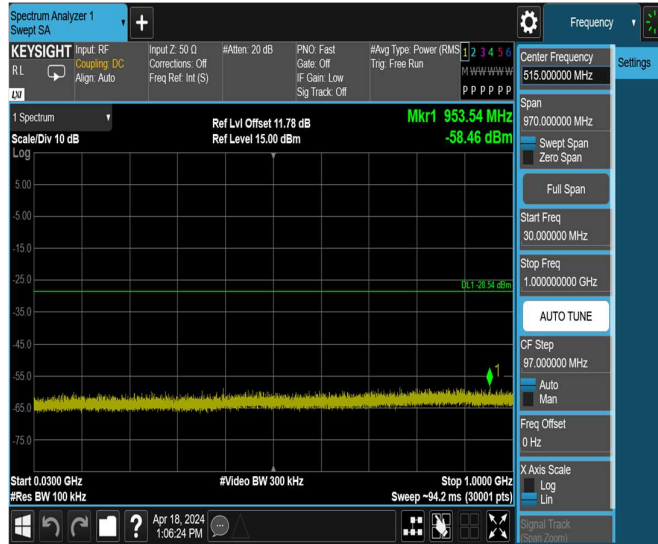
11B_Ant1_2437_1000~26500



11B_Ant1_2462_0~Reference



11B_Ant1_2462_30~1000



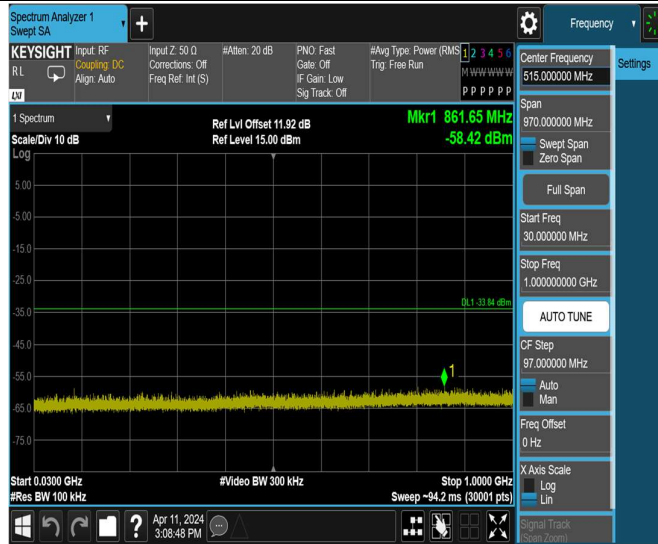
11B_Ant1_2462_1000~26500



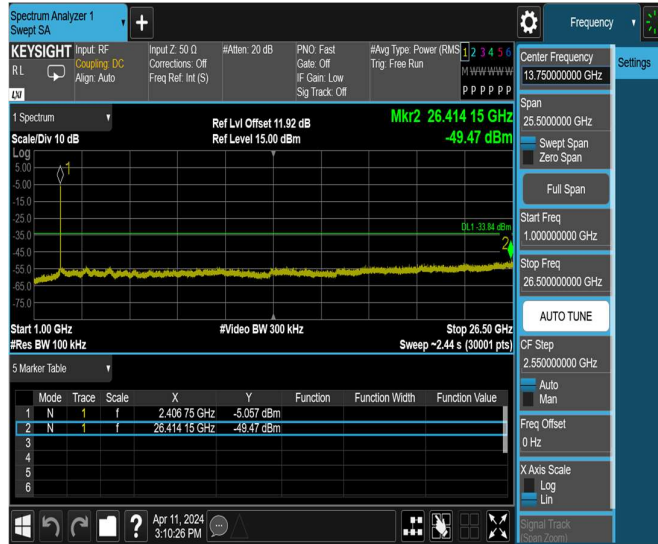
11G_Ant1_2412_0~Reference



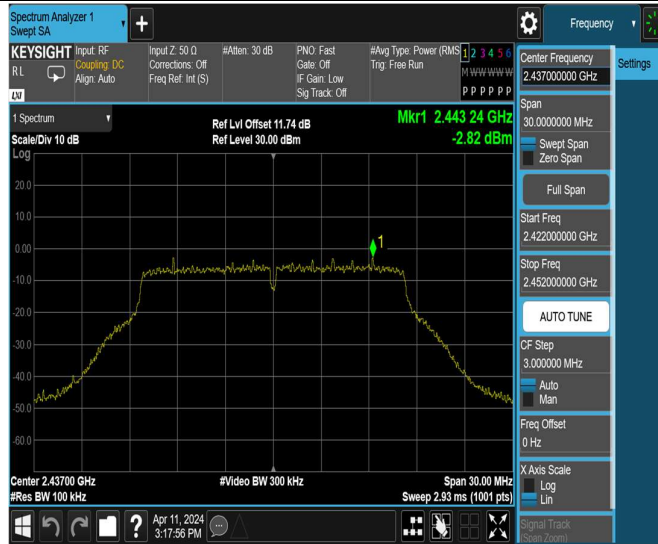
11G_Ant1_2412_30~1000



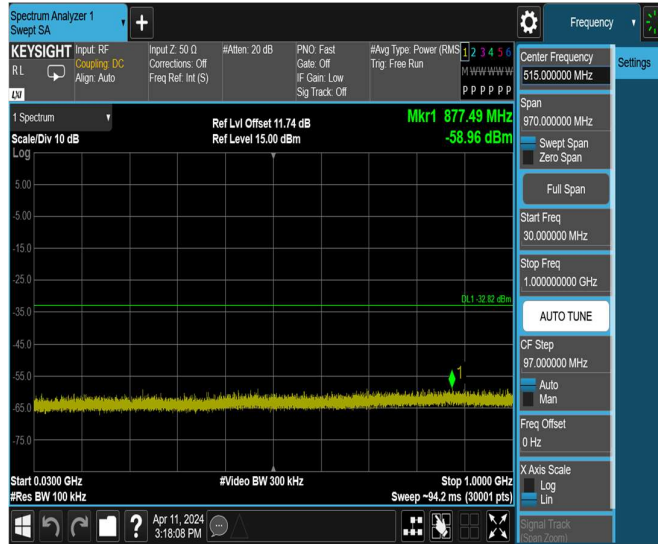
11G_Ant1_2412_1000~26500



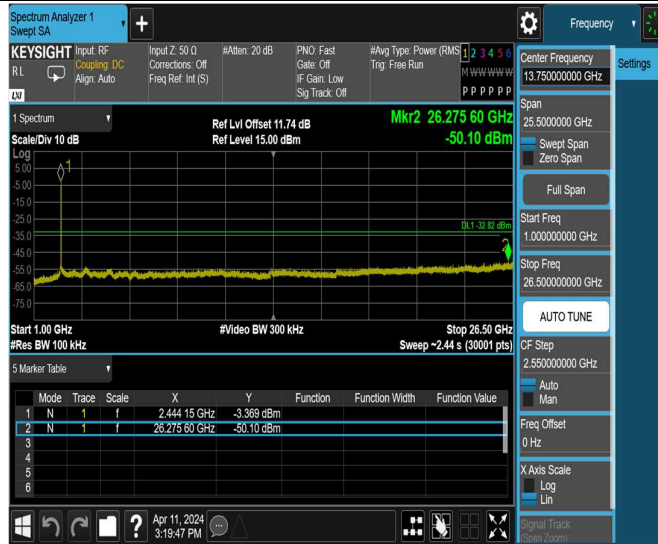
11G_Ant1_2437_0~Reference



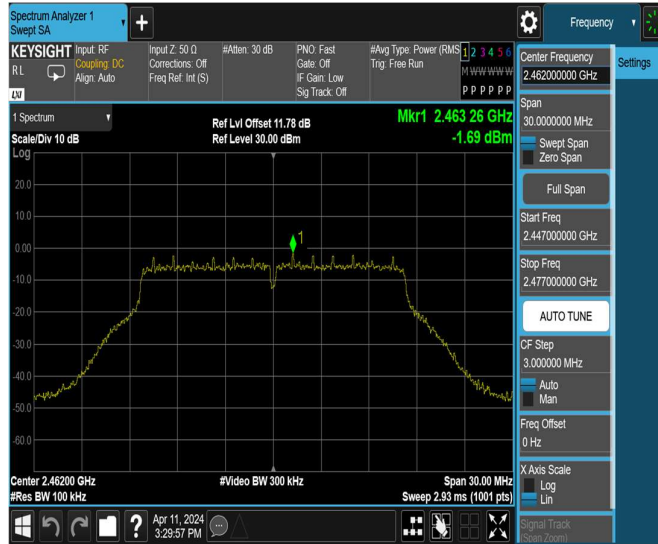
11G_Ant1_2437_30~1000



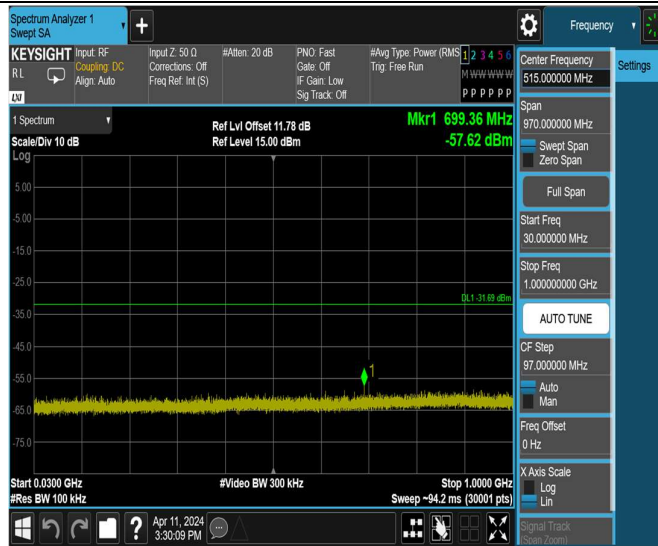
11G_Ant1_2437_1000~26500



11G_Ant1_2462_0~Reference



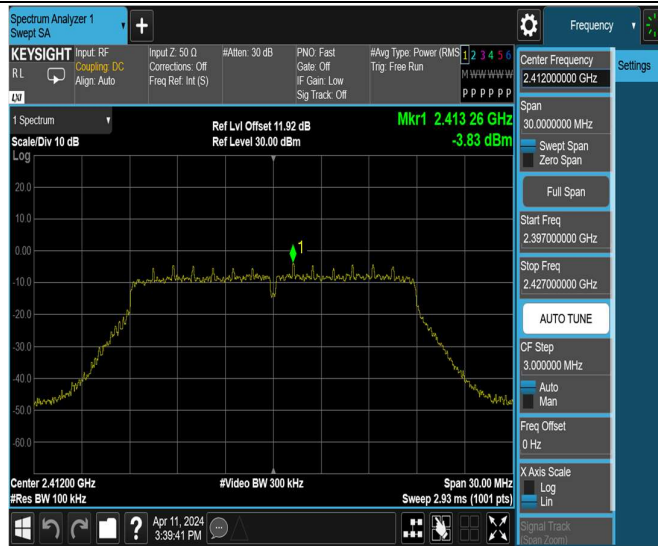
11G_Ant1_2462_30~1000



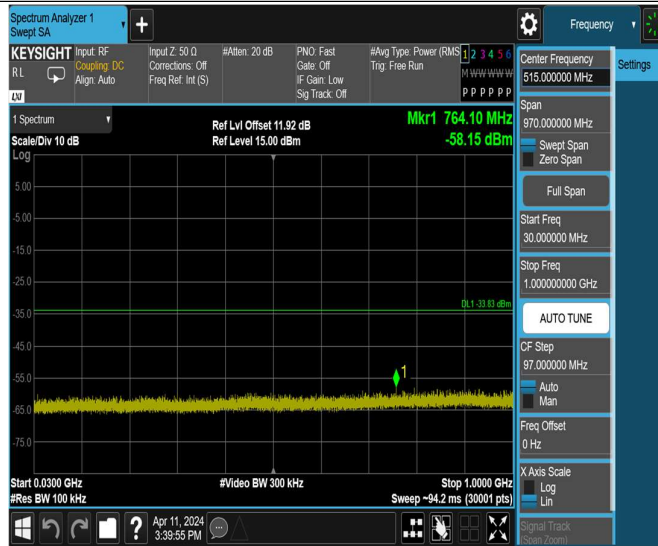
11G_Ant1_2462_1000~26500



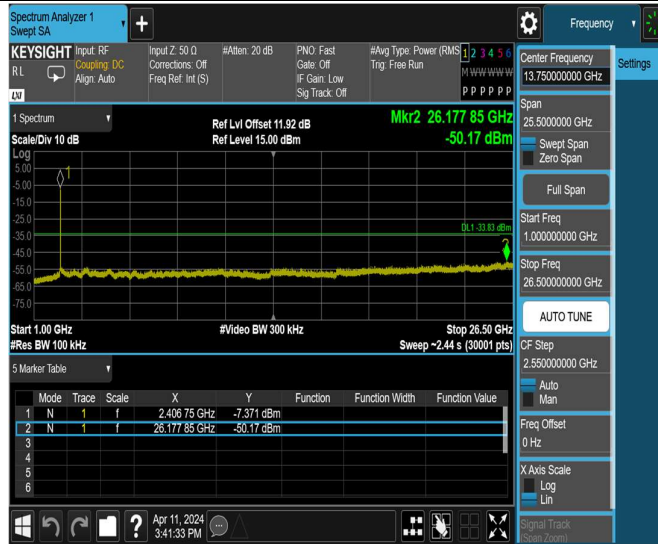
11N20SISO_Ant1_2412_0~Reference



11N20SISO_Ant1_2412_30~1000



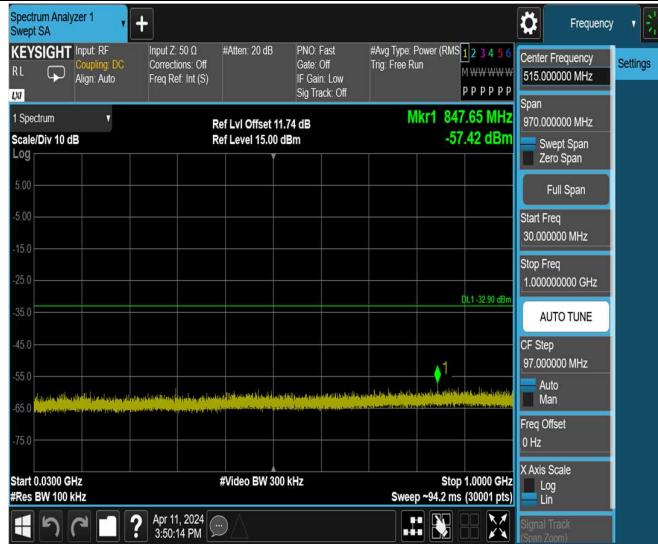
11N20SISO_Ant1_2412_1000~26500



11N20SISO_Ant1_2437_0~Reference



11N20SISO_Ant1_2437_30~1000



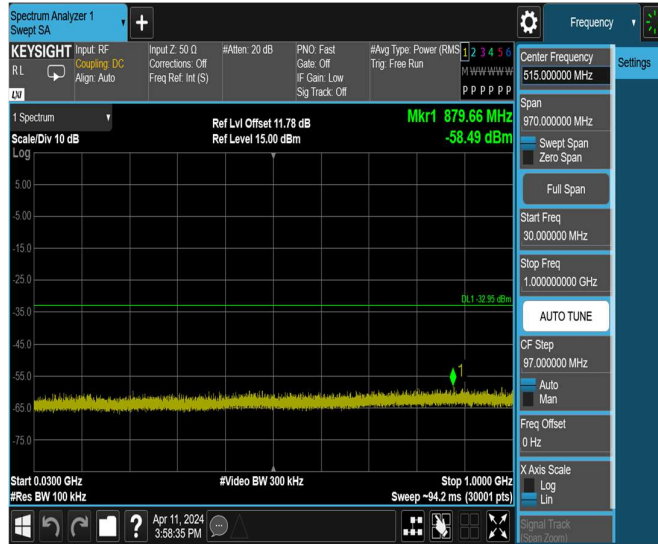
11N20SISO_Ant1_2437_1000~26500



11N20SISO_Ant1_2462_0~Reference



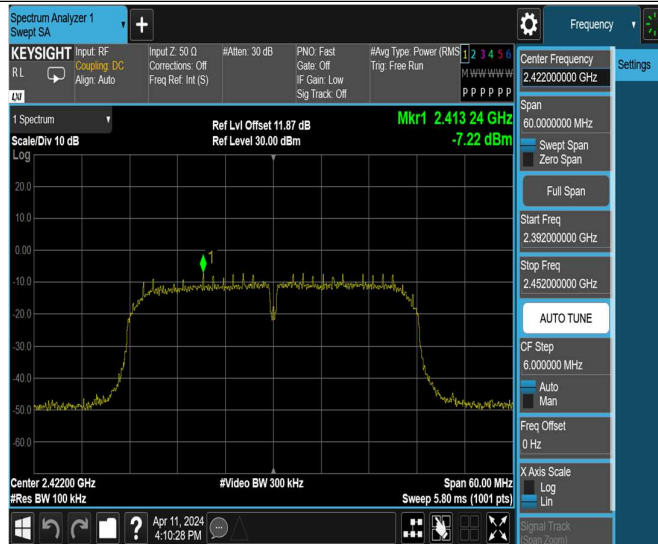
11N20SISO_Ant1_2462_30~1000



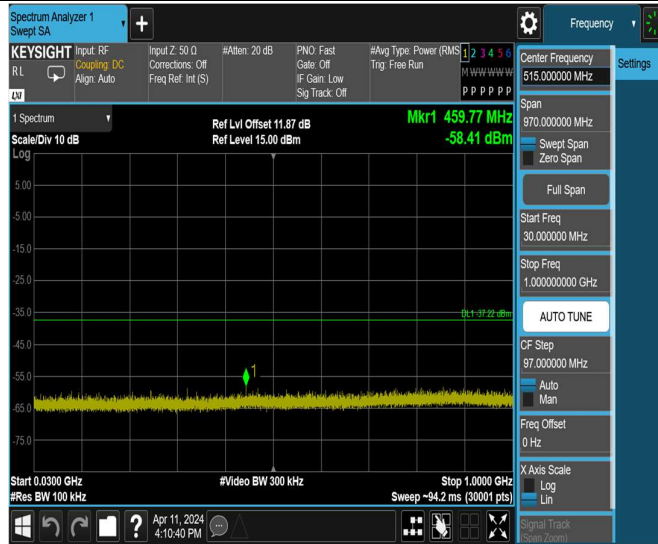
11N20SISO_Ant1_2462_1000~26500



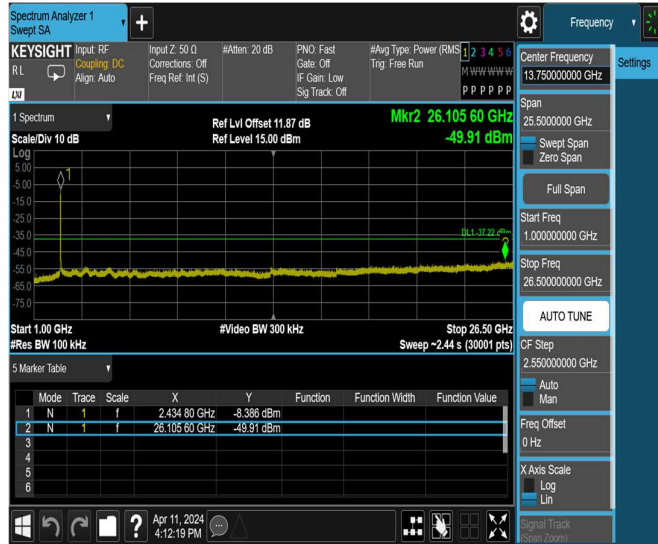
11N40SISO_Ant1_2422_0~Reference



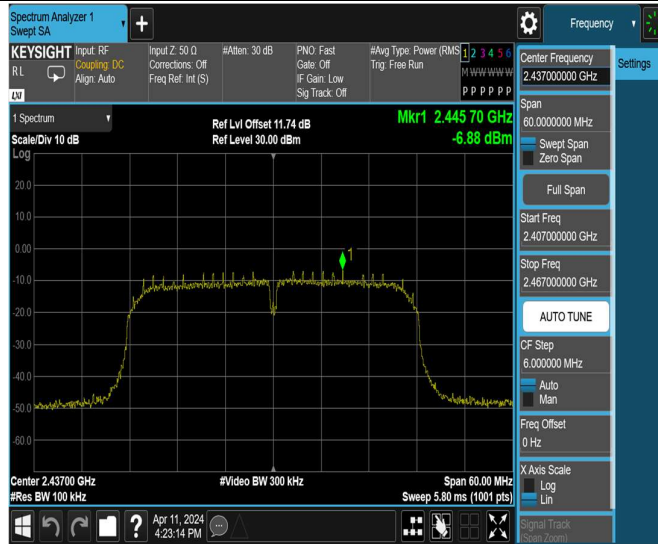
11N40SISO_Ant1_2422_30~1000



11N40SISO_Ant1_2422_1000~26500



11N40SISO_Ant1_2437_0~Reference



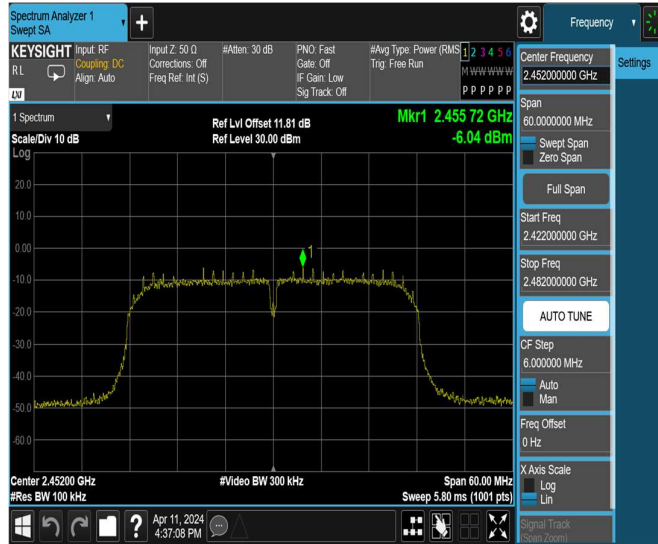
11N40SISO_Ant1_2437_30~1000



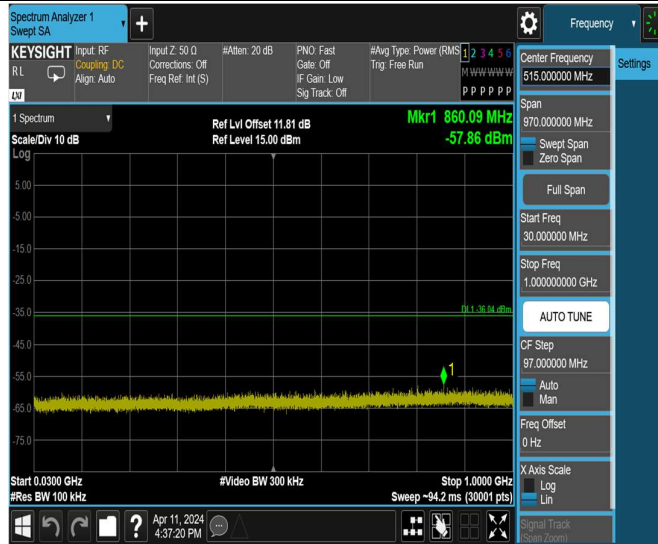
11N40SISO_Ant1_2437_1000~26500



11N40SISO_Ant1_2452_0~Reference



11N40SISO_Ant1_2452_30~1000



11N40SISO_Ant1_2452_1000~26500



Appendix G: Duty Cycle

Test Result

TestMode	Antenna	Frequency[MHz]	Transmission Duration [ms]	Transmission Period [ms]	Duty Cycle [%]
11B	Ant1	2412	19.00	19.00	100.00
		2437	19.00	19.00	100.00
		2462	19.00	19.00	100.00
11G	Ant1	2412	5.48	5.51	99.46
		2437	5.49	5.51	99.64
		2462	5.48	5.51	99.46
11N20SIS O	Ant1	2412	5.08	5.10	99.61
		2437	5.07	5.10	99.41
		2462	5.09	5.11	99.61
11N40SIS O	Ant1	2422	2.47	2.50	98.80
		2437	2.47	2.50	98.80
		2452	2.47	2.49	99.20

Test Graphs

11B_Ant1_2412



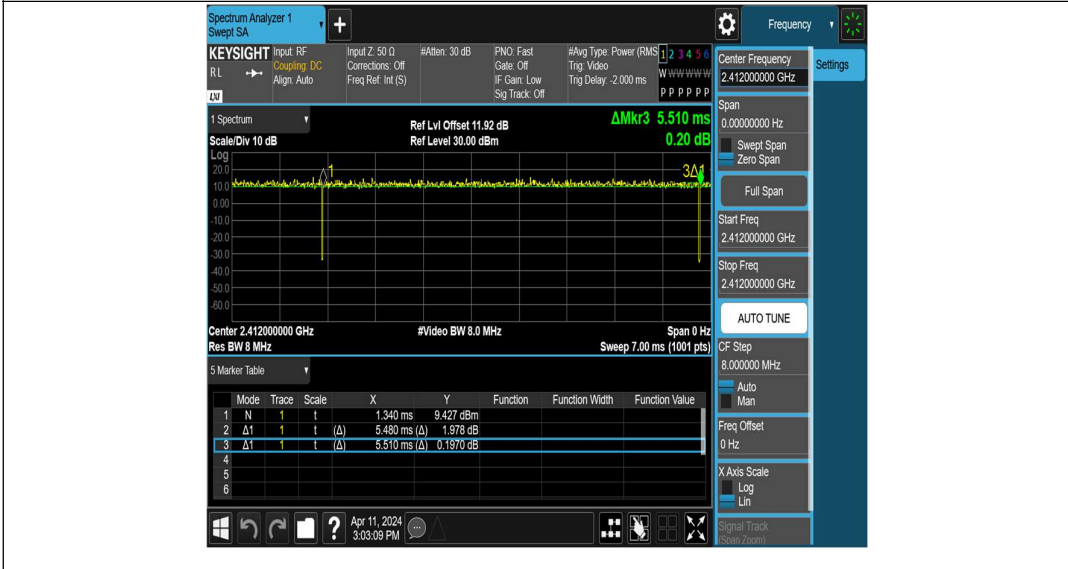
11B_Ant1_2437



11B_Ant1_2462



11G_Ant1_2412



11G_Ant1_2437