



## Appendix - External Photographs of EUT Constructional Details

Model: iCube Pro Max

Photo 1



Photo 2





Photo 3



Photo 4







Photo 5



Photo 6





Photo 7



Photo 8








Photo 9



Photo 10






Photo 11




Photo 12





Photo 13



Photo 14








Photo 15




Photo 16

