

# DATA SHEET

WIRELESS COMPONENTS

Ceramic Chip Antenna

ANT3216LL00R2400A

2.4 - 2.5 GHz

3216 Series



YAGEO Suzhou  
No.10, Zhu Yuan Rd.,  
Suzhou New District Suzhou 215011 China

+86 512 6825 5568  
+86 512 6825 5386

**YAGEO**  
**Phycomp**

Product Specification – March 27, 2013 V.0

FEATURES

- Compact size
- Omni-directional radiation
- Tape & reel automatic mounting
- Reflow process compatible
- RoHS compliant

APPLICATIONS

- 2.4 GHz WiFi device
- Bluetooth gadget
- Zigbee device
- ISM band equipment

ORDERING INFORMATION

All part numbers are identified by the series, packing type, material, size, antenna type, working frequency and packing quantity.

**PART NUMBER**

**ANT 3216 L L00 R 2400A**  
 (1) (2) (3) (4) (5) (6)

---

**(1) PRODUCT**

ANT = Antenna

---

**(2) SIZE**

3216 = 3.2 × 1.6 mm

---

**(3) ANTENNA TYPE**

L,F,A = Chip Antenna

---

**(4) SERIAL NO.**

L00

---

**(5) PACKING TYPE**

R = Tape and Reel

---

**(6) WORKING FREQUENCY**

2400 = 2.4GHz

---

**PHYCOMP CTC**

CAN4311712002453K

---

**I2NC**

431171200245

---

**SPECIFICATION**

Table 1

DESCRIPTION	VALUE
Working Frequency	2.4 - 2.5 GHz
Bandwidth	160 MHz
Polarization	Linear
Azimuth Beamwidth	Omni-directional
Peak Gain	5.05 dBi (Typ.)
Impedance	50Ω
Operating Temperature	-40 ~ 105°C
Maximum Power	1W
Termination	Ni / Sn (Environmentally-Friendly Leadless)
Resistance to Soldering Heats	260°C , 10sec.

**NOTE**

1. The specification is defined on Yageo evaluation board

**DIMENSIONS**

Table 2 Machinical Dimension

	DIMENSION
L (mm)	3.20 ±0.15
W (mm)	1.60 ±0.15
T (mm)	1.20 ±0.15
C (mm)	0.40 ±0.20

Table 3 Termination configuration

TERMINAL NAME	FUNCTION
S1	Feeding Point
S2	Soldering Point

**OUTLINES**

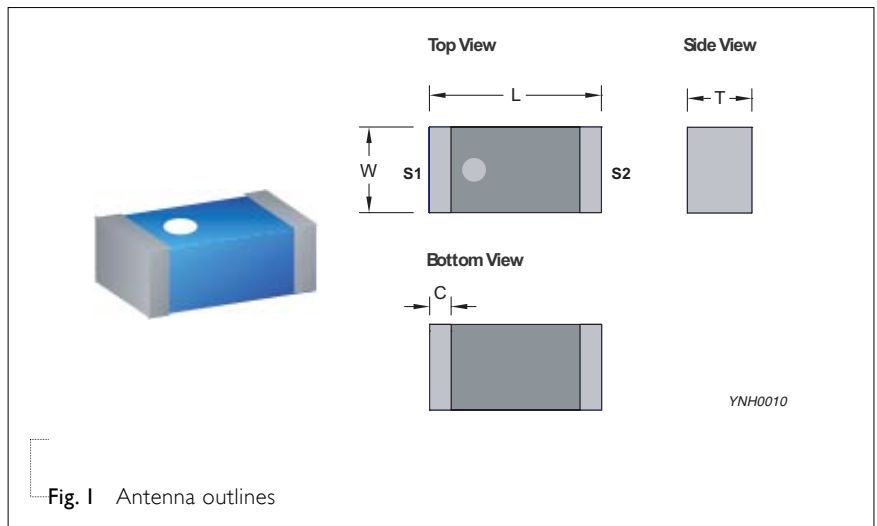
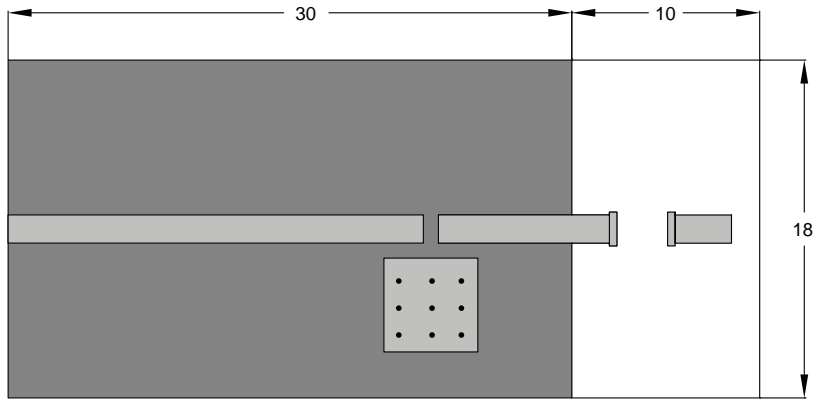


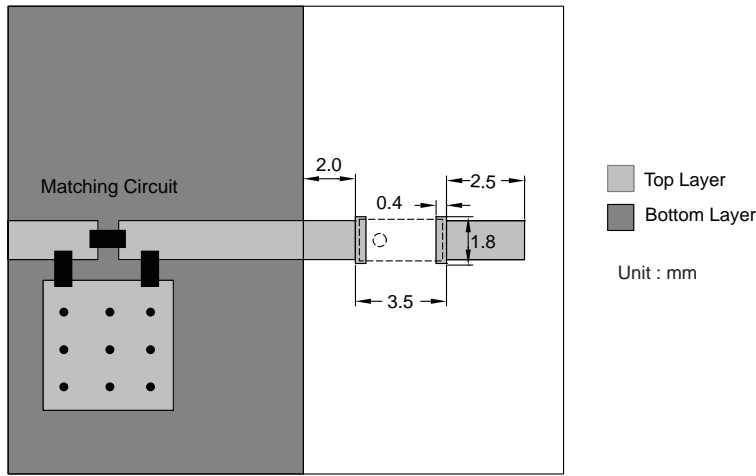
Fig. 1 Antenna outlines

**REFERENCE DESIGN OF EVALUATION BOARD**



**Fig. 2** Outlook and dimension of evaluation board

Unit : mm



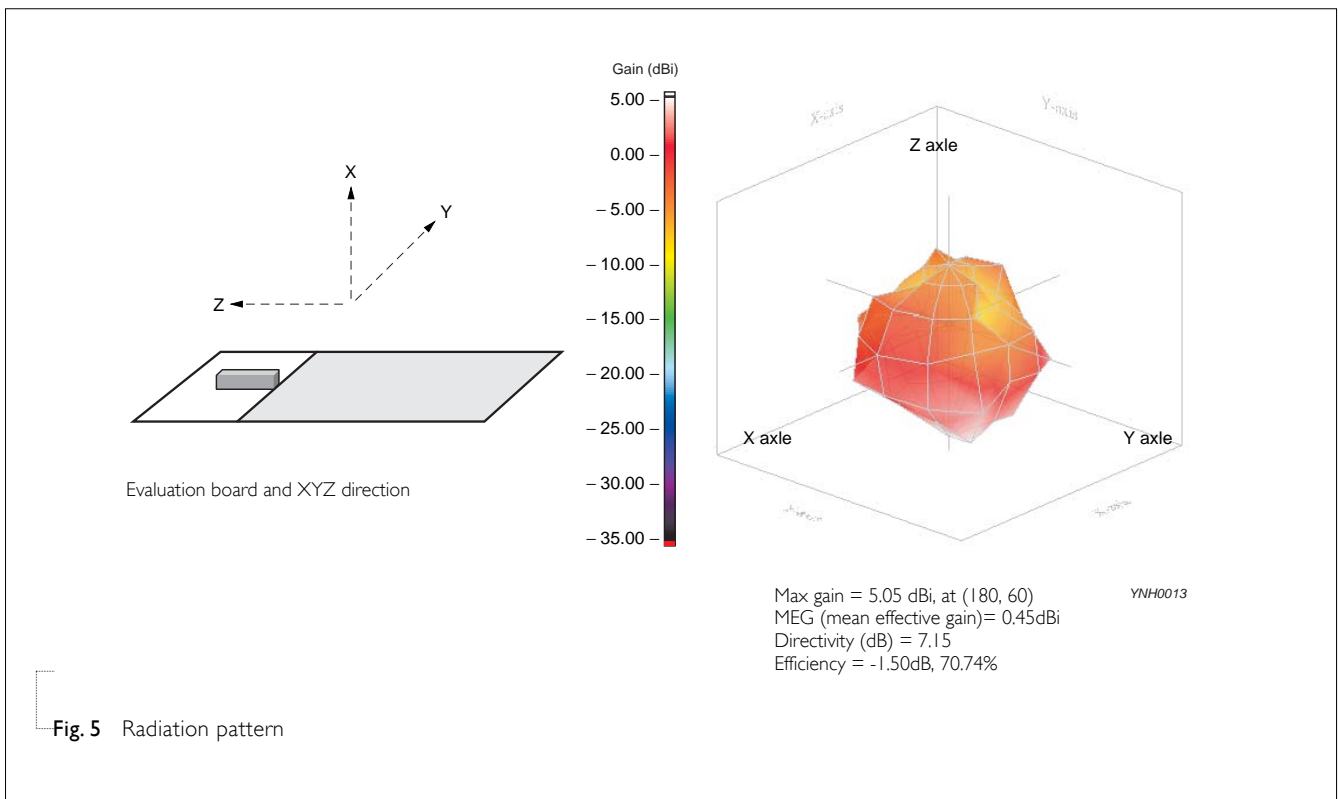
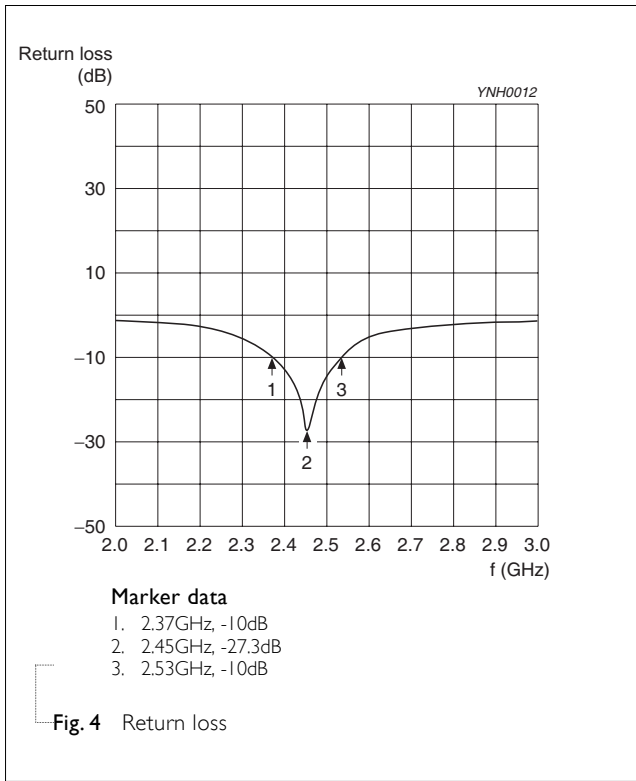
Top Layer  
Bottom Layer

Unit : mm

**Fig. 3** Details of soldering Pad

YNH0011

**ELECTRICAL PERFORMANCES**



REVISION HISTORY

REVISION	DATE	CHANGE NOTIFICATION	DESCRIPTION
Version 0	Mar. 27, 2013	-	- New datasheet for Ceramic Chip Antenna, 2.4-2.5 GHz application, size 3216 series