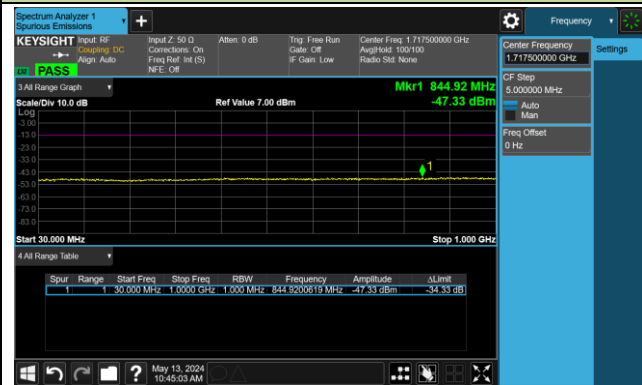
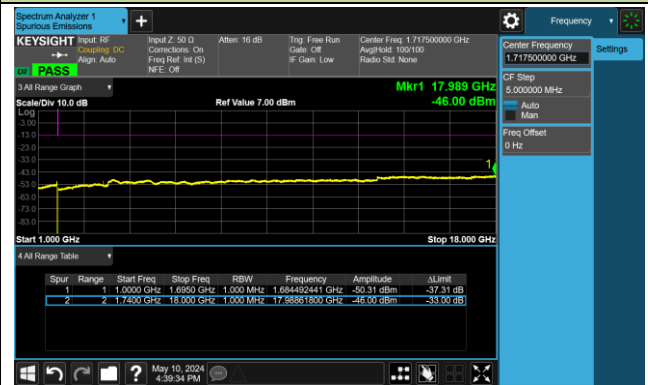


15MHz Channel Bandwidth

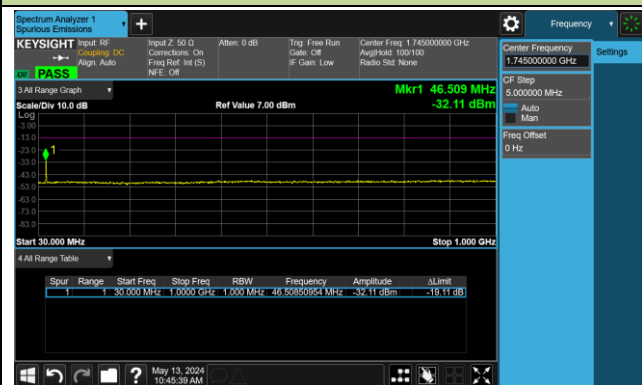
Low Channel 30 ~ 1000MHz



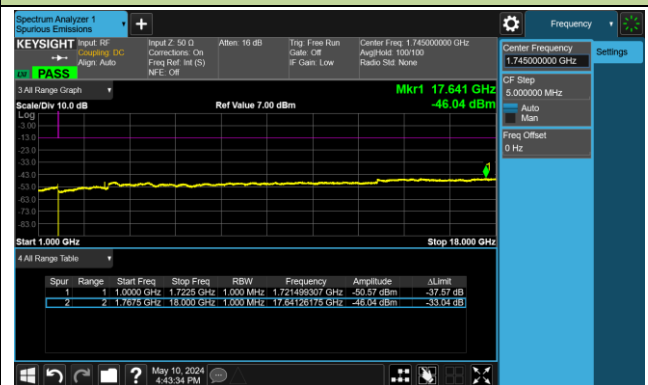
Low Channel 1000 ~ 18000MHz



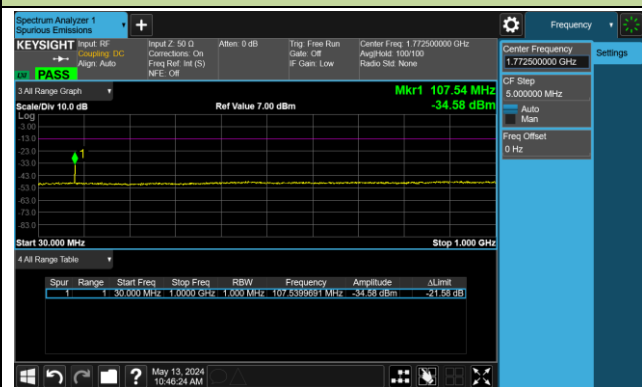
Middle Channel 30 ~ 1000MHz



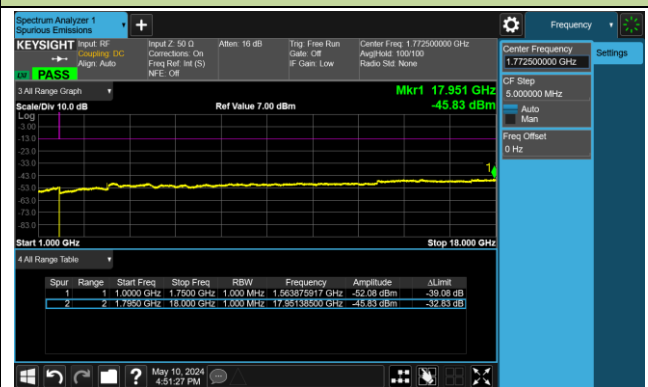
Middle Channel 1000 ~ 18000MHz



High Channel 30 ~ 1000MHz

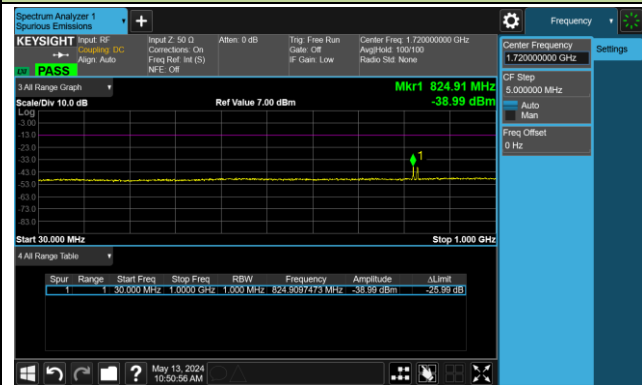


High Channel 1000 ~ 18000MHz

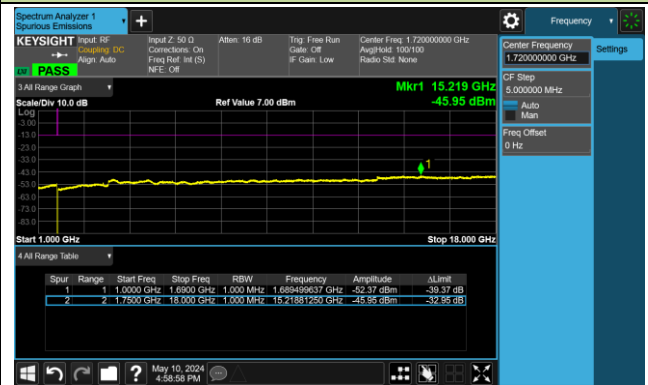


20MHz Channel Bandwidth

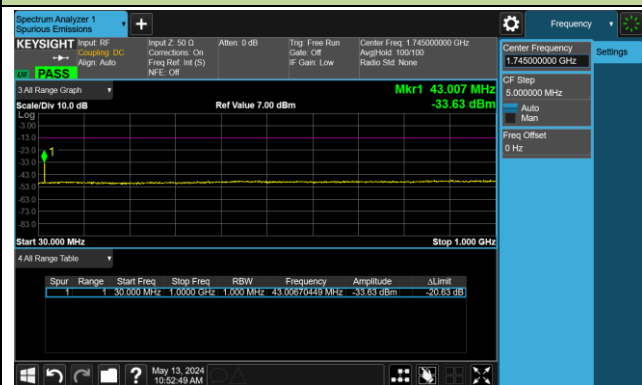
Low Channel 30 ~ 1000MHz



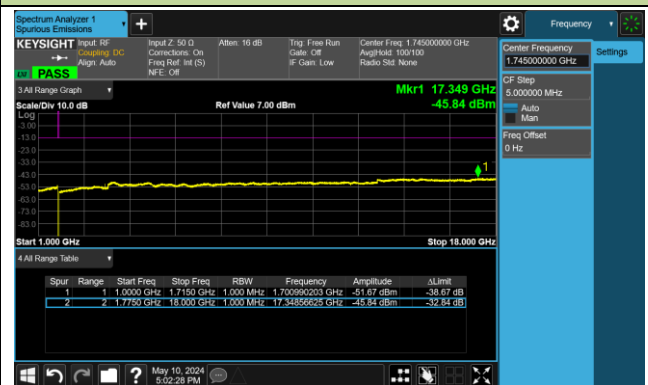
Low Channel 1000 ~ 18000MHz



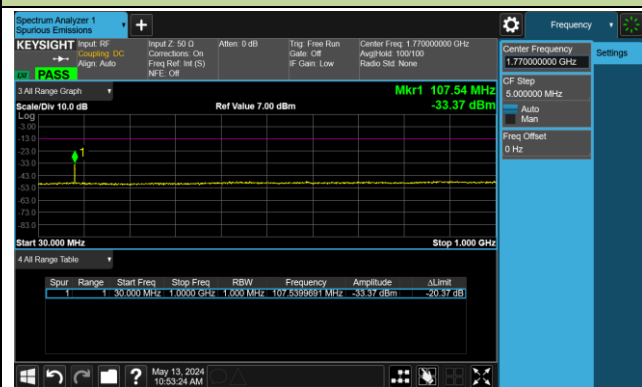
Middle Channel 30 ~ 1000MHz



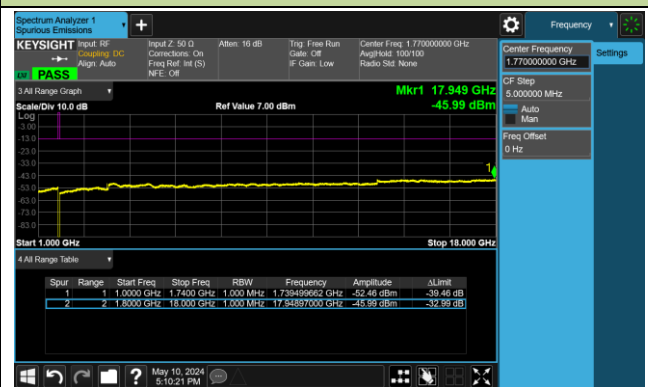
Middle Channel 1000 ~ 18000MHz



High Channel 30 ~ 1000MHz



High Channel 1000 ~ 18000MHz



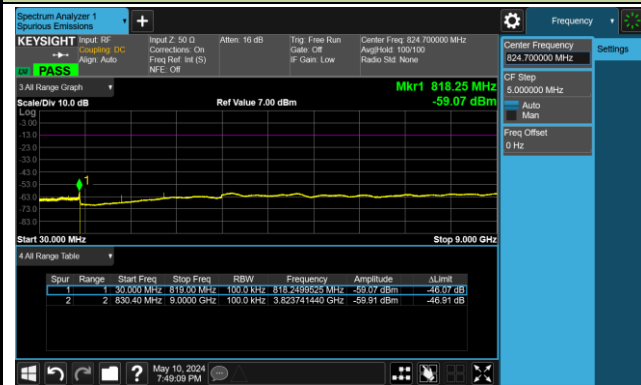
Test Site	SIP-SR1	Test Engineer	Yoniter Yang
Test Date	2024-05-10 ~ 2024-05-11	Test Band	Band 5/26, 1RB, QPSK

Channel Bandwidth (MHz)	Frequency (MHz)	Frequency Range (MHz)	Max Spurious Emissions (dBm)	Limit (dBm)	Result
1.4	824.70	30 ~ 9000	-59.07	≤ -13.00	Pass
	836.50	30 ~ 9000	-55.87	≤ -13.00	Pass
	848.30	30 ~ 9000	-57.90	≤ -13.00	Pass
3	825.50	30 ~ 9000	-58.92	≤ -13.00	Pass
	836.50	30 ~ 9000	-57.43	≤ -13.00	Pass
	847.50	30 ~ 9000	-56.30	≤ -13.00	Pass
5	826.50	30 ~ 9000	-57.06	≤ -13.00	Pass
	836.50	30 ~ 9000	-56.29	≤ -13.00	Pass
	846.50	30 ~ 9000	-55.19	≤ -13.00	Pass
10	829.00	30 ~ 9000	-58.44	≤ -13.00	Pass
	836.50	30 ~ 9000	-56.24	≤ -13.00	Pass
	844.00	30 ~ 9000	-58.50	≤ -13.00	Pass
15	831.50	30 ~ 9000	-42.48	≤ -13.00	Pass
	836.50	30 ~ 9000	-42.22	≤ -13.00	Pass
	841.50	30 ~ 9000	-40.88	≤ -13.00	Pass

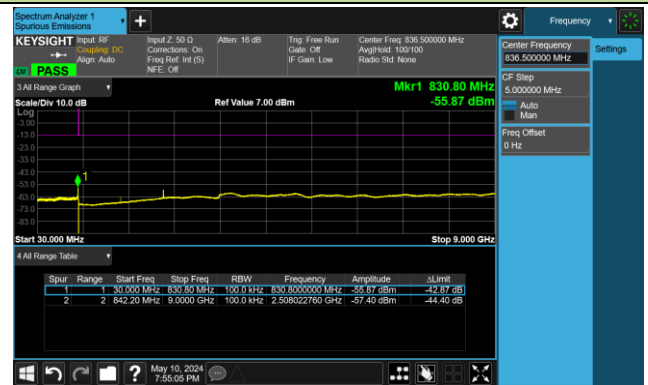
Note: The amplitude of Conducted Spurious emissions (frequency range from 9kHz to 30MHz) is that proximity to ambient noise, which also are attenuated more than 20 dB below the permissible value. Therefore, the data is not presented in the report.

1.4MHz Channel Bandwidth

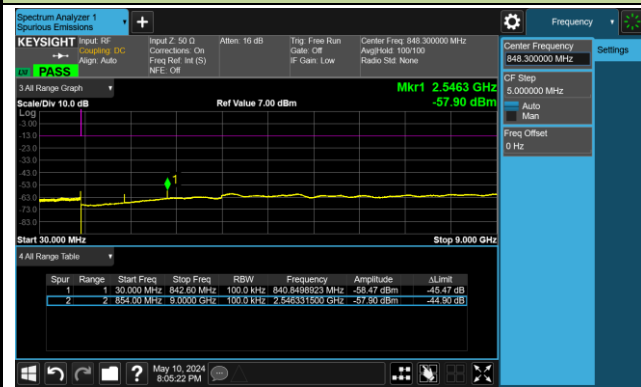
Low Channel 30 ~ 9000MHz

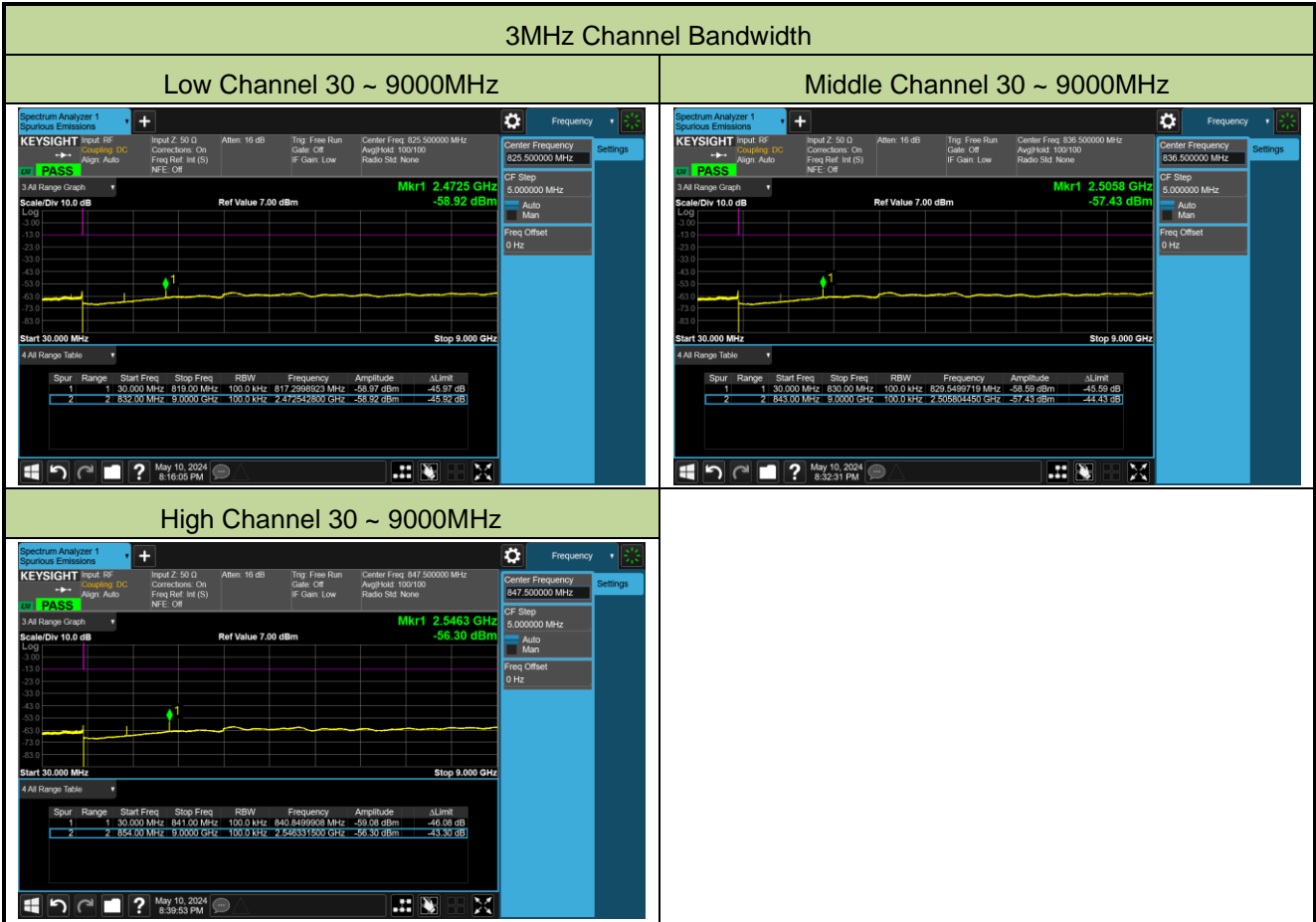


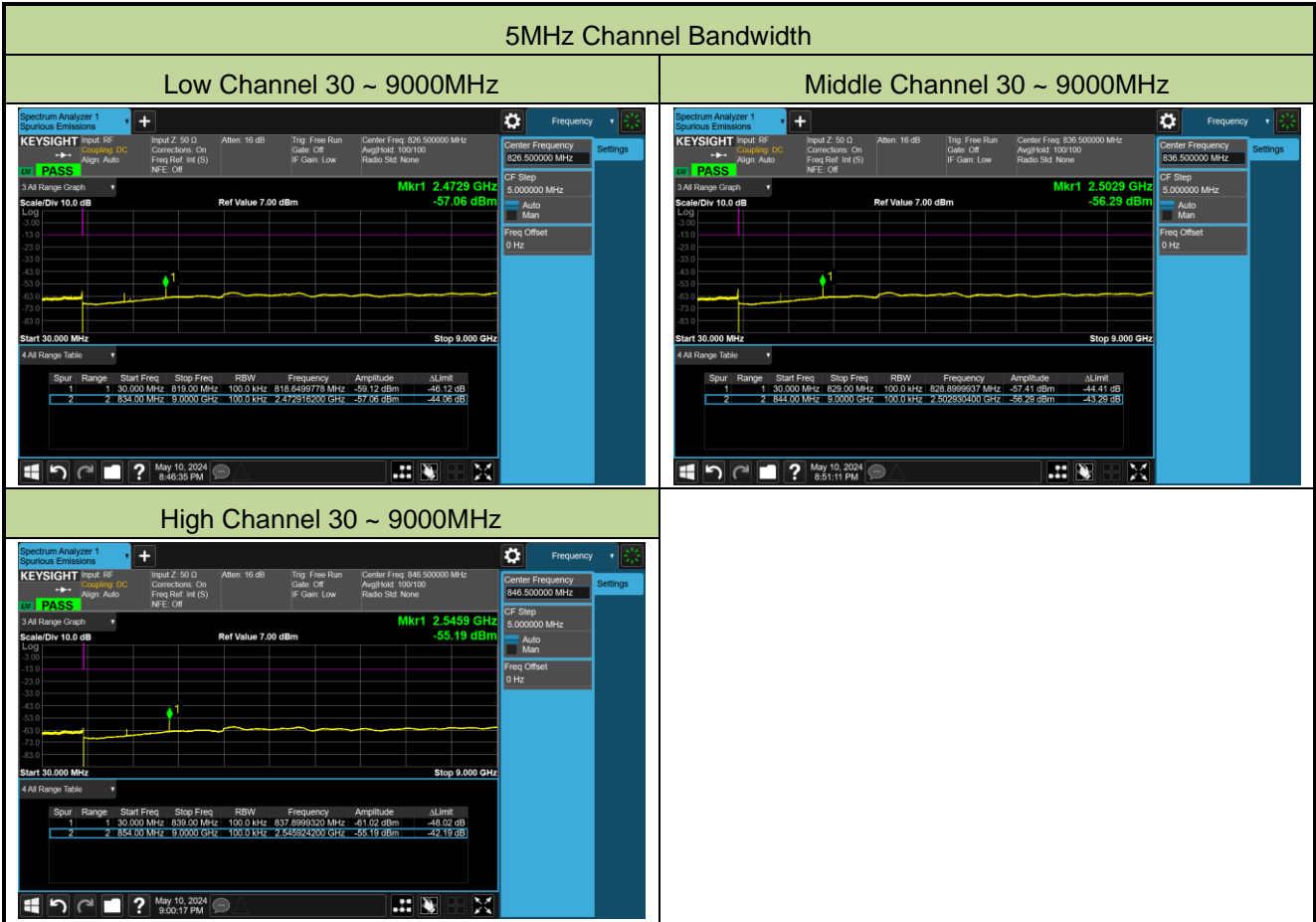
Middle Channel 30 ~ 9000MHz



High Channel 30 ~ 9000MHz

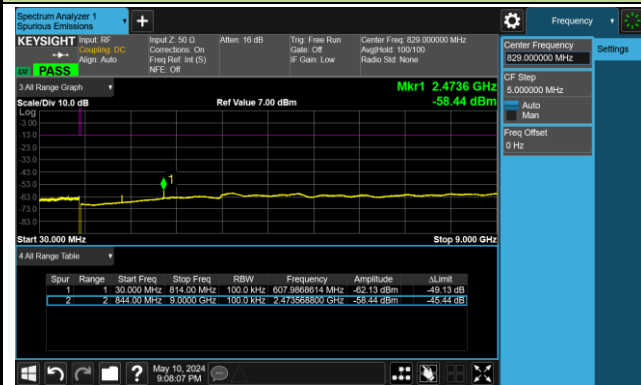




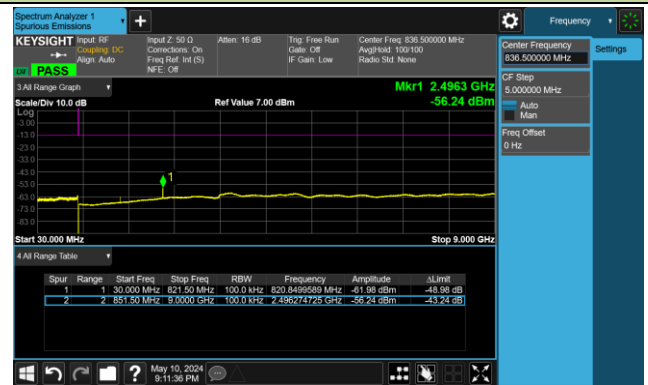


10MHz Channel Bandwidth

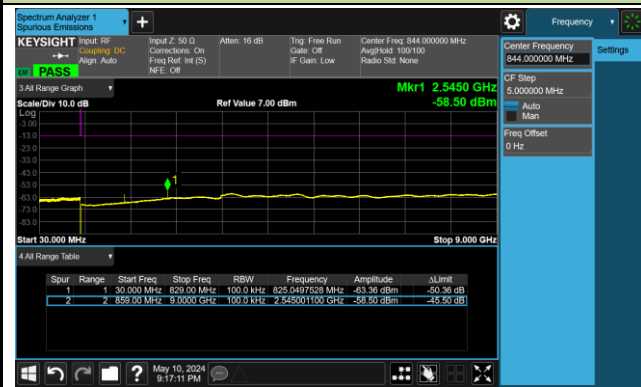
Low Channel 30 ~ 9000MHz



Middle Channel 30 ~ 9000MHz

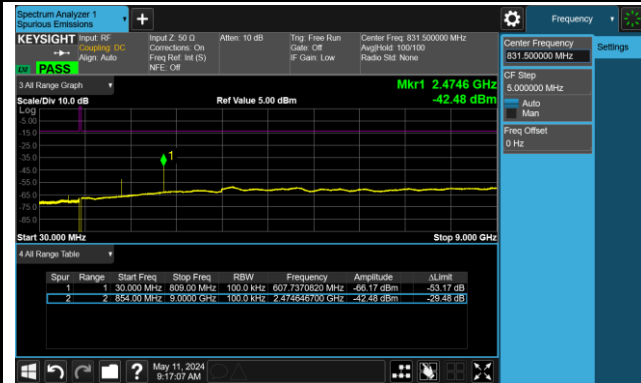


High Channel 30 ~ 9000MHz

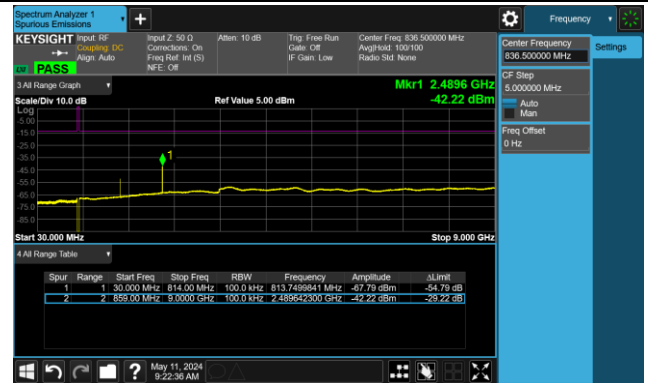


15MHz Channel Bandwidth

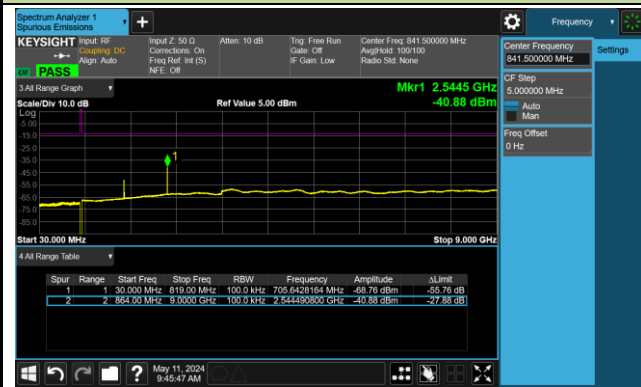
Low Channel 30 ~ 9000MHz



Middle Channel 30 ~ 9000MHz



High Channel 30 ~ 9000MHz



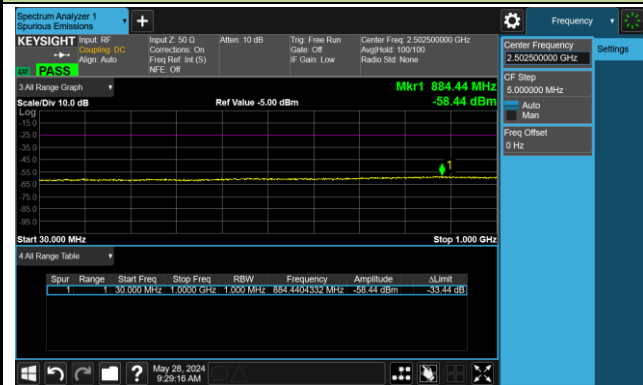
Test Site	SIP-SR1	Test Engineer	Yoniter Yang
Test Date	2024-05-28	Test Band	Band 7, 1RB, QPSK

Channel Bandwidth (MHz)	Frequency (MHz)	Frequency Range (MHz)	Max Spurious Emissions (dBm)	Limit (dBm)	Result
5	2502.5	30 ~ 1000	-58.44	≤ -25.00	Pass
		1000 ~ 26000	-39.29	≤ -25.00	Pass
	2535.0	30 ~ 1000	-58.44	≤ -25.00	Pass
		1000 ~ 26000	-39.35	≤ -25.00	Pass
	2567.5	30 ~ 1000	-58.49	≤ -25.00	Pass
		1000 ~ 26000	-39.24	≤ -25.00	Pass
10	2505.0	30 ~ 1000	-58.34	≤ -25.00	Pass
		1000 ~ 26000	-39.31	≤ -25.00	Pass
	2535.0	30 ~ 1000	-58.49	≤ -25.00	Pass
		1000 ~ 26000	-39.15	≤ -25.00	Pass
	2565.0	30 ~ 1000	-58.46	≤ -25.00	Pass
		1000 ~ 26000	-39.23	≤ -25.00	Pass
15	2507.5	30 ~ 1000	-58.34	≤ -25.00	Pass
		1000 ~ 26000	-39.24	≤ -25.00	Pass
	2535.0	30 ~ 1000	-58.62	≤ -25.00	Pass
		1000 ~ 26000	-39.27	≤ -25.00	Pass
	2562.5	30 ~ 1000	-58.43	≤ -25.00	Pass
		1000 ~ 26000	-39.13	≤ -25.00	Pass
20	2510.0	30 ~ 1000	-58.42	≤ -25.00	Pass
		1000 ~ 26000	-39.43	≤ -25.00	Pass
	2535.0	30 ~ 1000	-58.52	≤ -25.00	Pass
		1000 ~ 26000	-39.52	≤ -25.00	Pass
	2560.0	30 ~ 1000	-58.49	≤ -25.00	Pass
		1000 ~ 26000	-39.56	≤ -25.00	Pass

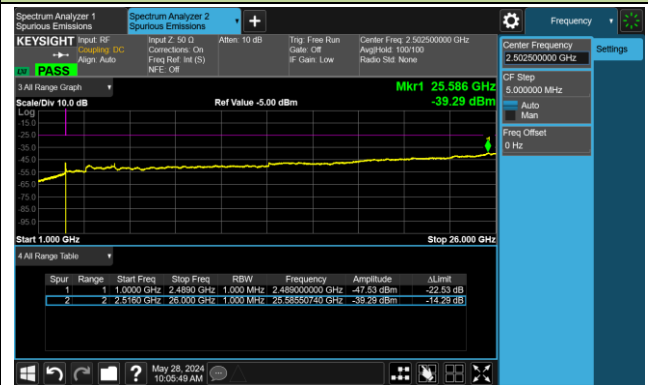
Note: The amplitude of Conducted Spurious emissions (frequency range from 9kHz to 30MHz) is that proximity to ambient noise, which also are attenuated more than 20 dB below the permissible value. Therefore, the data is not presented in the report.

5MHz Channel Bandwidth

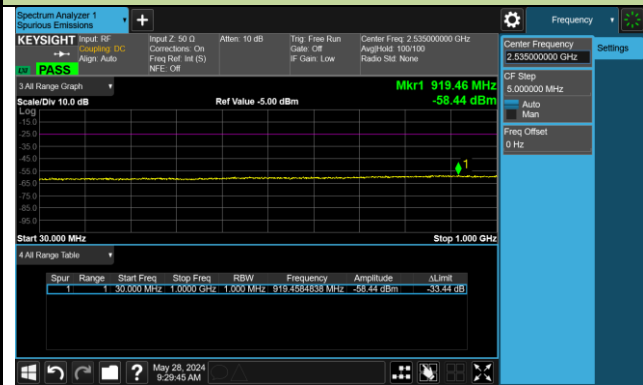
Low Channel 30 ~ 1000MHz



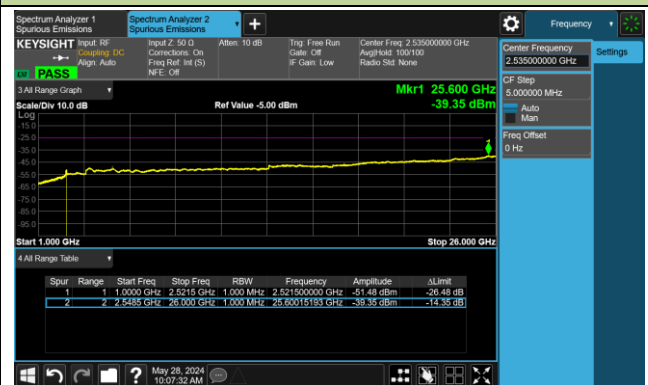
Low Channel 1000 ~ 26000MHz



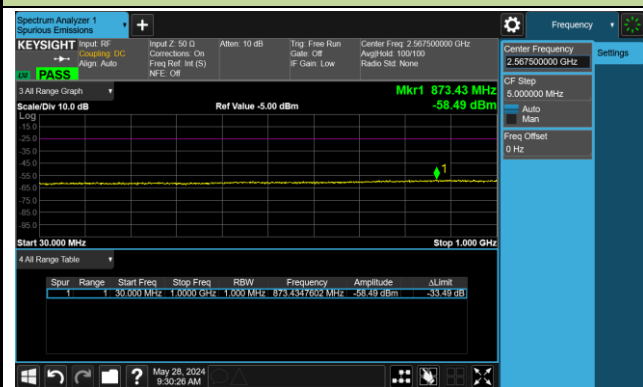
Middle Channel 30 ~ 1000MHz



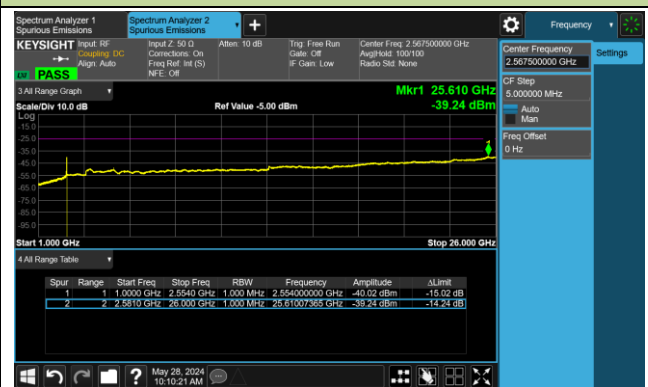
Middle Channel 1000 ~ 26000MHz



High Channel 30 ~ 1000MHz

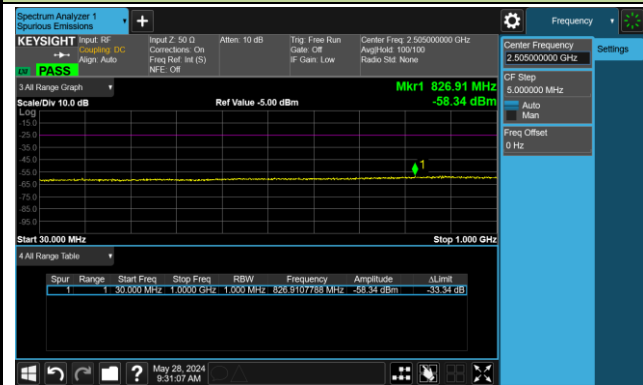


High Channel 1000 ~ 26000MHz

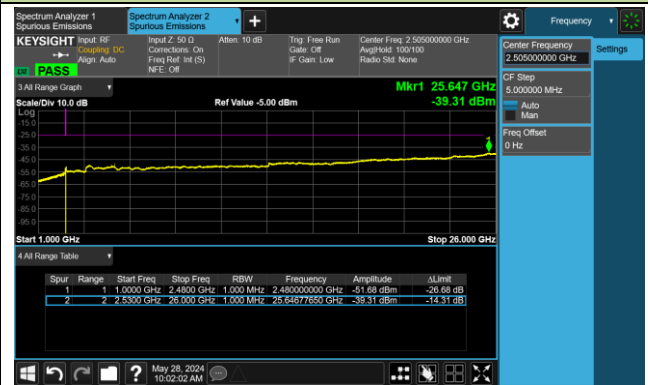


10MHz Channel Bandwidth

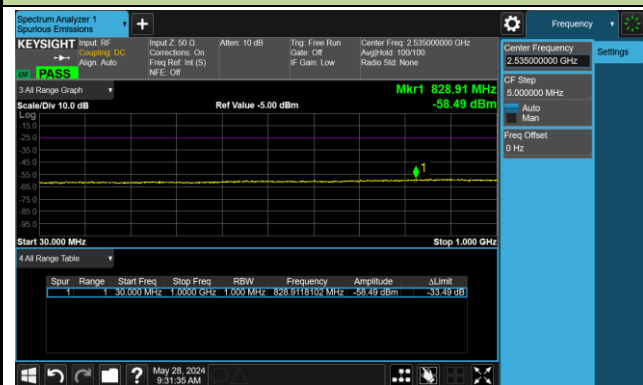
Low Channel 30 ~ 1000MHz



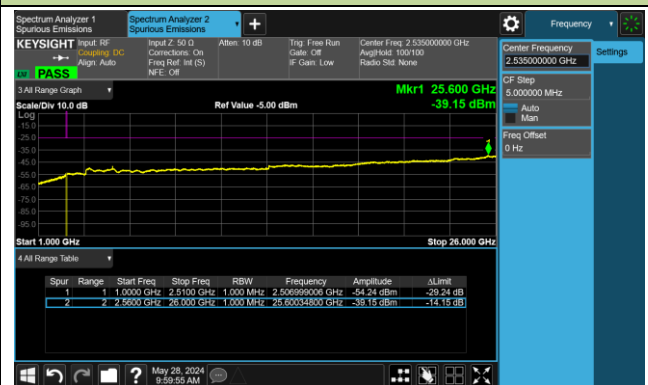
Low Channel 1000 ~ 26000MHz



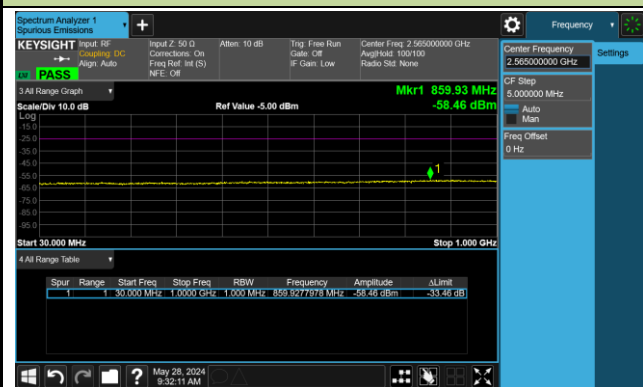
Middle Channel 30 ~ 1000MHz



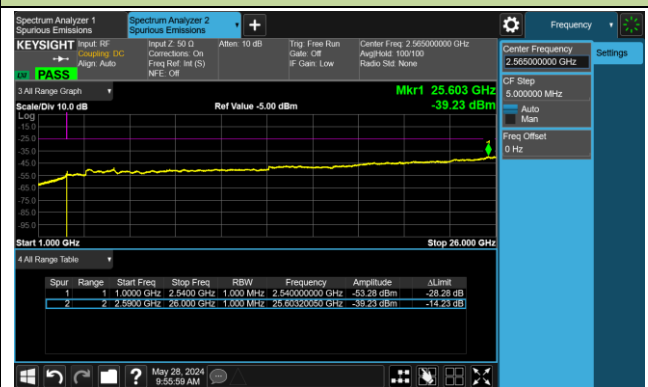
Middle Channel 1000 ~ 26000MHz



High Channel 30 ~ 1000MHz

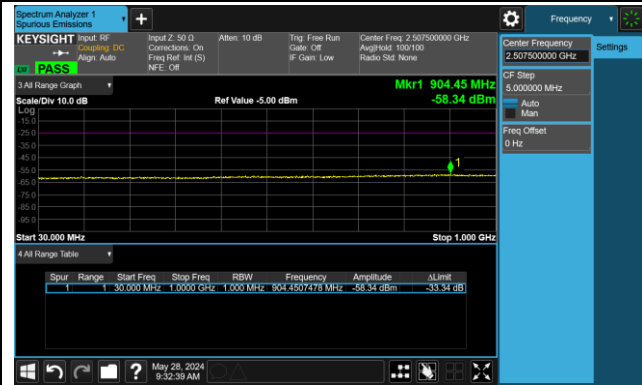


High Channel 1000 ~ 26000MHz

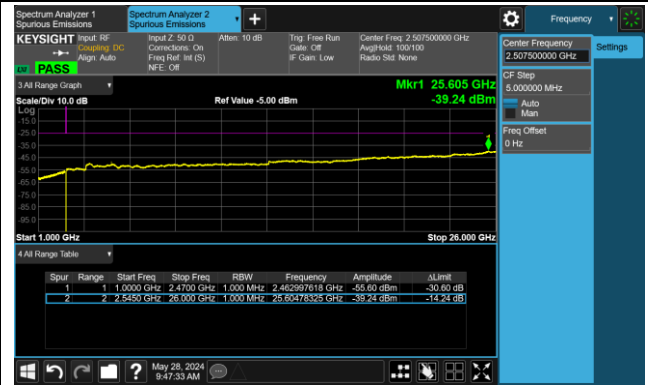


15MHz Channel Bandwidth

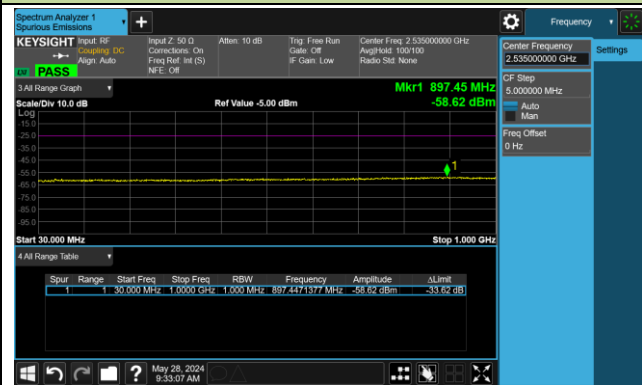
Low Channel 30 ~ 1000MHz



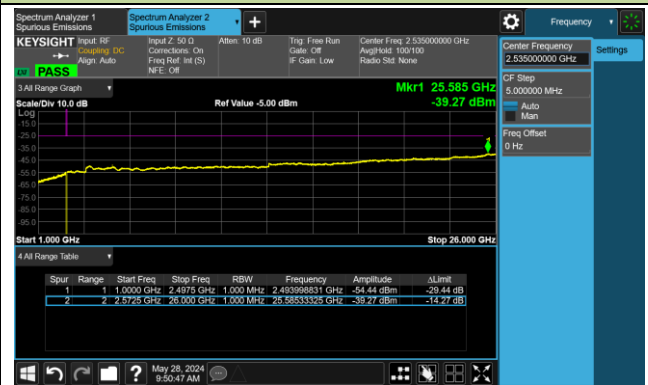
Low Channel 1000 ~ 26000MHz



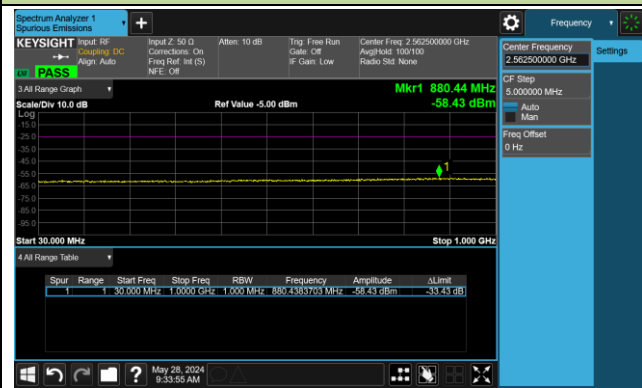
Middle Channel 30 ~ 1000MHz



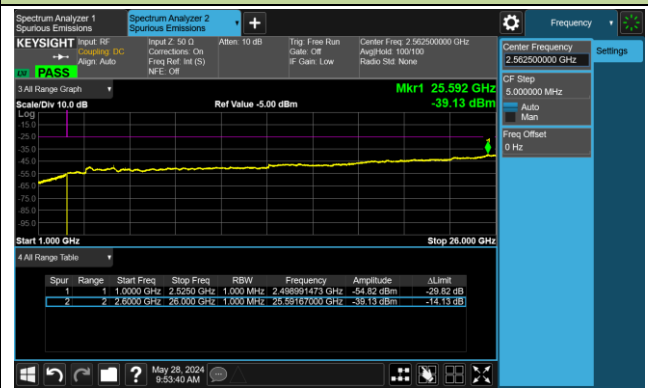
Middle Channel 1000 ~ 26000MHz



High Channel 30 ~ 1000MHz

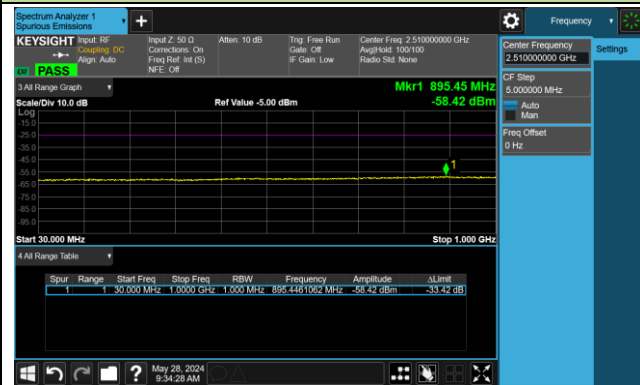


High Channel 1000 ~ 26000MHz

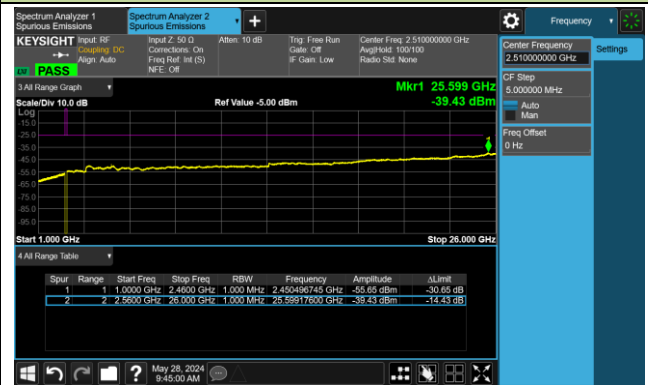


20MHz Channel Bandwidth

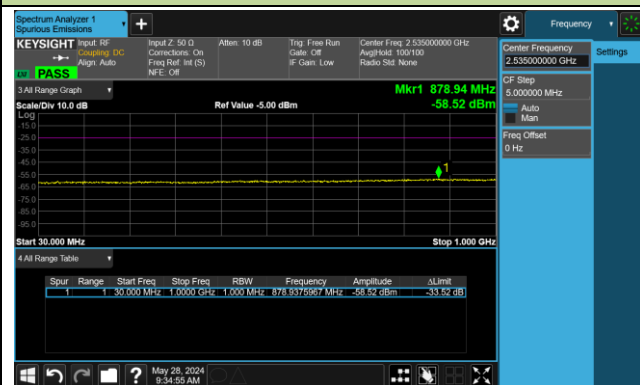
Low Channel 30 ~ 1000MHz



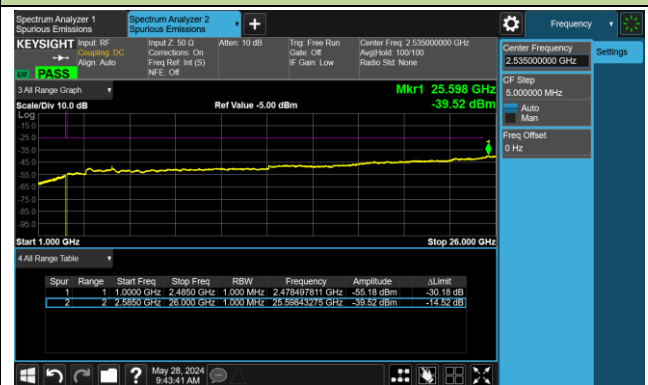
Low Channel 1000 ~ 26000MHz



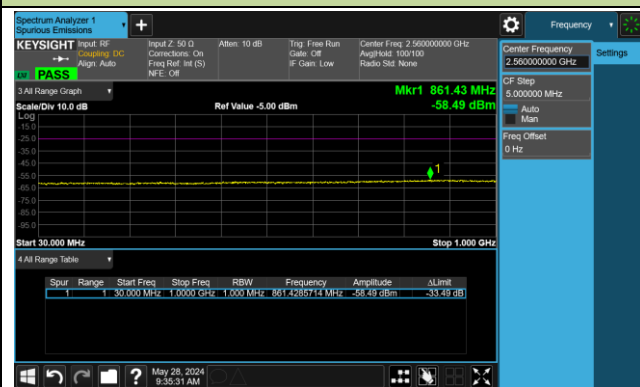
Middle Channel 30 ~ 1000MHz



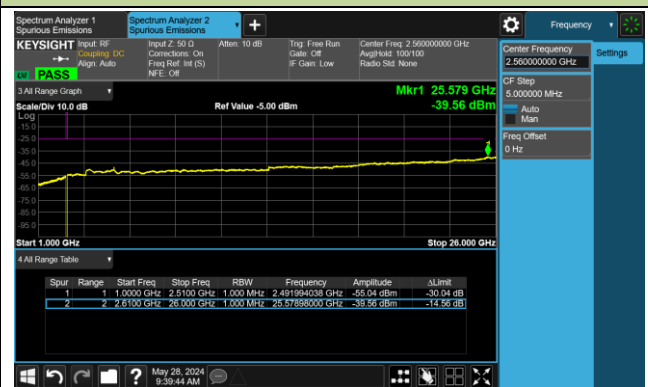
Middle Channel 1000 ~ 26000MHz



High Channel 30 ~ 1000MHz



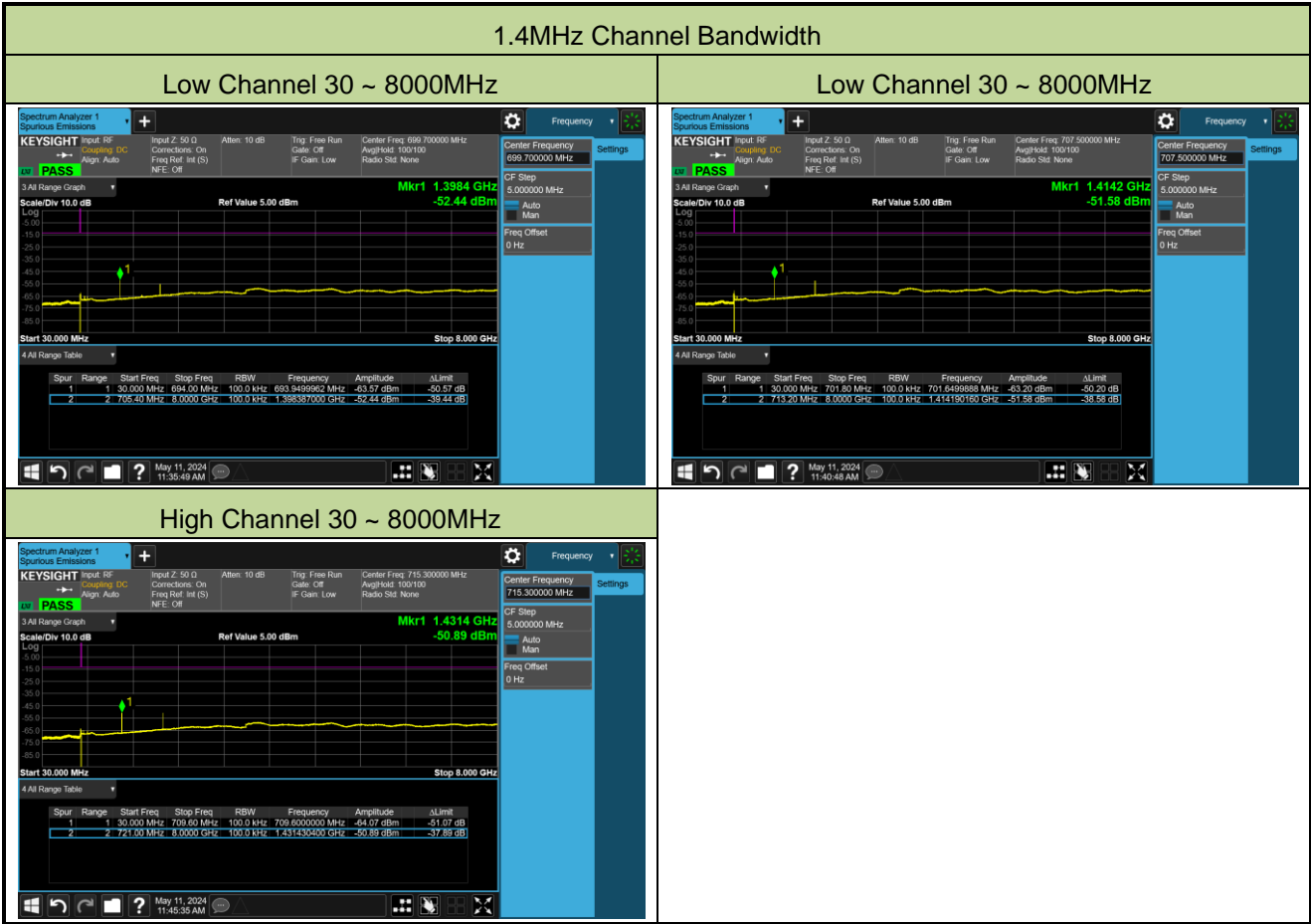
High Channel 1000 ~ 26000MHz



Test Site	SIP-SR1	Test Engineer	Yoniter Yang
Test Date	2024-05-11	Test Band	Band 12, 1RB, QPSK

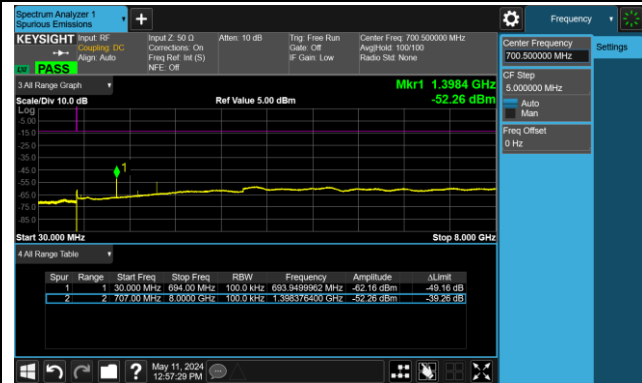
Channel Bandwidth (MHz)	Frequency (MHz)	Frequency Range (MHz)	Max Spurious Emissions (dBm)	Limit (dBm)	Result
1.4	699.7	30 ~ 8000	-52.44	≤ -13.00	Pass
	707.5	30 ~ 8000	-51.58	≤ -13.00	Pass
	715.3	30 ~ 8000	-50.89	≤ -13.00	Pass
3	700.5	30 ~ 8000	-52.26	≤ -13.00	Pass
	707.5	30 ~ 8000	-51.30	≤ -13.00	Pass
	714.5	30 ~ 8000	-50.80	≤ -13.00	Pass
5	701.5	30 ~ 8000	-52.61	≤ -13.00	Pass
	707.5	30 ~ 8000	-51.52	≤ -13.00	Pass
	713.5	30 ~ 8000	-50.94	≤ -13.00	Pass
10	704.0	30 ~ 8000	-51.69	≤ -13.00	Pass
	707.5	30 ~ 8000	-50.91	≤ -13.00	Pass
	711.0	30 ~ 8000	-50.75	≤ -13.00	Pass

Note: The amplitude of Conducted Spurious emissions (frequency range from 9kHz to 30MHz) is that proximity to ambient noise, which also are attenuated more than 20 dB below the permissible value. Therefore, the data is not presented in the report.

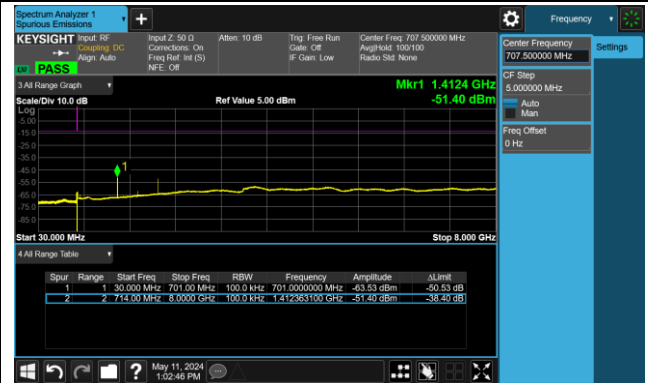


3MHz Channel Bandwidth

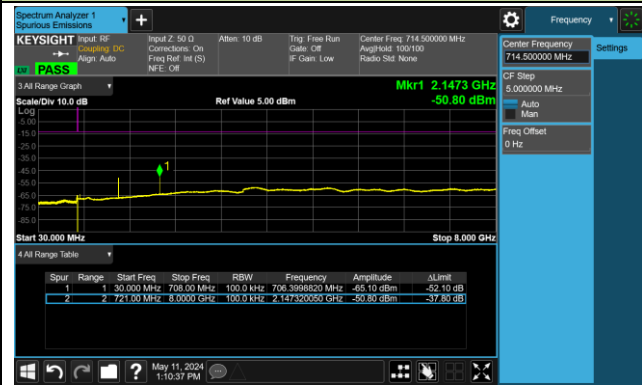
Low Channel 30 ~ 8000MHz

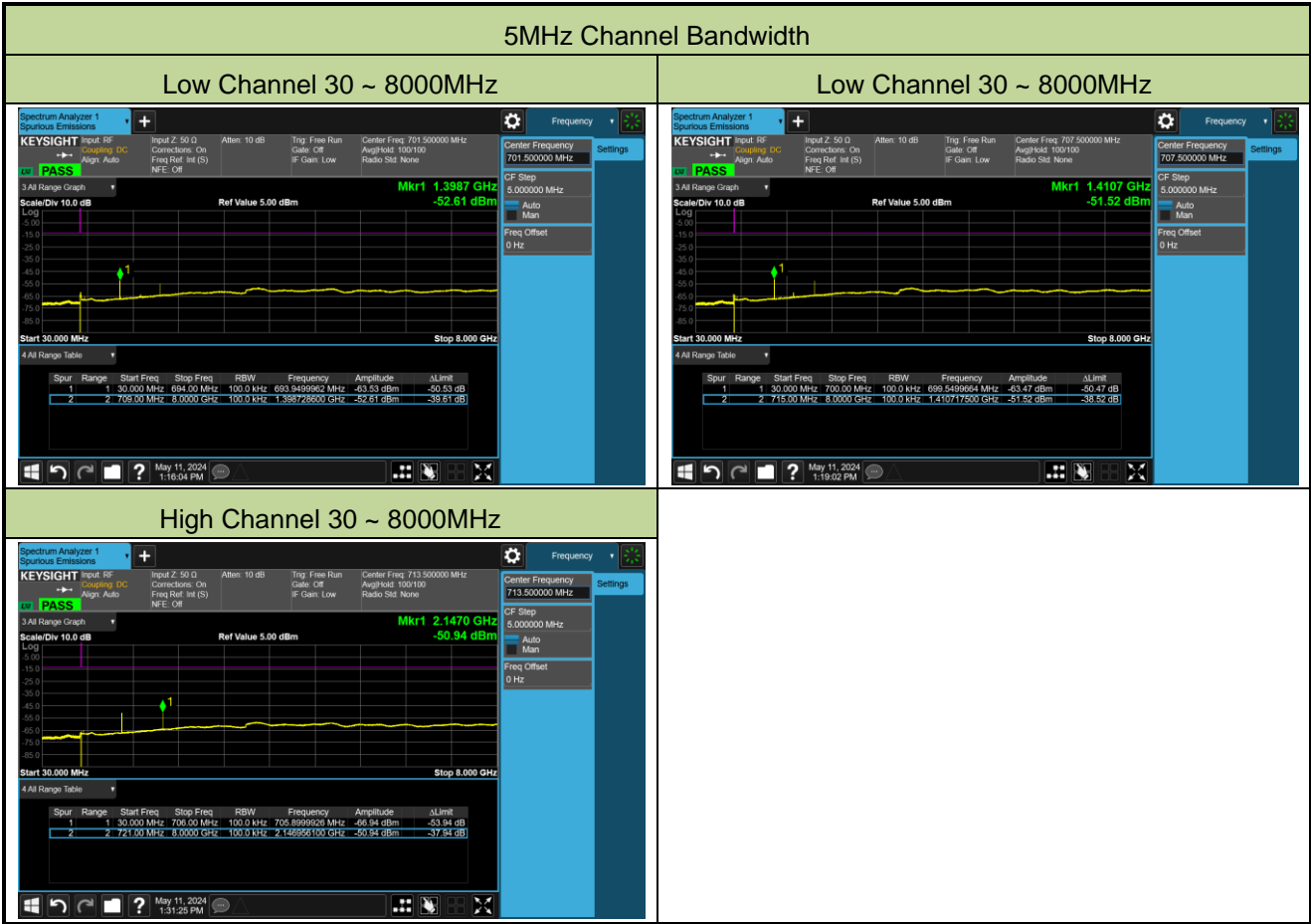


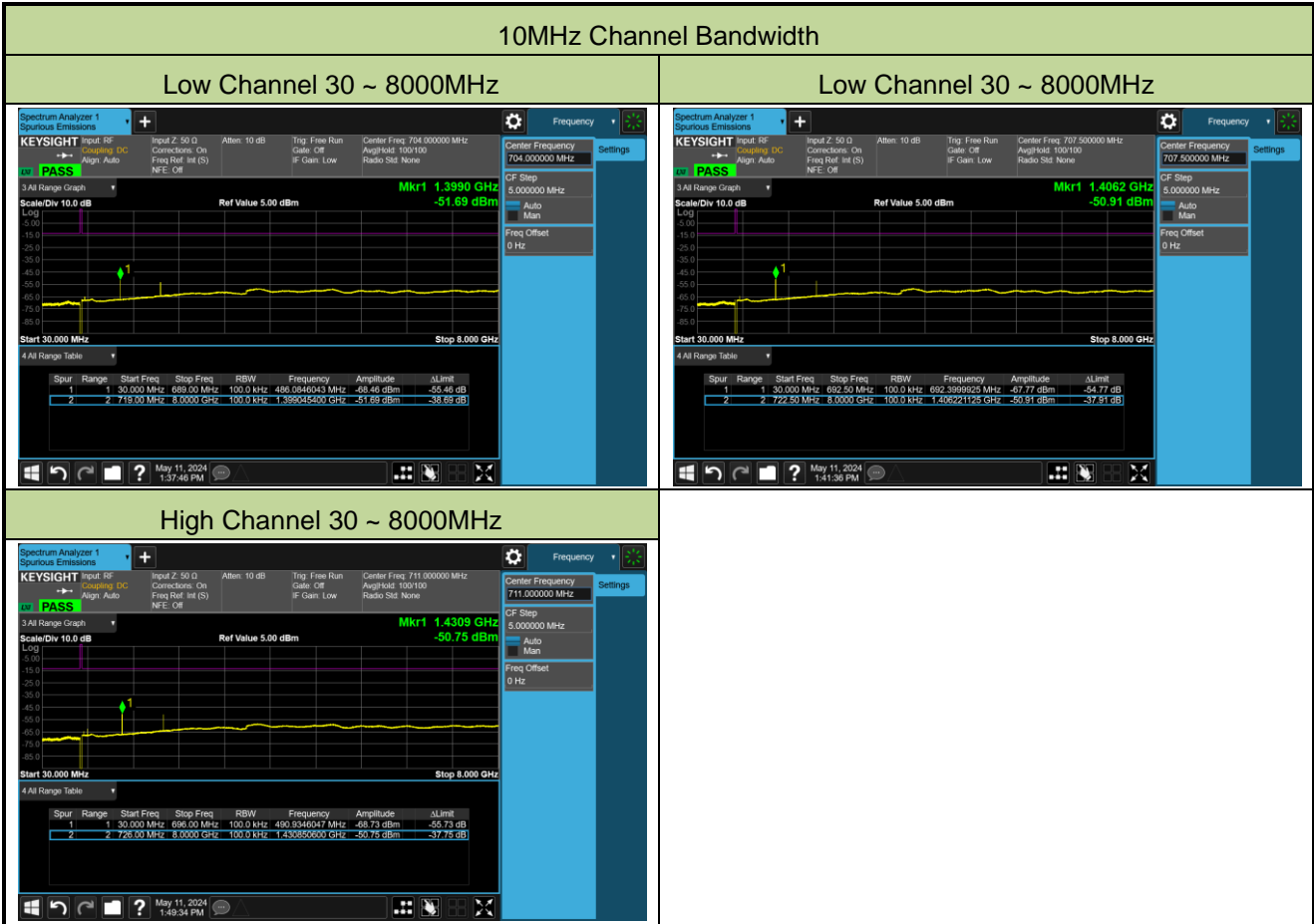
Low Channel 30 ~ 8000MHz



High Channel 30 ~ 8000MHz







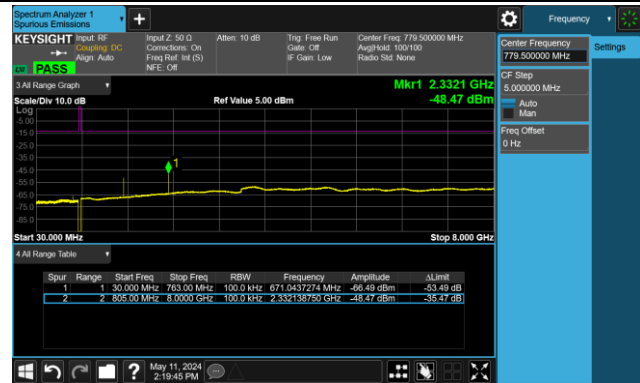
Test Site	SIP-SR1	Test Engineer	Yoniter Yang
Test Date	2024-05-11 ~ 2024-05-18	Test Band	Band 13, 1RB, QPSK

Channel Bandwidth (MHz)	Frequency (MHz)	Frequency Range (MHz)	Max Spurious Emissions (dBm)	Limit (dBm)	Result
5	779.5	30 ~ 8000	-48.47	≤ -13.00	Pass
5	782.0	30 ~ 8000	-49.21	≤ -13.00	Pass
5	784.5	30 ~ 8000	-48.39	≤ -13.00	Pass
10	782.0	30 ~ 8000	-48.45	≤ -13.00	Pass
5	790.5	1559 ~ 1610	-56.16	≤ -40.00	Pass
5	793.0	1559 ~ 1610	-51.57	≤ -40.00	Pass
5	795.5	1559 ~ 1610	-51.68	≤ -40.00	Pass
10	793.0	1559 ~ 1610	-56.20	≤ -40.00	Pass

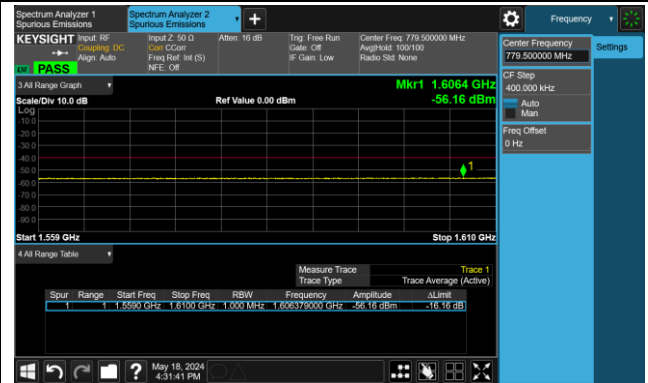
Note: The amplitude of Conducted Spurious emissions (frequency range from 9kHz to 30MHz) is that proximity to ambient noise, which also are attenuated more than 20 dB below the permissible value. Therefore, the data is not presented in the report.

5MHz Channel Bandwidth

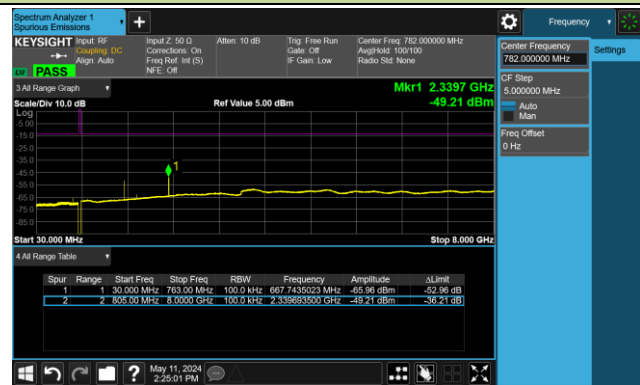
Low Channel 30 ~ 8000MHz



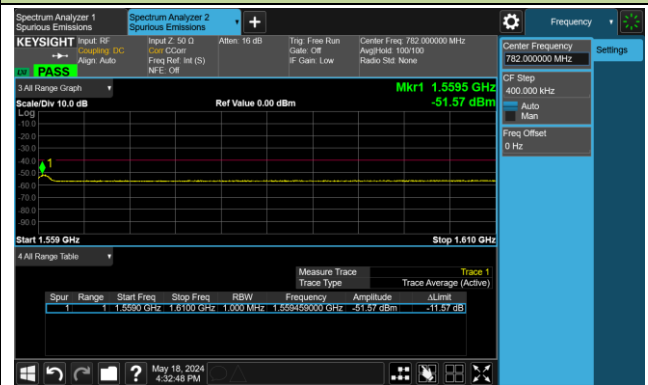
1559 - 1610MHz



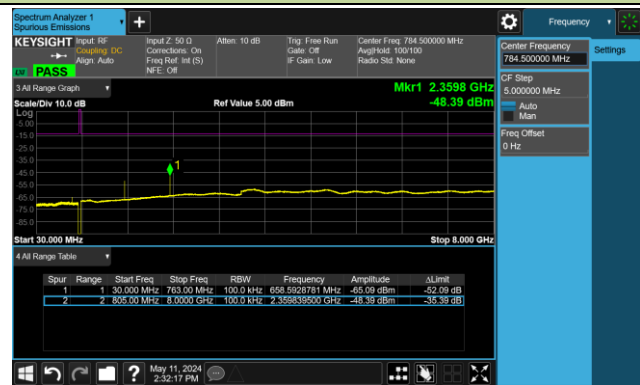
Middle Channel 30 ~ 8000MHz



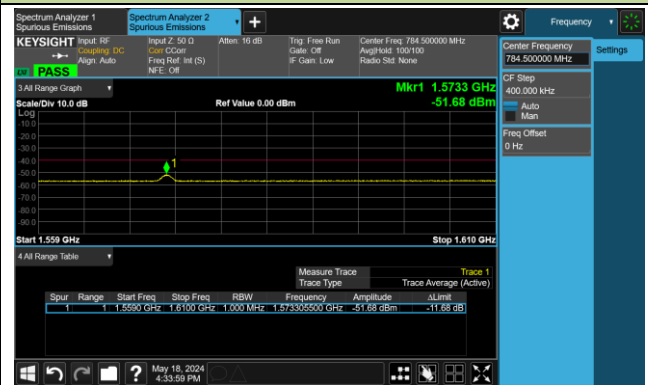
1559 - 1610MHz



High Channel 30 ~ 8000MHz

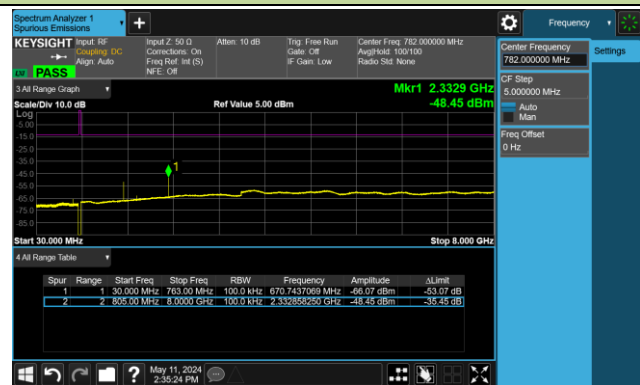


1559 - 1610MHz

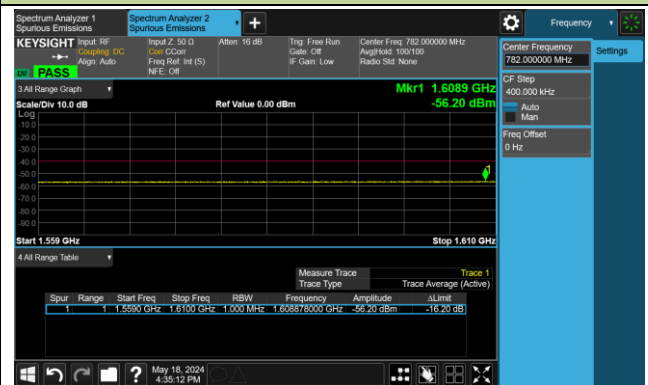


10MHz Channel Bandwidth

Middle Channel 30 ~ 8000MHz



1559 - 1610MHz



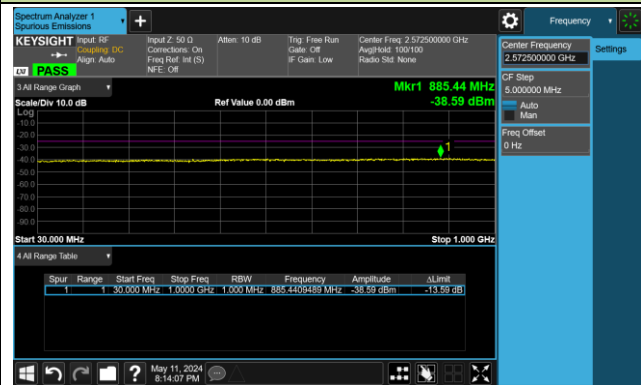
Test Site	SIP-SR1	Test Engineer	Yoniter Yang
Test Date	2024-05-11	Test Band	Band 38, 1RB, QPSK

Channel Bandwidth (MHz)	Frequency (MHz)	Frequency Range (MHz)	Max Spurious Emissions (dBm)	Limit (dBm)	Result
5	2572.5	30 ~ 1000	-38.59	≤ -25.00	Pass
		1000 ~ 27000	-38.55	≤ -25.00	Pass
	2595.0	30 ~ 1000	-25.59	≤ -25.00	Pass
		1000 ~ 27000	-35.67	≤ -25.00	Pass
	2617.5	30 ~ 1000	-27.35	≤ -25.00	Pass
		1000 ~ 27000	-38.49	≤ -25.00	Pass
10	2575.0	30 ~ 1000	-38.72	≤ -25.00	Pass
		1000 ~ 27000	-38.36	≤ -25.00	Pass
	2595.0	30 ~ 1000	-26.60	≤ -25.00	Pass
		1000 ~ 27000	-38.51	≤ -25.00	Pass
	2615.0	30 ~ 1000	-26.80	≤ -25.00	Pass
		1000 ~ 27000	-38.53	≤ -25.00	Pass
15	2577.5	30 ~ 1000	-38.58	≤ -25.00	Pass
		1000 ~ 27000	-38.57	≤ -25.00	Pass
	2595.0	30 ~ 1000	-38.70	≤ -25.00	Pass
		1000 ~ 27000	-38.67	≤ -25.00	Pass
	2612.5	30 ~ 1000	-27.24	≤ -25.00	Pass
		1000 ~ 27000	-38.36	≤ -25.00	Pass
20	2580.0	30 ~ 1000	-38.42	≤ -25.00	Pass
		1000 ~ 27000	-38.47	≤ -25.00	Pass
	2595.0	30 ~ 1000	-38.43	≤ -25.00	Pass
		1000 ~ 27000	-38.56	≤ -25.00	Pass
	2610.0	30 ~ 1000	-29.60	≤ -25.00	Pass
		1000 ~ 27000	-38.50	≤ -25.00	Pass

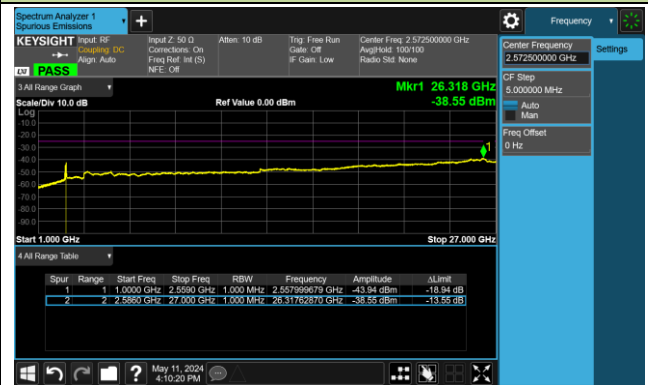
Note: The amplitude of Conducted Spurious emissions (frequency range from 9kHz to 30MHz) is that proximity to ambient noise, which also are attenuated more than 20 dB below the permissible value. Therefore, the data is not presented in the report.

5MHz Channel Bandwidth

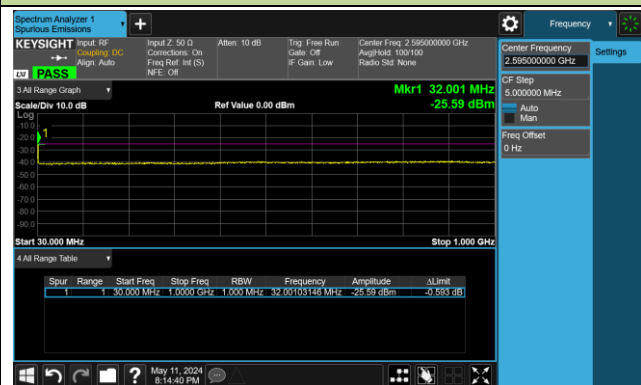
Low Channel 30 ~ 1000MHz



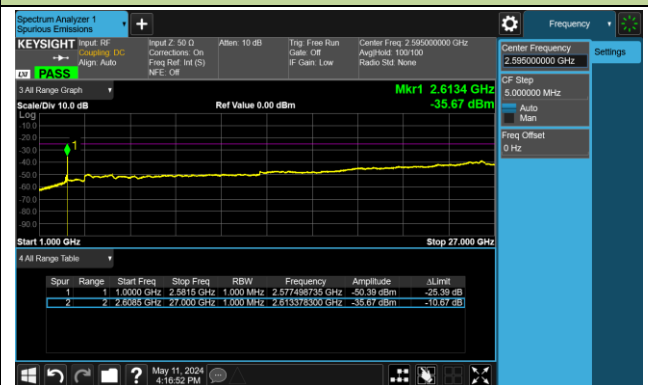
Low Channel 1000 ~ 27000MHz



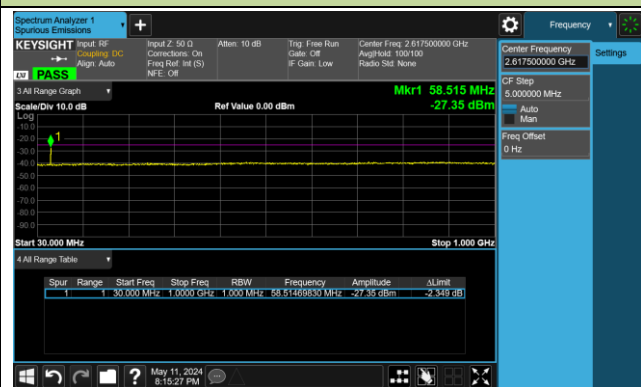
Middle Channel 30 ~ 1000MHz



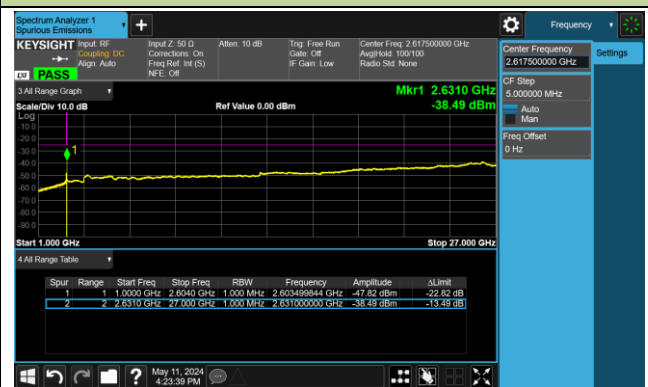
Middle Channel 1000 ~ 27000MHz



High Channel 30 ~ 1000MHz

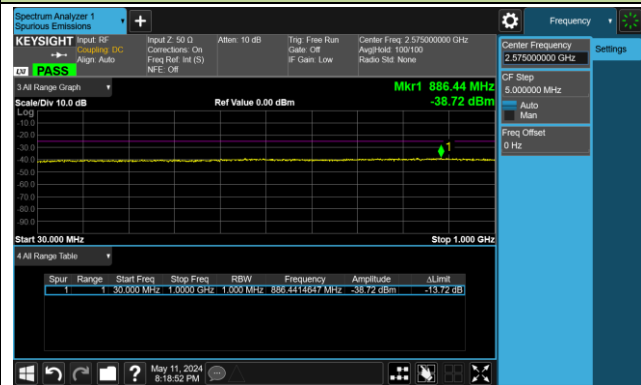


High Channel 1000 ~ 27000MHz

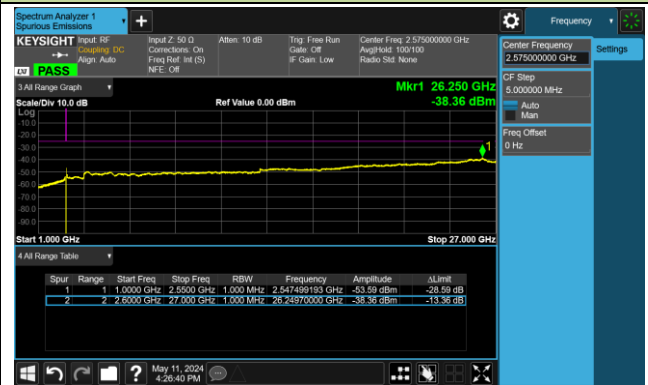


10MHz Channel Bandwidth

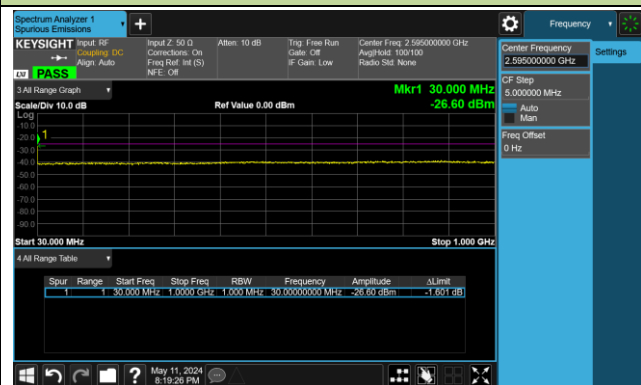
Low Channel 30 ~ 1000MHz



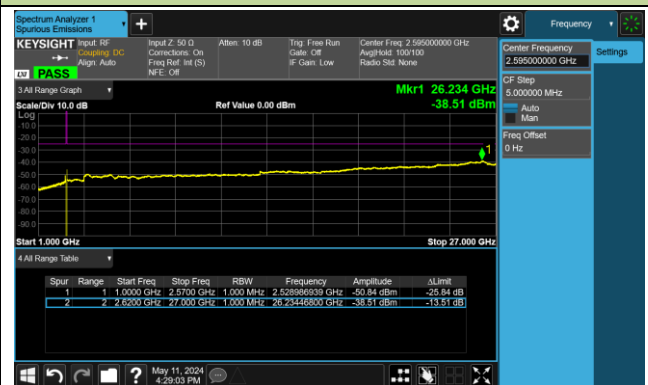
Low Channel 1000 ~ 27000MHz



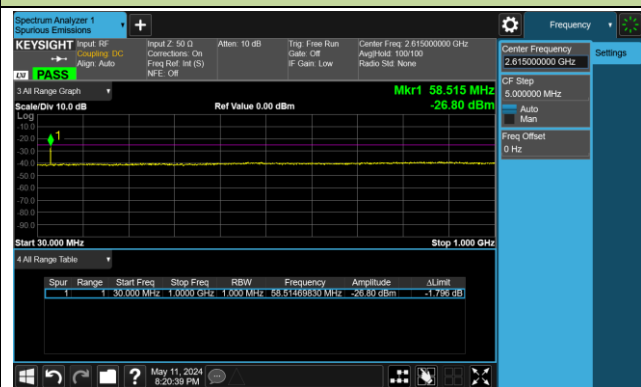
Middle Channel 30 ~ 1000MHz



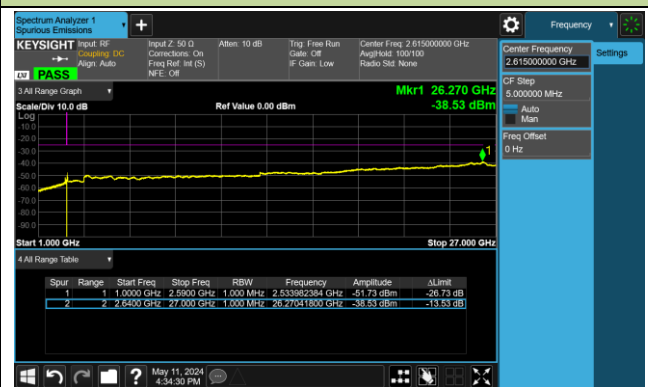
Middle Channel 1000 ~ 27000MHz



High Channel 30 ~ 1000MHz

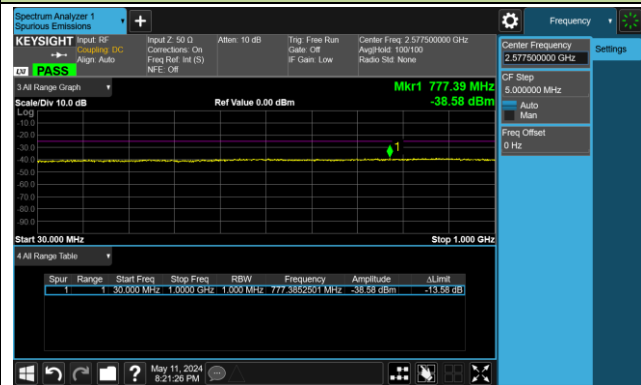


High Channel 1000 ~ 27000MHz

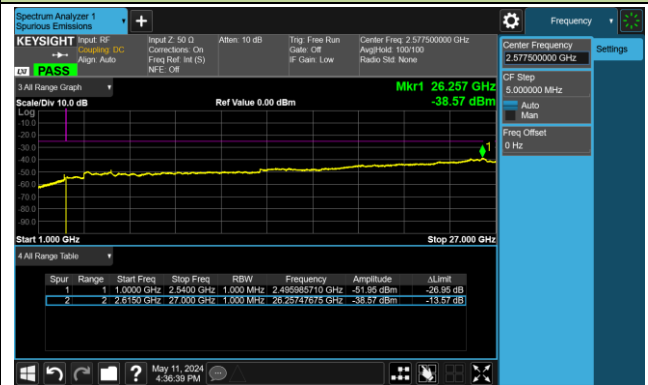


15MHz Channel Bandwidth

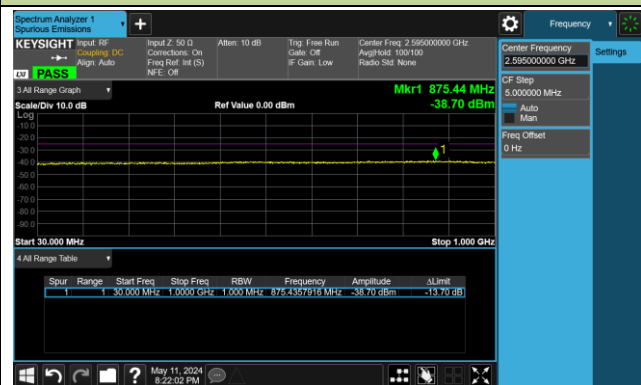
Low Channel 30 ~ 1000MHz



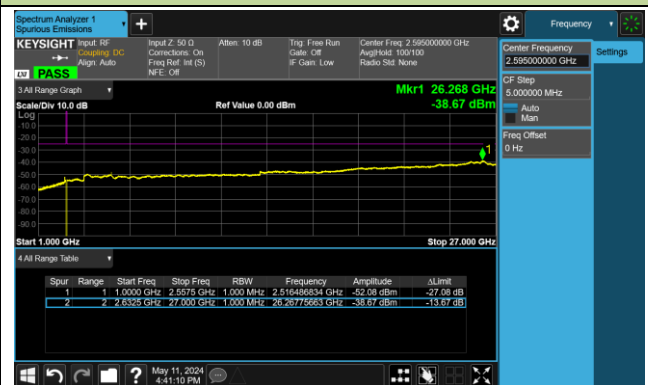
Low Channel 1000 ~ 27000MHz



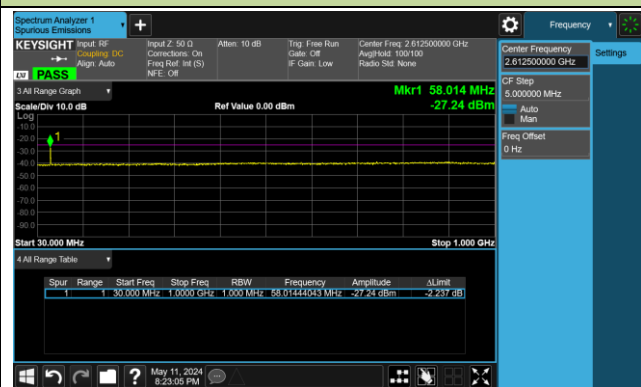
Middle Channel 30 ~ 1000MHz



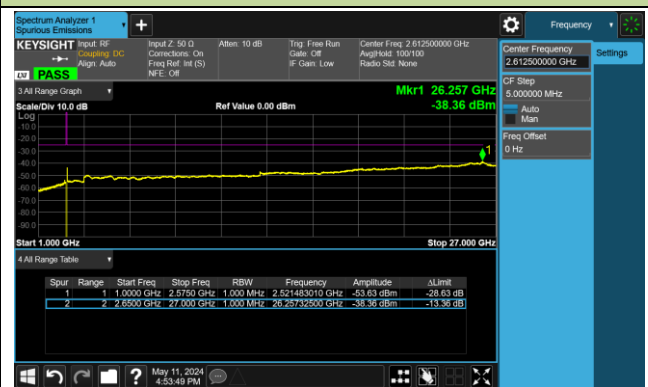
Middle Channel 1000 ~ 27000MHz



High Channel 30 ~ 1000MHz

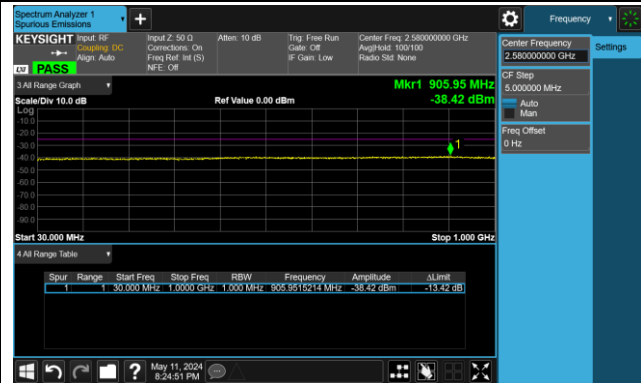


High Channel 1000 ~ 27000MHz



20MHz Channel Bandwidth

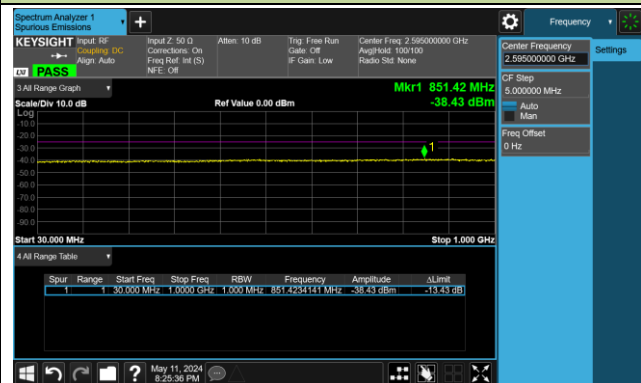
Low Channel 30 ~ 1000MHz



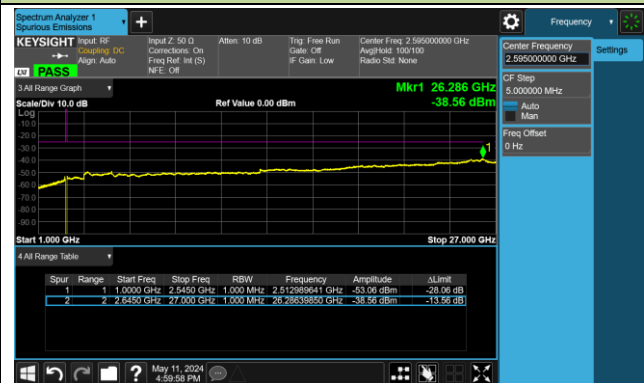
Low Channel 1000 ~ 27000MHz



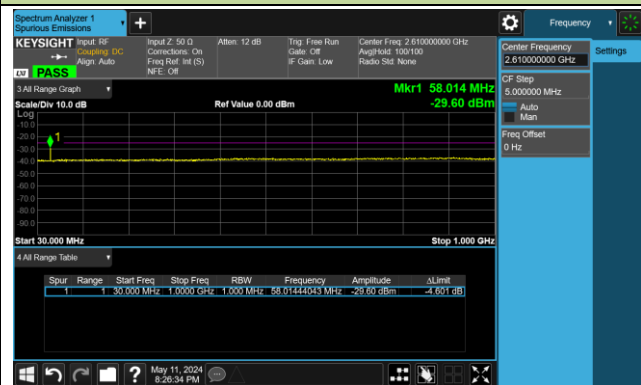
Middle Channel 30 ~ 1000MHz



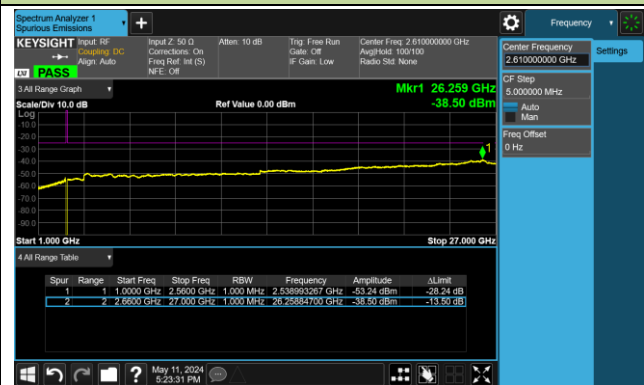
Middle Channel 1000 ~ 27000MHz



High Channel 30 ~ 1000MHz



High Channel 1000 ~ 27000MHz



Test Site	SIP-SR1	Test Engineer	Yoniter Yang
Test Date	2024-05-11	Test Band	Band 41_HPUE, 1RB, QPSK

Channel Bandwidth (MHz)	Frequency (MHz)	Frequency Range (MHz)	Max Spurious Emissions (dBm)	Limit (dBm)	Result
5	2498.5	30 ~ 1000	-34.79	≤ -25.00	Pass
		1000 ~ 27000	-38.60	≤ -25.00	Pass
	2593.0	30 ~ 1000	-26.90	≤ -25.00	Pass
		1000 ~ 27000	-38.62	≤ -25.00	Pass
	2687.5	30 ~ 1000	-29.89	≤ -25.00	Pass
		1000 ~ 27000	-38.67	≤ -25.00	Pass
10	2501.0	30 ~ 1000	-38.70	≤ -25.00	Pass
		1000 ~ 27000	-38.58	≤ -25.00	Pass
	2593.0	30 ~ 1000	-38.79	≤ -25.00	Pass
		1000 ~ 27000	-38.58	≤ -25.00	Pass
	2685.0	30 ~ 1000	-29.37	≤ -25.00	Pass
		1000 ~ 27000	-38.72	≤ -25.00	Pass
15	2503.5	30 ~ 1000	-38.44	≤ -25.00	Pass
		1000 ~ 27000	-38.61	≤ -25.00	Pass
	2593.0	30 ~ 1000	-38.30	≤ -25.00	Pass
		1000 ~ 27000	-38.61	≤ -25.00	Pass
	2682.5	30 ~ 1000	-30.62	≤ -25.00	Pass
		1000 ~ 27000	-38.77	≤ -25.00	Pass
20	2506.0	30 ~ 1000	-34.65	≤ -25.00	Pass
		1000 ~ 27000	-38.78	≤ -25.00	Pass
	2593.0	30 ~ 1000	-34.58	≤ -25.00	Pass
		1000 ~ 27000	-38.81	≤ -25.00	Pass
	2680.0	30 ~ 1000	-29.38	≤ -25.00	Pass
		1000 ~ 27000	-38.69	≤ -25.00	Pass

Note: The amplitude of Conducted Spurious emissions (frequency range from 9kHz to 30MHz) is that proximity to ambient noise, which also are attenuated more than 20 dB below the permissible value. Therefore, the data is not presented in the report.