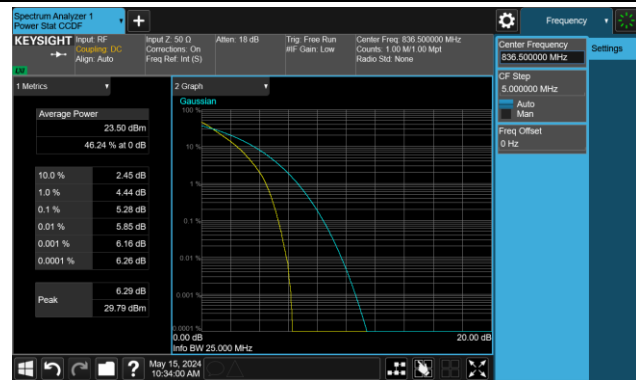
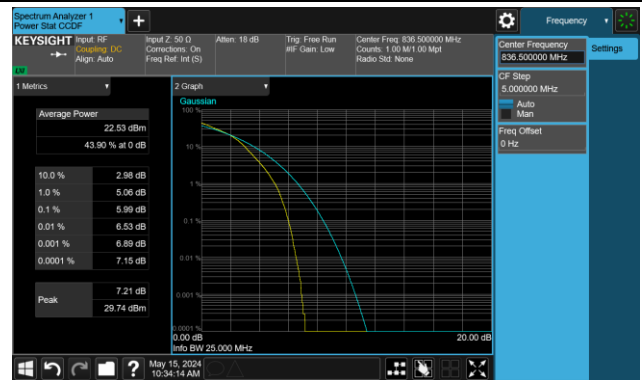


15MHz Channel Bandwidth – Middle Channel

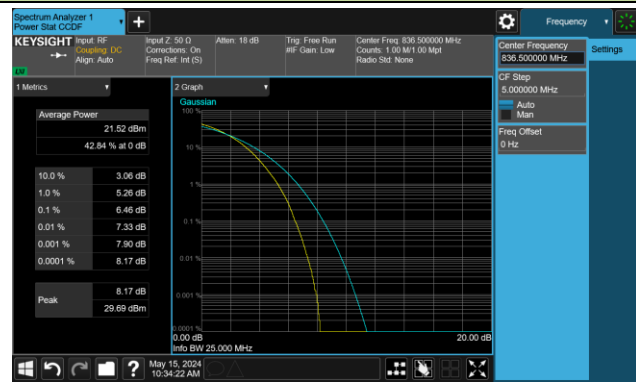
QPSK



16QAM



64QAM

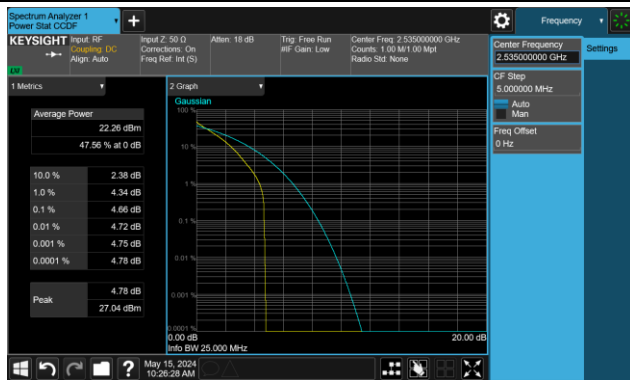


Test Site	SIP-SR1	Test Engineer	Yoniter Yang
Test Date	2024-05-15	Test Band	Band 7

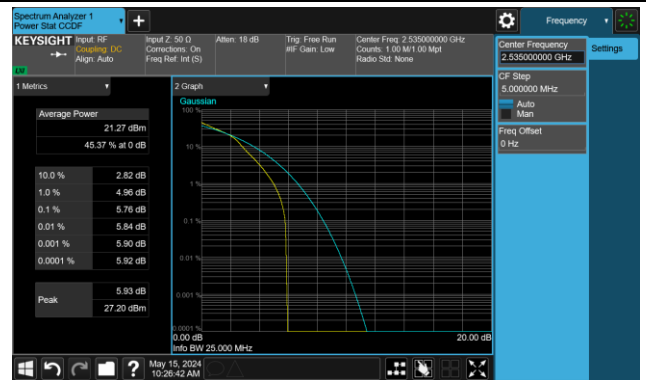
Frequency (MHz)	Channel Bandwidth (MHz)	Peak to Average Ratio (dB)	Limit (dB)	Result
QPSK				
2535.0	5	4.66	$\leq 13.00$	Pass
	10	5.03	$\leq 13.00$	Pass
	15	4.96	$\leq 13.00$	Pass
	20	4.95	$\leq 13.00$	Pass
16QAM				
2535.0	5	5.76	$\leq 13.00$	Pass
	10	5.89	$\leq 13.00$	Pass
	15	5.89	$\leq 13.00$	Pass
	20	5.87	$\leq 13.00$	Pass
64QAM				
2535.0	5	6.53	$\leq 13.00$	Pass
	10	6.48	$\leq 13.00$	Pass
	15	6.47	$\leq 13.00$	Pass
	20	6.51	$\leq 13.00$	Pass

5MHz Channel Bandwidth – Middle Channel

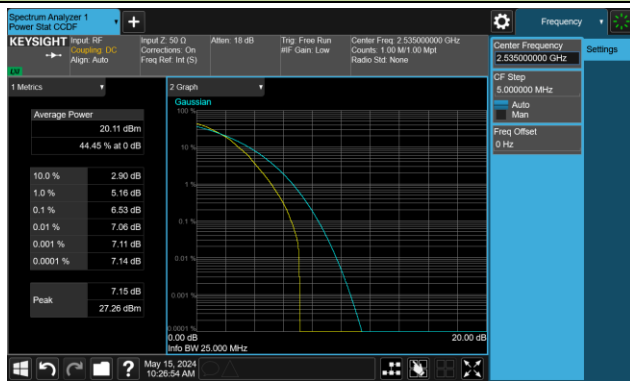
QPSK



16QAM

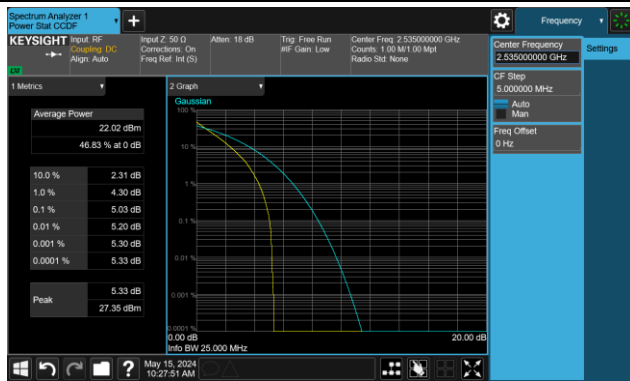


64QAM



10MHz Channel Bandwidth – Middle Channel

QPSK



16QAM

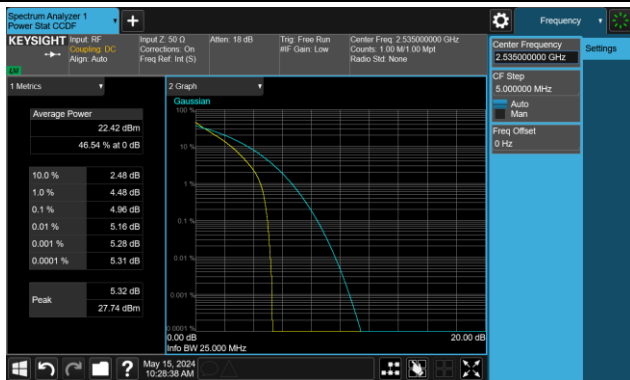


64QAM

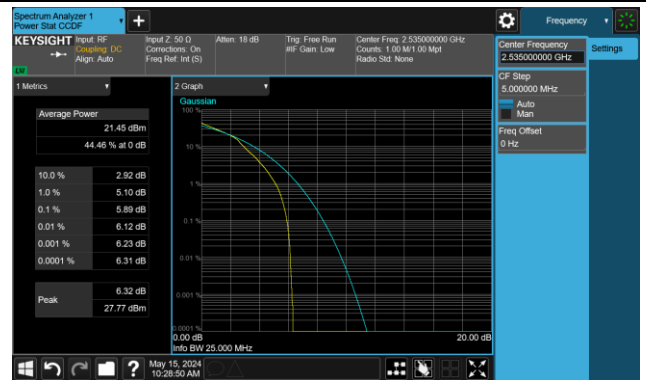


15MHz Channel Bandwidth – Middle Channel

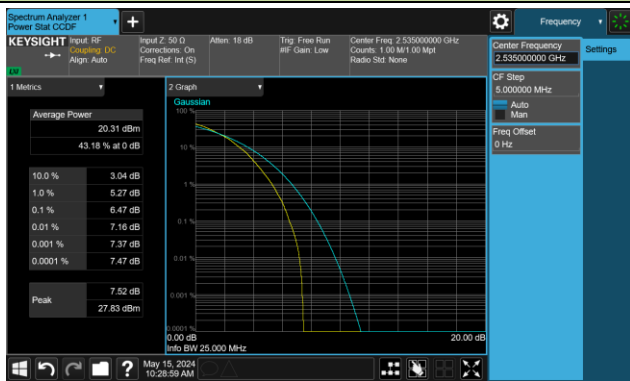
QPSK



16QAM

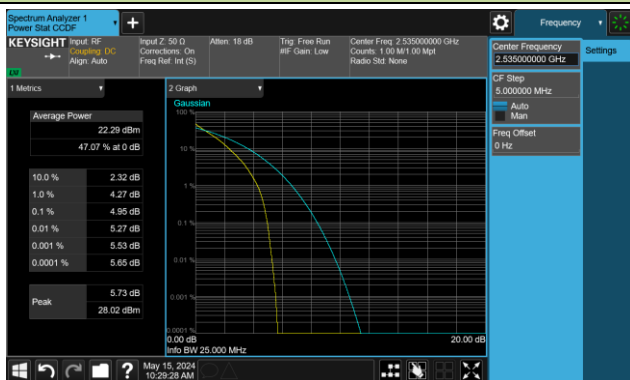


64QAM



20MHz Channel Bandwidth – Middle Channel

QPSK



16QAM



64QAM

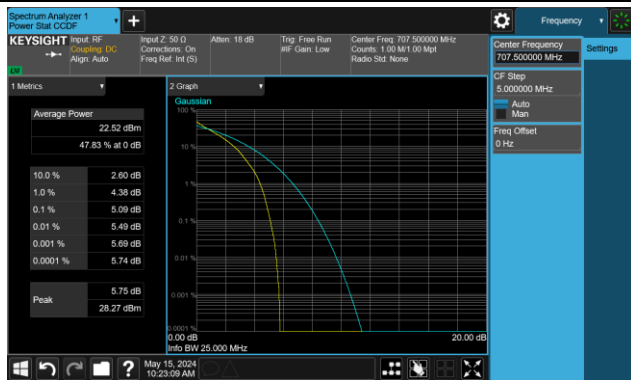


Test Site	SIP-SR1	Test Engineer	Yoniter Yang
Test Date	2024-05-15	Test Band	Band 12

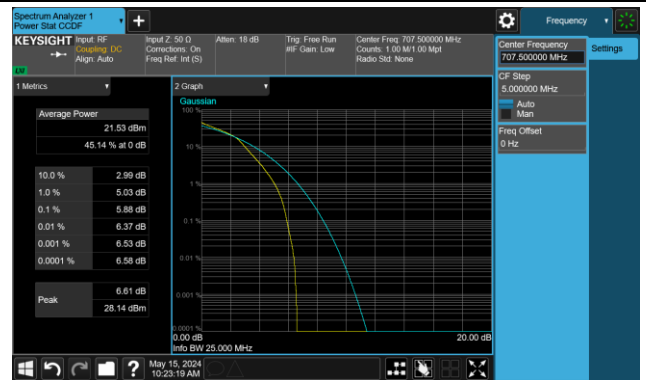
Frequency (MHz)	Channel Bandwidth (MHz)	Peak to Average Ratio (dB)	Limit (dB)	Result
QPSK				
707.5	1.4	5.09	$\leq 13.00$	Pass
	3	5.11	$\leq 13.00$	Pass
	5	5.18	$\leq 13.00$	Pass
	10	5.00	$\leq 13.00$	Pass
16QAM				
707.5	1.4	5.88	$\leq 13.00$	Pass
	3	5.95	$\leq 13.00$	Pass
	5	6.00	$\leq 13.00$	Pass
	10	5.90	$\leq 13.00$	Pass
64QAM				
707.5	1.4	6.59	$\leq 13.00$	Pass
	3	6.57	$\leq 13.00$	Pass
	5	6.52	$\leq 13.00$	Pass
	10	6.45	$\leq 13.00$	Pass

1.4MHz Channel Bandwidth – Middle Channel

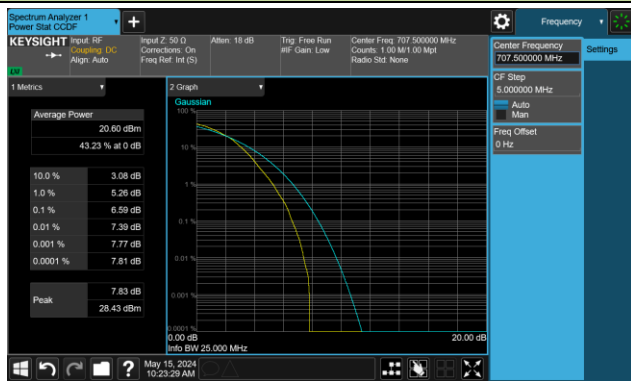
QPSK



16QAM

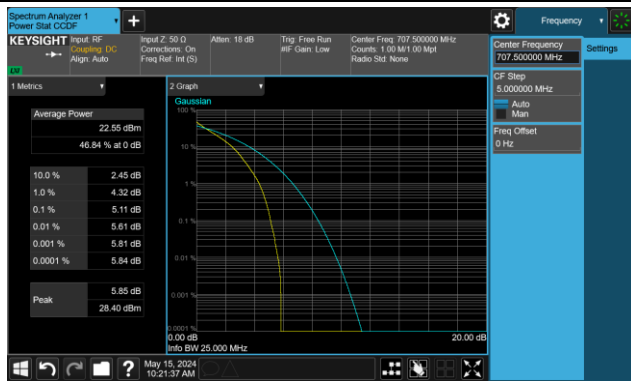


64QAM

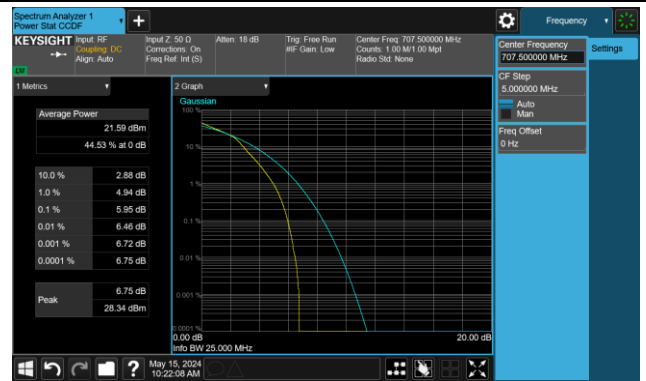


3MHz Channel Bandwidth – Middle Channel

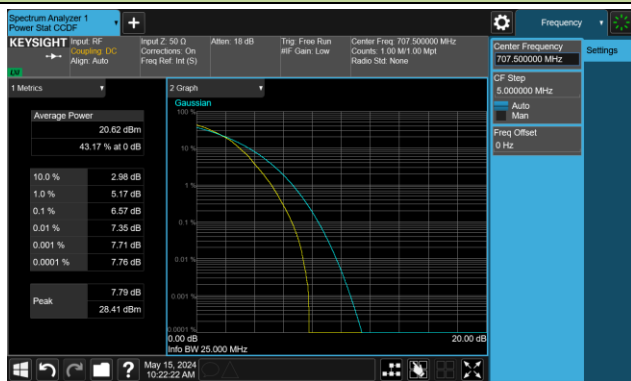
QPSK



16QAM

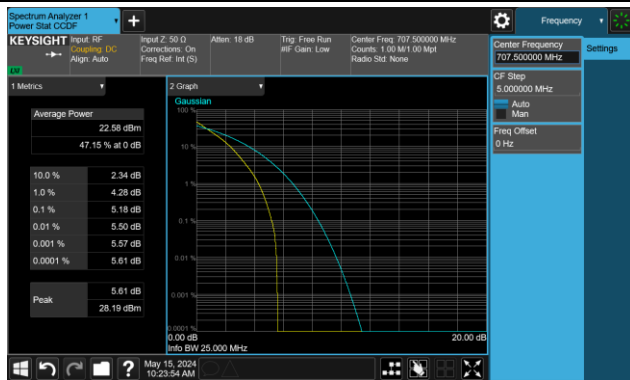


64QAM

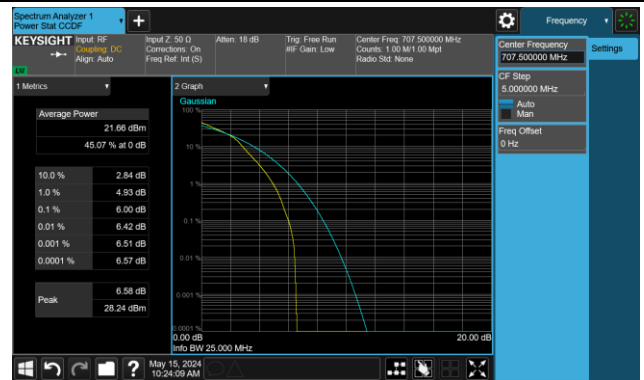


## 5MHz Channel Bandwidth – Middle Channel

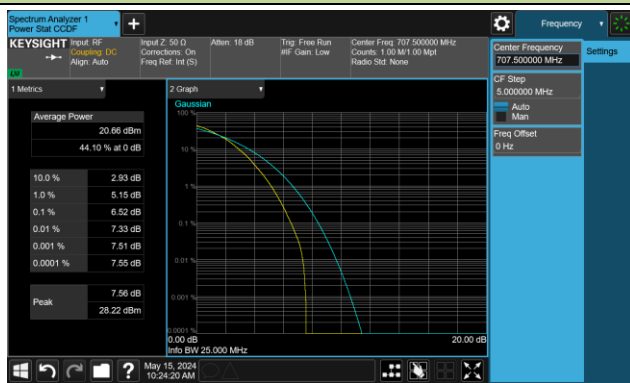
## QPSK



## 16QAM

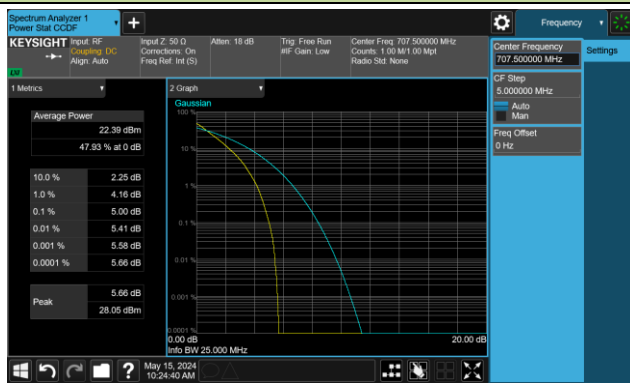


## 64QAM

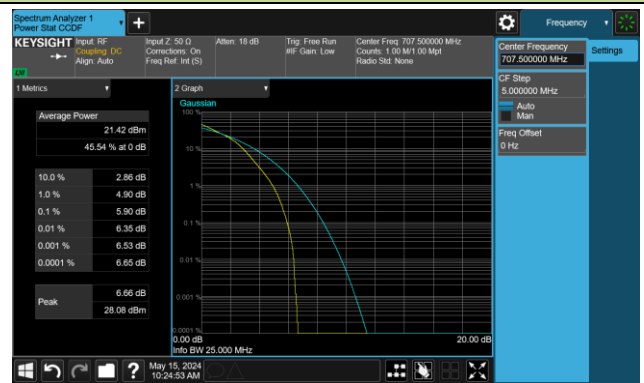


## 10MHz Channel Bandwidth – Middle Channel

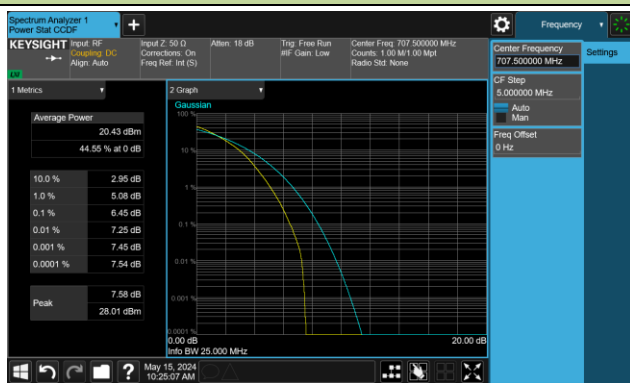
## QPSK



## 16QAM



## 64QAM



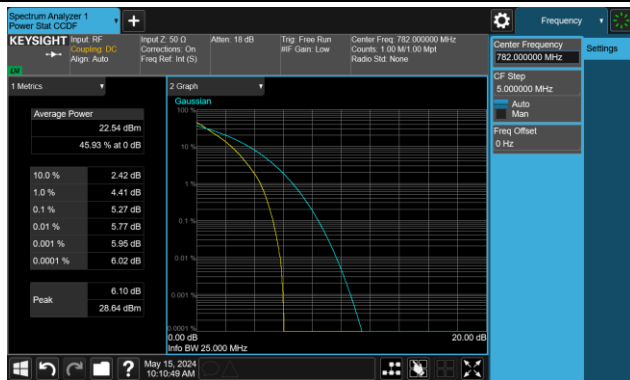
Test Site	SIP-SR1	Test Engineer	Yoniter Yang
Test Date	2024-05-15	Test Band	Band 13

Frequency (MHz)	Channel Bandwidth (MHz)	Peak to Average Ratio (dB)	Limit (dB)	Result
QPSK				
782.0	5	5.27	≤ 13.00	Pass
	10	5.37	≤ 13.00	Pass
16QAM				
782.0	5	6.09	≤ 13.00	Pass
	10	6.15	≤ 13.00	Pass
64QAM				
782.0	5	6.64	≤ 13.00	Pass
	10	6.65	≤ 13.00	Pass

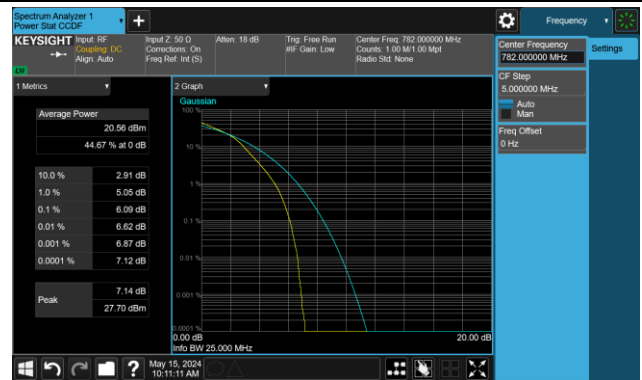


## 5MHz Channel Bandwidth – Middle Channel

## QPSK



## 16QAM

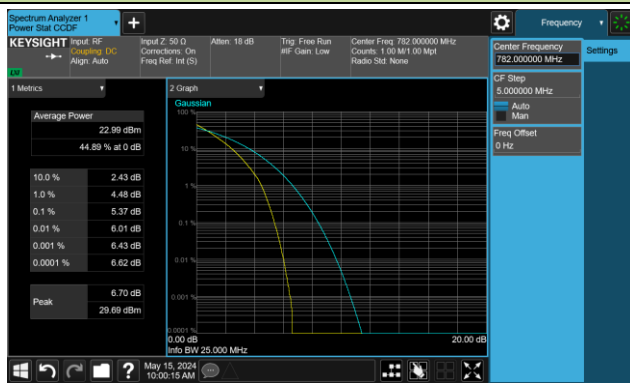


## 64QAM

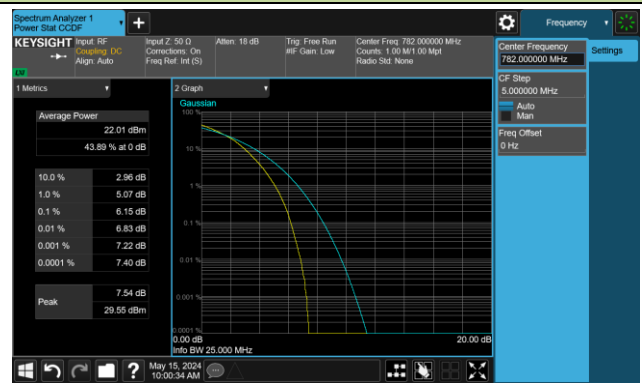


## 10MHz Channel Bandwidth – Middle Channel

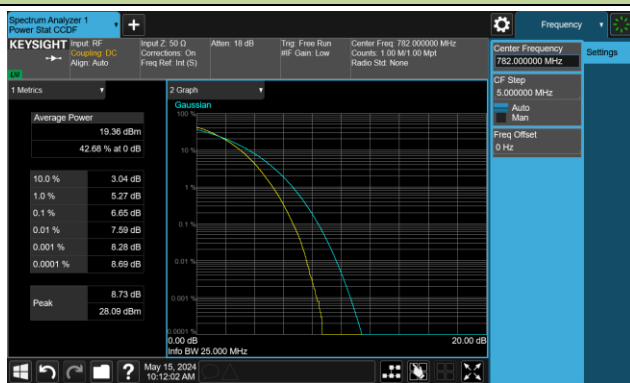
## QPSK



## 16QAM



## 64QAM

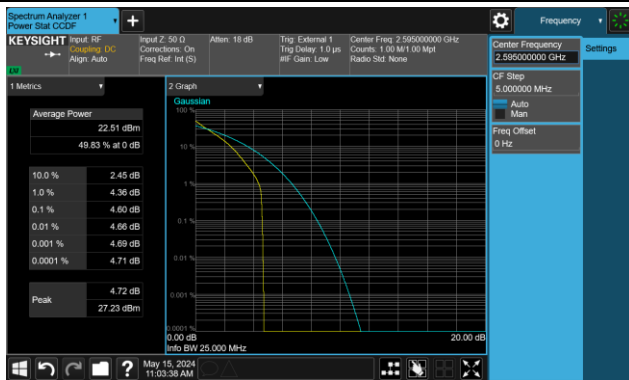


Test Site	SIP-SR1	Test Engineer	Yoniter Yang
Test Date	2024-05-15	Test Band	Band 38

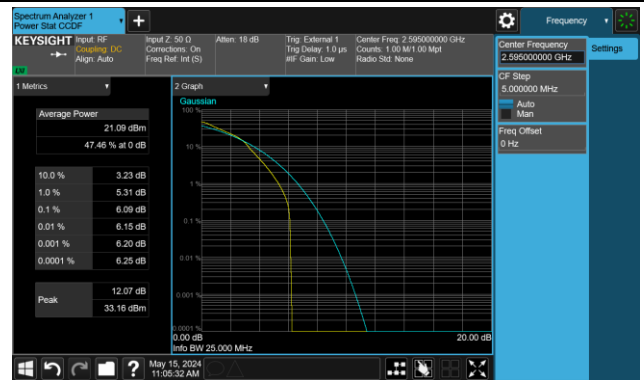
Frequency (MHz)	Channel Bandwidth (MHz)	Peak to Average Ratio (dB)	Limit (dB)	Result
QPSK				
2595.0	5	4.60	$\leq 13.00$	Pass
	10	4.84	$\leq 13.00$	Pass
	15	6.70	$\leq 13.00$	Pass
	20	7.09	$\leq 13.00$	Pass
16QAM				
2595.0	5	6.09	$\leq 13.00$	Pass
	10	5.94	$\leq 13.00$	Pass
	15	8.04	$\leq 13.00$	Pass
	20	7.90	$\leq 13.00$	Pass
64QAM				
2595.0	5	6.71	$\leq 13.00$	Pass
	10	6.43	$\leq 13.00$	Pass
	15	8.28	$\leq 13.00$	Pass
	20	8.22	$\leq 13.00$	Pass

### 5MHz Channel Bandwidth – Middle Channel

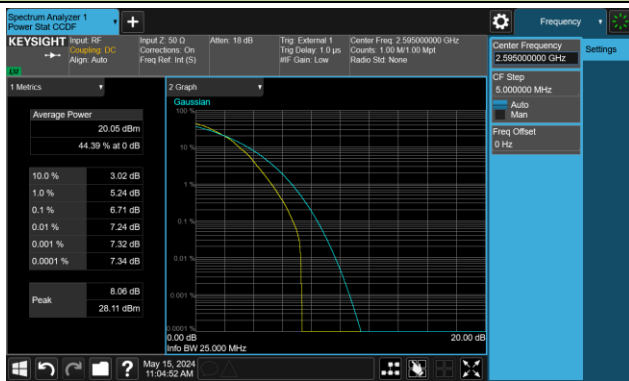
#### QPSK



#### 16QAM

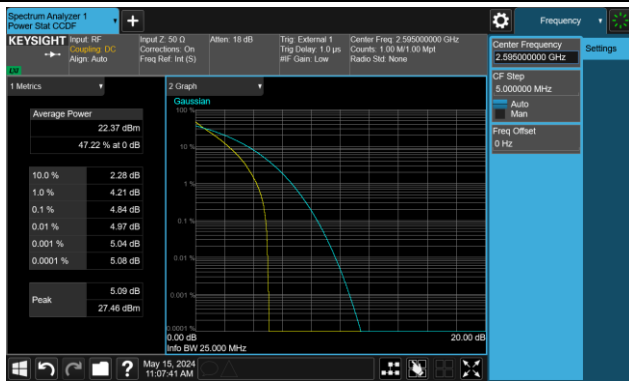


#### 64QAM

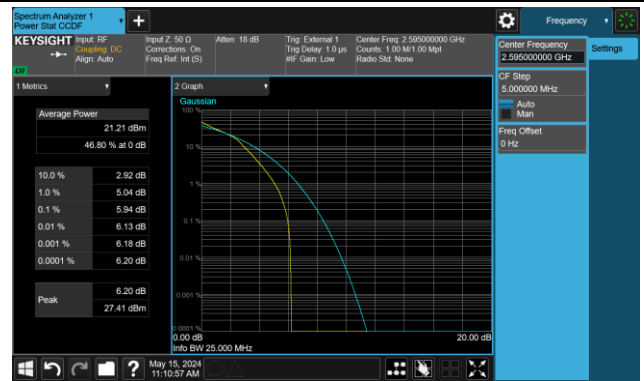


### 10MHz Channel Bandwidth – Middle Channel

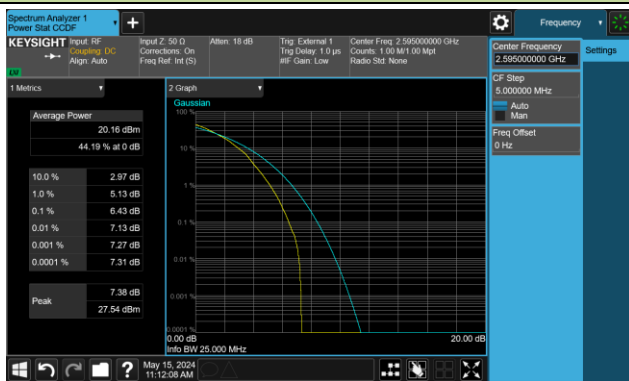
#### QPSK



#### 16QAM

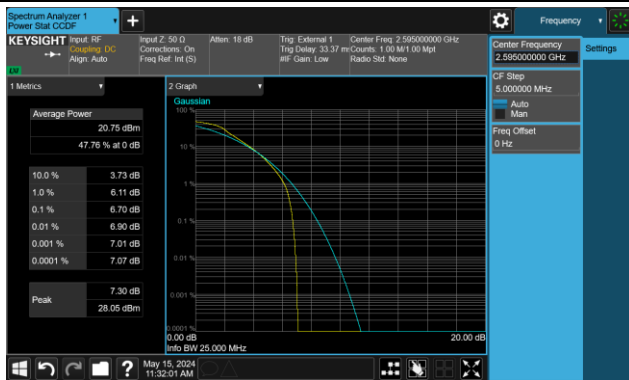


#### 64QAM

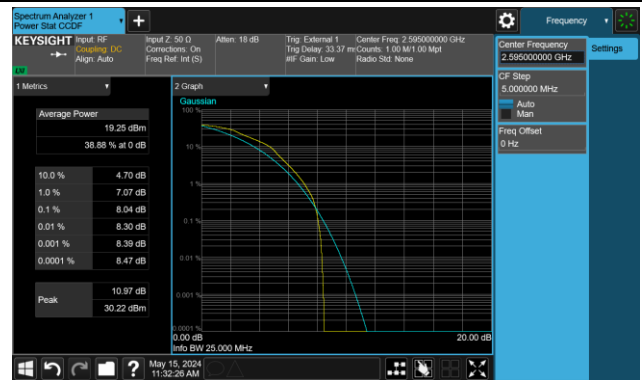


15MHz Channel Bandwidth – Middle Channel

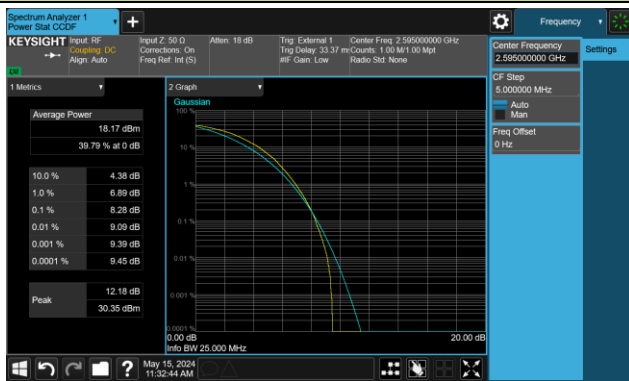
QPSK



16QAM

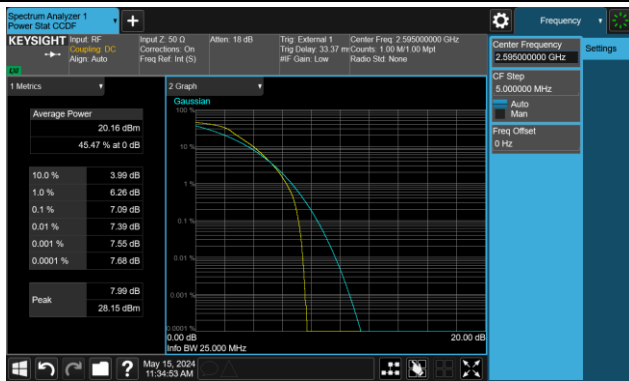


64QAM

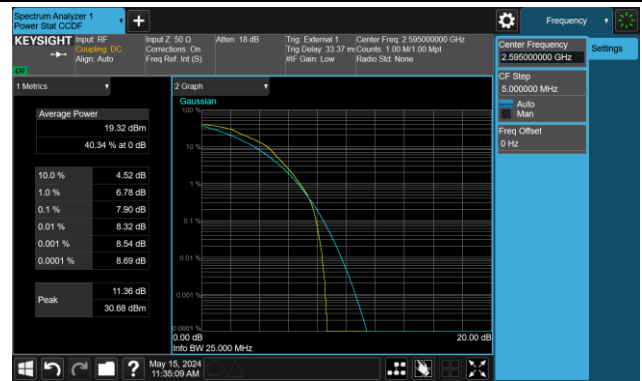


20MHz Channel Bandwidth – Middle Channel

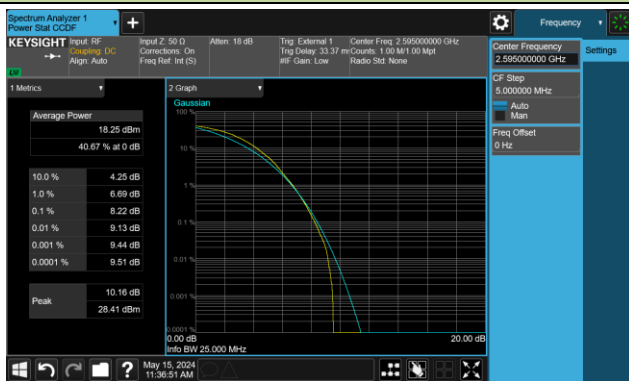
QPSK



16QAM



64QAM

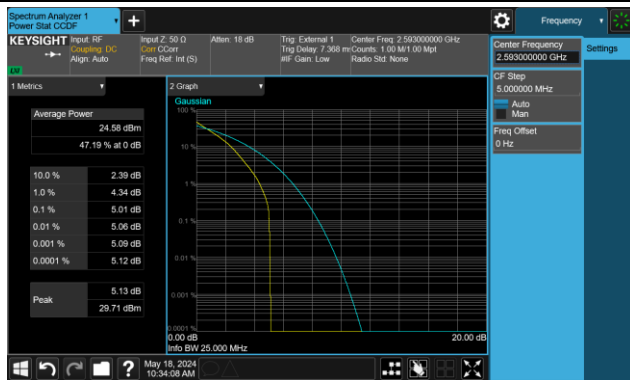


Test Site	SIP-SR1	Test Engineer	Yoniter Yang
Test Date	2024-05-18	Test Band	Band 41_HPUE

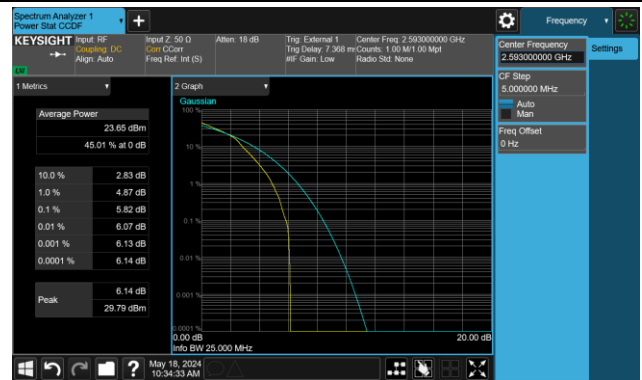
Frequency (MHz)	Channel Bandwidth (MHz)	Peak to Average Ratio (dB)	Limit (dB)	Result
<b>QPSK</b>				
2593.0	5	5.01	≤ 13.00	Pass
	10	5.20	≤ 13.00	Pass
	15	6.03	≤ 13.00	Pass
	20	6.13	≤ 13.00	Pass
<b>16QAM</b>				
2593.0	5	5.82	≤ 13.00	Pass
	10	5.91	≤ 13.00	Pass
	15	7.23	≤ 13.00	Pass
	20	7.35	≤ 13.00	Pass
<b>64QAM</b>				
2593.0	5	6.88	≤ 13.00	Pass
	10	6.45	≤ 13.00	Pass
	15	7.45	≤ 13.00	Pass
	20	7.17	≤ 13.00	Pass

### 5MHz Channel Bandwidth – Middle Channel

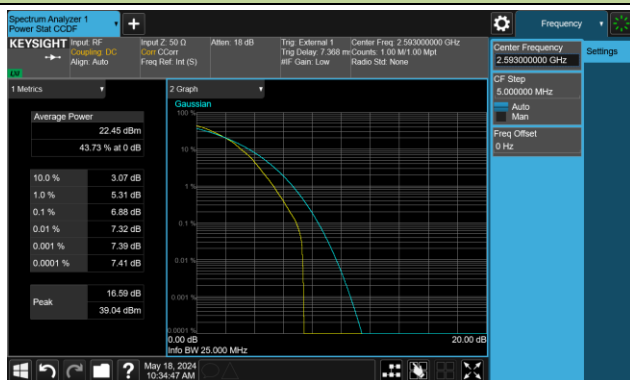
#### QPSK



#### 16QAM

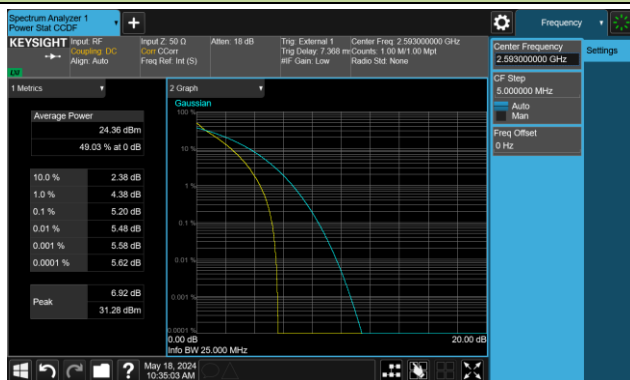


#### 64QAM

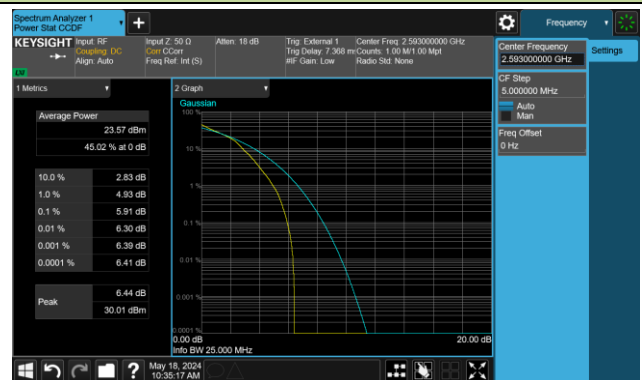


### 10MHz Channel Bandwidth – Middle Channel

#### QPSK



#### 16QAM

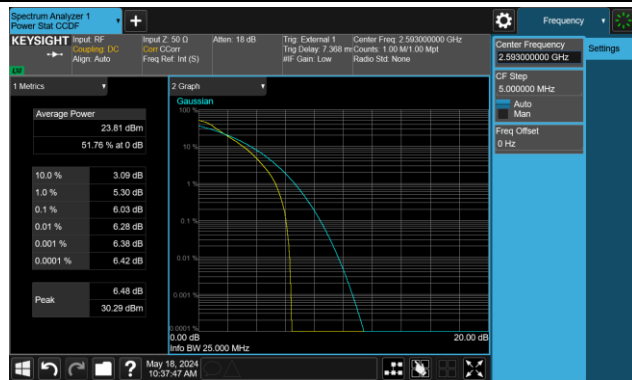


#### 64QAM

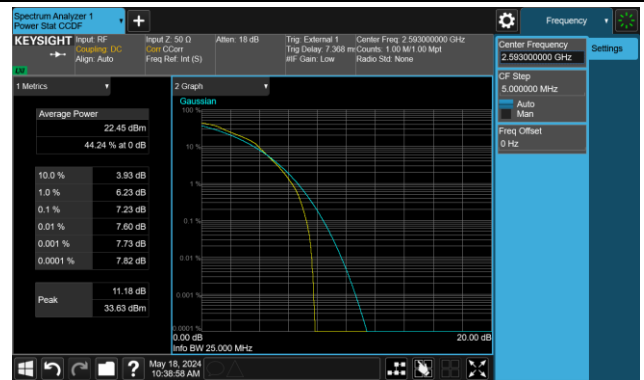


15MHz Channel Bandwidth – Middle Channel

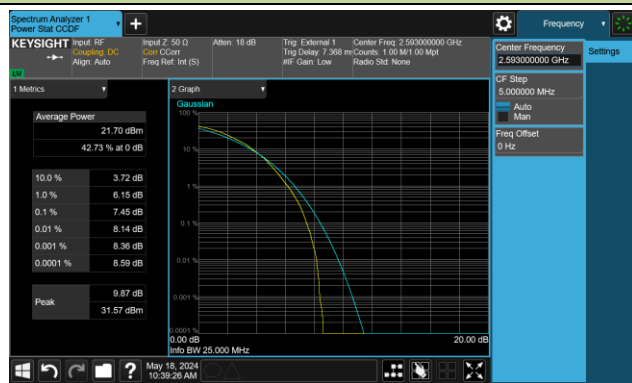
QPSK



16QAM

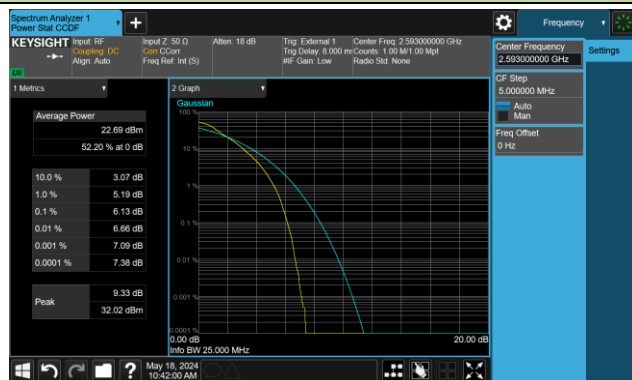


64QAM

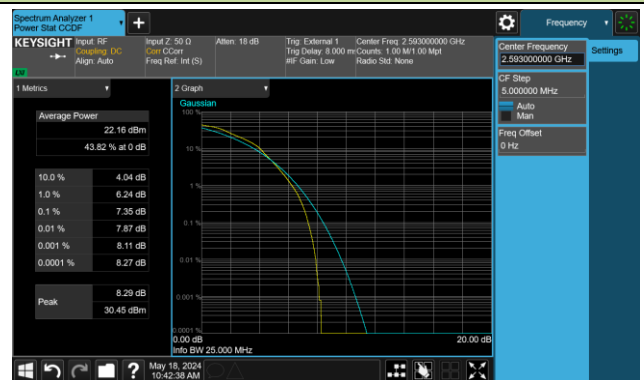


20MHz Channel Bandwidth – Middle Channel

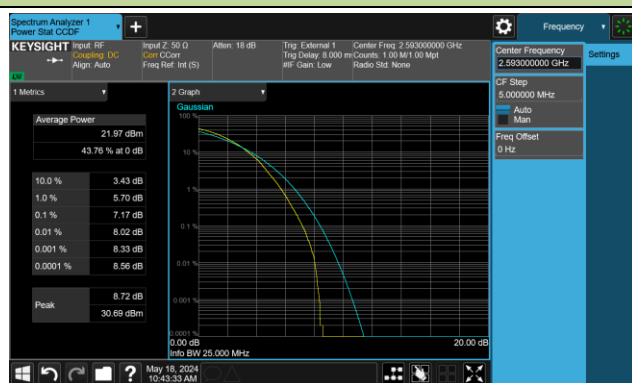
QPSK



16QAM



64QAM



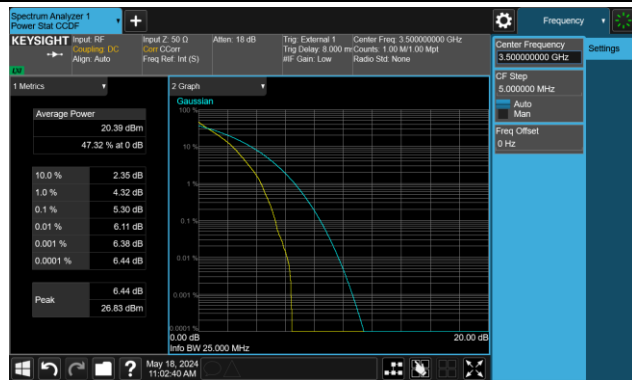
Test Site	SIP-SR1	Test Engineer	Yoniter Yang
Test Date	2024-05-18	Test Band	Band 42

Frequency (MHz)	Channel Bandwidth (MHz)	Peak to Average Ratio (dB)	Limit (dB)	Result
<b>QPSK</b>				
3500.0	5	5.30	≤ 13.00	Pass
	10	5.23	≤ 13.00	Pass
	15	5.97	≤ 13.00	Pass
	20	5.98	≤ 13.00	Pass
<b>16QAM</b>				
3500.0	5	5.96	≤ 13.00	Pass
	10	5.94	≤ 13.00	Pass
	15	6.85	≤ 13.00	Pass
	20	6.79	≤ 13.00	Pass
<b>64QAM</b>				
3500.0	5	6.51	≤ 13.00	Pass
	10	6.44	≤ 13.00	Pass
	15	7.47	≤ 13.00	Pass
	20	7.45	≤ 13.00	Pass

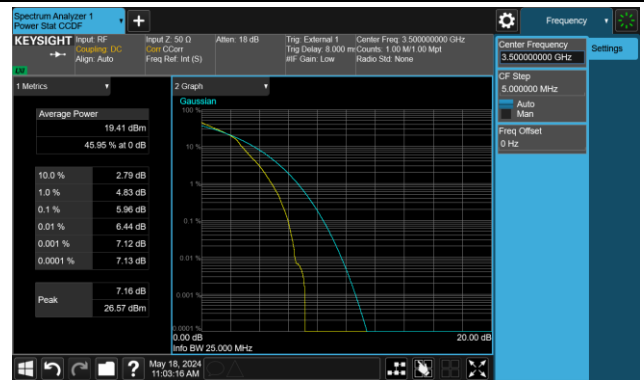


5MHz Channel Bandwidth – Middle Channel

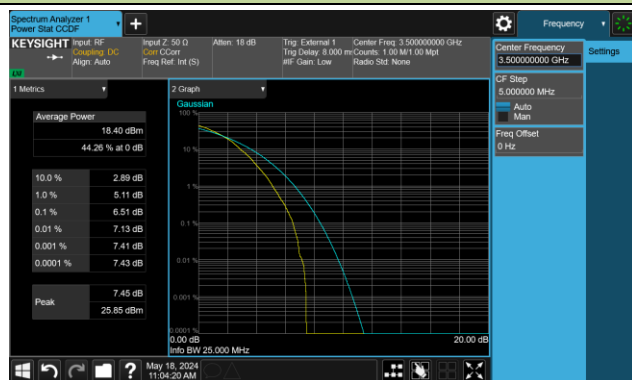
QPSK



16QAM

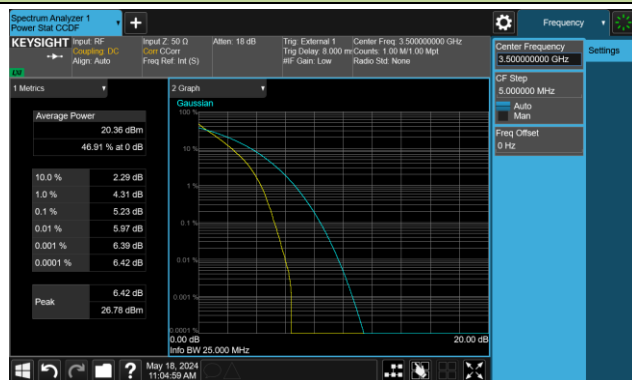


64QAM

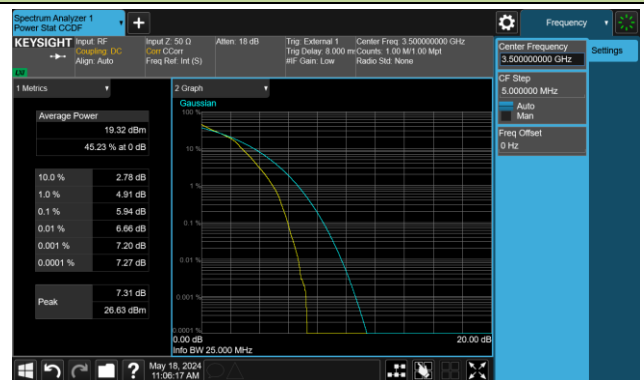


10MHz Channel Bandwidth – Middle Channel

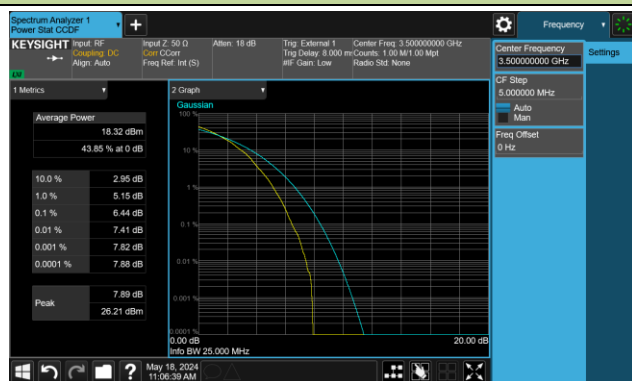
QPSK



16QAM



64QAM

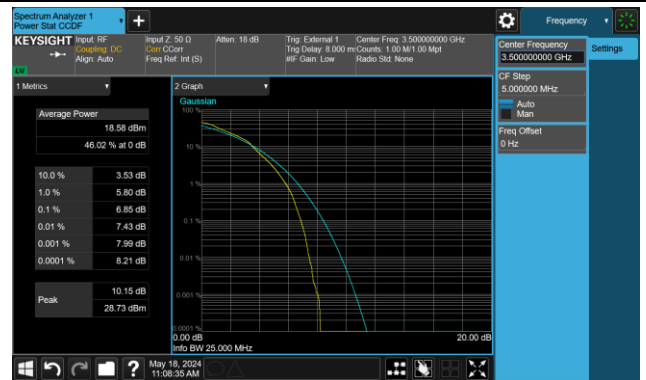


15MHz Channel Bandwidth – Middle Channel

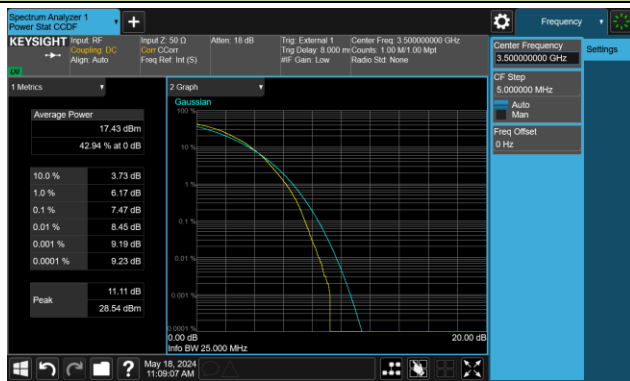
QPSK



16QAM

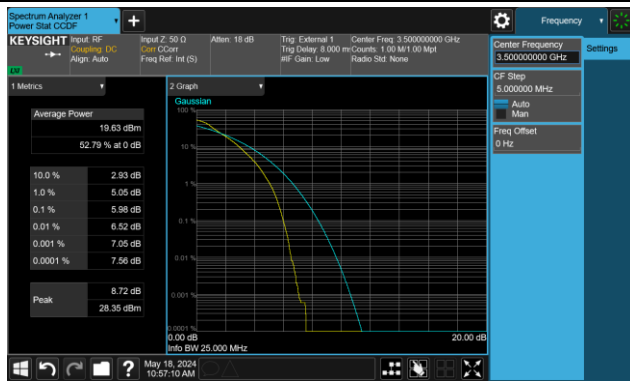


64QAM

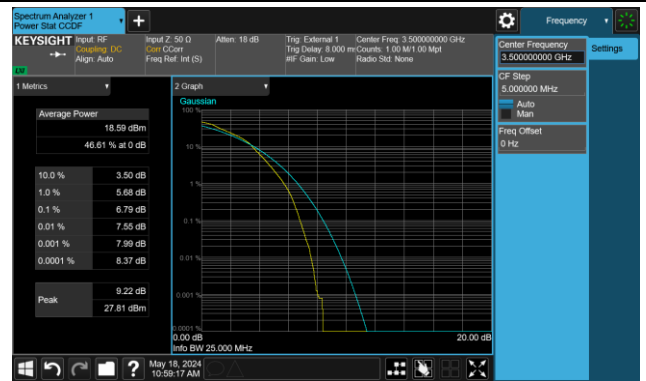


20MHz Channel Bandwidth – Middle Channel

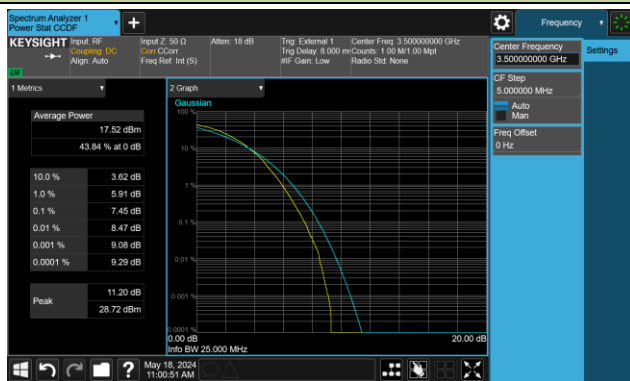
QPSK



16QAM



64QAM

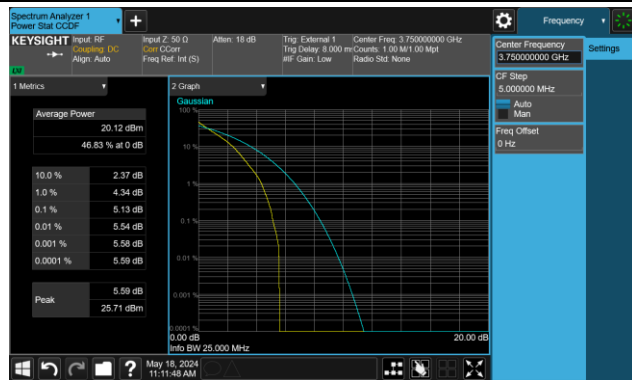


Test Site	SIP-SR1	Test Engineer	Yoniter Yang
Test Date	2024-05-18	Test Band	Band 43

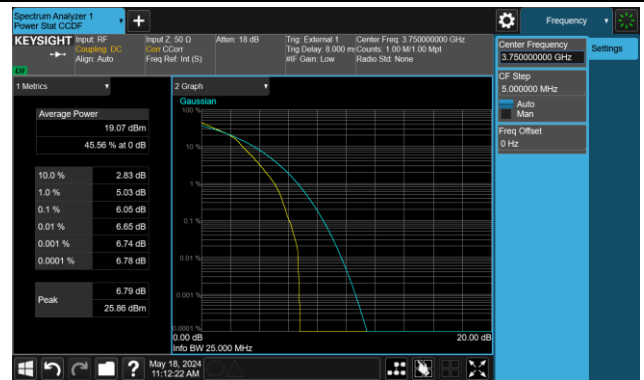
Frequency (MHz)	Channel Bandwidth (MHz)	Peak to Average Ratio (dB)	Limit (dB)	Result
QPSK				
3750.0	5	5.13	≤ 13.00	Pass
	10	5.28	≤ 13.00	Pass
	15	6.18	≤ 13.00	Pass
	20	5.92	≤ 13.00	Pass
16QAM				
3750.0	5	6.05	≤ 13.00	Pass
	10	5.98	≤ 13.00	Pass
	15	6.17	≤ 13.00	Pass
	20	6.99	≤ 13.00	Pass
64QAM				
3750.0	5	6.67	≤ 13.00	Pass
	10	6.47	≤ 13.00	Pass
	15	7.48	≤ 13.00	Pass
	20	7.12	≤ 13.00	Pass

5MHz Channel Bandwidth – Middle Channel

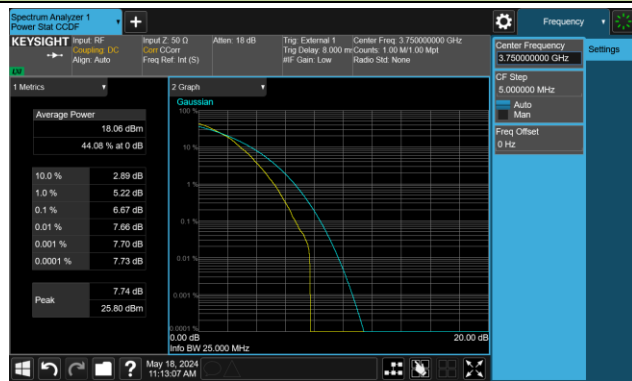
QPSK



16QAM

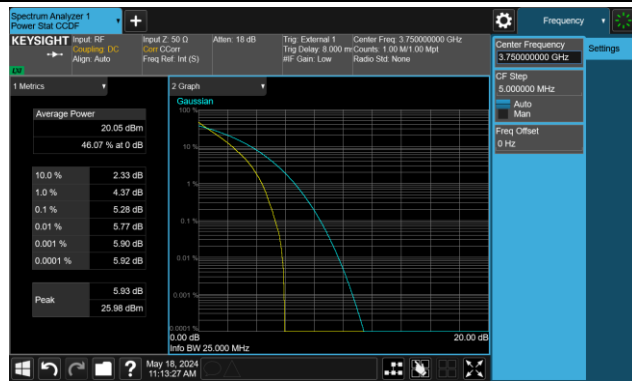


64QAM

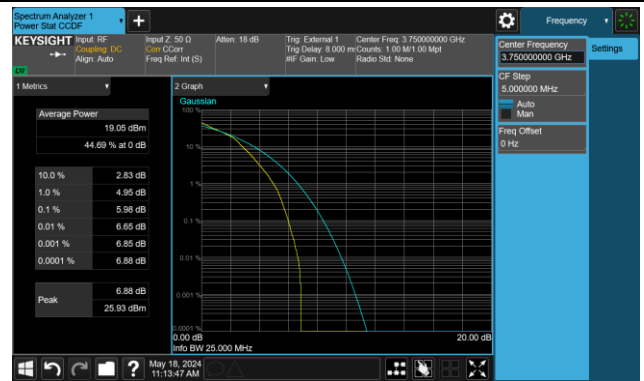


10MHz Channel Bandwidth – Middle Channel

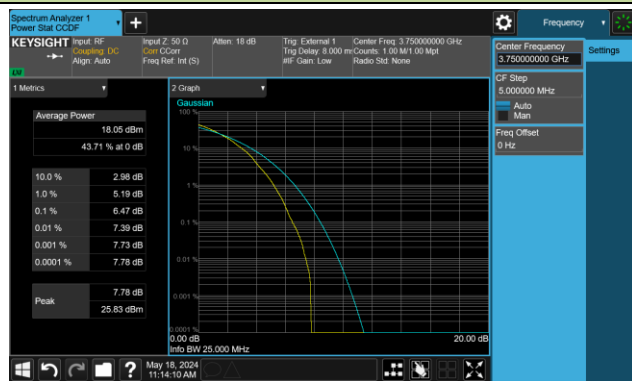
QPSK



16QAM

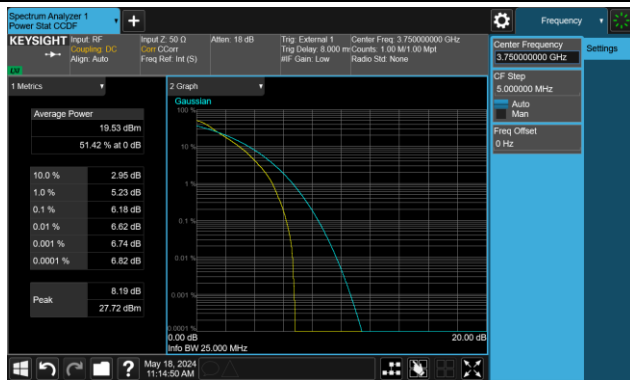


64QAM

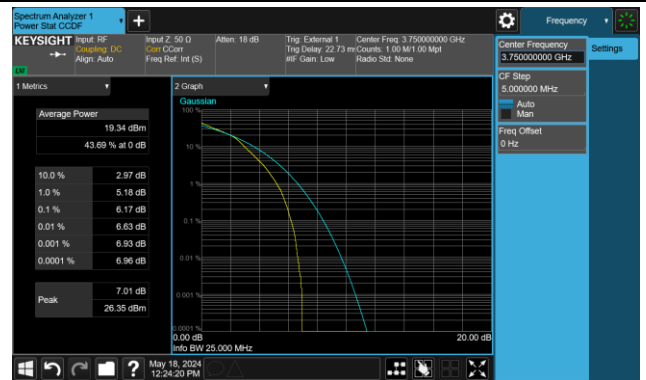


15MHz Channel Bandwidth – Middle Channel

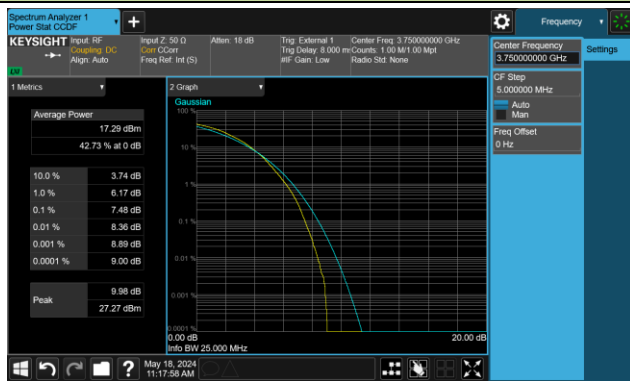
QPSK



16QAM



64QAM

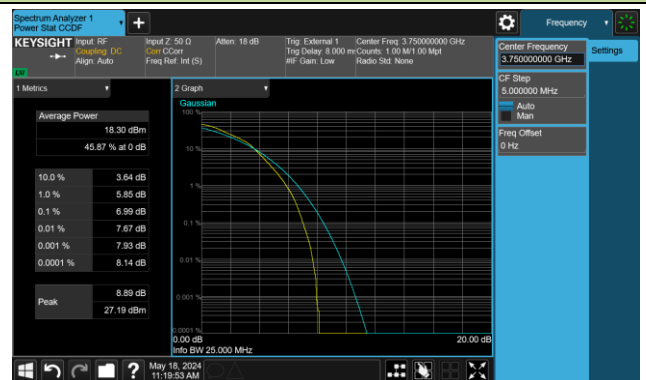


20MHz Channel Bandwidth – Middle Channel

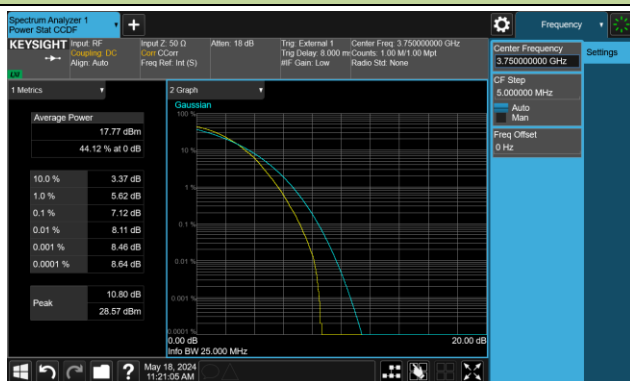
QPSK



16QAM



64QAM



**A.5 Transmitter unwanted emissions (band-edge) Test Result**

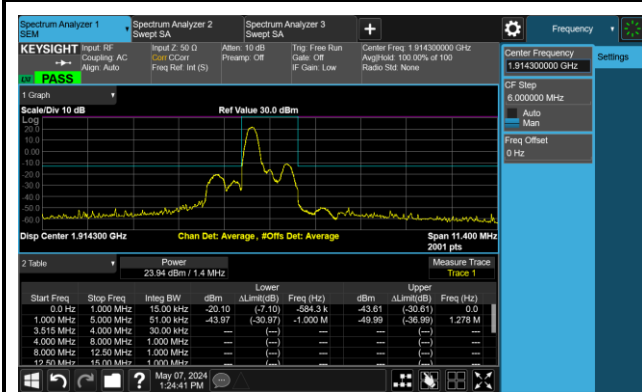
Test Site	SIP-SR1	Test Engineer	Yoniter Yang
Test Date	2024-05-07 ~ 2024-05-18	Test Band	Band 2/25

**1.4MHz Channel Bandwidth – 1RB**

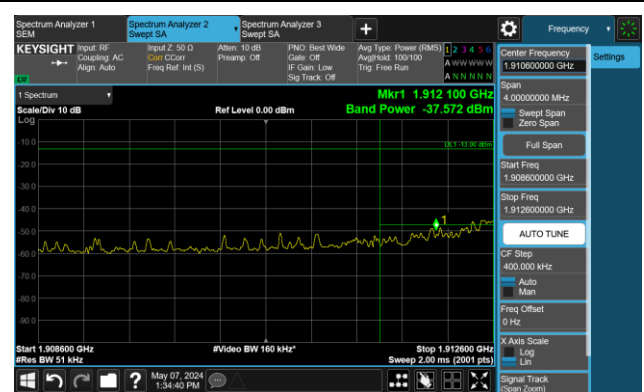
Low Channel 1RB_Low	Low Channel 1RB_Low - Extended																																																															
<table border="1"> <thead> <tr> <th>Start Freq</th> <th>Stop Freq</th> <th>Integ BW</th> <th>dBm</th> <th>ΔLimit(dB)</th> <th>Freq (Hz)</th> <th>dBm</th> <th>ΔLimit(dB)</th> <th>Freq (Hz)</th> </tr> </thead> <tbody> <tr> <td>0.0 Hz</td> <td>1.000 MHz</td> <td>15.00 kHz</td> <td>-22.28</td> <td>(-34.29)</td> <td>455.4 k</td> <td>-45.05</td> <td>(-32.05)</td> <td>0.0</td> </tr> <tr> <td>1.000 MHz</td> <td>5.000 MHz</td> <td>51.00 kHz</td> <td>-47.24</td> <td>(-34.24)</td> <td>-1.113 M</td> <td>-51.71</td> <td>(-38.71)</td> <td>4.498 M</td> </tr> <tr> <td>3.515 MHz</td> <td>4.000 MHz</td> <td>30.00 kHz</td> <td>---</td> <td>(---)</td> <td>---</td> <td>---</td> <td>(---)</td> <td>---</td> </tr> <tr> <td>4.000 MHz</td> <td>8.000 MHz</td> <td>1.000 MHz</td> <td>---</td> <td>(---)</td> <td>---</td> <td>---</td> <td>(---)</td> <td>---</td> </tr> <tr> <td>8.000 MHz</td> <td>12.50 MHz</td> <td>1.000 MHz</td> <td>---</td> <td>(---)</td> <td>---</td> <td>---</td> <td>(---)</td> <td>---</td> </tr> <tr> <td>12.50 MHz</td> <td>15.00 MHz</td> <td>1.000 MHz</td> <td>---</td> <td>(---)</td> <td>---</td> <td>---</td> <td>(---)</td> <td>---</td> </tr> </tbody> </table>	Start Freq	Stop Freq	Integ BW	dBm	ΔLimit(dB)	Freq (Hz)	dBm	ΔLimit(dB)	Freq (Hz)	0.0 Hz	1.000 MHz	15.00 kHz	-22.28	(-34.29)	455.4 k	-45.05	(-32.05)	0.0	1.000 MHz	5.000 MHz	51.00 kHz	-47.24	(-34.24)	-1.113 M	-51.71	(-38.71)	4.498 M	3.515 MHz	4.000 MHz	30.00 kHz	---	(---)	---	---	(---)	---	4.000 MHz	8.000 MHz	1.000 MHz	---	(---)	---	---	(---)	---	8.000 MHz	12.50 MHz	1.000 MHz	---	(---)	---	---	(---)	---	12.50 MHz	15.00 MHz	1.000 MHz	---	(---)	---	---	(---)	---	
Start Freq	Stop Freq	Integ BW	dBm	ΔLimit(dB)	Freq (Hz)	dBm	ΔLimit(dB)	Freq (Hz)																																																								
0.0 Hz	1.000 MHz	15.00 kHz	-22.28	(-34.29)	455.4 k	-45.05	(-32.05)	0.0																																																								
1.000 MHz	5.000 MHz	51.00 kHz	-47.24	(-34.24)	-1.113 M	-51.71	(-38.71)	4.498 M																																																								
3.515 MHz	4.000 MHz	30.00 kHz	---	(---)	---	---	(---)	---																																																								
4.000 MHz	8.000 MHz	1.000 MHz	---	(---)	---	---	(---)	---																																																								
8.000 MHz	12.50 MHz	1.000 MHz	---	(---)	---	---	(---)	---																																																								
12.50 MHz	15.00 MHz	1.000 MHz	---	(---)	---	---	(---)	---																																																								
<table border="1"> <thead> <tr> <th>Start Freq</th> <th>Stop Freq</th> <th>Integ BW</th> <th>dBm</th> <th>ΔLimit(dB)</th> <th>Freq (Hz)</th> <th>dBm</th> <th>ΔLimit(dB)</th> <th>Freq (Hz)</th> </tr> </thead> <tbody> <tr> <td>0.0 Hz</td> <td>1.000 MHz</td> <td>15.00 kHz</td> <td>-44.18</td> <td>(-31.18)</td> <td>0.0</td> <td>-22.81</td> <td>(-8.81)</td> <td>610.5 k</td> </tr> <tr> <td>1.000 MHz</td> <td>5.000 MHz</td> <td>51.00 kHz</td> <td>-51.30</td> <td>(-38.30)</td> <td>-2.548 M</td> <td>-46.23</td> <td>(-33.23)</td> <td>1.550 M</td> </tr> <tr> <td>3.515 MHz</td> <td>4.000 MHz</td> <td>30.00 kHz</td> <td>---</td> <td>(---)</td> <td>---</td> <td>---</td> <td>(---)</td> <td>---</td> </tr> <tr> <td>4.000 MHz</td> <td>8.000 MHz</td> <td>1.000 MHz</td> <td>---</td> <td>(---)</td> <td>---</td> <td>---</td> <td>(---)</td> <td>---</td> </tr> <tr> <td>8.000 MHz</td> <td>12.50 MHz</td> <td>1.000 MHz</td> <td>---</td> <td>(---)</td> <td>---</td> <td>---</td> <td>(---)</td> <td>---</td> </tr> <tr> <td>12.50 MHz</td> <td>15.00 MHz</td> <td>1.000 MHz</td> <td>---</td> <td>(---)</td> <td>---</td> <td>---</td> <td>(---)</td> <td>---</td> </tr> </tbody> </table>	Start Freq	Stop Freq	Integ BW	dBm	ΔLimit(dB)	Freq (Hz)	dBm	ΔLimit(dB)	Freq (Hz)	0.0 Hz	1.000 MHz	15.00 kHz	-44.18	(-31.18)	0.0	-22.81	(-8.81)	610.5 k	1.000 MHz	5.000 MHz	51.00 kHz	-51.30	(-38.30)	-2.548 M	-46.23	(-33.23)	1.550 M	3.515 MHz	4.000 MHz	30.00 kHz	---	(---)	---	---	(---)	---	4.000 MHz	8.000 MHz	1.000 MHz	---	(---)	---	---	(---)	---	8.000 MHz	12.50 MHz	1.000 MHz	---	(---)	---	---	(---)	---	12.50 MHz	15.00 MHz	1.000 MHz	---	(---)	---	---	(---)	---	
Start Freq	Stop Freq	Integ BW	dBm	ΔLimit(dB)	Freq (Hz)	dBm	ΔLimit(dB)	Freq (Hz)																																																								
0.0 Hz	1.000 MHz	15.00 kHz	-44.18	(-31.18)	0.0	-22.81	(-8.81)	610.5 k																																																								
1.000 MHz	5.000 MHz	51.00 kHz	-51.30	(-38.30)	-2.548 M	-46.23	(-33.23)	1.550 M																																																								
3.515 MHz	4.000 MHz	30.00 kHz	---	(---)	---	---	(---)	---																																																								
4.000 MHz	8.000 MHz	1.000 MHz	---	(---)	---	---	(---)	---																																																								
8.000 MHz	12.50 MHz	1.000 MHz	---	(---)	---	---	(---)	---																																																								
12.50 MHz	15.00 MHz	1.000 MHz	---	(---)	---	---	(---)	---																																																								

### 1.4MHz Channel Bandwidth – 1RB

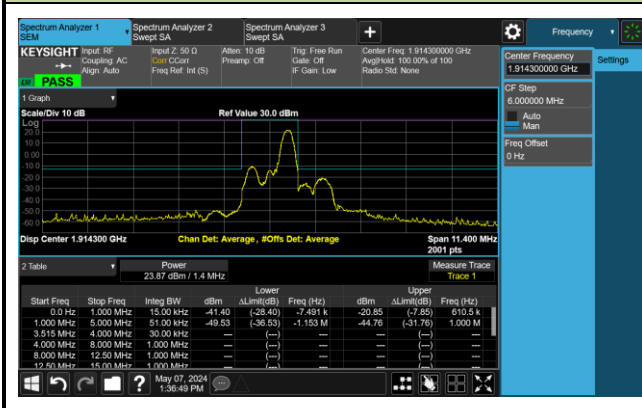
#### High Channel 1RB\_Low



#### High Channel 1RB\_Low - Extended



#### High Channel 1RB\_High

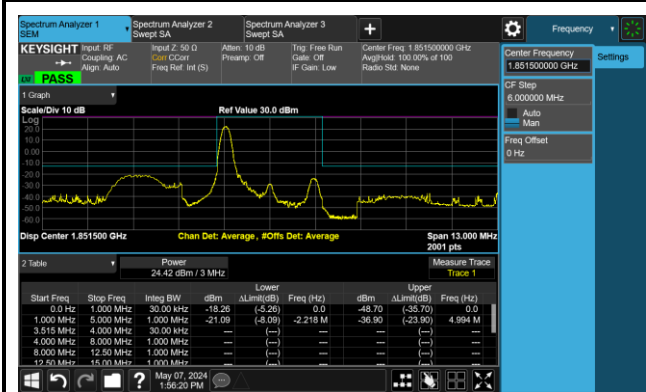


#### High Channel 1RB\_High - Extended

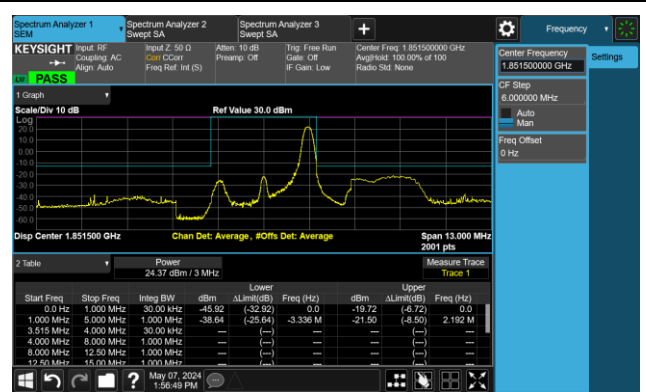


### 3MHz Channel Bandwidth – 1RB

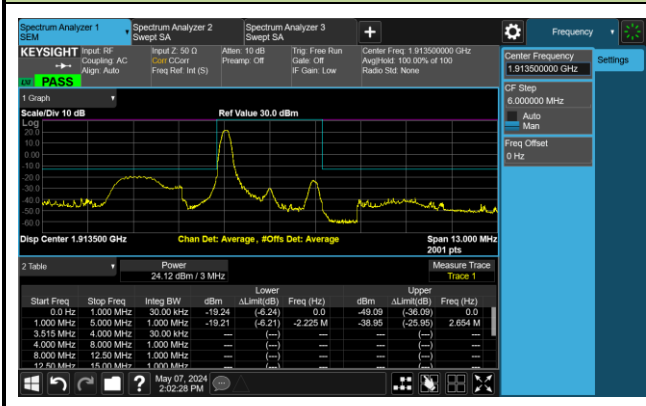
#### Low Channel 1RB\_Low



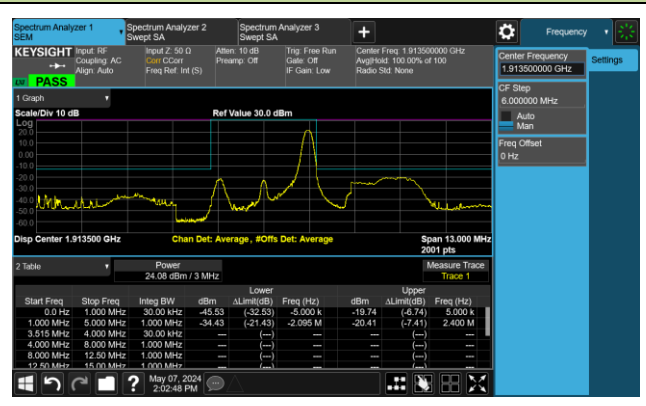
#### Low Channel 1RB\_High



#### High Channel 1RB\_Low



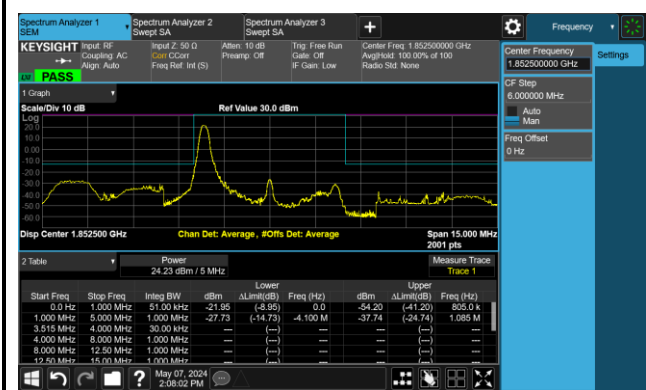
#### High Channel 1RB\_High



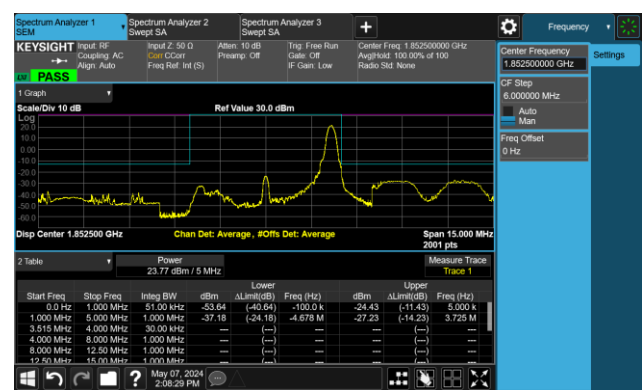


### 5MHz Channel Bandwidth – 1RB

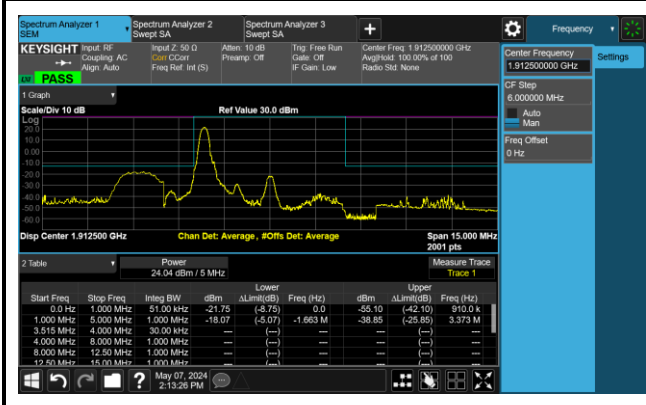
#### Low Channel 1RB\_Low



#### Low Channel 1RB\_High



#### High Channel 1RB\_Low



#### High Channel 1RB\_High

