

Antenna Data Sheet

Uant P/N:

NPANT005

REV: A

	MANUFACTURER SIGNATURE	CUSTOMER SIGNATURE
CHECKED BY:	Mark	
APPROVED BY:	Changxing. Liu	
DATE:	2024/04/09	

Modification History

Version	Content Revision	Issued by	Date
A	Original version	Mark	2024-04-09



Content

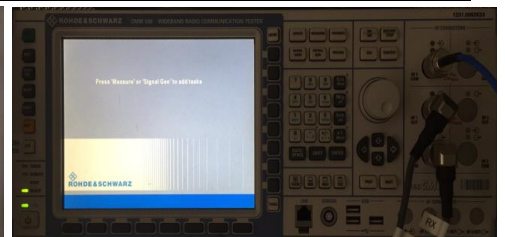
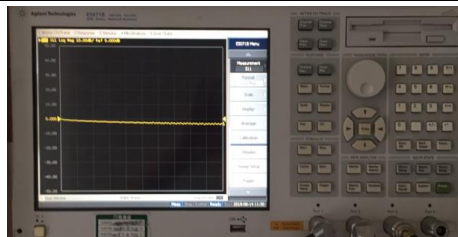

<i>Item</i>	<i>Description</i>
1.-----	Electrical Specification
2.-----	Test Items and Equipment
3.-----	S Parameter
4.-----	Efficiency and Gain
5.-----	Radiation Pattern
6.-----	Mechanical Specification

1. Electrical Specification:

Characteristics	Specifications	Unit
Outline Dimensions	163.5x61.5x1,L200	mm
Antenna Type	PIFA	
Frequency	617-699/1710-2200	MHz
Impedance	50	Ω
VSWR	≤ 3.2	
Polarization	Linear Polarization	
Peak Gain	> -0.2	dBi
Efficiency	>48.95	%
Connector Type	IPEX MHF 4L	
Operating temperature	-40 $^{\circ}$ C~+85 $^{\circ}$ C	
Storage Temp	-40 $^{\circ}$ C~+85 $^{\circ}$ C	

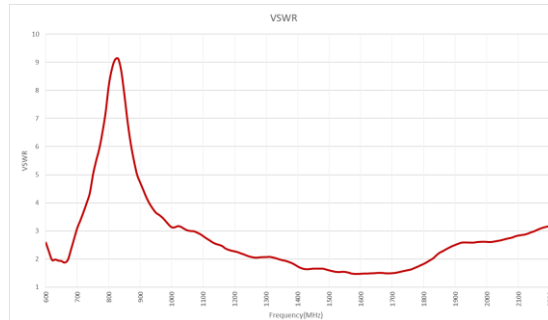
2. Test Items and Equipment

	Test items	Test equipment
S Parameter	1.Return Loss 2.VSWR	Network analyzer (Agilent E5071B)
The whole machine of Passive parameters	1.Frequency 2.Gain 3.Radiation Pattern	1.3D microwave chamber (5m*5m*5m) 2.Network analyzer (Agilent E5071B)
The whole machine of Active parameters	1.TRP 2.TIS	1.3D microwave chamber (5m*5m*5m) 2.Comprehensive test instrument (CMW500)



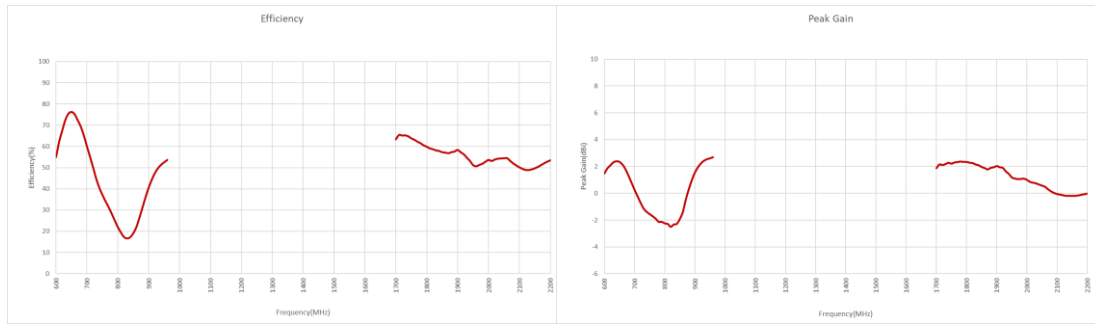
3. S Parameter

Frequency (MHz)	Max VSWR
663-698	3.1
1710-1780	1.7



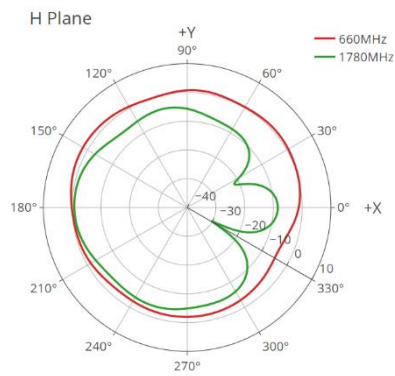
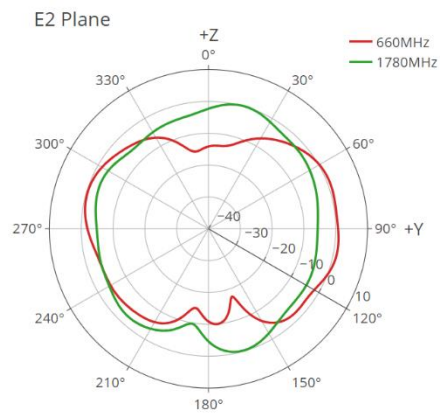
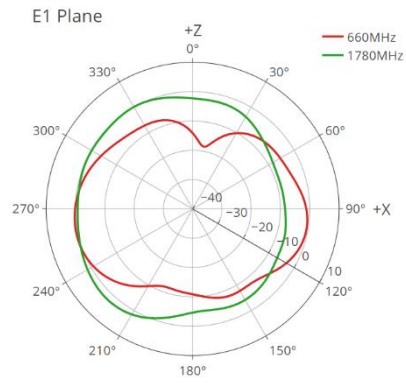
4. Efficiency and Gain

Frequency (MHz)	663-698	1710-1780
AVG Efficiency (%)	68.4	64.0
Max Peak Gain (dBi)	2.14	2.36



5. Radiation Pattern

Antenna 2D Radiation Pattern



6. Mechanical Specification:

