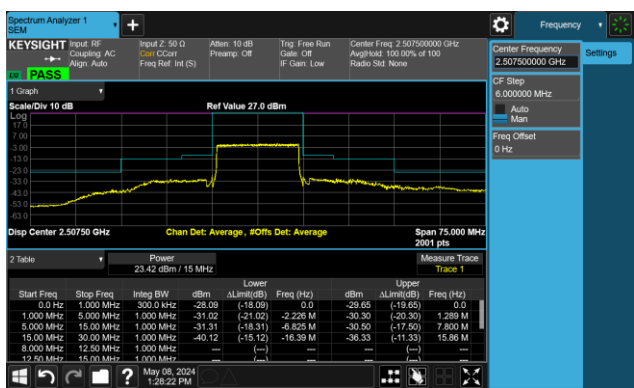
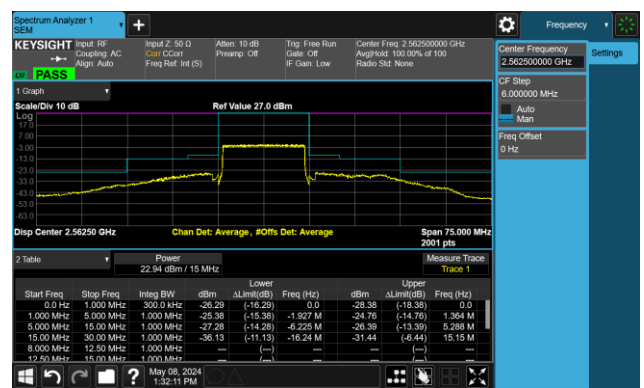


15MHz Channel Bandwidth – Full RB

Low Channel

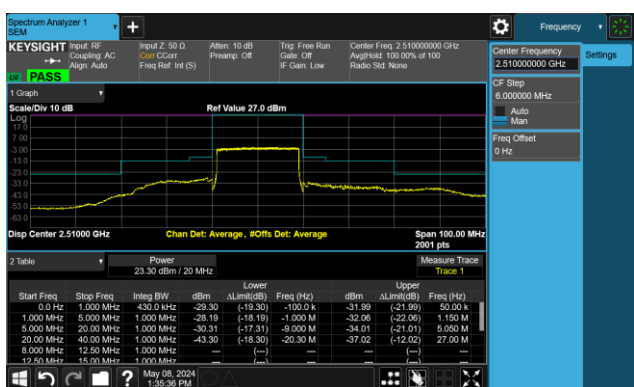


Middle Channel

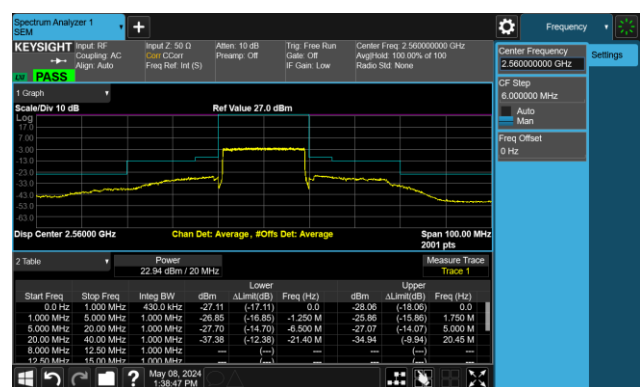


20MHz Channel Bandwidth – Full RB

Low Channel



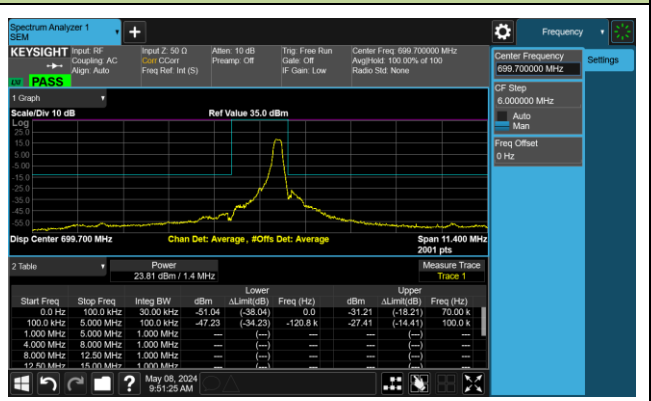
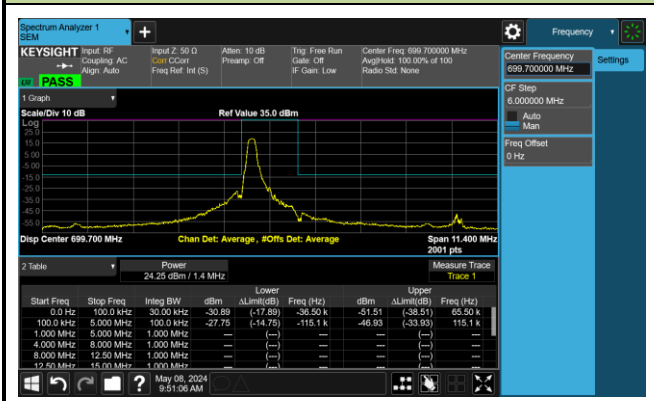
Middle Channel



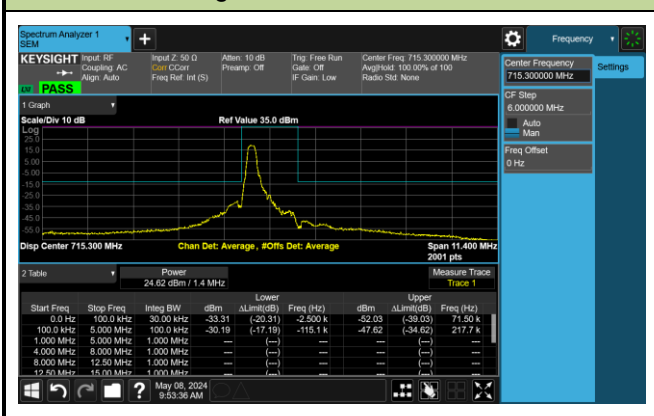
Test Site	SIP-SR1	Test Engineer	Yoniter Yang
Test Date	2024-05-08	Test Band	Band 12

1.4MHz Channel Bandwidth – 1RB

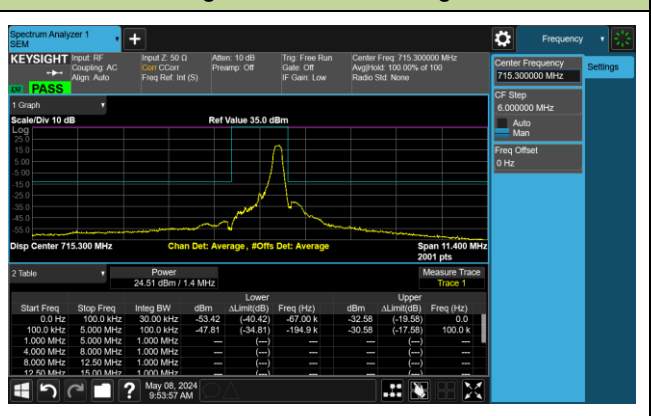
Low Channel 1RB_Low Low Channel 1RB_High



High Channel 1RB_Low

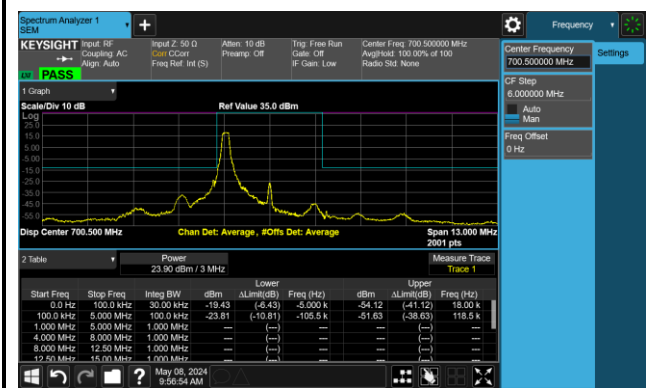


High Channel 1RB_High

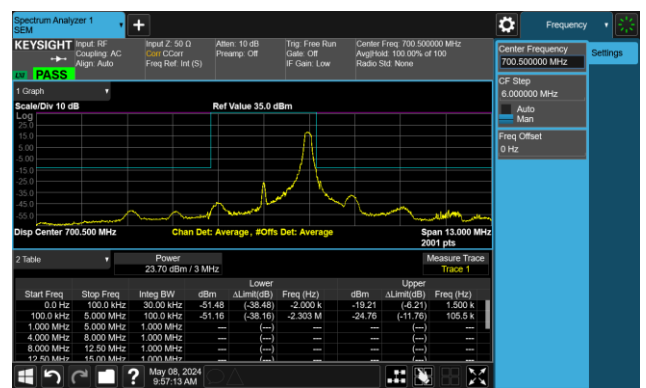


3MHz Channel Bandwidth – 1RB

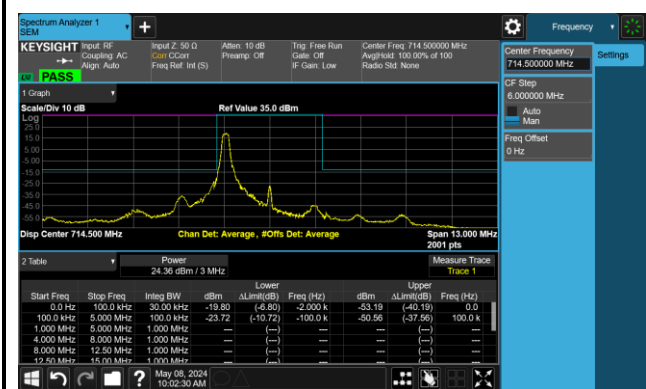
Low Channel 1RB_Low



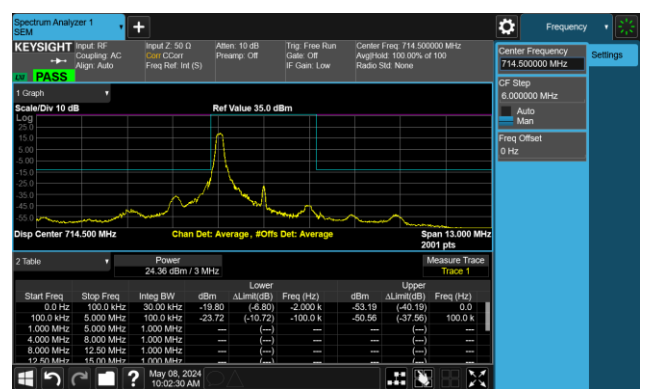
Low Channel 1RB_High



High Channel 1RB_Low

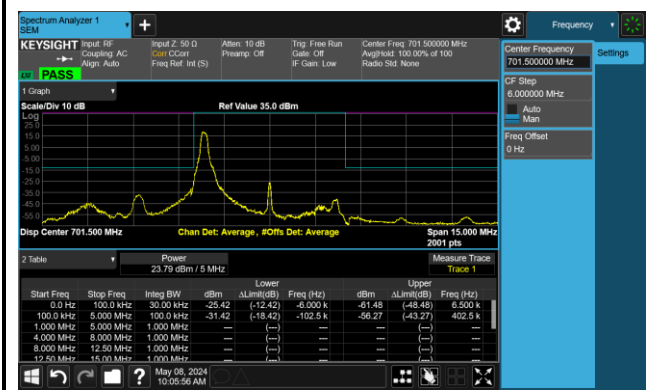


High Channel 1RB_High

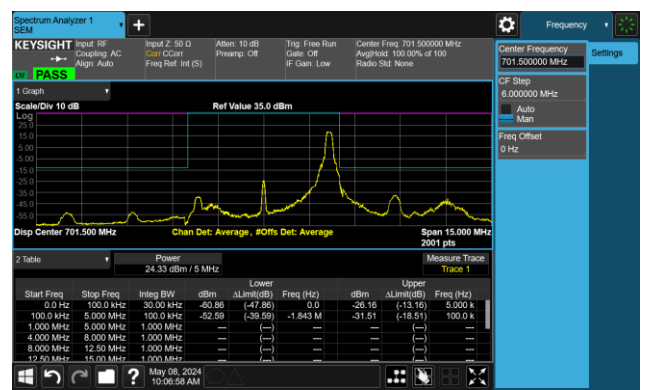


5MHz Channel Bandwidth – 1RB

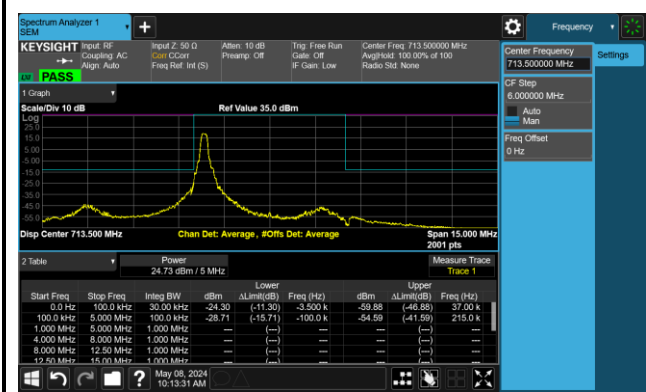
Low Channel 1RB_Low



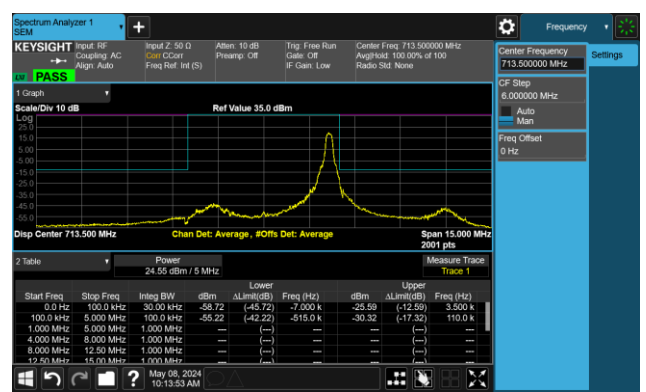
Low Channel 1RB_High



High Channel 1RB_Low

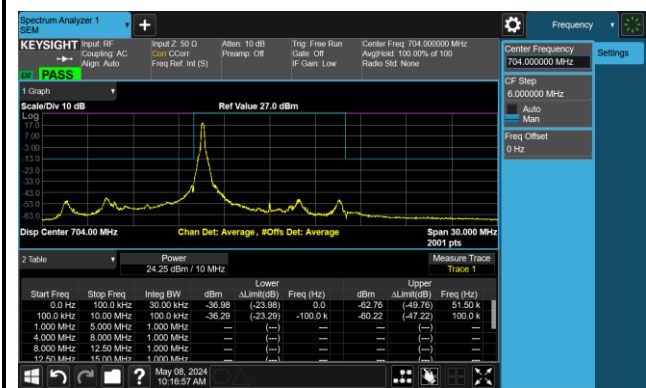


High Channel 1RB_High

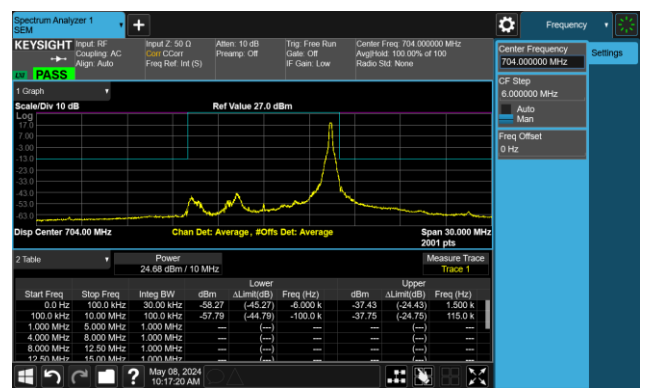


10MHz Channel Bandwidth – 1RB

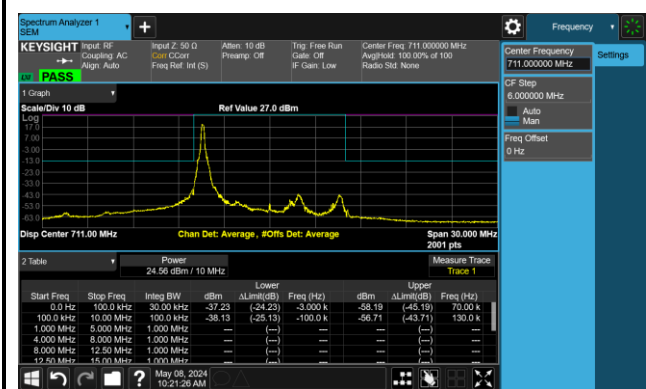
Low Channel 1RB_Low



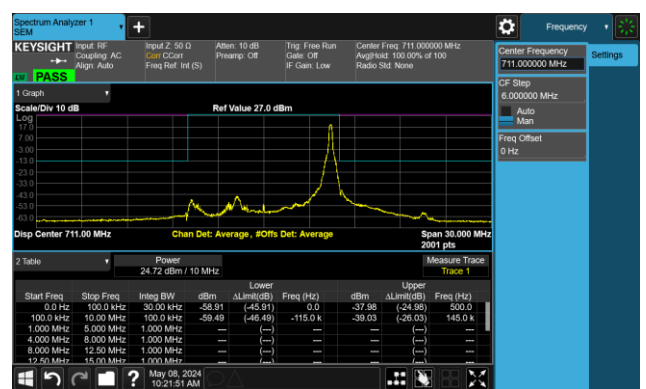
Low Channel 1RB_High



High Channel 1RB_Low

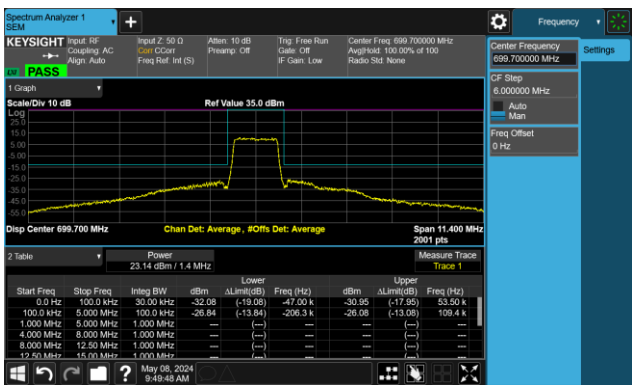


High Channel 1RB_High

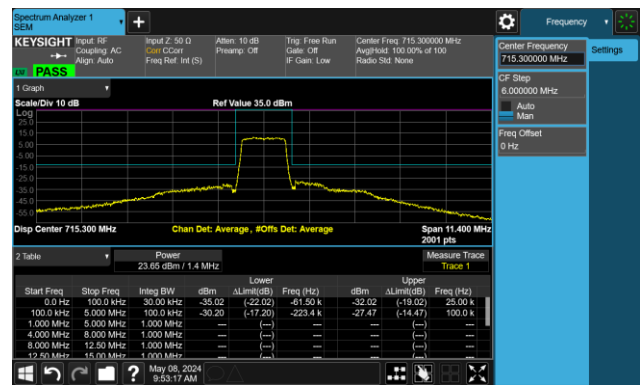


1.4MHz Channel Bandwidth – Full RB

Low Channel

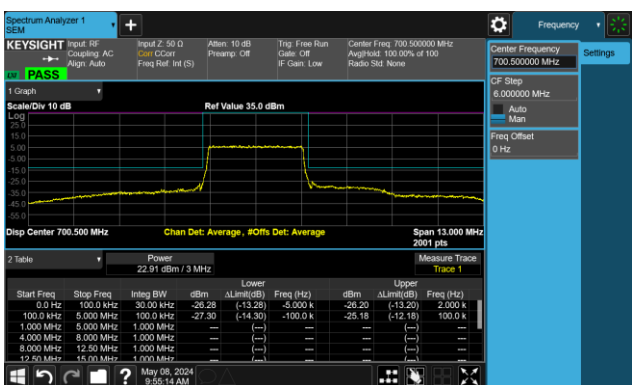


High Channel

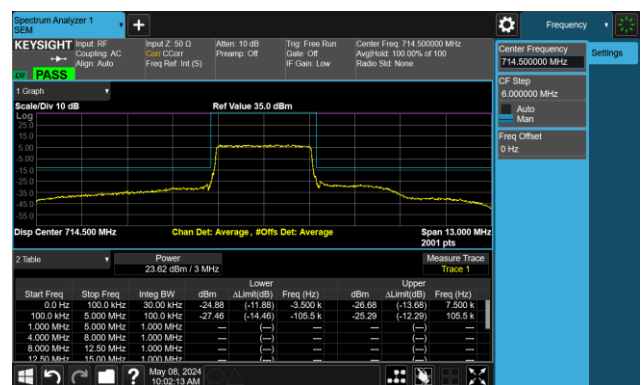


3MHz Channel Bandwidth – Full RB

Low Channel



High Channel



5MHz Channel Bandwidth – Full RB

Low Channel

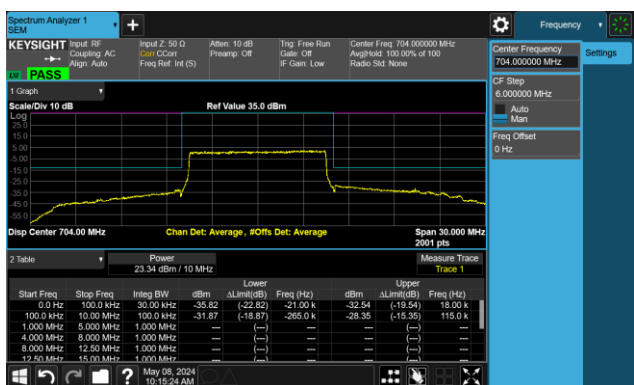


High Channel



10MHz Channel Bandwidth – Full RB

Low Channel



High Channel



Test Site	SIP-SR1	Test Engineer	Yoniter Yang
Test Date	2024-05-08	Test Band	Band 13

5MHz Channel Bandwidth – 1RB

Low Channel 1RB_Low

Spur	Range	Start Freq	Stop Freq	RBW	Frequency	Amplitude	ΔLimit
1	1	763.00 MHz	775.00 MHz	6.800 kHz	774.957823 MHz	-77.49 dBm	-42.49 dB
2	2	775.00 MHz	776.90 MHz	100.0 kHz	776.9000000 MHz	-33.20 dBm	-50.20 dB
3	3	776.90 MHz	777.00 MHz	30.00 kHz	776.9800000 MHz	-20.34 dBm	-16.34 dB
4	4	777.00 MHz	787.00 MHz	100.0 kHz	777.0000101 MHz	19.92 dBm	-10.08 dB
5	5	787.00 MHz	787.10 MHz	30.00 kHz	787.0800000 MHz	-29.23 dBm	-56.23 dB
6	6	787.10 MHz	793.00 MHz	100.0 kHz	787.4025944 MHz	-65.51 dBm	-52.51 dB
7	7	793.00 MHz	805.00 MHz	6.800 kHz	801.1156463 MHz	-79.41 dBm	-44.41 dB

Low Channel 1RB_High

Spur	Range	Start Freq	Stop Freq	RBW	Frequency	Amplitude	ΔLimit
1	1	763.00 MHz	776.00 MHz	6.800 kHz	771.9149690 MHz	-78.84 dBm	-43.84 dB
2	2	776.00 MHz	776.90 MHz	100.0 kHz	776.9000000 MHz	-30.41 dBm	-47.41 dB
3	3	776.90 MHz	777.00 MHz	30.00 kHz	776.9900000 MHz	-43.09 dBm	-50.09 dB
4	4	777.00 MHz	787.00 MHz	100.0 kHz	781.6211158 MHz	20.10 dBm	-9.90 dB
5	5	787.00 MHz	787.10 MHz	30.00 kHz	787.0010000 MHz	-45.53 dBm	-52.53 dB
6	6	787.10 MHz	793.00 MHz	100.0 kHz	787.3521368 MHz	-61.92 dBm	-48.92 dB
7	7	793.00 MHz	805.00 MHz	6.800 kHz	797.8265305 MHz	-79.31 dBm	-44.31 dB

High Channel 1RB_Low

Spur	Range	Start Freq	Stop Freq	RBW	Frequency	Amplitude	ΔLimit
1	1	763.00 MHz	775.00 MHz	6.800 kHz	773.9455792 MHz	-39.00 dBm	-44.02 dB
2	2	775.00 MHz	776.90 MHz	100.0 kHz	776.8240000 MHz	-43.16 dBm	-50.16 dB
3	3	776.90 MHz	777.00 MHz	30.00 kHz	776.9380000 MHz	-47.12 dBm	-54.12 dB
4	4	777.00 MHz	787.00 MHz	100.0 kHz	782.3819544 MHz	20.07 dBm	-9.93 dB
5	5	787.00 MHz	787.10 MHz	30.00 kHz	787.0010000 MHz	-41.33 dBm	-48.33 dB
6	6	787.10 MHz	793.00 MHz	100.0 kHz	787.1000000 MHz	-59.01 dBm	-46.01 dB
7	7	793.00 MHz	805.00 MHz	6.800 kHz	793.1122449 MHz	-78.84 dBm	-43.84 dB

High Channel 1RB_High

Spur	Range	Start Freq	Stop Freq	RBW	Frequency	Amplitude	ΔLimit
1	1	763.00 MHz	775.00 MHz	6.800 kHz	770.7552911 MHz	-79.18 dBm	-44.18 dB
2	2	775.00 MHz	776.90 MHz	100.0 kHz	776.6720000 MHz	-66.99 dBm	-53.99 dB
3	3	776.90 MHz	777.00 MHz	30.00 kHz	776.9440000 MHz	-71.92 dBm	-58.92 dB
4	4	777.00 MHz	787.00 MHz	100.0 kHz	786.6519158 MHz	20.70 dBm	-9.30 dB
5	5	787.00 MHz	787.10 MHz	30.00 kHz	787.0040000 MHz	-28.76 dBm	-15.76 dB
6	6	787.10 MHz	793.00 MHz	100.0 kHz	787.1000000 MHz	-36.13 dBm	-22.13 dB
7	7	793.00 MHz	805.00 MHz	6.800 kHz	796.7142024 MHz	-73.05 dBm	-43.05 dB

10z Channel Bandwidth – 1RB

Middle Channel 1RB_Low

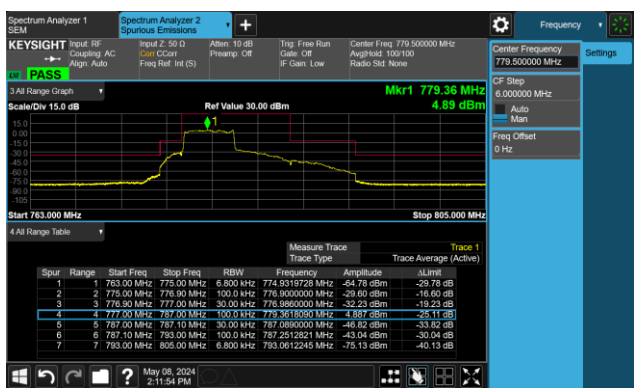
Spur	Range	Start Freq	Stop Freq	RBW	Frequency	Amplitude	ΔLimit
1	1	763.00 MHz	775.00 MHz	6.800 kHz	774.9659886 MHz	-77.38 dBm	-42.38 dB
2	2	775.00 MHz	776.90 MHz	100.0 kHz	776.9000000 MHz	-41.87 dBm	-50.87 dB
3	3	776.90 MHz	777.00 MHz	30.00 kHz	776.9940000 MHz	-41.66 dBm	-50.66 dB
4	4	777.00 MHz	787.00 MHz	100.0 kHz	777.6000181 MHz	20.44 dBm	-9.56 dB
5	5	787.00 MHz	787.10 MHz	30.00 kHz	787.0050000 MHz	-43.41 dBm	-50.41 dB
6	6	787.10 MHz	793.00 MHz	100.0 kHz	787.1000000 MHz	-63.80 dBm	-50.80 dB
7	7	793.00 MHz	805.00 MHz	6.800 kHz	794.2380952 MHz	-79.41 dBm	-44.41 dB

Middle Channel 1RB_High

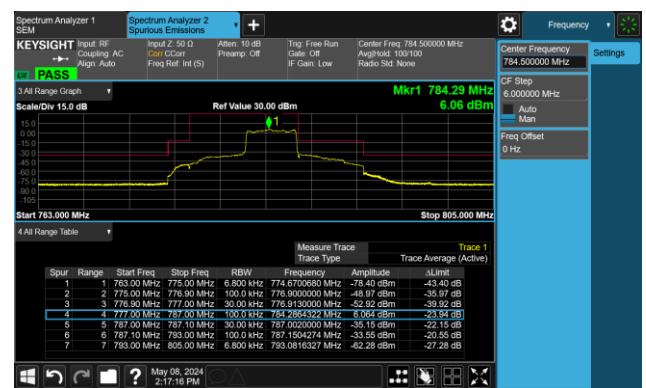
Spur	Range	Start Freq	Stop Freq	RBW	Frequency	Amplitude	ΔLimit
1	1	763.00 MHz	775.00 MHz	6.800 kHz	774.0544218 MHz	-79.31 dBm	-44.31 dB
2	2	775.00 MHz	776.90 MHz	100.0 kHz	776.8810000 MHz	-40.31 dBm	-51.31 dB
3	3	776.90 MHz	777.00 MHz	30.00 kHz	777.0000000 MHz	-44.84 dBm	-51.84 dB
4	4	777.00 MHz	787.00 MHz	100.0 kHz	786.3989819 MHz	20.66 dBm	-9.34 dB
5	5	787.00 MHz	787.10 MHz	30.00 kHz	787.0000000 MHz	-41.61 dBm	-50.61 dB
6	6	787.10 MHz	793.00 MHz	100.0 kHz	787.1000000 MHz	-43.80 dBm	-50.80 dB
7	7	793.00 MHz	805.00 MHz	6.800 kHz	793.0510204 MHz	-78.26 dBm	-43.26 dB

5MHz Channel Bandwidth – Full RB

Low Channel

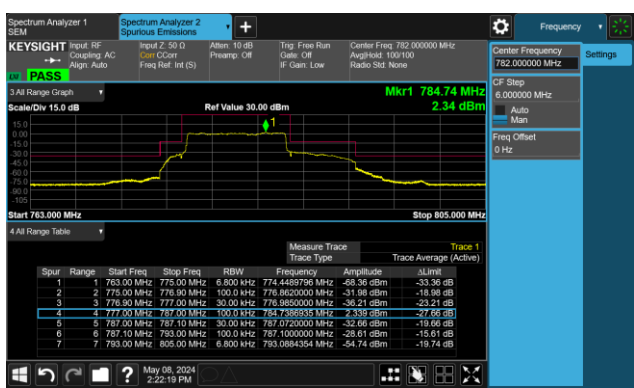


High Channel

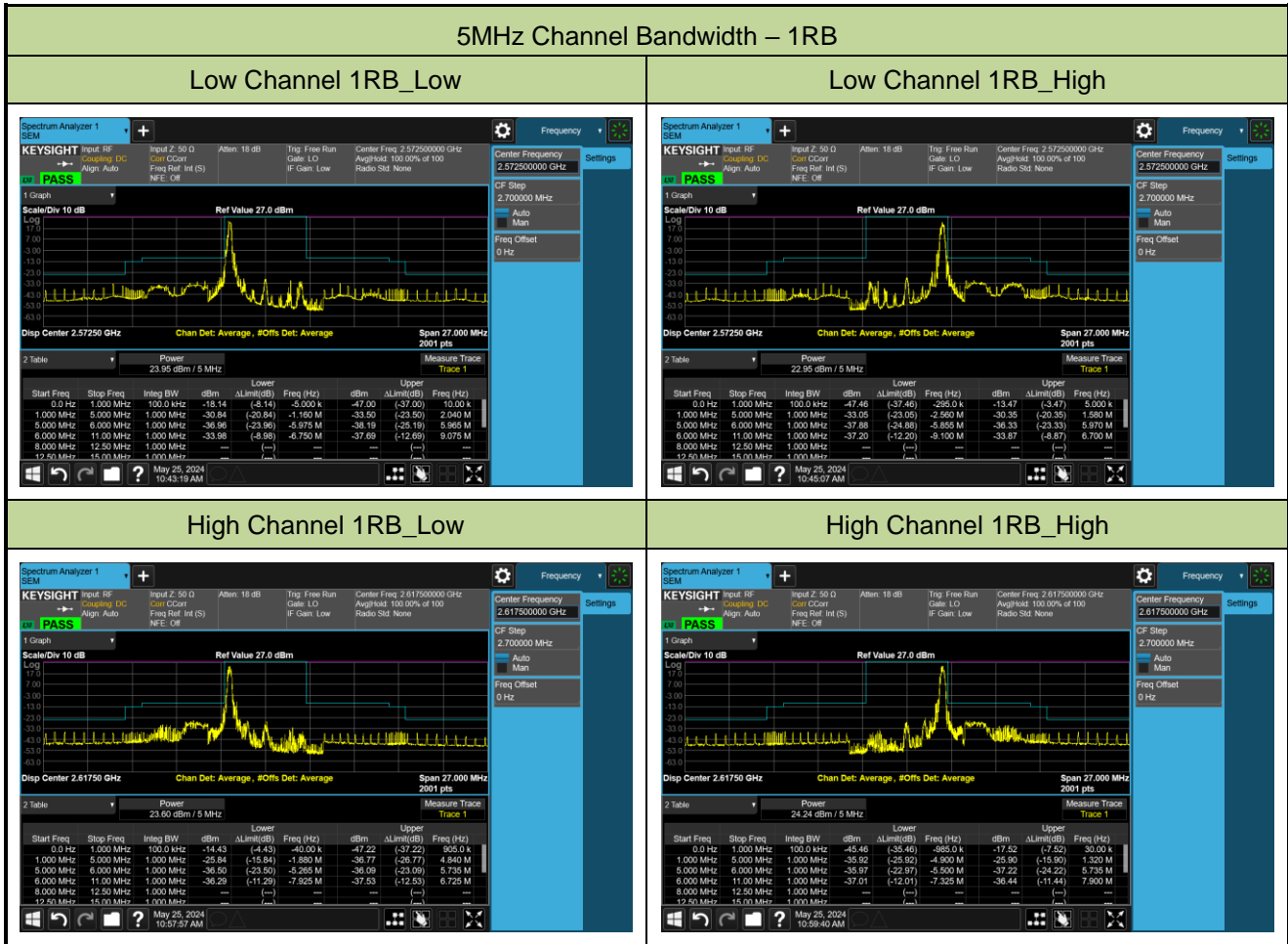


10MHz Channel Bandwidth – Full RB

Middle Channel

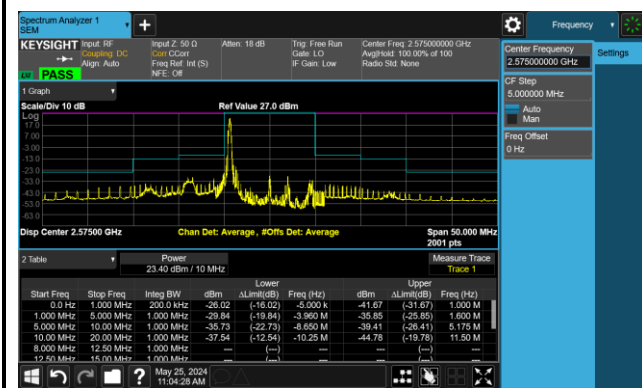


Test Site	SIP-SR1	Test Engineer	Yoniter Yang
Test Date	2024-05-25	Test Band	Band 38

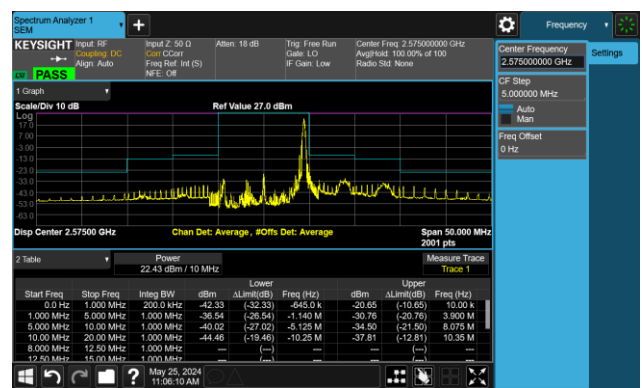


10MHz Channel Bandwidth – 1RB

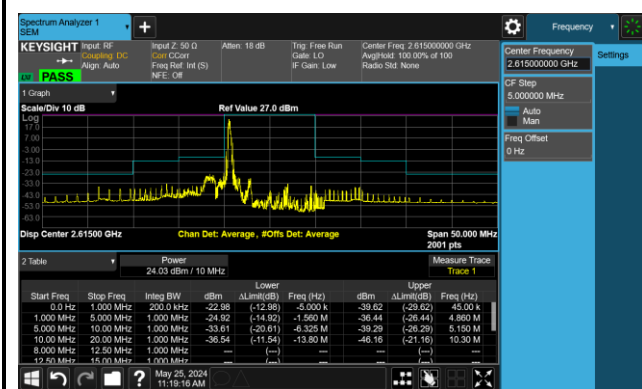
Low Channel 1RB_Low



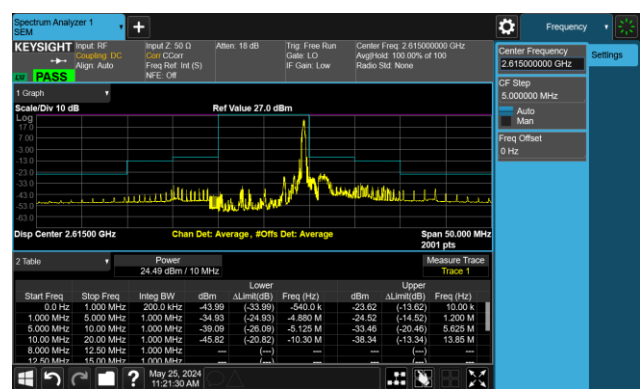
Low Channel 1RB_High



High Channel 1RB_Low

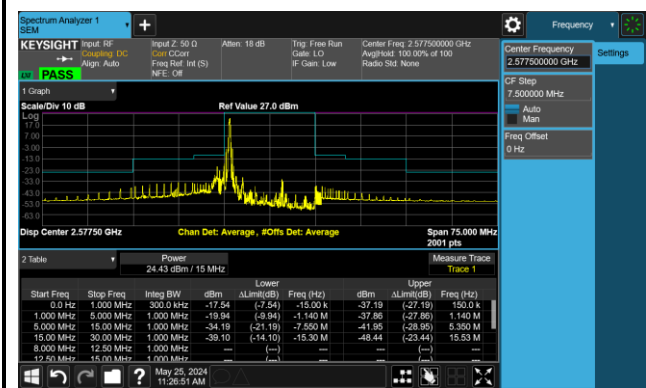


High Channel 1RB_High

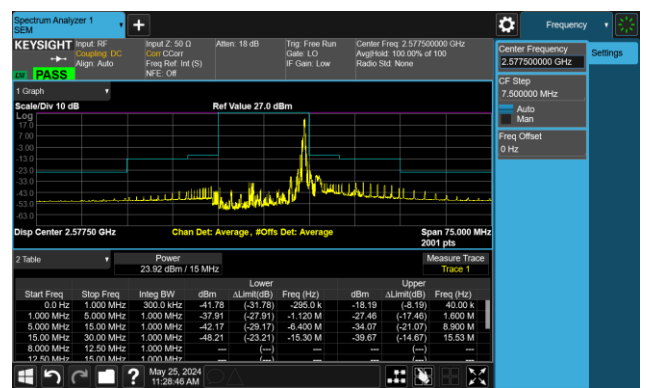


15MHz Channel Bandwidth – 1RB

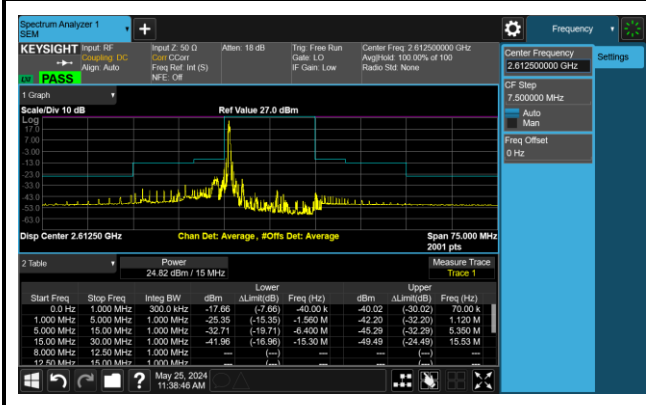
Low Channel 1RB_Low



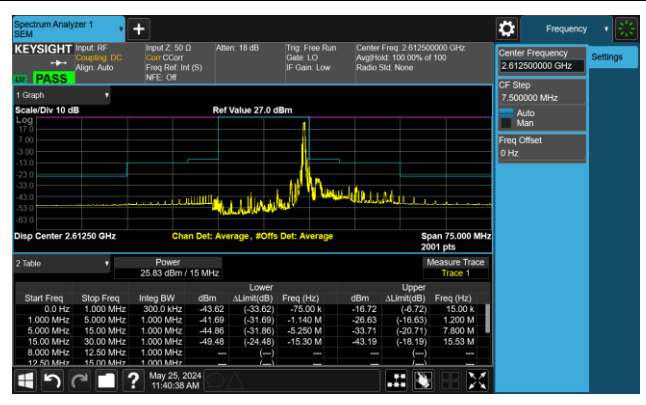
Low Channel 1RB_High



High Channel 1RB_Low

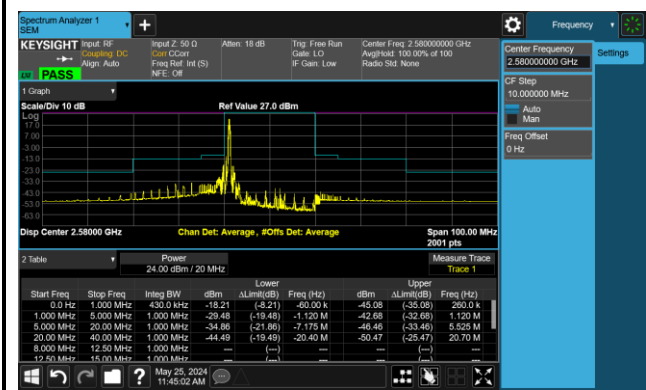


High Channel 1RB_High

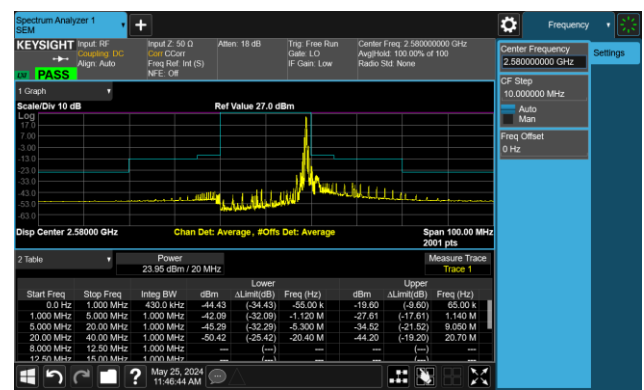


20MHz Channel Bandwidth – 1RB

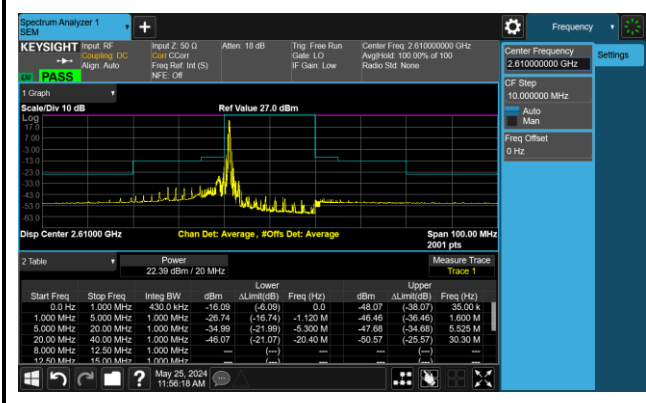
Low Channel 1RB_Low



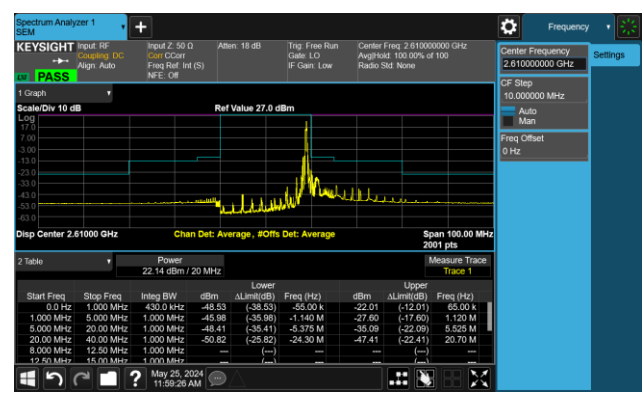
Low Channel 1RB_High



High Channel 1RB_Low

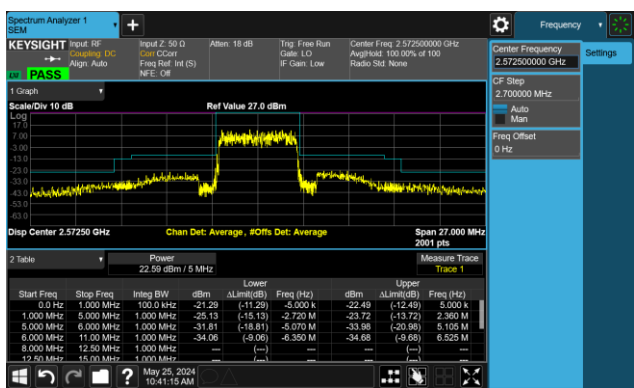


High Channel 1RB_High

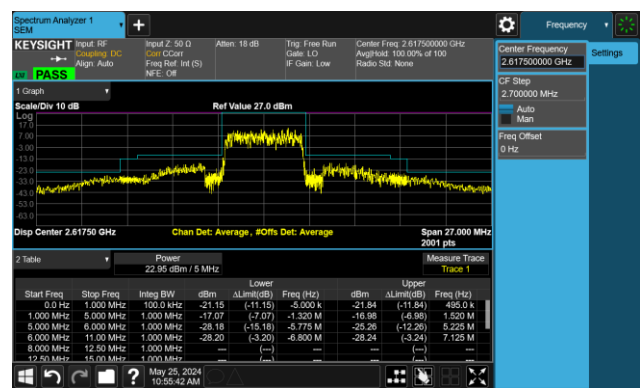


5MHz Channel Bandwidth – Full RB

Low Channel

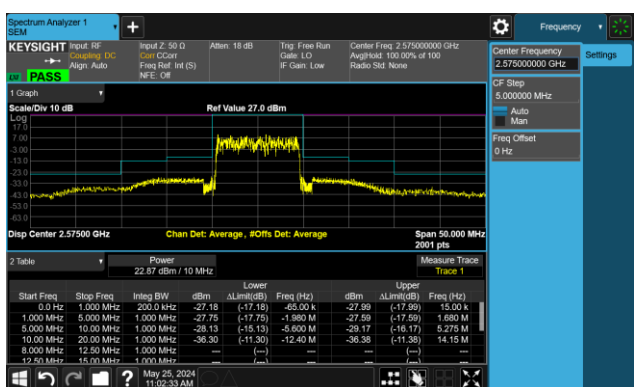


High Channel

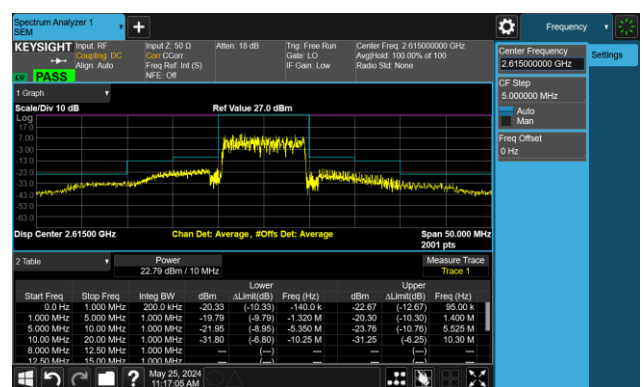


10MHz Channel Bandwidth – Full RB

Low Channel

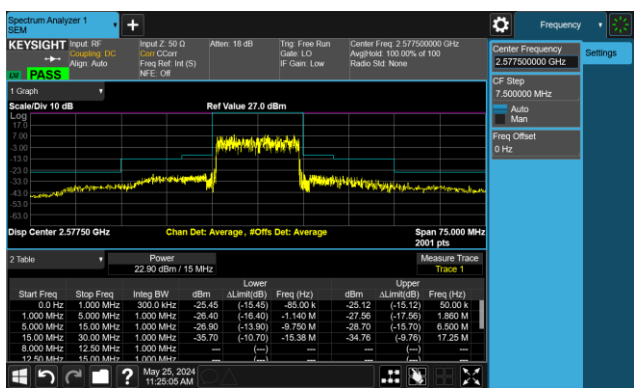


High Channel

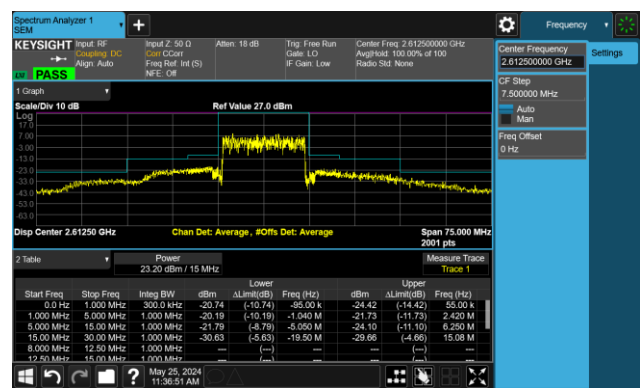


15MHz Channel Bandwidth – Full RB

Low Channel

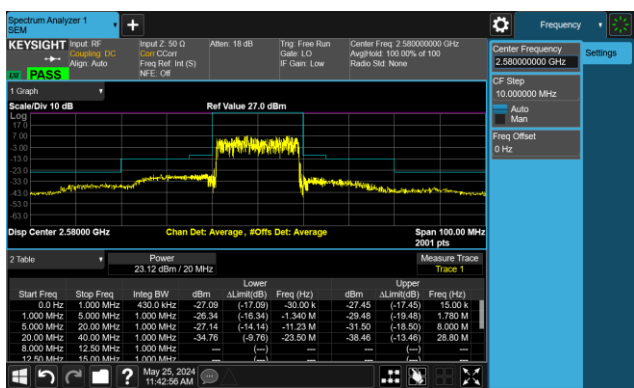


High Channel

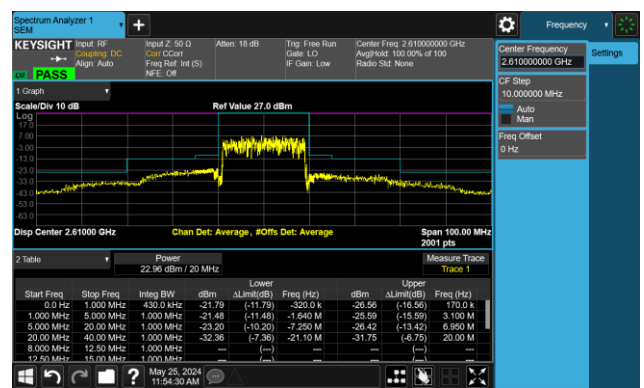


20MHz Channel Bandwidth – Full RB

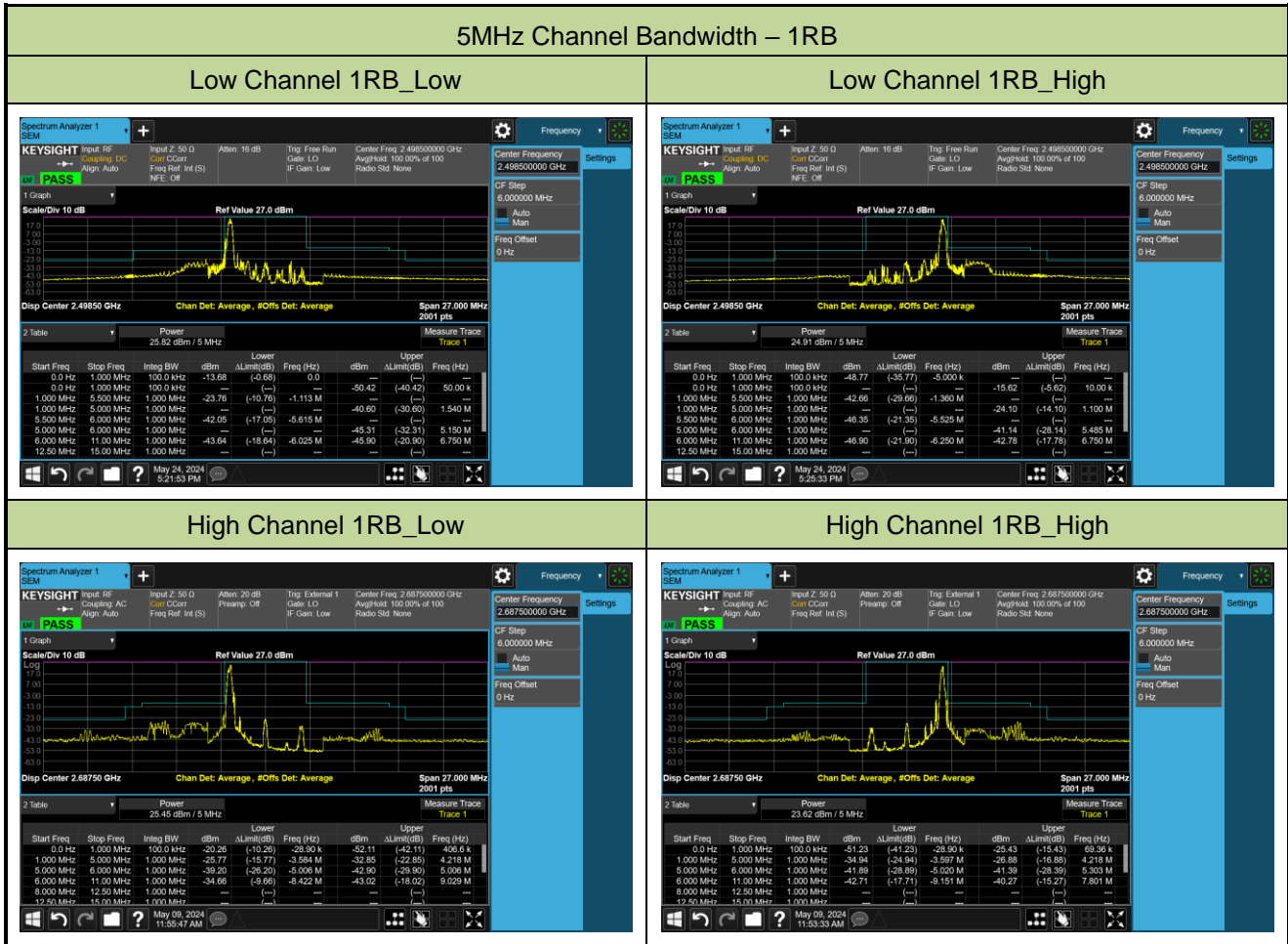
Low Channel



High Channel

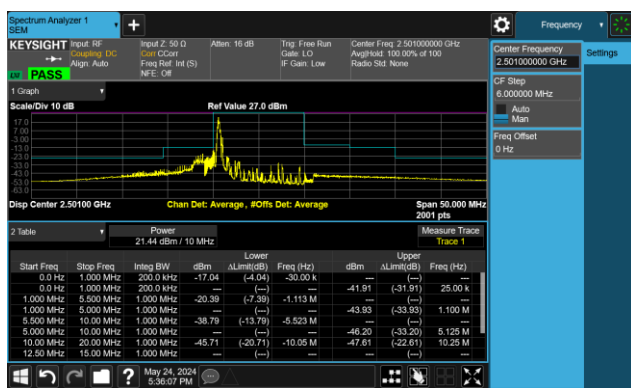


Test Site	SIP-SR1	Test Engineer	Yoniter Yang
Test Date	2024-05-09 ~ 2024-05-24	Test Band	Band 41_HPUE

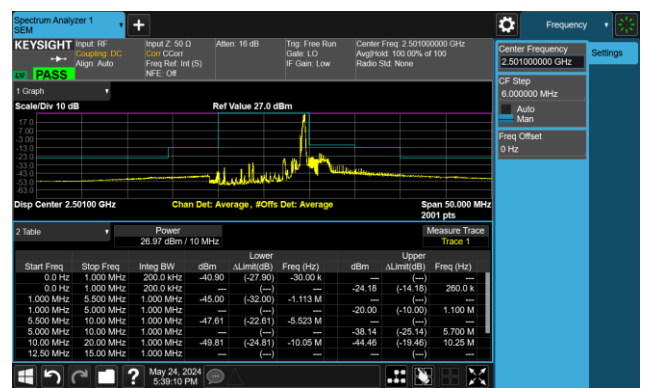


10MHz Channel Bandwidth – 1RB

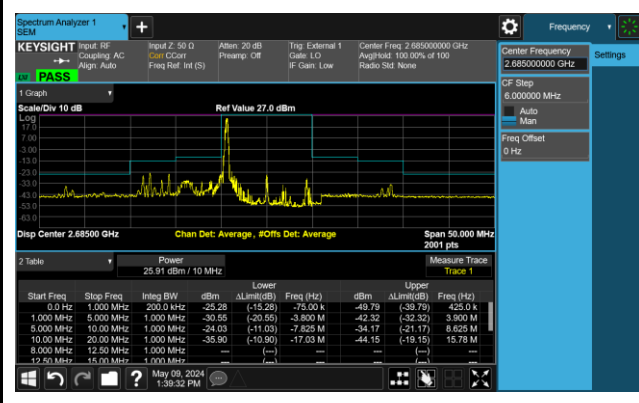
Low Channel 1RB_Low



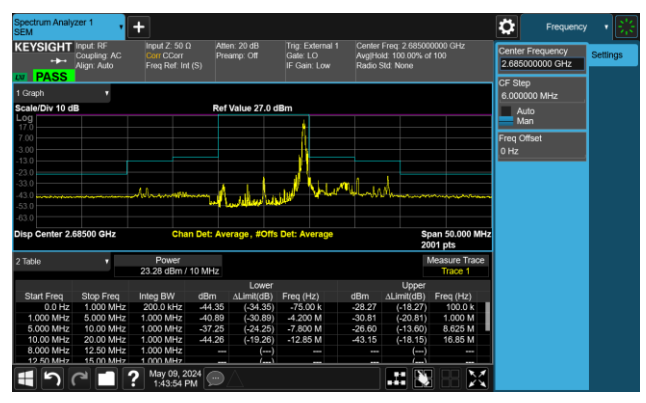
Low Channel 1RB_High



High Channel 1RB_Low

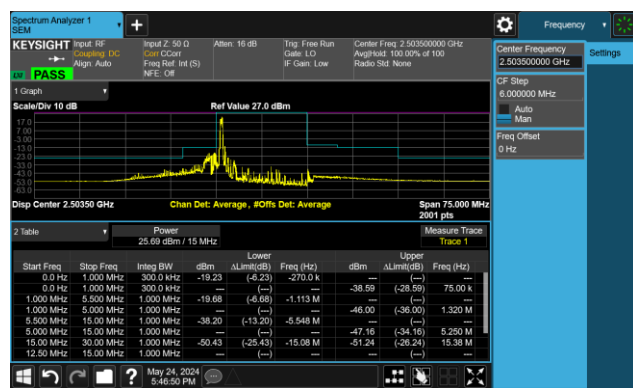


High Channel 1RB_High

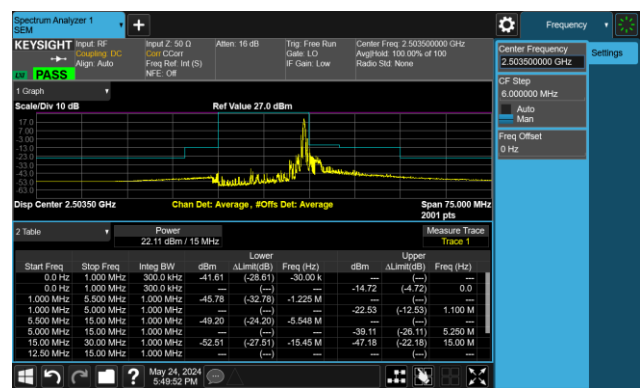


15MHz Channel Bandwidth – 1RB

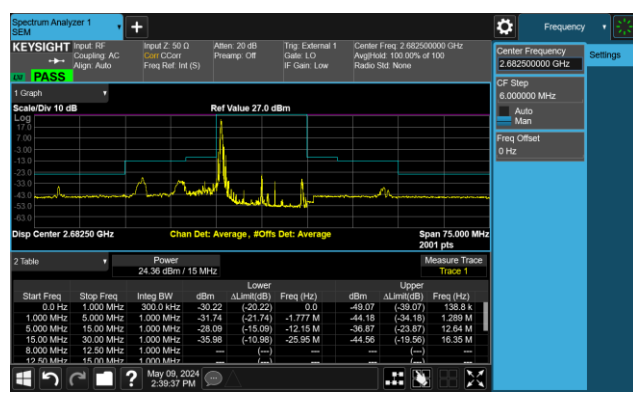
Low Channel 1RB_Low



Low Channel 1RB_High



High Channel 1RB_Low



High Channel 1RB_High

