Appendix A. Test Result of Radiated Emission

Site :HY-CB03
Condition :3m HORIZONTAL
Mode :TX_2405MHz
Test BY :Bob

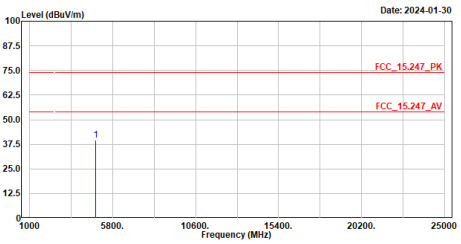

No.	Frequency	Level	Limit Line	Over Limit	Read Level	Factor	Remark
	MHz	dBuV/m	dBuV/m	dB	dBuV	dB/m	
1	4810.000	39.79	74.00	-34.21	53.86	-14.07	Peak

Note:
1. Level = Read Level + Factor
2. Factor = Antenna Factor + Cable Loss - Preamp Factor
3. Over Limit = Level - Limit Line
4. The emission levels of other frequencies are very lower than the limit and not show in test report.

Site :HY-CB03
Condition :3m VERTICAL
Mode :TX_2405MHz
Test BY :Bob

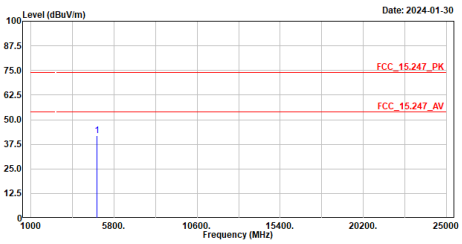

No.	Frequency	Level	Limit Line	Over Limit	Read Level	Factor	Remark
	MHz	dBuV/m	dBuV/m	dB	dBuV	dB/m	
1	4810.000	41.95	74.00	-32.05	56.02	-14.07	Peak

Note:
1. Level = Read Level + Factor
2. Factor = Antenna Factor + Cable Loss - Preamp Factor
3. Over Limit = Level - Limit Line
4. The emission levels of other frequencies are very lower than the limit and not show in test report.

Site :HY-CB03
Condition :3m HORIZONTAL
Mode :TX_2440MHz
Test BY :Bob

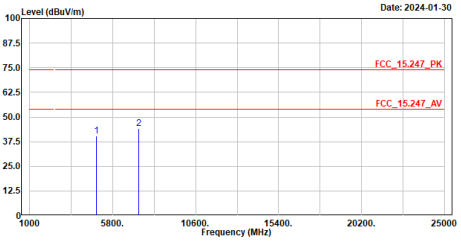

No.	Frequency	Level	Limit Line	Over Limit	Read Level	Factor	Remark
	MHz	dBuV/m	dBuV/m	dB	dBuV	dB/m	
1	4880.000	40.29	74.00	-33.71	53.95	-13.66	Peak
2	7320.000	44.07	74.00	-29.93	50.48	-6.41	Peak

Note:
1. Level = Read Level + Factor
2. Factor = Antenna Factor + Cable Loss - Preamp Factor
3. Over Limit = Level - Limit Line
4. The emission levels of other frequencies are very lower than the limit and not show in test report.

Site :HY-CB03
Condition :3m VERTICAL
Mode :TX_2440MHz
Test BY :Bob

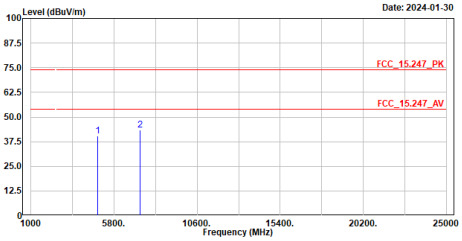

No.	Frequency	Level	Limit Line	Over Limit	Read Level	Factor	Remark
	MHz	dBuV/m	dBuV/m	dB	dBuV	dB/m	
1	4880.000	40.20	74.00	-33.80	53.86	-13.66	Peak
2	7320.000	43.35	74.00	-30.65	49.76	-6.41	Peak

Note:
1. Level = Read Level + Factor
2. Factor = Antenna Factor + Cable Loss - Preamp Factor
3. Over Limit = Level - Limit Line
4. The emission levels of other frequencies are very lower than the limit and not show in test report.

Site :HY-CB03
Condition :3m HORIZONTAL
Mode :TX_2480MHz
Test BY :Bob

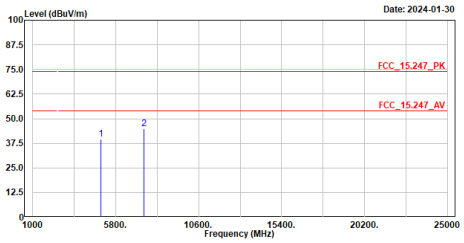

No.	Frequency	Level	Limit Line	Over Limit	Read Level	Factor	Remark
	MHz	dBuV/m	dBuV/m	dB	dBuV	dB/m	
1	4960.000	39.64	74.00	-34.36	52.79	-13.15	Peak
2	7440.000	44.86	74.00	-29.14	51.27	-6.41	Peak

Note:
1. Level = Read Level + Factor
2. Factor = Antenna Factor + Cable Loss - Preamp Factor
3. Over Limit = Level - Limit Line
4. The emission levels of other frequencies are very lower than the limit and not show in test report.

Site :HY-CB03
Condition :3m VERTICAL
Mode :TX_2480MHz
Test BY :Bob

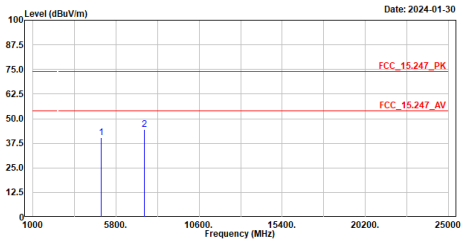

No.	Frequency	Level	Limit Line	Over Limit	Read Level	Factor	Remark
	MHz	dBuV/m	dBuV/m	dB	dBuV	dB/m	
1	4960.000	40.23	74.00	-33.77	53.38	-13.15	Peak
2	7440.000	44.35	74.00	-29.65	50.76	-6.41	Peak

Note:
1. Level = Read Level + Factor
2. Factor = Antenna Factor + Cable Loss - Preamp Factor
3. Over Limit = Level - Limit Line
4. The emission levels of other frequencies are very lower than the limit and not show in test report.