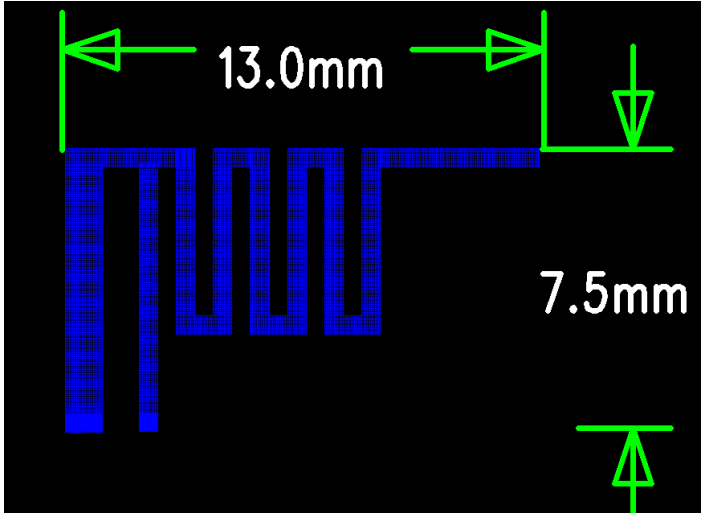

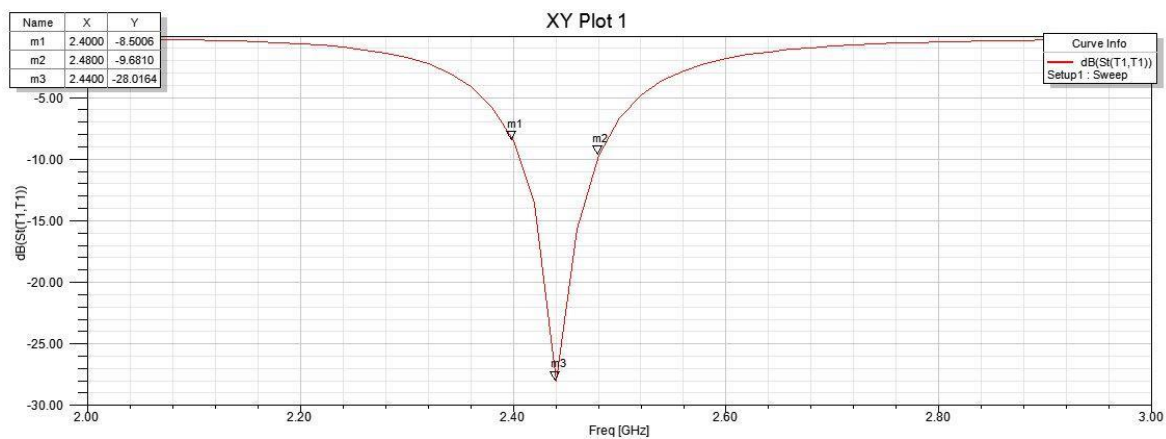


2.4 GHz PCB Antenna Specifications

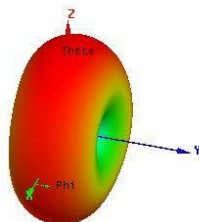

1. Summary

Item	Units	Value
Outline		 <p>The diagram shows a blue PCB antenna on a black background. The antenna has a total length of 13.0mm and a height of 7.5mm. It features a meandered structure with three vertical slots. Green dimension lines and arrows indicate the 13.0mm length and 7.5mm height. A small green arrow at the bottom right points to the antenna's input point.</p>
Dimension	mm	L=13, H=7.5
Frequency Band	MHz	2400~2480
Antenna Type		PCB
Model		F
Max Gain	dBi	1.2
Input Impedance	Ohm	50
Manufacture		<p>ShenZhen RiShengTai Technology Co., Ltd</p> <p>404B, Building C, Shenye Century Industrial Center, No. 743, Zhoushi Road, Hezhou Community, Hangcheng Street, Baoan District, Shenzhen</p>
Trademark		 <p>The logo consists of a stylized 'RST' in a blue and red oval shape.</p>

2. S11

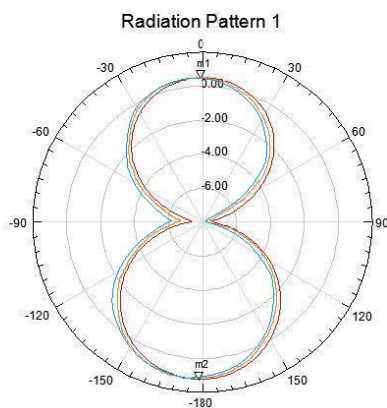


3. Radiation Pattern



Freq	Phi	Ang	dBi
2.40GHz	360.0000	-0.0000	0.5040
2.40GHz	181.0000	-179.0000	1.2235
2.44GHz	360.0000	-0.0000	0.5071
2.44GHz	181.0000	-179.0000	1.2262
2.48GHz	360.0000	-0.0000	0.5012
2.48GHz	181.0000	-179.0000	1.2220

XY_Plane



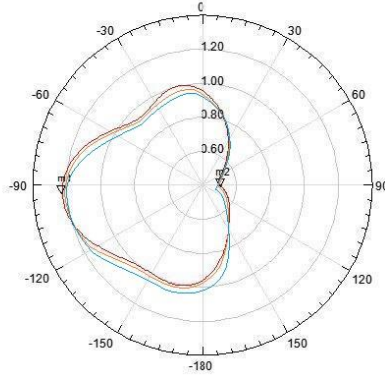
Curve Info

- dBi (GainTotal)
- Setup1 : LastAdaptive
- Freq=2.40GHz' Theta=90deg'
- dBi (GainTotal)
- Setup1 : LastAdaptive
- Freq=2.44GHz' Theta=90deg'
- dBi (GainTotal)
- Setup1 : LastAdaptive
- Freq=2.48GHz' Theta=90deg'

Freq	Theta	Ang	dBi
2.40GHz	-93.0000	-93.0000	1.2232
2.40GHz	92.0000	92.0000	0.5092
2.44GHz	-93.0000	-93.0000	1.2257
2.44GHz	92.0000	92.0000	0.5101
2.48GHz	-93.0000	-93.0000	1.2215
2.48GHz	92.0000	92.0000	0.5075

XZ_Plane

Radiation Pattern 2

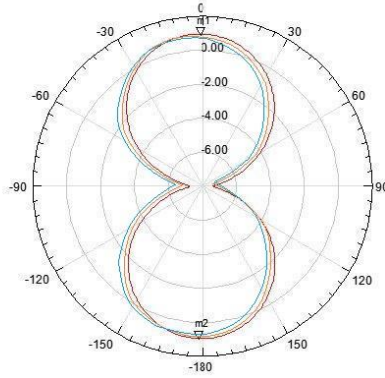


Curve Info	
—	dBi (GainTotal)
Setup1 : LastAdaptive	
Freq=2.40GHz	Phi=0deg'
—	dBi (GainTotal)
Setup1 : LastAdaptive	
Freq=2.44GHz	Phi=0deg'
—	dBi (GainTotal)
Setup1 : LastAdaptive	
Freq=2.48GHz	Phi=0deg'

Freq	Theta	Ang	dBi
2.40GHz	0.0000	0.0000	0.9522
2.40GHz	-179.0000	-179.0000	0.9560
2.44GHz	0.0000	0.0000	0.9557
2.44GHz	-179.0000	-179.0000	0.9583
2.48GHz	0.0000	0.0000	0.9513
2.48GHz	-179.0000	-179.0000	0.9541

YZ_Plane

Radiation Pattern 3



Curve Info	
—	dBi (GainTotal)
Setup1 : LastAdaptive	
Freq=2.40GHz	Phi=90deg'
—	dBi (GainTotal)
Setup1 : LastAdaptive	
Freq=2.44GHz	Phi=90deg'
—	dBi (GainTotal)
Setup1 : LastAdaptive	
Freq=2.48GHz	Phi=90deg'