

# Shenzhen Muyin Technology Co., Ltd

Model No.: *WD05-ANT*


## Product specification

### Quick Reference Date

	Antenna module on the system board	
Frequenc Range	2402~ 2480MHz	
Ant. Port Input Pwr. (dBm)	0 (Typ. BT class 2 output power)	
Tot. Rad. Pwr. (dBm)	-1.2 (Input pwr – loss pwr)	
Peak EIRP(dBm)	1.2	
Directivity (dBi)	1 (all direction antenna)	
Efficiency (dB)	6 0.2 %	
Gain (dBi)	-0.58	
Maximum Power (dBm)	1.7 (XY-plane)	
Minimum Power (dBm)	-4(XY-plane)	
Avg. Power (dBm)	-0.5(XY-plane)	
Input Impendence(ohm)	50	
Polarization Type	V ertical & Horizontal	
V . S .W .R	< 1.4	

All the technical data and information contained herein are subject to change without prior notice

### Antenna Layout & module on the system board

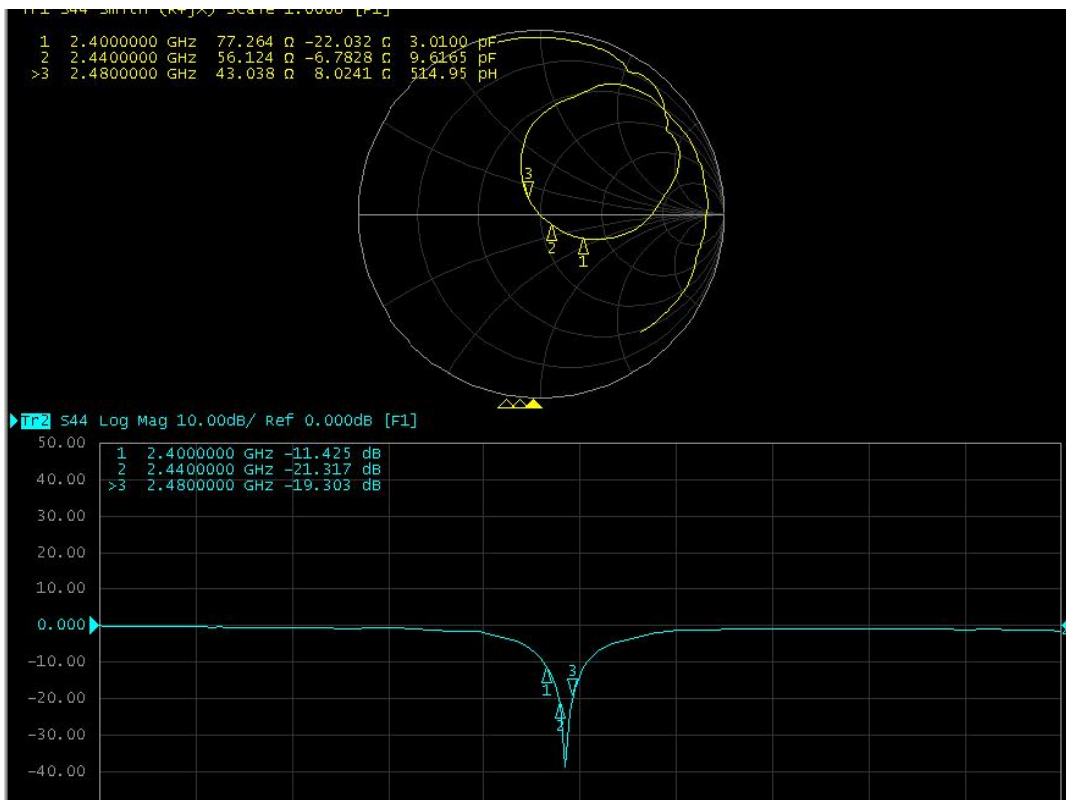


### Antenna Gain


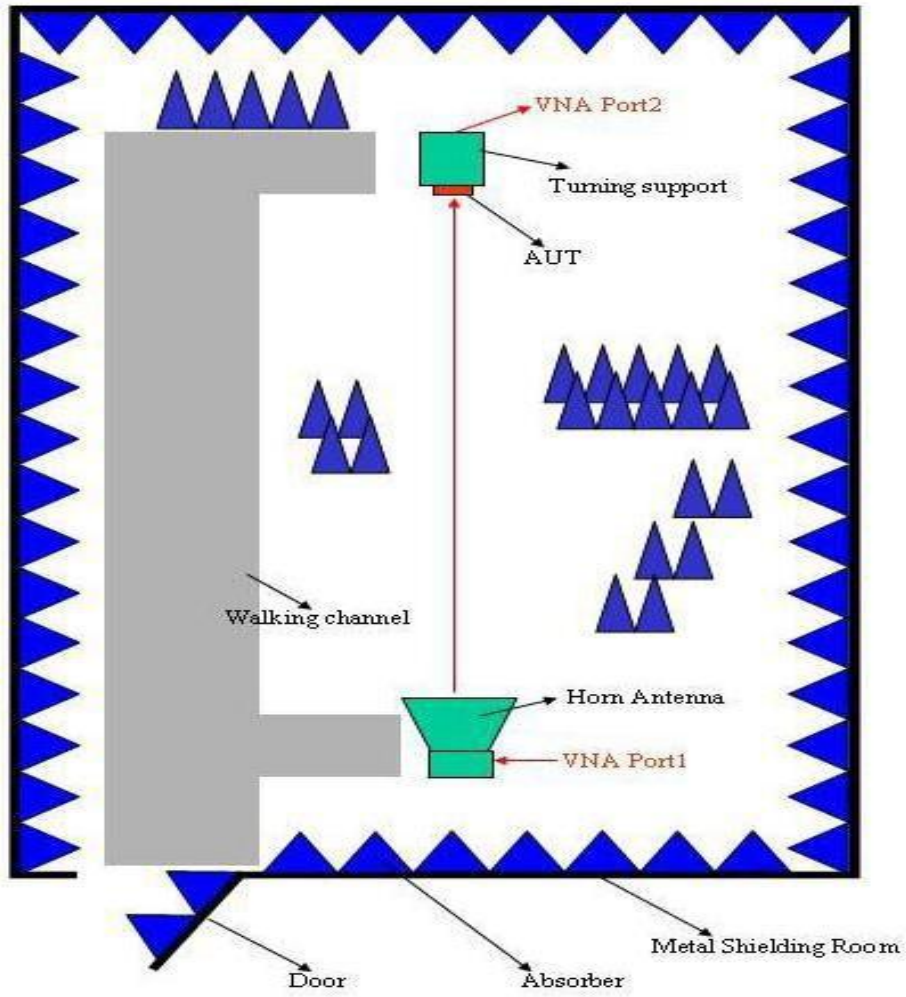
#### Gain Table

Unit in dBi @2.44GHz	XY-plane		XZ-plane		YZ-plane		Efficiency
	Peak	Avg.	Peak	Avg.	Peak	Avg.	
Module Board	-1.2	-0.5	-0.58	-3.6	-1.1	-3.0	6 0.2 %

# Return Loss



# The Environment of Antenna Radiation Pattern



# 3D radiation pattern diagram

