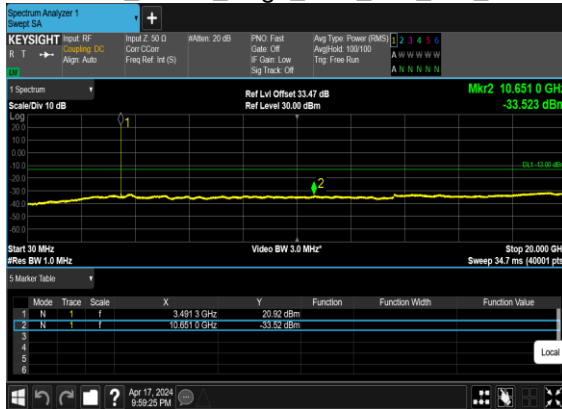
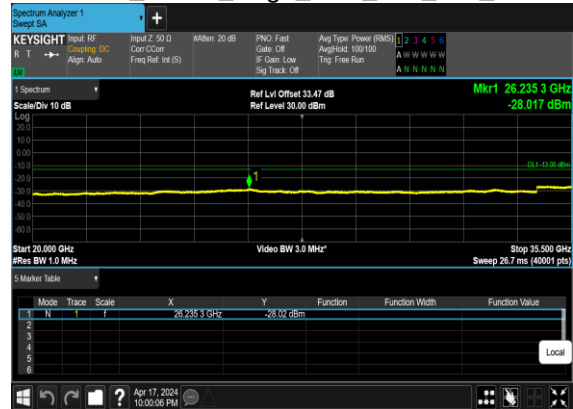


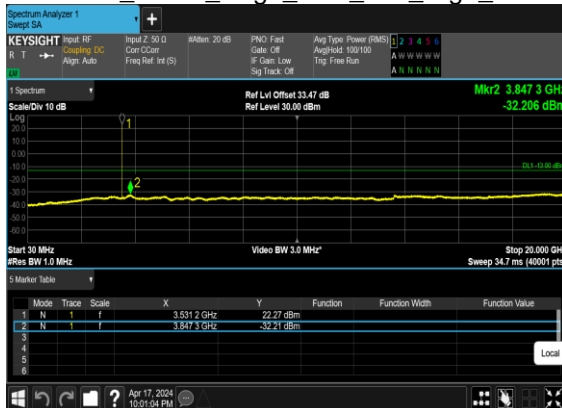
N78(20M)_DFT-s-OFDM_QPSK_Edge_1RB_Left_Mid_CH



N78(20M)_DFT-s-OFDM_QPSK_Edge_1RB_Left_Mid_CH



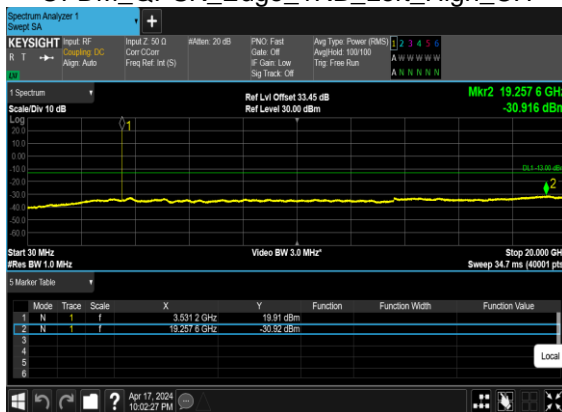
N78(20M)_DFT-s-OFDM_BPSK_Edge_1RB_Left_High_CH



N78(20M)_DFT-s-OFDM_BPSK_Edge_1RB_Left_High_CH



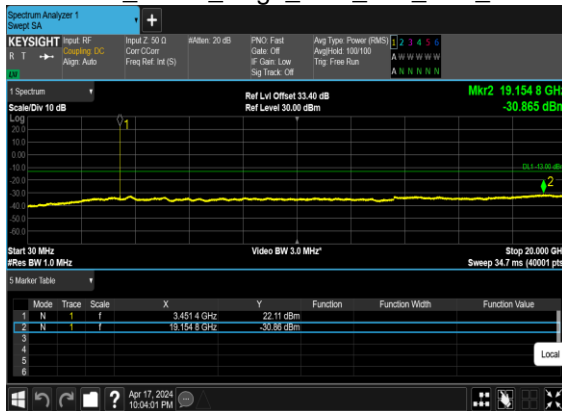
N78(20M)_DFT-s-OFDM_QPSK_Edge_1RB_Left_High_CH



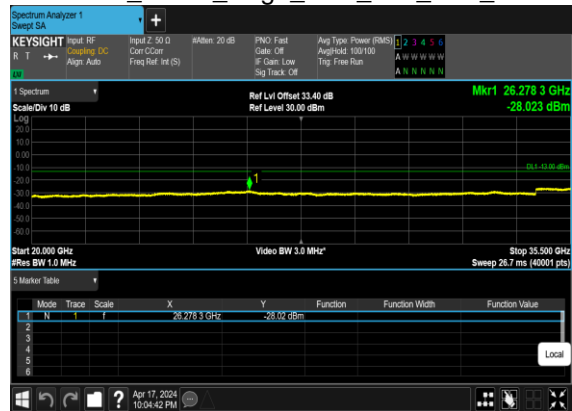
N78(20M)_DFT-s-OFDM_QPSK_Edge_1RB_Left_High_CH



N78(40M)_DFT-s-OFDM_BPSK_Edge_1RB_Left_Low_CH



N78(40M)_DFT-s-OFDM_BPSK_Edge_1RB_Left_Low_CH



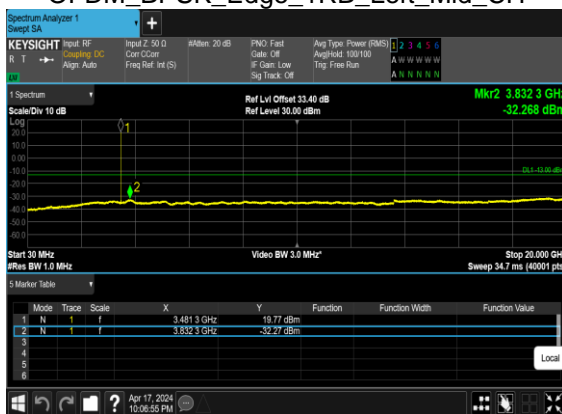
N78(40M)_DFT-s-OFDM_QPSK_Edge_1RB_Left_Low_CH



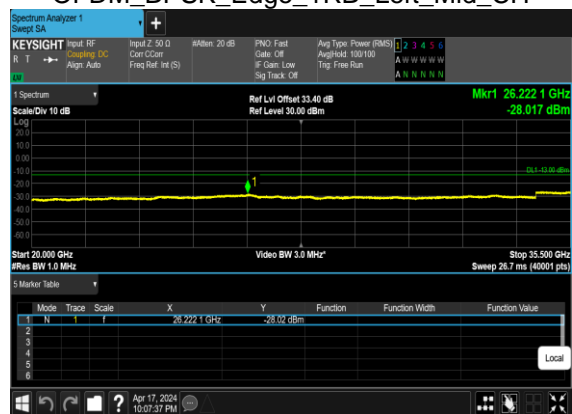
N78(40M)_DFT-s-OFDM_QPSK_Edge_1RB_Left_Low_CH



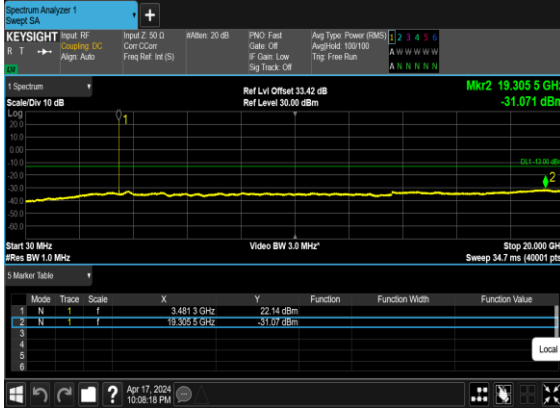
N78(40M)_DFT-s-OFDM_BPSK_Edge_1RB_Left_Mid_CH



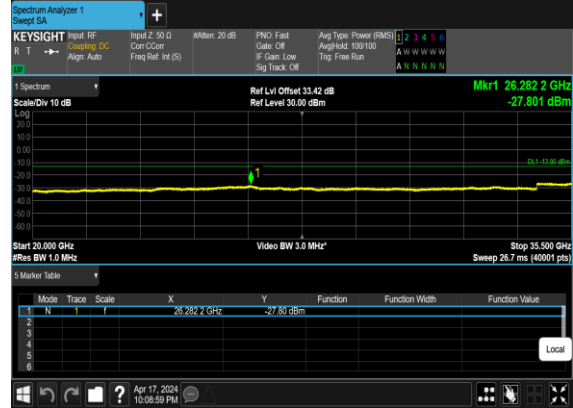
N78(40M)_DFT-s-OFDM_BPSK_Edge_1RB_Left_Mid_CH



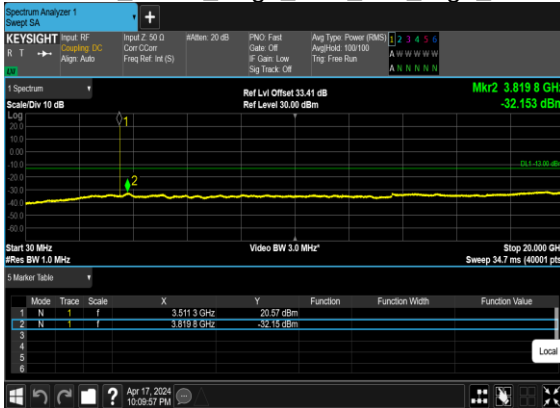
N78(40M)_DFT-s-OFDM_QPSK_Edge_1RB_Left_Mid_CH



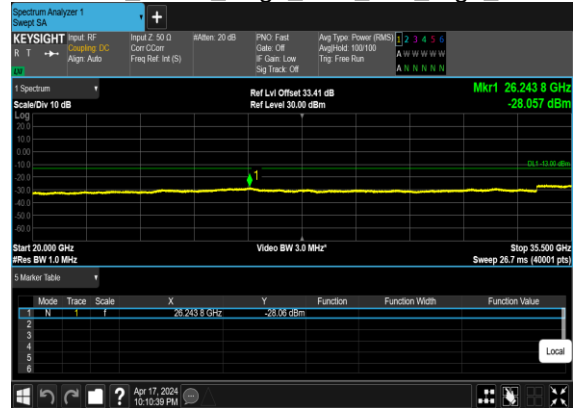
N78(40M)_DFT-s-OFDM_QPSK_Edge_1RB_Left_Mid_CH



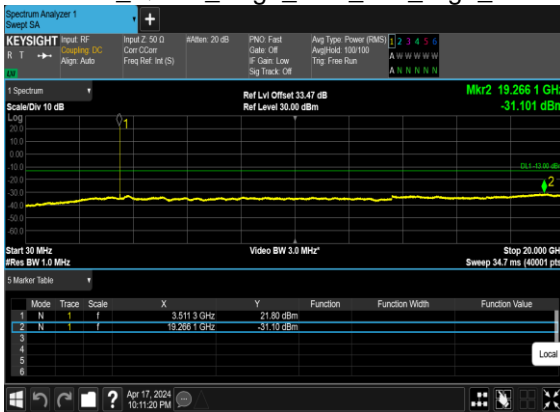
N78(40M)_DFT-s-OFDM_BPSK_Edge_1RB_Left_High_CH



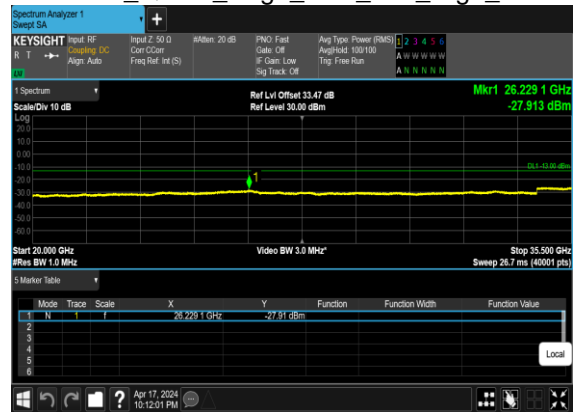
N78(40M)_DFT-s-OFDM_BPSK_Edge_1RB_Left_High_CH



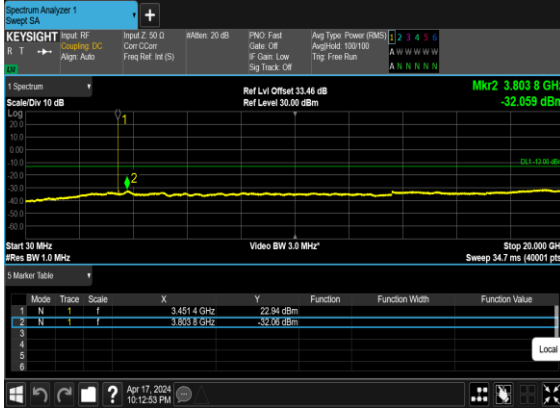
N78(40M)_DFT-s-OFDM_QPSK_Edge_1RB_Left_High_CH



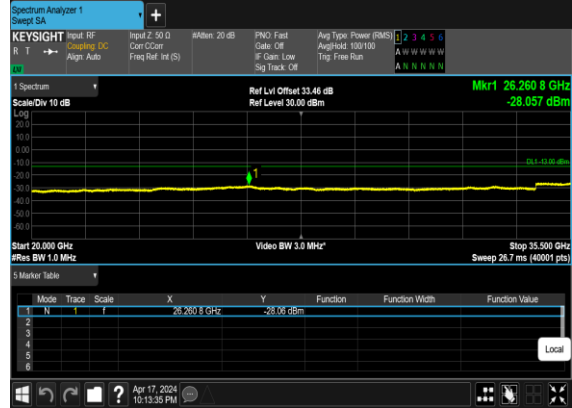
N78(40M)_DFT-s-OFDM_QPSK_Edge_1RB_Left_High_CH



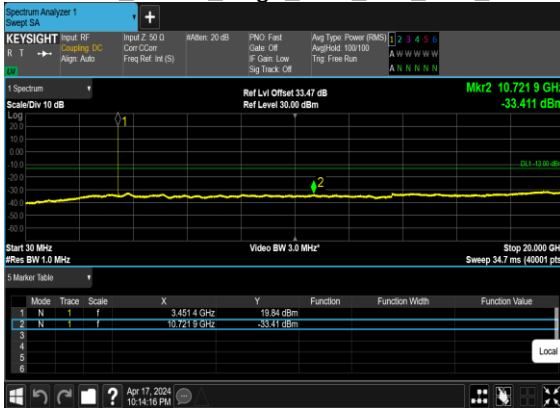
N78(80M)_DFT-s-OFDM_BPSK_Edge_1RB_Left_Low_CH



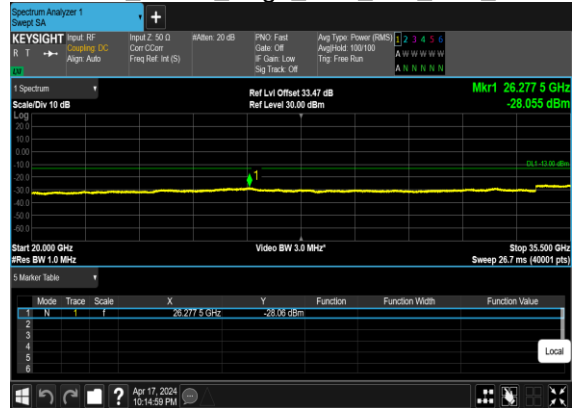
N78(80M)_DFT-s-OFDM_BPSK_Edge_1RB_Left_Low_CH



N78(80M)_DFT-s-OFDM_QPSK_Edge_1RB_Left_Low_CH



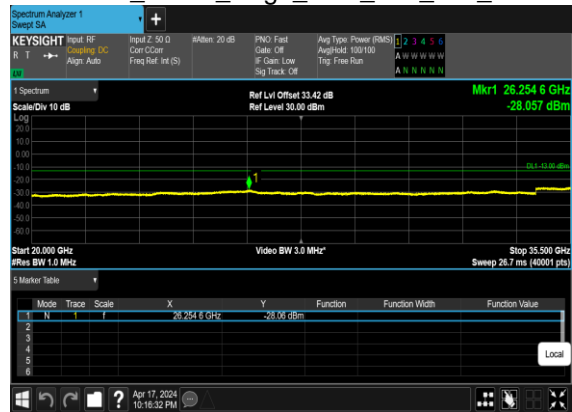
N78(80M)_DFT-s-OFDM_QPSK_Edge_1RB_Left_Low_CH



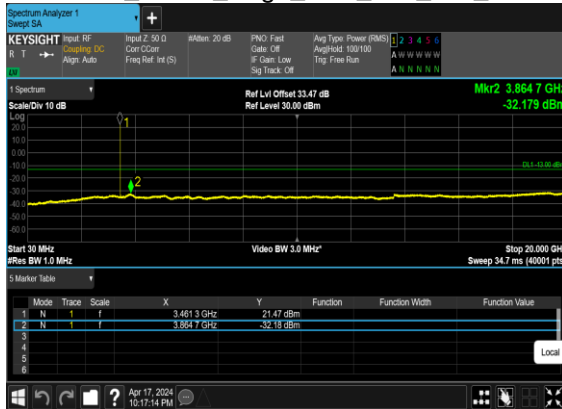
N78(80M)_DFT-s-OFDM_BPSK_Edge_1RB_Left_Mid_CH



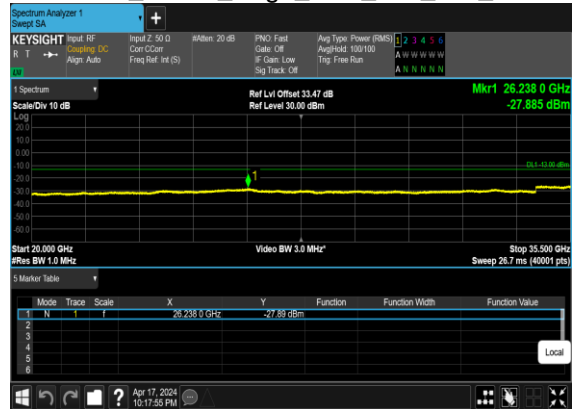
N78(80M)_DFT-s-OFDM_BPSK_Edge_1RB_Left_Mid_CH



N78(80M)_DFT-s-OFDM_QPSK_Edge_1RB_Left_Mid_CH



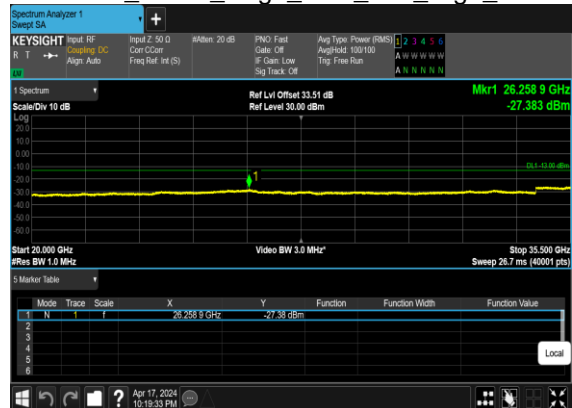
N78(80M)_DFT-s-OFDM_QPSK_Edge_1RB_Left_Mid_CH



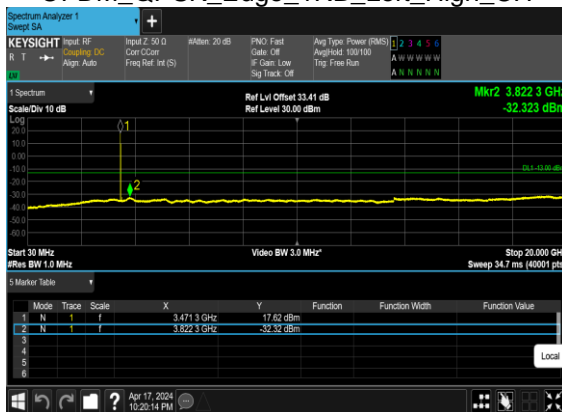
N78(80M)_DFT-s-OFDM_BPSK_Edge_1RB_Left_High_CH



N78(80M)_DFT-s-OFDM_BPSK_Edge_1RB_Left_High_CH



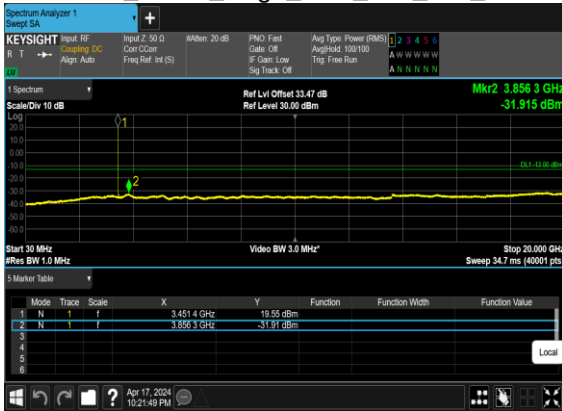
N78(80M)_DFT-s-OFDM_QPSK_Edge_1RB_Left_High_CH



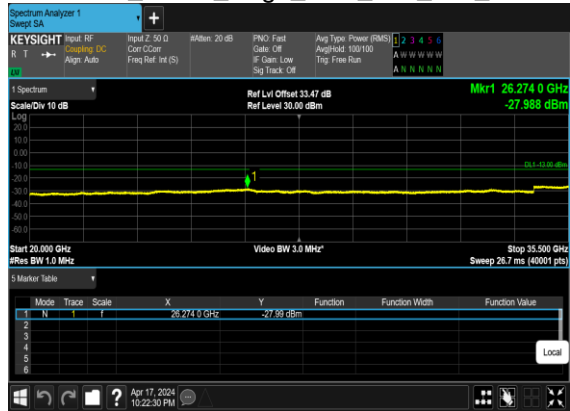
N78(80M)_DFT-s-OFDM_QPSK_Edge_1RB_Left_High_CH



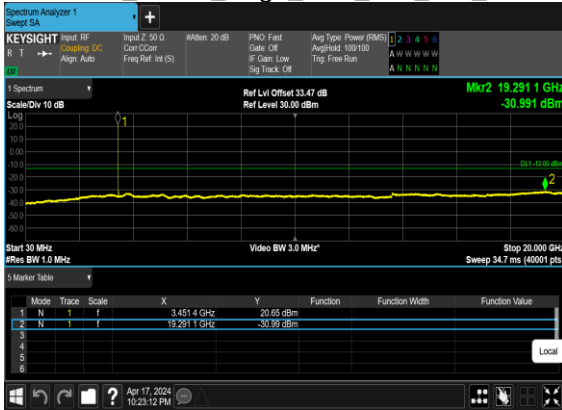
N78(100M)_DFT-s-OFDM_BPSK_Edge_1RB_Left_Mid_CH



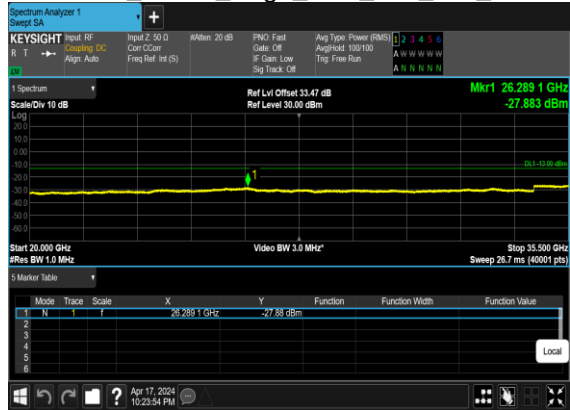
N78(100M)_DFT-s-OFDM_BPSK_Edge_1RB_Left_Mid_CH



N78(100M)_DFT-s-OFDM_QPSK_Edge_1RB_Left_Mid_CH



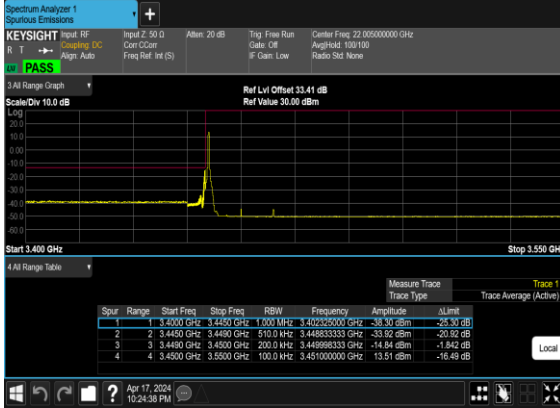
N78(100M)_DFT-s-OFDM_QPSK_Edge_1RB_Left_Mid_CH



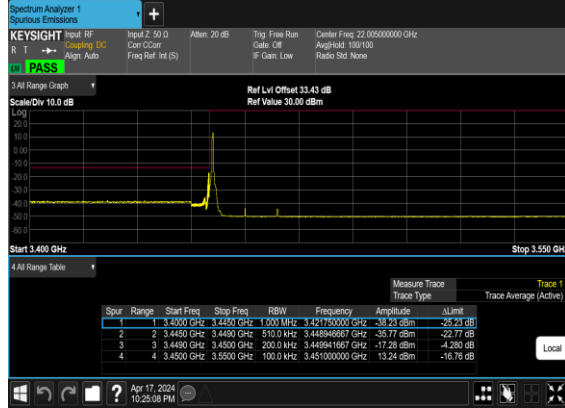
Conducted Band Edge

NR Band	SCS (kHz)	Bandwidth (MHz)	Arfcn	Freq (MHz)	Modulation	RB	Result	Verdict
78	30	20	630668	3460.02	DFT-s-OFDM BPSK	1@0	see graph	PASS
78	30	20	630668	3460.02	DFT-s-OFDM QPSK	1@0	see graph	PASS
78	30	20	630668	3460.02	DFT-s-OFDM BPSK	50@0	see graph	PASS
78	30	20	630668	3460.02	DFT-s-OFDM QPSK	50@0	see graph	PASS
78	30	20	636000	3540.0	DFT-s-OFDM BPSK	1@50	see graph	PASS
78	30	20	636000	3540.0	DFT-s-OFDM QPSK	1@50	see graph	PASS
78	30	20	636000	3540.0	DFT-s-OFDM BPSK	50@0	see graph	PASS
78	30	20	636000	3540.0	DFT-s-OFDM QPSK	50@0	see graph	PASS
78	30	40	631334	3470.01	DFT-s-OFDM BPSK	1@0	see graph	PASS
78	30	40	631334	3470.01	DFT-s-OFDM QPSK	1@0	see graph	PASS
78	30	40	631334	3470.01	DFT-s-OFDM BPSK	100@0	see graph	PASS
78	30	40	631334	3470.01	DFT-s-OFDM QPSK	100@0	see graph	PASS
78	30	40	635332	3529.98	DFT-s-OFDM BPSK	1@105	see graph	PASS
78	30	40	635332	3529.98	DFT-s-OFDM QPSK	1@105	see graph	PASS
78	30	40	635332	3529.98	DFT-s-OFDM BPSK	100@0	see graph	PASS
78	30	40	635332	3529.98	DFT-s-OFDM QPSK	100@0	see graph	PASS
78	30	80	632668	3490.02	DFT-s-OFDM BPSK	1@0	see graph	PASS
78	30	80	632668	3490.02	DFT-s-OFDM QPSK	1@0	see graph	PASS
78	30	80	632668	3490.02	DFT-s-OFDM BPSK	216@0	see graph	PASS
78	30	80	632668	3490.02	DFT-s-OFDM QPSK	216@0	see graph	PASS
78	30	80	634000	3510.0	DFT-s-OFDM BPSK	1@216	see graph	PASS
78	30	80	634000	3510.0	DFT-s-OFDM QPSK	1@216	see graph	PASS
78	30	80	634000	3510.0	DFT-s-OFDM BPSK	216@0	see graph	PASS
78	30	80	634000	3510.0	DFT-s-OFDM QPSK	216@0	see graph	PASS
78	30	100	633334	3500.01	DFT-s-OFDM BPSK	1@0	see graph	PASS
78	30	100	633334	3500.01	DFT-s-OFDM QPSK	1@0	see graph	PASS
78	30	100	633334	3500.01	DFT-s-OFDM BPSK	1@272	see graph	PASS
78	30	100	633334	3500.01	DFT-s-OFDM QPSK	1@272	see graph	PASS
78	30	100	633334	3500.01	DFT-s-OFDM BPSK	270@0	see graph	PASS
78	30	100	633334	3500.01	DFT-s-OFDM QPSK	270@0	see graph	PASS

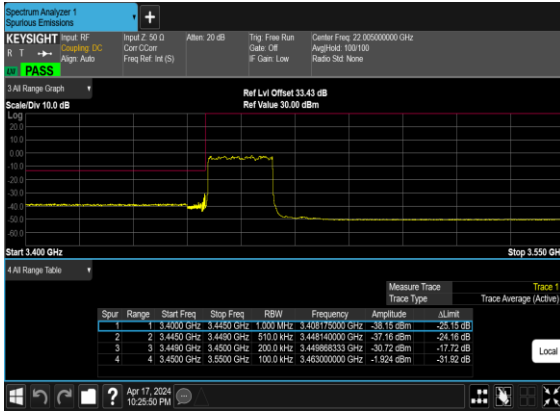
N78(20M)_DFT-s-OFDM_BPSK_Edge_1RB_Left_Low_CH



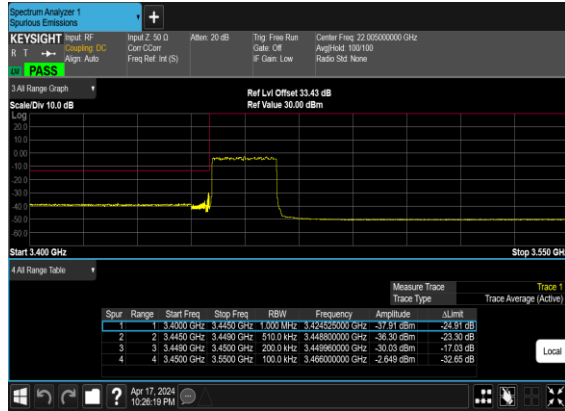
N78(20M)_DFT-s-OFDM_QPSK_Edge_1RB_Left_Low_CH



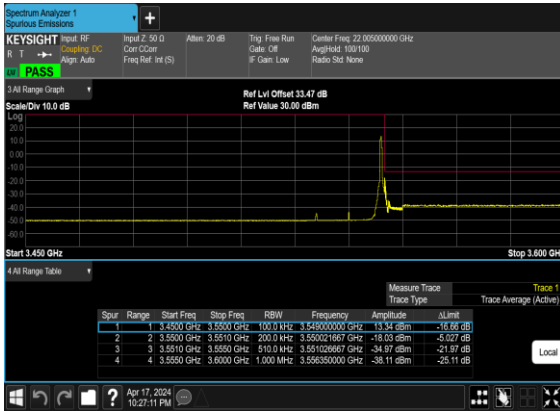
N78(20M)_DFT-s-OFDM_BPSK_Outer_Full_Low_CH



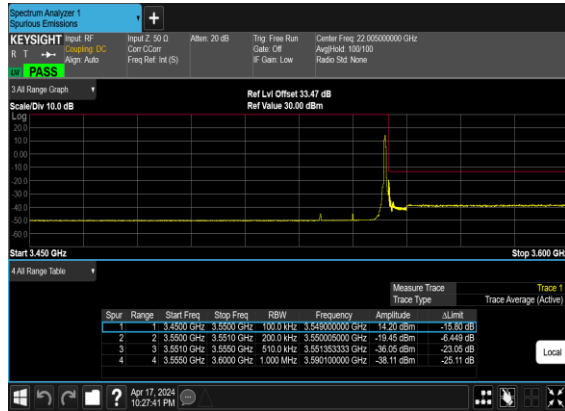
N78(20M)_DFT-s-OFDM_QPSK_Outer_Full_Low_CH



N78(20M)_DFT-s-OFDM_BPSK_Edge_1RB_Right_High_CH



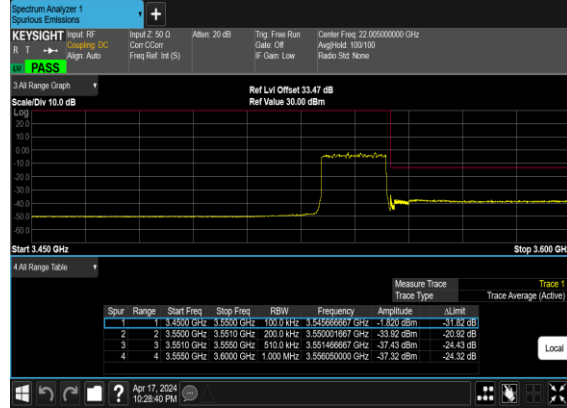
N78(20M)_DFT-s-OFDM_QPSK_Edge_1RB_Right_High_CH



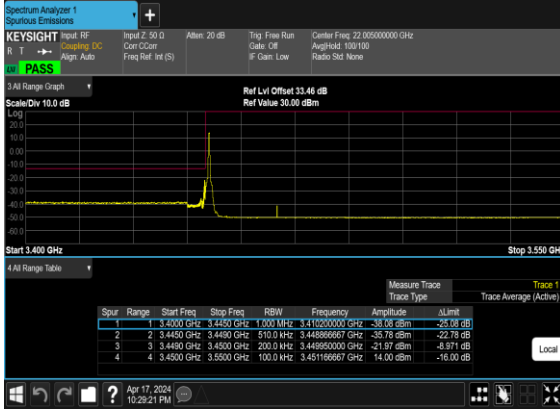
N78(20M)_DFT-s-OFDM_BPSK_Outer_Full_High_CH



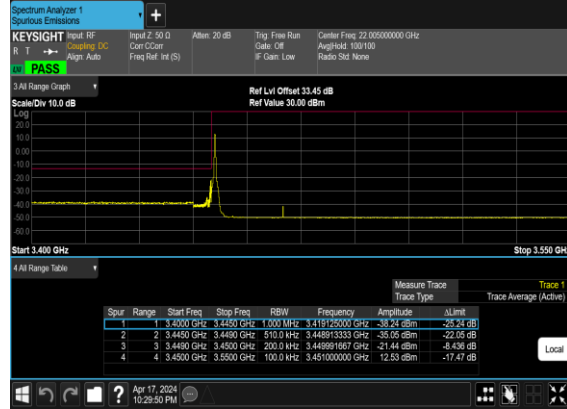
N78(20M)_DFT-s-OFDM_QPSK_Outer_Full_High_CH



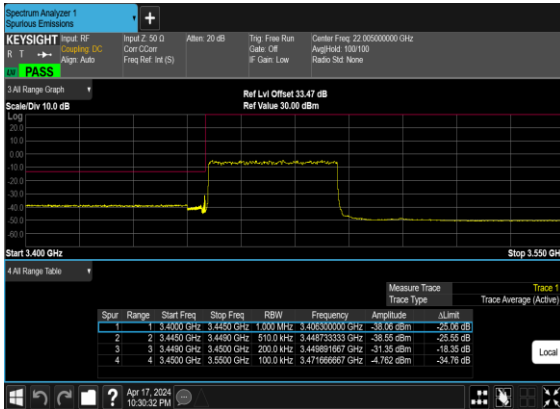
N78(40M)_DFT-s-OFDM_BPSK_Edge_1RB_Left_Low_CH



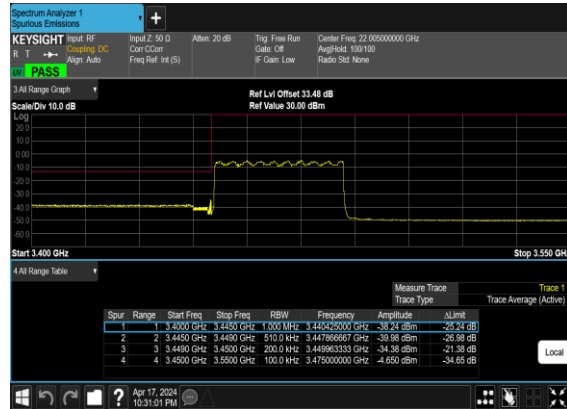
N78(40M)_DFT-s-OFDM_QPSK_Edge_1RB_Left_Low_CH



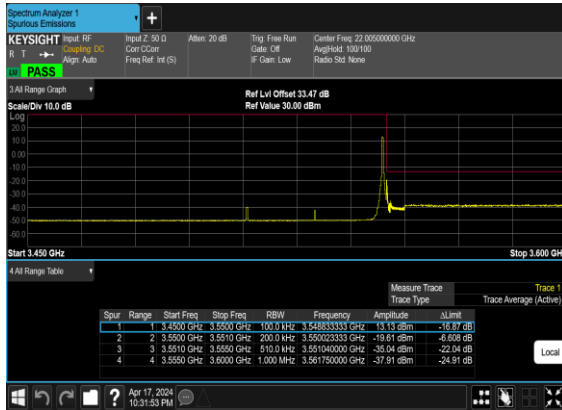
N78(40M)_DFT-s-OFDM_BPSK_Outer_Full_Low_CH



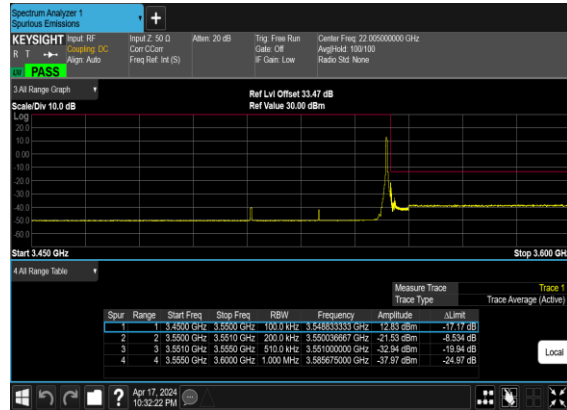
N78(40M)_DFT-s-OFDM_QPSK_Outer_Full_Low_CH



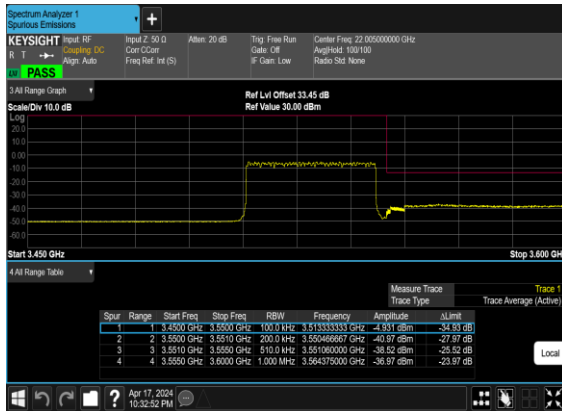
N78(40M)_DFT-s-OFDM_BPSK_Edge_1RB_Right_High_CH



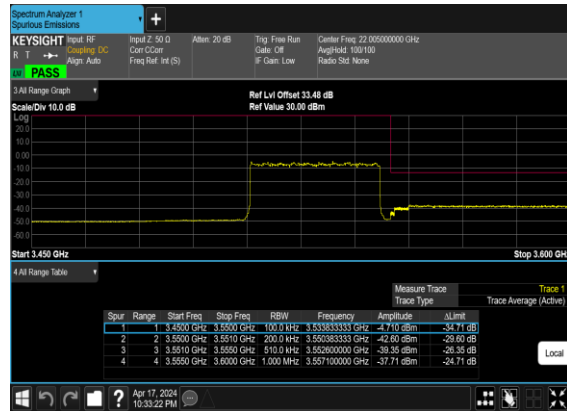
N78(40M)_DFT-s-OFDM_QPSK_Edge_1RB_Right_High_CH



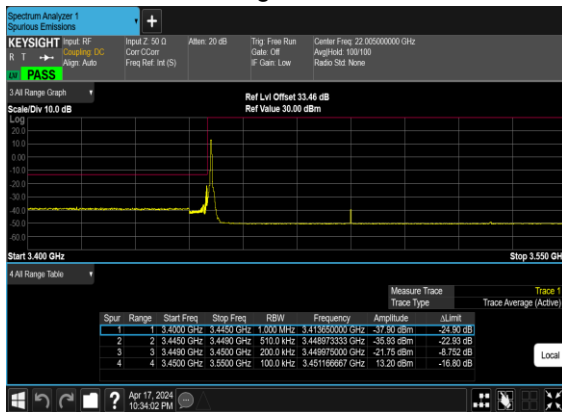
N78(40M)_DFT-s-OFDM_BPSK_Outer_Full_High_CH



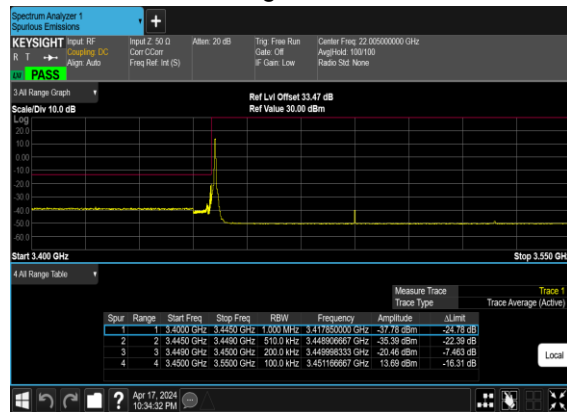
N78(40M)_DFT-s-OFDM_QPSK_Outer_Full_High_CH



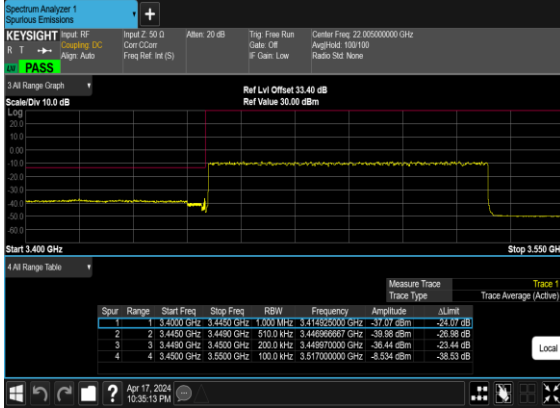
N78(80M)_DFT-s-OFDM_BPSK_Edge_1RB_Left_Low_CH



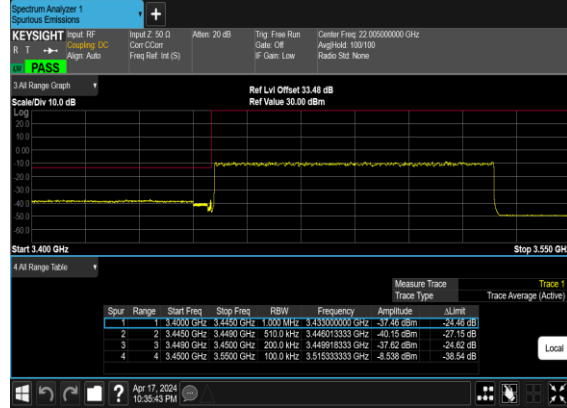
N78(80M)_DFT-s-OFDM_QPSK_Edge_1RB_Left_Low_CH



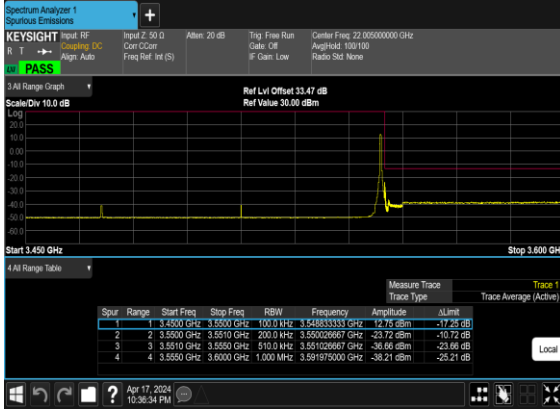
N78(80M)_DFT-s-OFDM_BPSK_Outer_Full_Low_CH



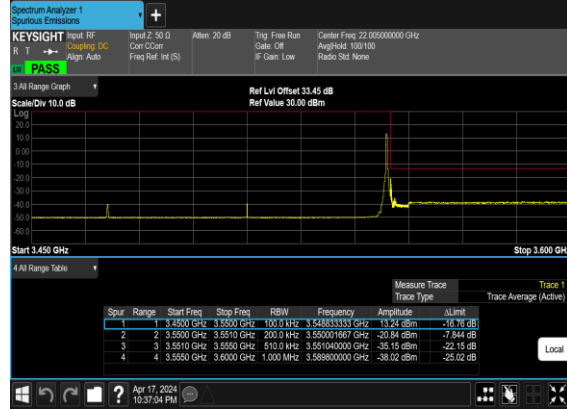
N78(80M)_DFT-s-OFDM_QPSK_Outer_Full_Low_CH



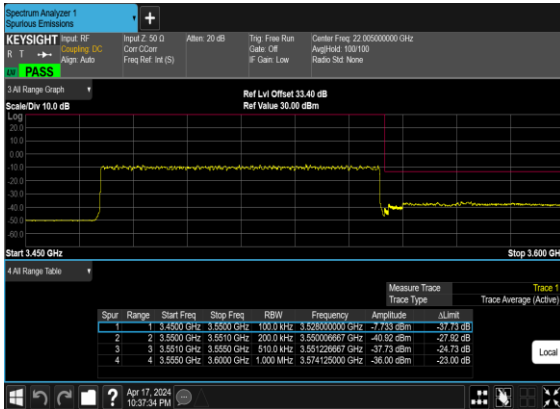
N78(80M)_DFT-s-OFDM_BPSK_Edge_1RB_Right_High_CH



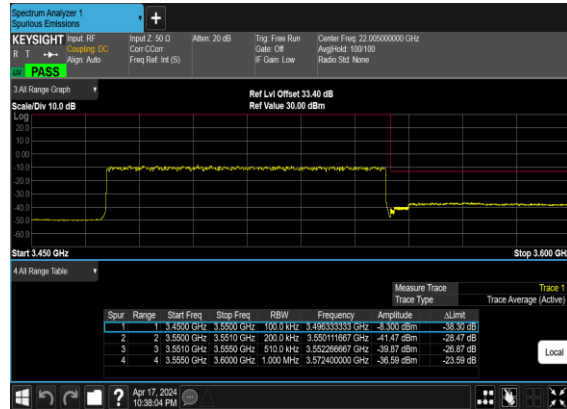
N78(80M)_DFT-s-OFDM_QPSK_Edge_1RB_Right_High_CH



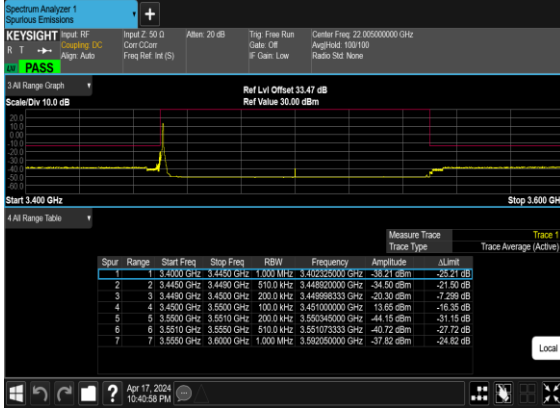
N78(80M)_DFT-s-OFDM_BPSK_Outer_Full_High_CH



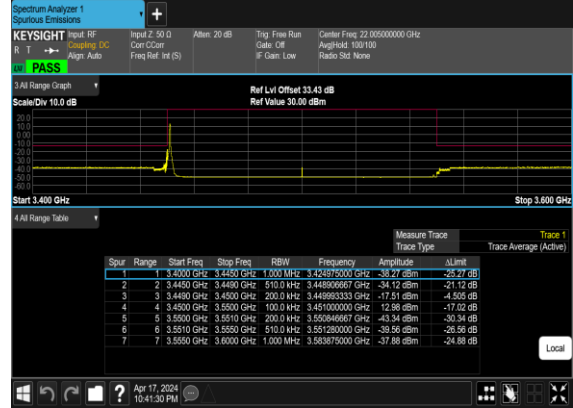
N78(80M)_DFT-s-OFDM_QPSK_Outer_Full_High_CH



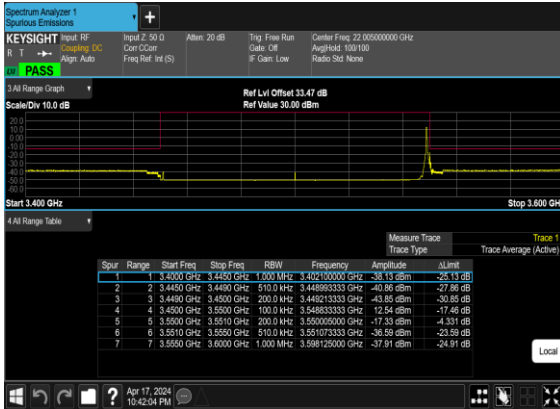
N78(100M)_DFT-s-OFDM_BPSK_Edge_1RB_Left_Mid_CH



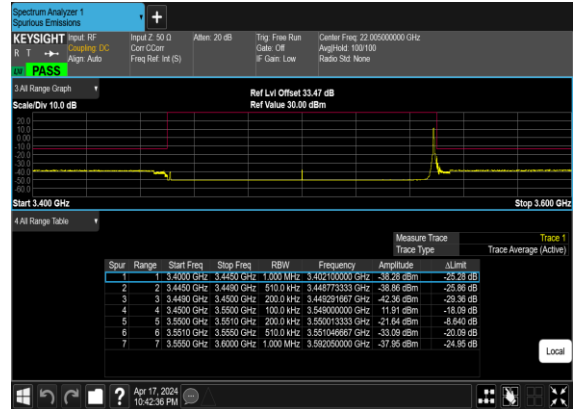
N78(100M)_DFT-s-OFDM_QPSK_Edge_1RB_Left_Mid_CH



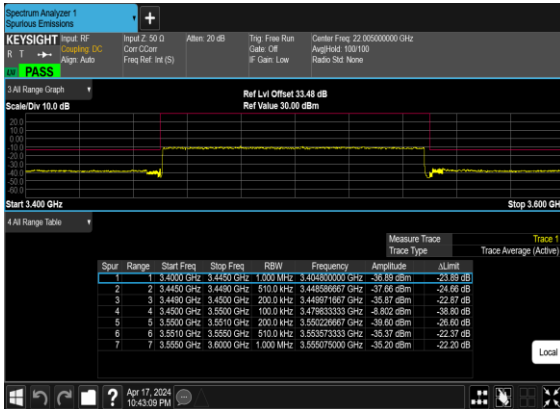
N78(100M)_DFT-s-OFDM_BPSK_Edge_1RB_Right_Mid_CH



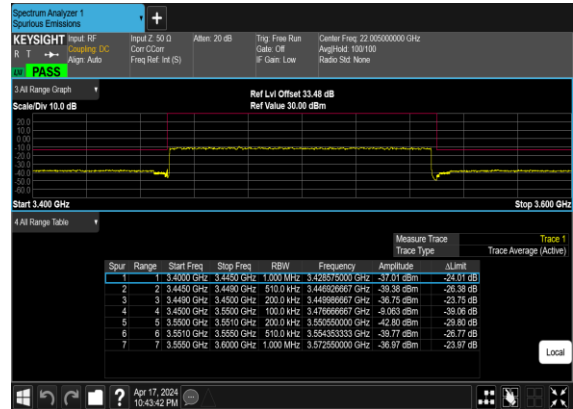
N78(100M)_DFT-s-OFDM_QPSK_Edge_1RB_Right_Mid_CH



N78(100M)_DFT-s-OFDM_BPSK_Outer_Full_Mid_CH



N78(100M)_DFT-s-OFDM_QPSK_Outer_Full_Mid_CH





Appendix B. Test Results of Radiated Test

Radiated Spurious Emission

Test Engineer :	Carry Xu	Temperature :	23~25°C
		Relative Humidity :	41~42%

RSE pre-scanned harmonic for different antennas, choose the worst antenna perform final test and record in the report.

EN-DC_41A_n77A / LTE 10MHz + NR 100MHz / QPSK / ANT1 (LTE) & ANT2(NR)								
Channel	Frequency (MHz)	EIRP (dBm)	Limit (dBm)	Over Limit (dB)	S.G. Power (dBm)	TX Cable loss (dB)	TX Antenna Gain (dBi)	Polarization (H/V)
Middle	6900	-59.09	-13	-46.09	-69.30	3.03	13.24	H
	10356	-58.46	-13	-45.46	-67.91	3.56	13.01	H
	13824	-59.10	-13	-46.10	-68.62	3.92	13.44	H
	6900	-58.59	-13	-45.59	-68.80	3.03	13.24	V
	10356	-57.87	-13	-44.87	-67.32	3.56	13.01	V
	13824	-59.24	-13	-46.24	-68.76	3.92	13.44	V

SA n78 / NR 100MHz / QPSK / ANT2								
Channel	Frequency (MHz)	EIRP (dBm)	Limit (dBm)	Over Limit (dB)	S.G. Power (dBm)	TX Cable loss (dB)	TX Antenna Gain (dBi)	Polarization (H/V)
Middle	6900	-57.26	-13	-44.26	-67.47	3.03	13.24	H
	10356	-40.24	-13	-27.24	-49.69	3.56	13.01	H
	13800	-59.26	-13	-46.26	-68.78	3.92	13.44	H
	6900	-60.59	-13	-47.59	-70.80	3.03	13.24	V
	10356	-60.49	-13	-47.49	-69.94	3.56	13.01	V
	13800	-58.68	-13	-45.68	-68.20	3.92	13.44	V

EN-DC_41A_n78A / LTE 10MHz + NR 100MHz / QPSK / ANT1 (LTE) & ANT2(NR)								
Channel	Frequency (MHz)	EIRP (dBm)	Limit (dBm)	Over Limit (dB)	S.G. Power (dBm)	TX Cable loss (dB)	TX Antenna Gain (dBi)	Polarization (H/V)
Middle	6900	-49.71	-13	-36.71	-59.92	3.03	13.24	H
	10356	-49.69	-13	-36.69	-59.14	3.56	13.01	H
	13800	-61.10	-13	-48.10	-70.62	3.92	13.44	H
	6900	-61.19	-13	-48.19	-71.40	3.03	13.24	V
	10356	-60.58	-13	-47.58	-70.03	3.56	13.01	V
	13800	-59.71	-13	-46.71	-69.23	3.92	13.44	V

Remark: Spurious emissions within 30-1000MHz were found more than 20dB below limit line.