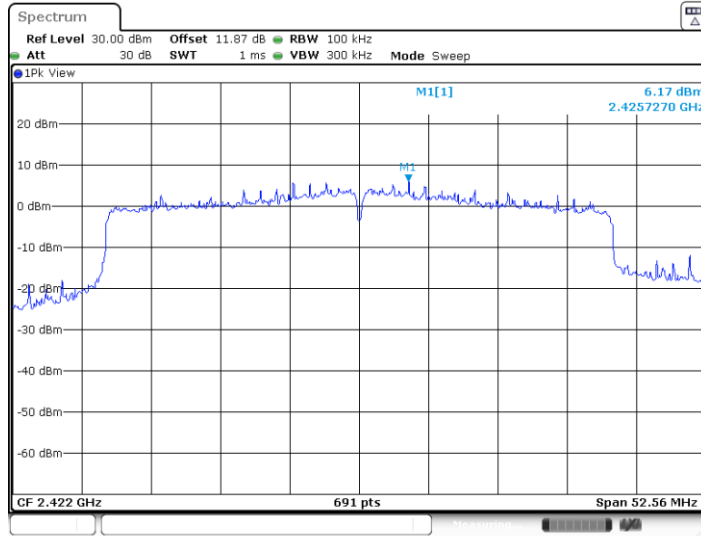


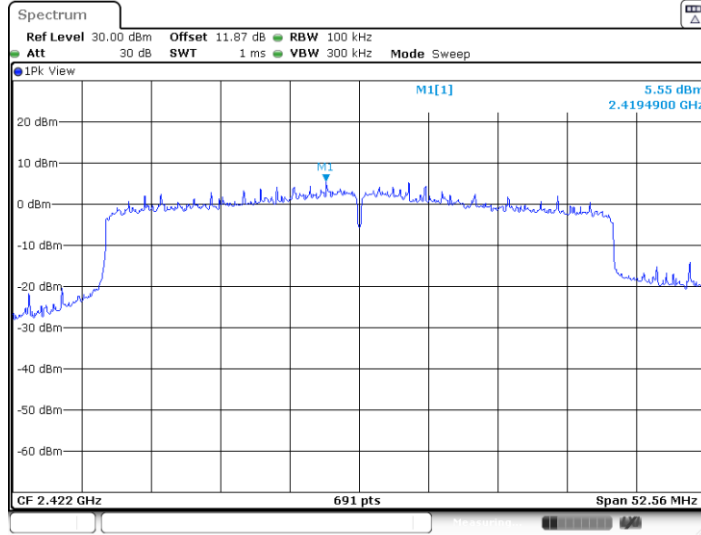


11AX40MIMO\_Ant6\_2422



Date: 26.FEB.2024 14:33:33

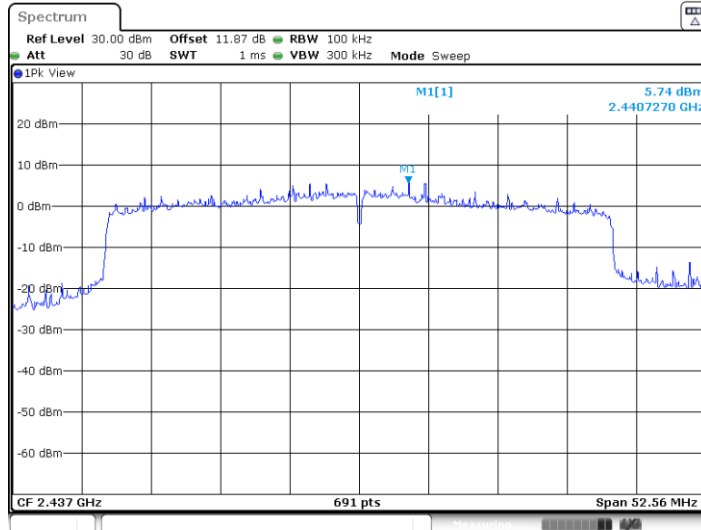
11AX40MIMO\_Ant8\_2422



Date: 26.FEB.2024 14:34:43

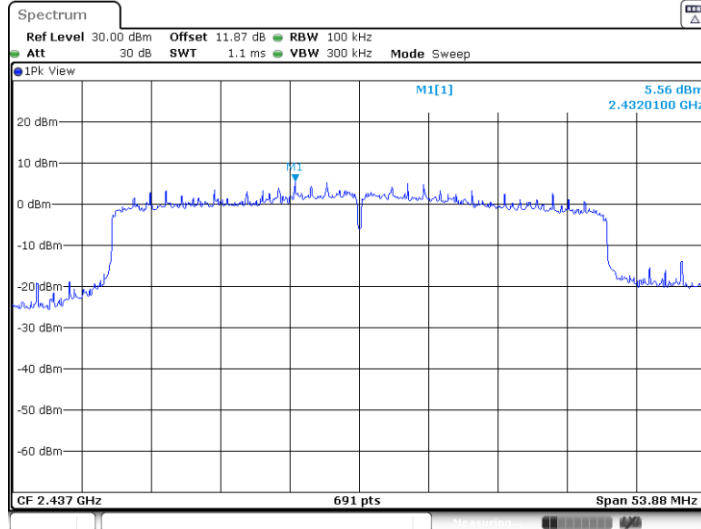


11AX40MIMO\_Ant6\_2437



Date: 26.FEB.2024 14:36:23

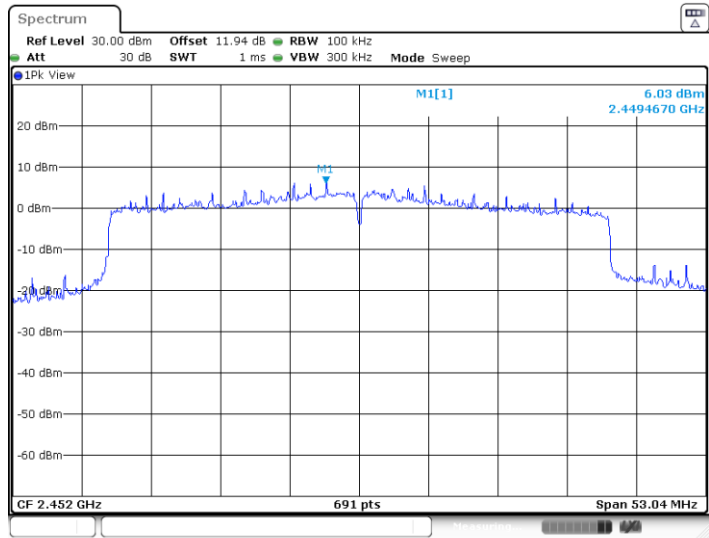
11AX40MIMO\_Ant8\_2437



Date: 26.FEB.2024 14:37:20

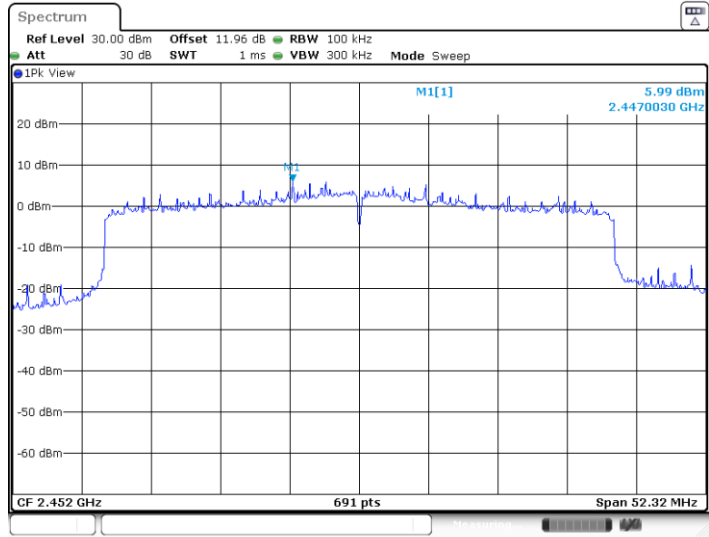


11AX40MIMO\_Ant6\_2452



Date: 26.FEB.2024 14:39:36

11AX40MIMO\_Ant8\_2452



Date: 26.FEB.2024 14:40:46



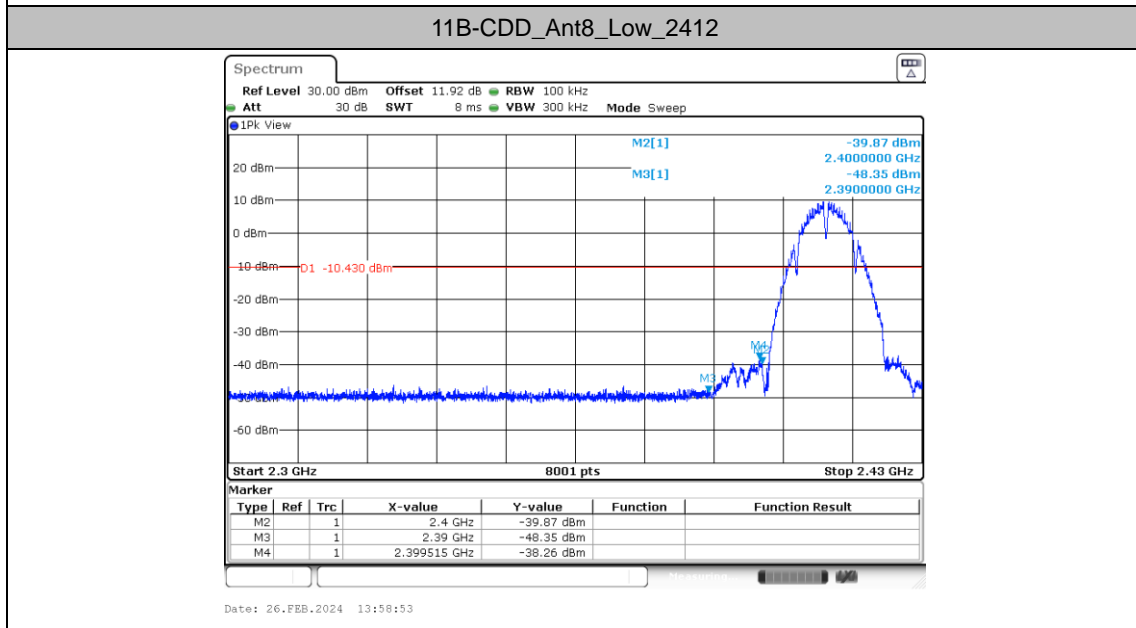
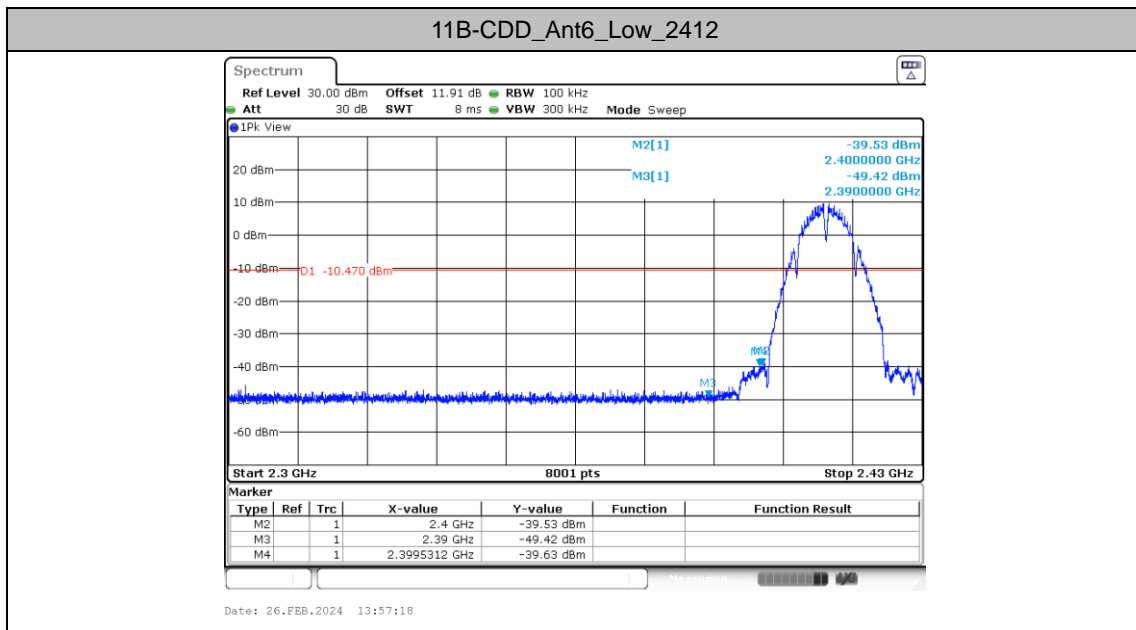
### Band edge measurements

#### Test Result

TestMode	Antenna	ChName	Freq(MHz)	RefLevel[dBm /100KHz]	Result[dBm /100KHz]	Limit[dBm /100KHz]	Verdict
11B-CDD	Ant6	Low	2412	9.53	-39.63	≤-10.47	PASS
	Ant8	Low	2412	9.57	-38.26	≤-10.43	PASS
	Ant6	High	2462	10.68	-45.85	≤-9.32	PASS
	Ant8	High	2462	9.33	-46.25	≤-10.67	PASS
11G-CDD	Ant6	Low	2412	9.15	-29.13	≤-10.85	PASS
	Ant8	Low	2412	8.68	-25.53	≤-11.32	PASS
	Ant6	High	2462	9.18	-26.27	≤-10.82	PASS
	Ant8	High	2462	8.38	-28.05	≤-11.62	PASS
11AX20MIMO	Ant6	Low	2412	9.12	-27.61	≤-10.88	PASS
	Ant8	Low	2412	8.87	-23.36	≤-11.13	PASS
	Ant6	High	2462	8.09	-23.6	≤-11.91	PASS
	Ant8	High	2462	8.69	-25.45	≤-11.31	PASS
11AX40MIMO	Ant6	Low	2422	6.17	-18.04	≤-13.83	PASS
	Ant8	Low	2422	5.55	-21.06	≤-14.45	PASS
	Ant6	High	2452	6.03	-18.99	≤-13.97	PASS
	Ant8	High	2452	5.99	-19.31	≤-14.01	PASS

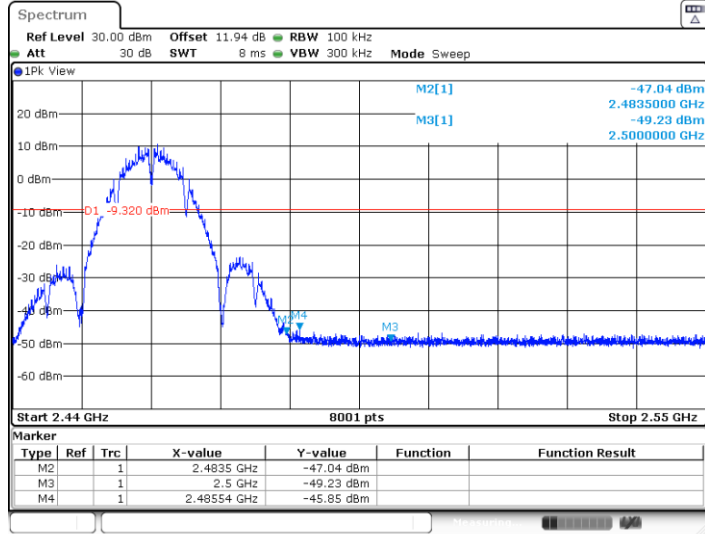


Test Graphs

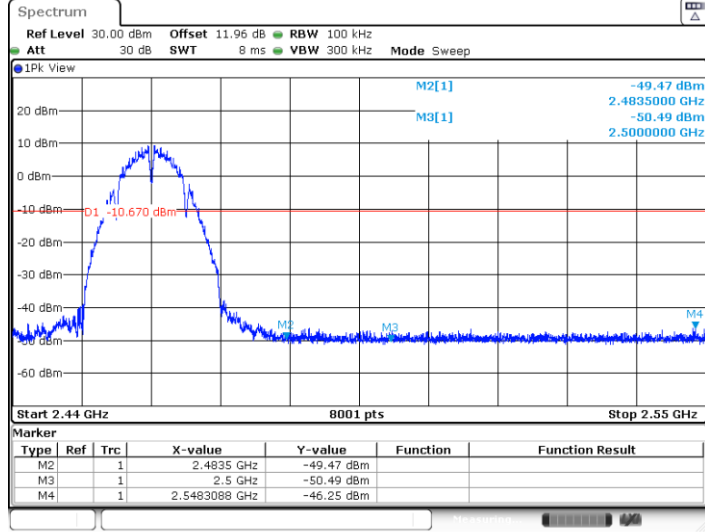




11B-CDD\_Ant6\_High\_2462

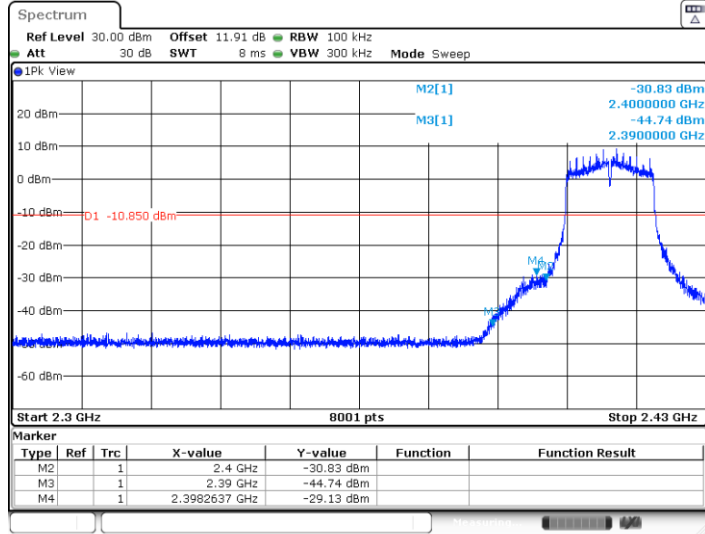


11B-CDD\_Ant8\_High\_2462

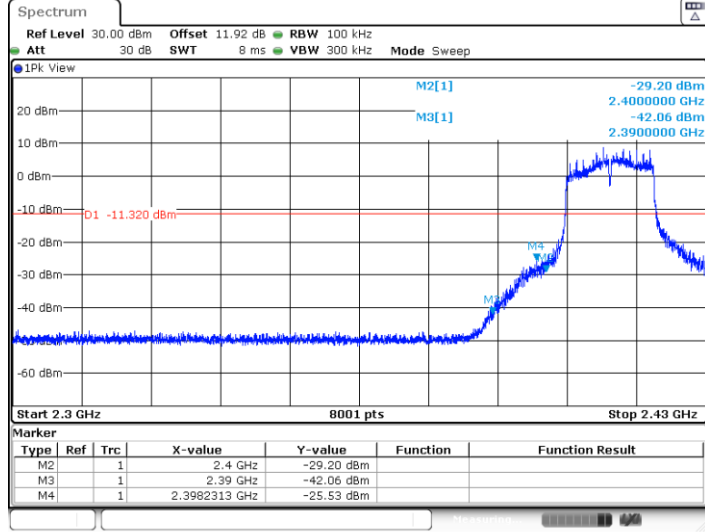




11G-CDD\_Ant6\_Low\_2412

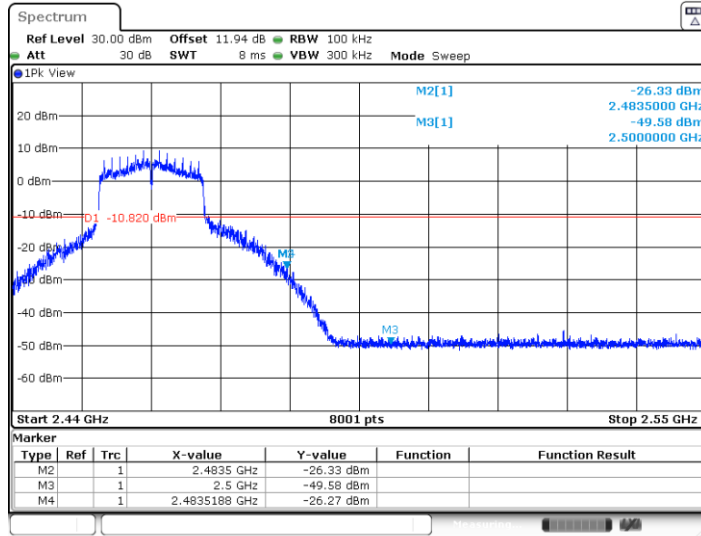


11G-CDD\_Ant8\_Low\_2412

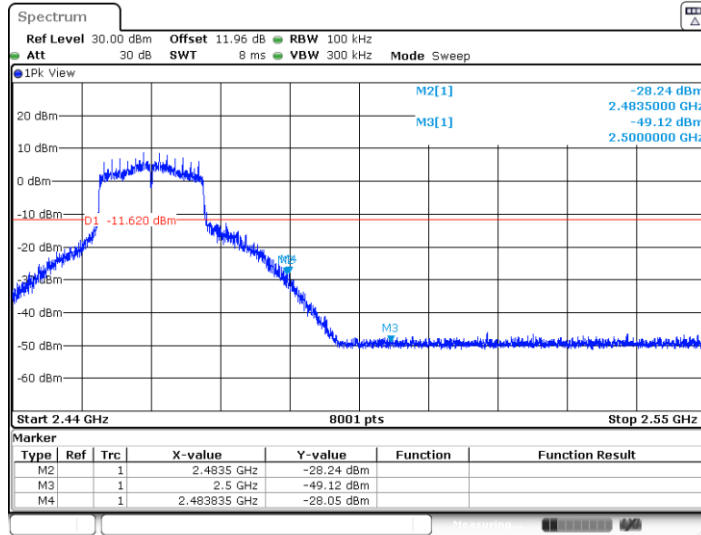




11G-CDD\_Ant6\_High\_2462



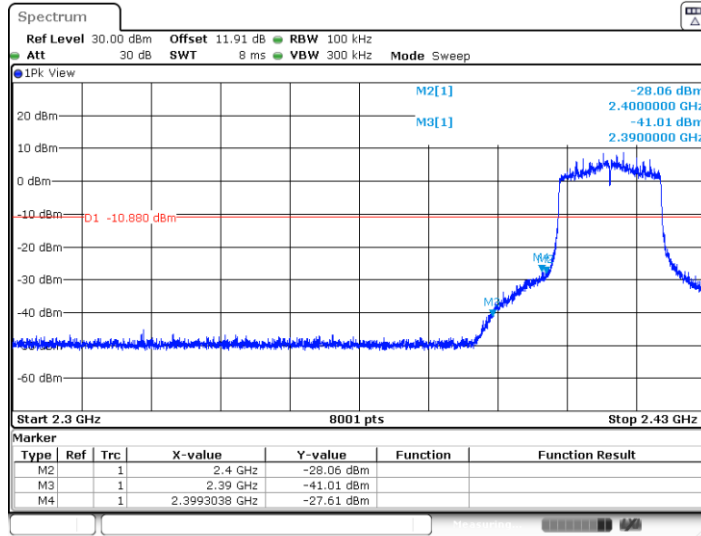
11G-CDD\_Ant8\_High\_2462



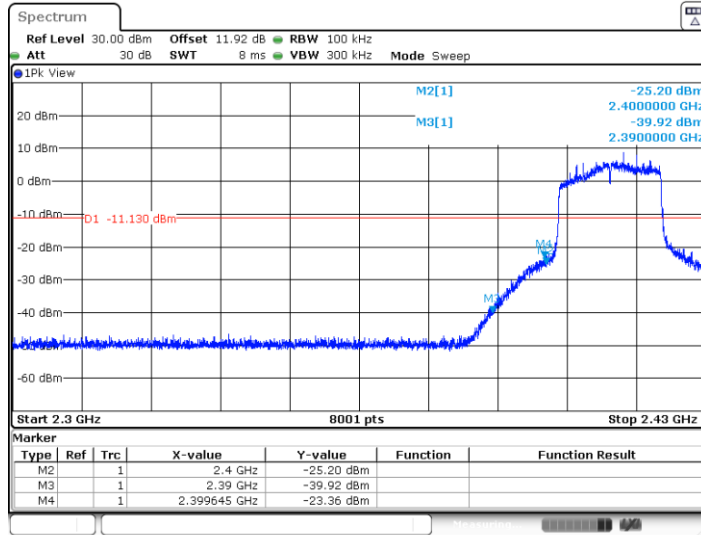




11AX20MIMO\_Ant6\_Low\_2412

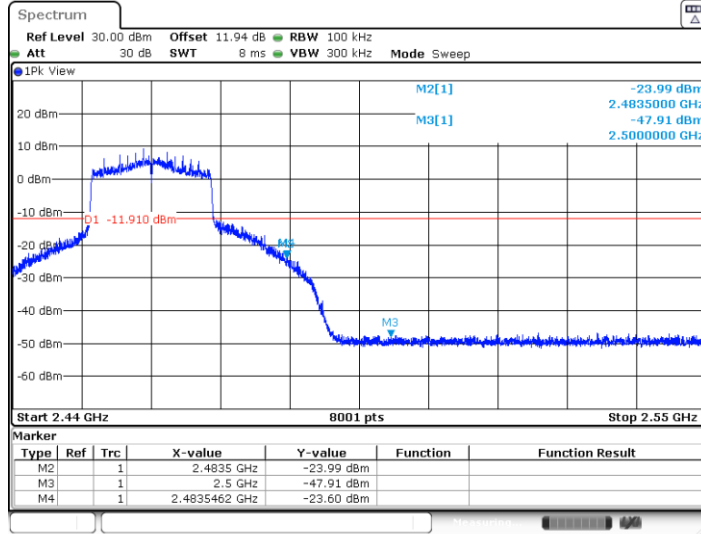


11AX20MIMO\_Ant8\_Low\_2412



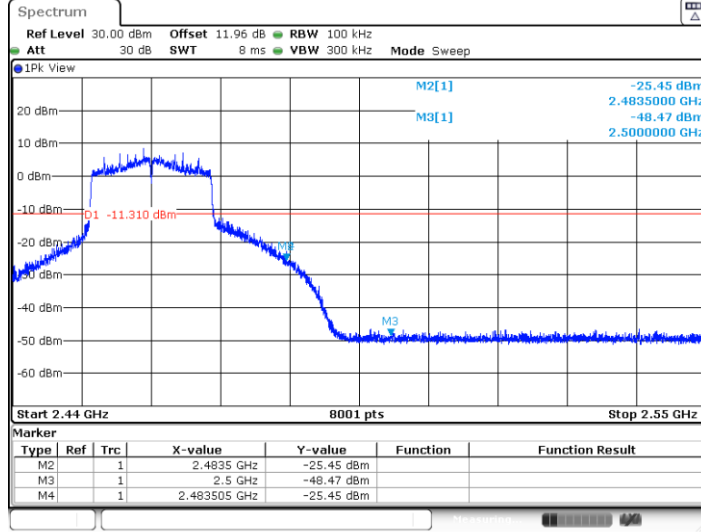


11AX20MIMO\_Ant6\_High\_2462

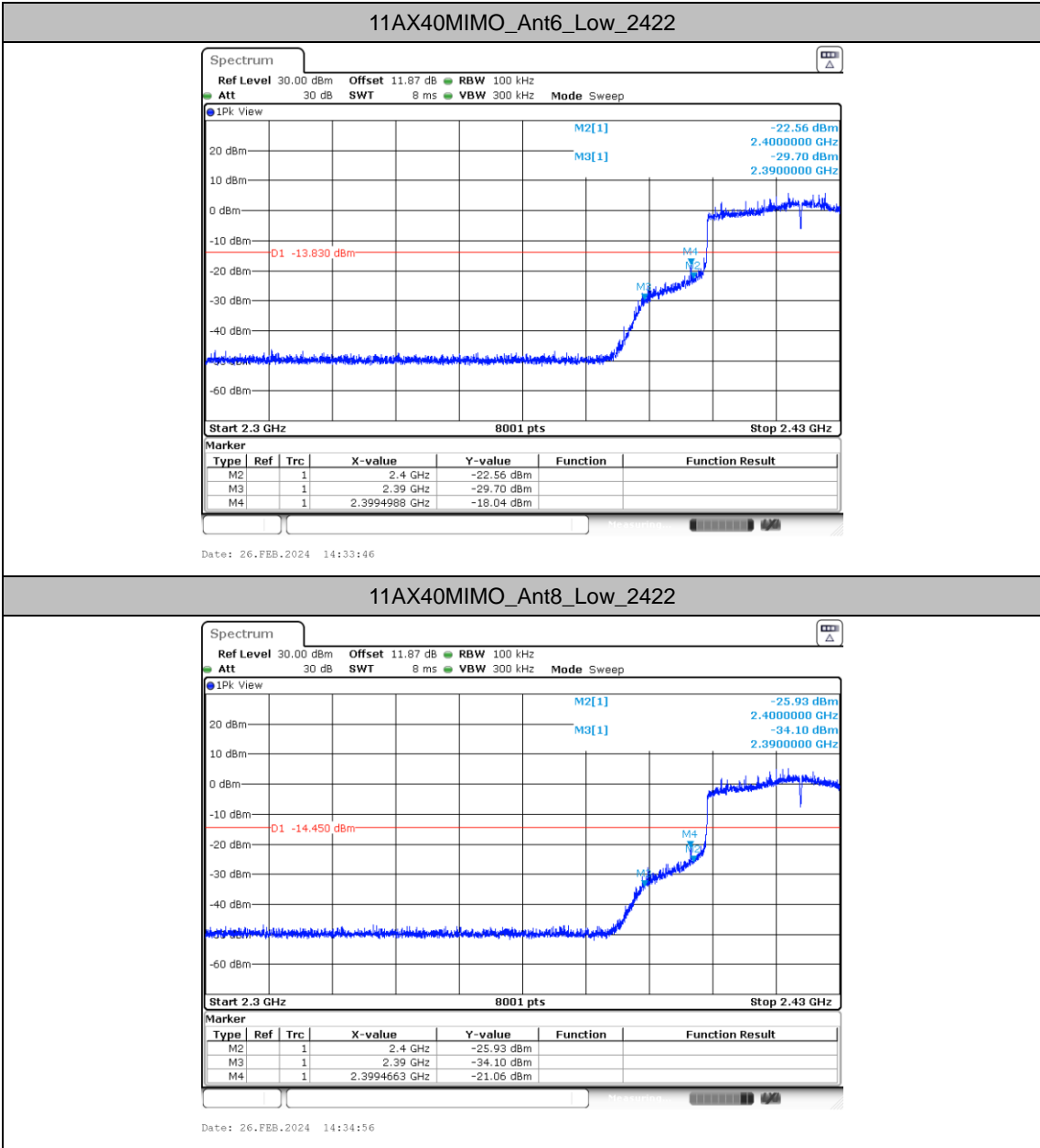


Date: 26.FEB.2024 14:29:56

11AX20MIMO\_Ant8\_High\_2462

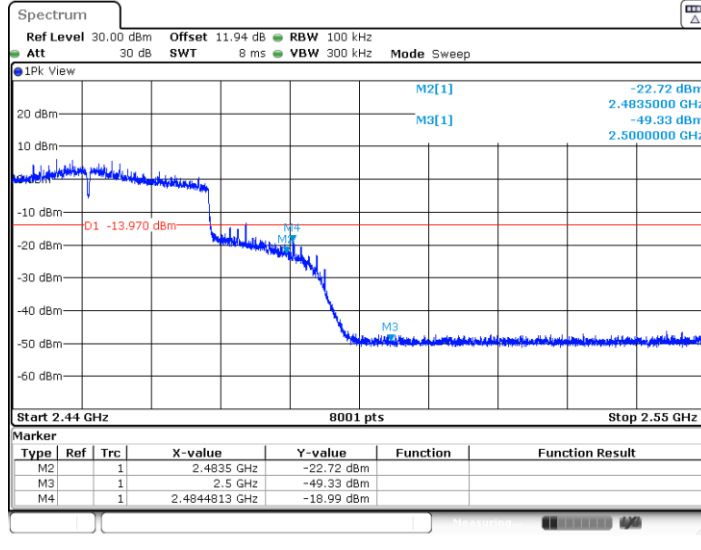


Date: 26.FEB.2024 14:31:08

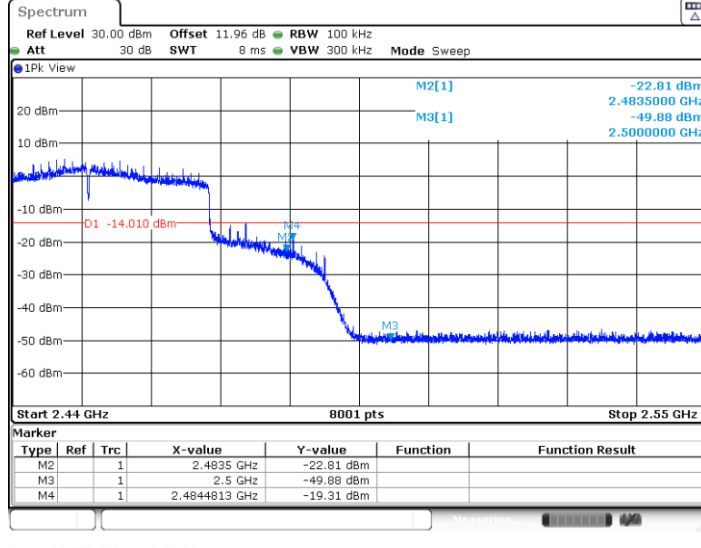




11AX40MIMO\_Ant6\_High\_2452



11AX40MIMO\_Ant8\_High\_2452





## Conducted Spurious Emission

### Test Result

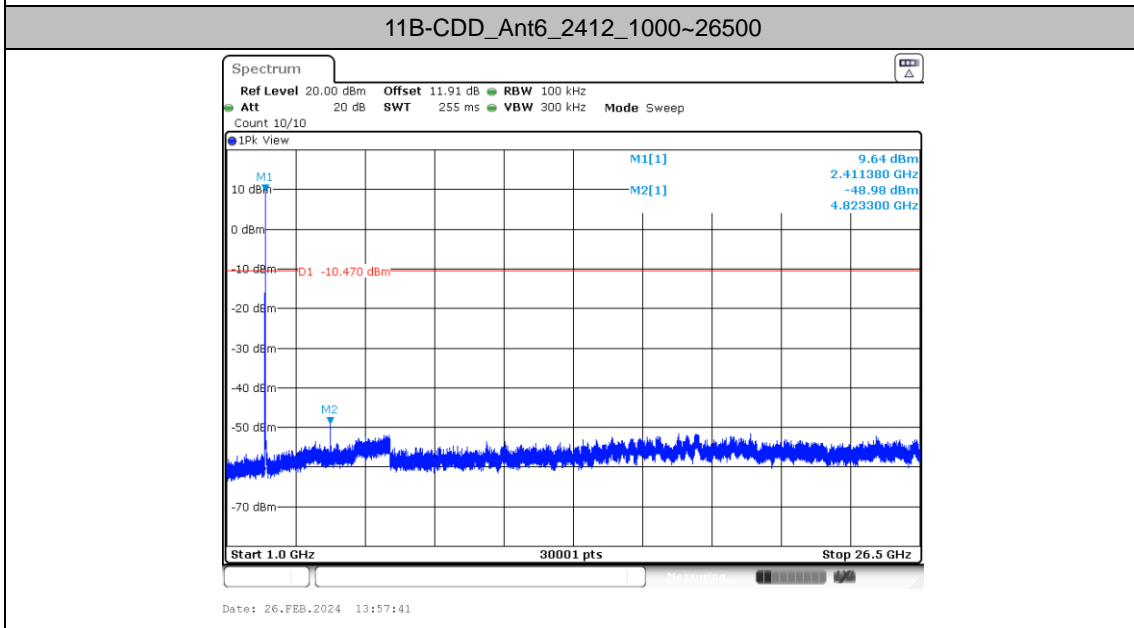
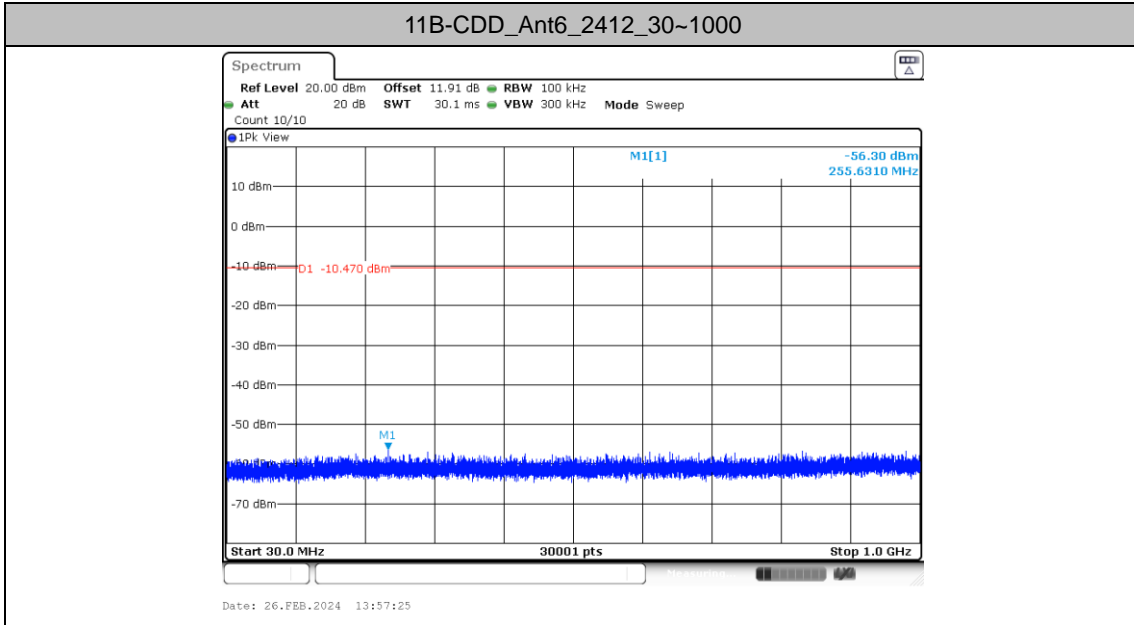
TestMode	Antenna	Freq(MHz)	FreqRange [Mhz]	RefLevel [dBm/100KHz]	Result [dBm/100KHz]	Limit [dBm/100KHz]	Verdict
11B-CDD	Ant6	2412	30~1000	9.53	-56.3	≤-10.47	PASS
			1000~26500	9.53	-48.98	≤-10.47	PASS
	Ant8	2412	30~1000	9.57	-56.57	≤-10.43	PASS
			1000~26500	9.57	-51.49	≤-10.43	PASS
	Ant6	2437	30~1000	9.41	-55.99	≤-10.59	PASS
			1000~26500	9.41	-49.23	≤-10.59	PASS
	Ant8	2437	30~1000	9.30	-55.97	≤-10.7	PASS
			1000~26500	9.30	-50.89	≤-10.7	PASS
	Ant6	2462	30~1000	10.68	-55.47	≤-9.32	PASS
			1000~26500	10.68	-46.92	≤-9.32	PASS
	Ant8	2462	30~1000	9.33	-56.15	≤-10.67	PASS
			1000~26500	9.33	-50.7	≤-10.67	PASS
11G-CDD	Ant6	2412	30~1000	9.15	-55.82	≤-10.85	PASS
			1000~26500	9.15	-50.82	≤-10.85	PASS
	Ant8	2412	30~1000	8.68	-55.82	≤-11.32	PASS
			1000~26500	8.68	-50.99	≤-11.32	PASS
	Ant6	2437	30~1000	8.77	-55.34	≤-11.23	PASS
			1000~26500	8.77	-51.05	≤-11.23	PASS
	Ant8	2437	30~1000	8.02	-55.72	≤-11.98	PASS
			1000~26500	8.02	-51.23	≤-11.98	PASS
	Ant6	2462	30~1000	9.18	-56.1	≤-10.82	PASS
			1000~26500	9.18	-49.58	≤-10.82	PASS
	Ant8	2462	30~1000	8.38	-56.59	≤-11.62	PASS
			1000~26500	8.38	-50.44	≤-11.62	PASS
11AX20MIMO	Ant6	2412	30~1000	9.12	-56.05	≤-10.88	PASS
			1000~26500	9.12	-51.1	≤-10.88	PASS
	Ant8	2412	30~1000	8.87	-56.45	≤-11.13	PASS
			1000~26500	8.87	-51.33	≤-11.13	PASS
	Ant6	2437	30~1000	8.62	-56.12	≤-11.38	PASS
			1000~26500	8.62	-50.46	≤-11.38	PASS
	Ant8	2437	30~1000	6.77	-56.51	≤-13.23	PASS
			1000~26500	6.77	-50.76	≤-13.23	PASS
	Ant6	2462	30~1000	8.09	-56.19	≤-11.91	PASS
			1000~26500	8.09	-50.96	≤-11.91	PASS



	Ant8	2462	30~1000	8.69	-55.86	≤-11.31	PASS
			1000~26500	8.69	-51.03	≤-11.31	PASS
11AX40MIMO	Ant6	2422	30~1000	6.17	-56.32	≤-13.83	PASS
			1000~26500	6.17	-51.19	≤-13.83	PASS
	Ant8	2422	30~1000	5.55	-56.11	≤-14.45	PASS
			1000~26500	5.55	-51.01	≤-14.45	PASS
	Ant6	2437	30~1000	5.74	-55.1	≤-14.26	PASS
			1000~26500	5.74	-51.23	≤-14.26	PASS
	Ant8	2437	30~1000	5.56	-56.19	≤-14.44	PASS
			1000~26500	5.56	-50.71	≤-14.44	PASS
	Ant6	2452	30~1000	6.03	-56.19	≤-13.97	PASS
			1000~26500	6.03	-51.16	≤-13.97	PASS
	Ant8	2452	30~1000	5.99	-55.83	≤-14.01	PASS
			1000~26500	5.99	-51	≤-14.01	PASS

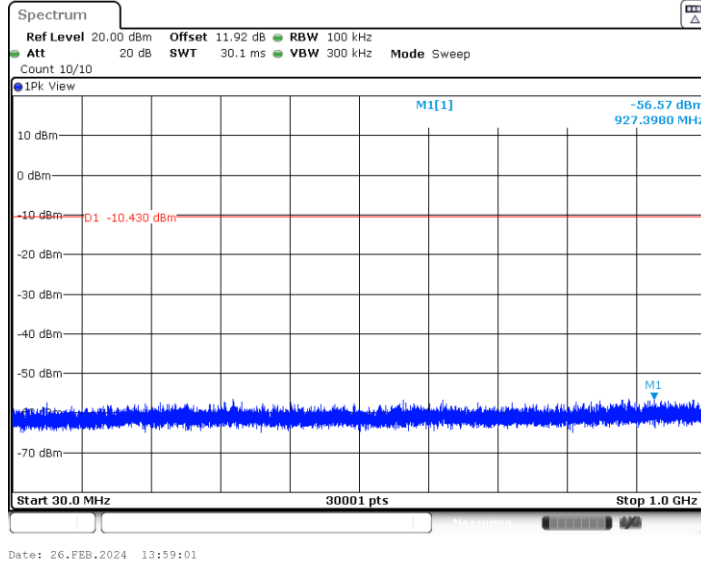


### Test Graphs

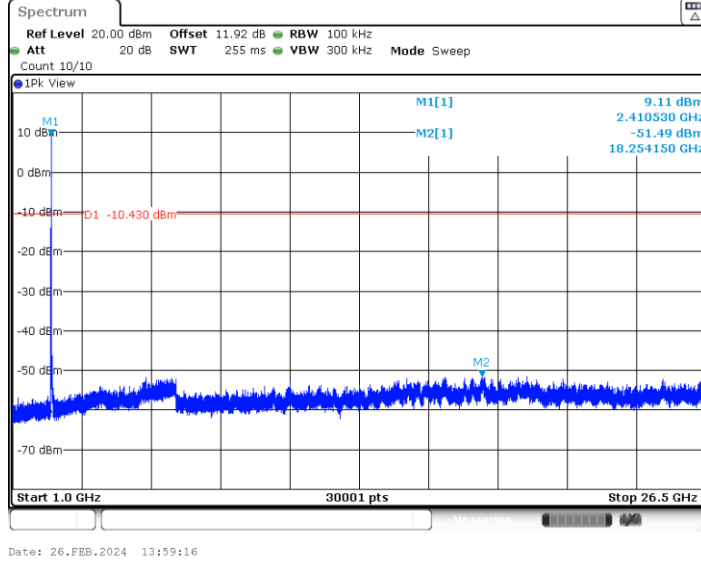




11B-CDD\_Ant8\_2412\_30~1000



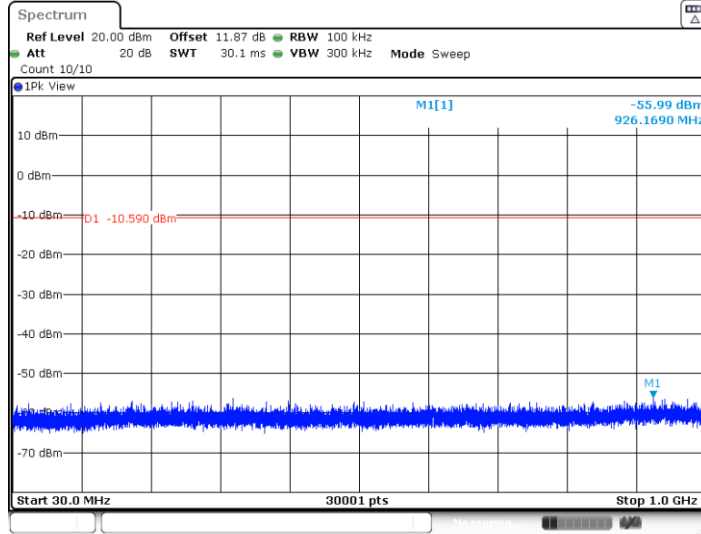
11B-CDD\_Ant8\_2412\_1000~26500





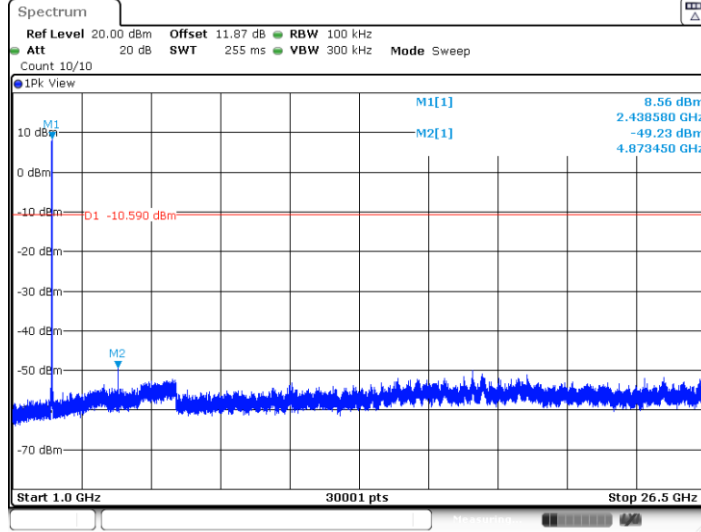


11B-CDD\_Ant6\_2437\_30~1000



Date: 26.FEB.2024 14:02:20

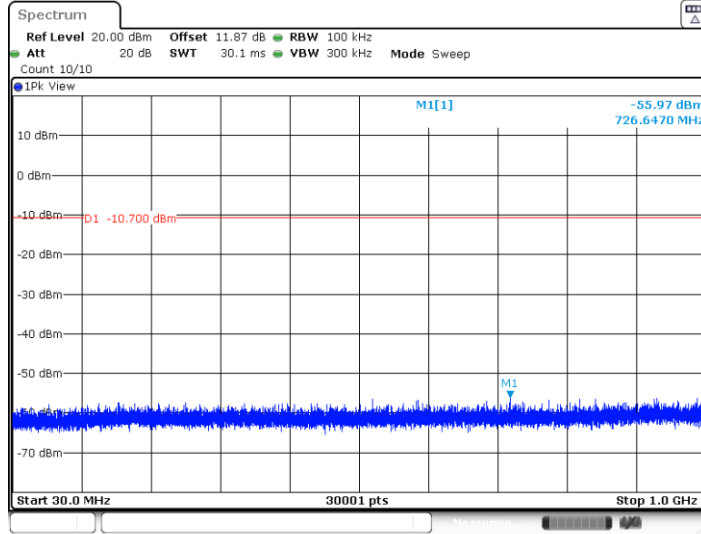
11B-CDD\_Ant6\_2437\_1000~26500



Date: 26.FEB.2024 14:02:36

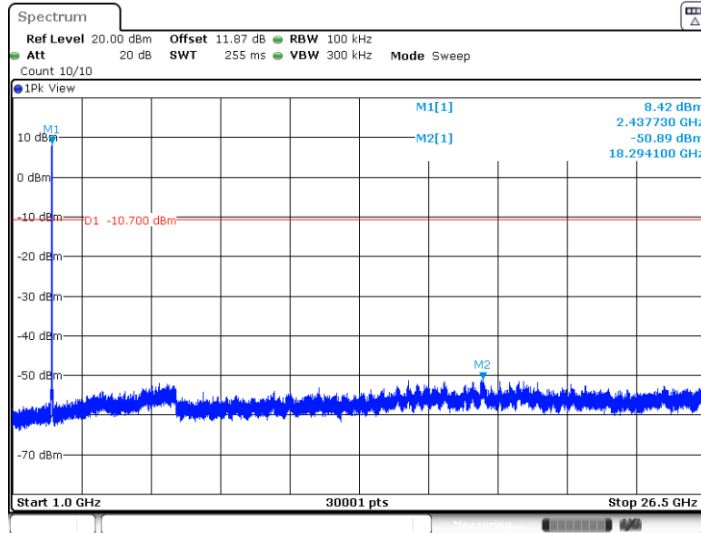


11B-CDD\_Ant8\_2437\_30~1000



Date: 26.FEB.2024 14:04:03

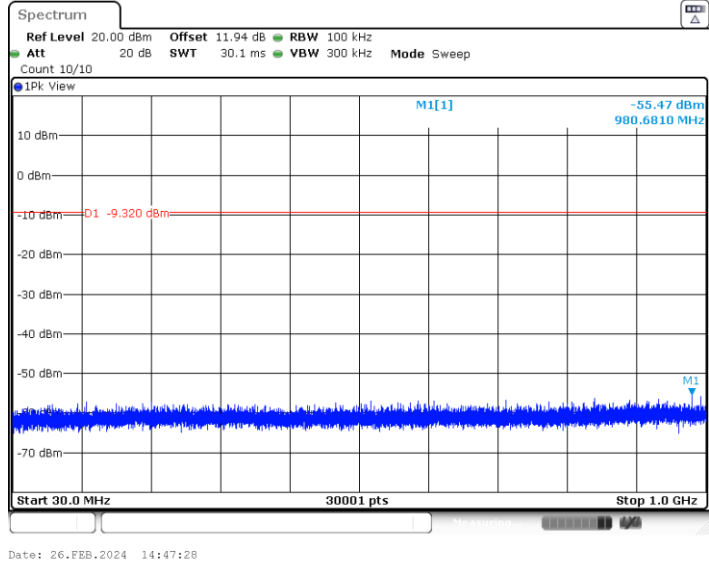
11B-CDD\_Ant8\_2437\_1000~26500



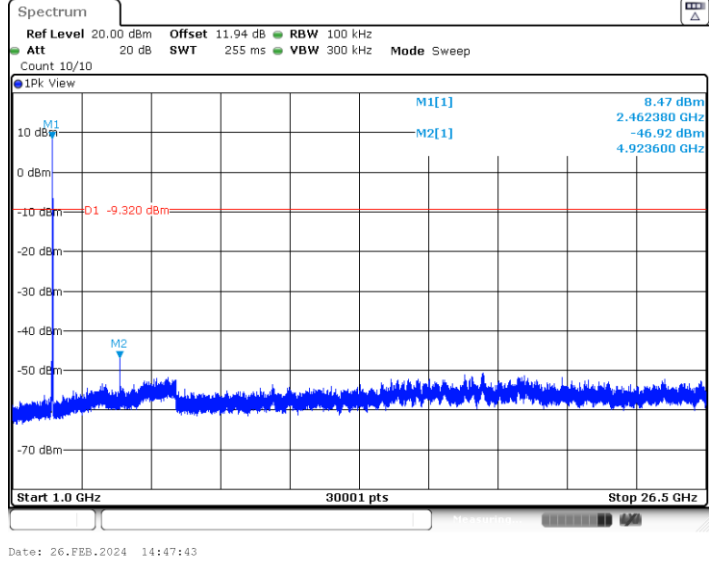
Date: 26.FEB.2024 14:04:19



11B-CDD\_Ant6\_2462\_30~1000

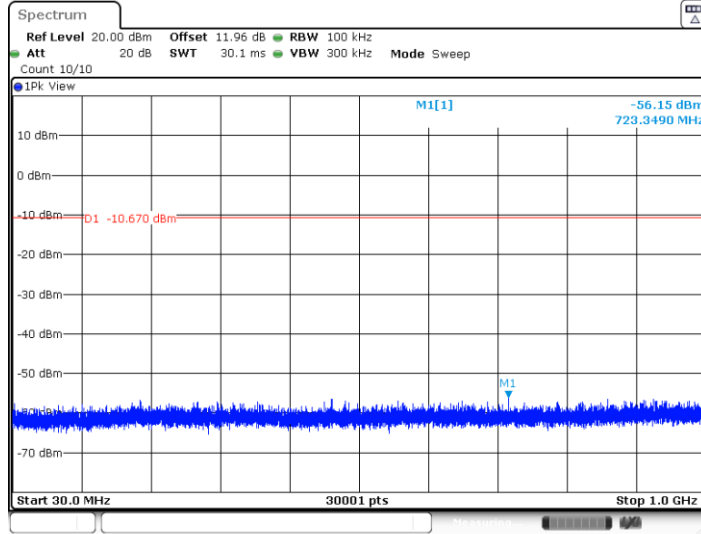


11B-CDD\_Ant6\_2462\_1000~26500

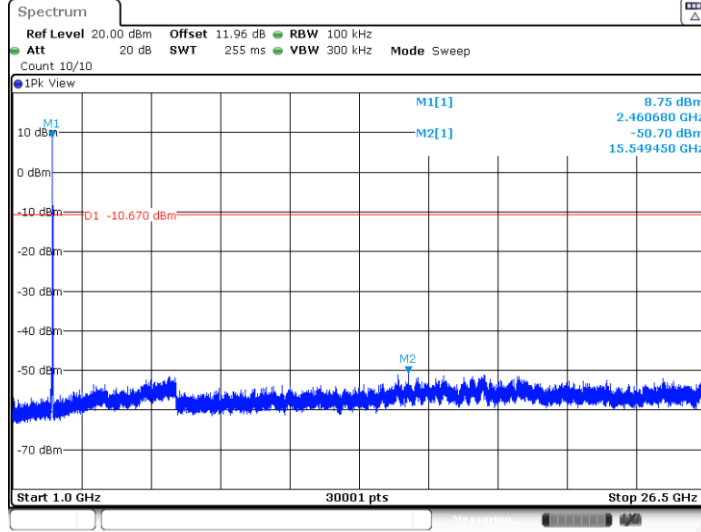




11B-CDD\_Ant8\_2462\_30~1000

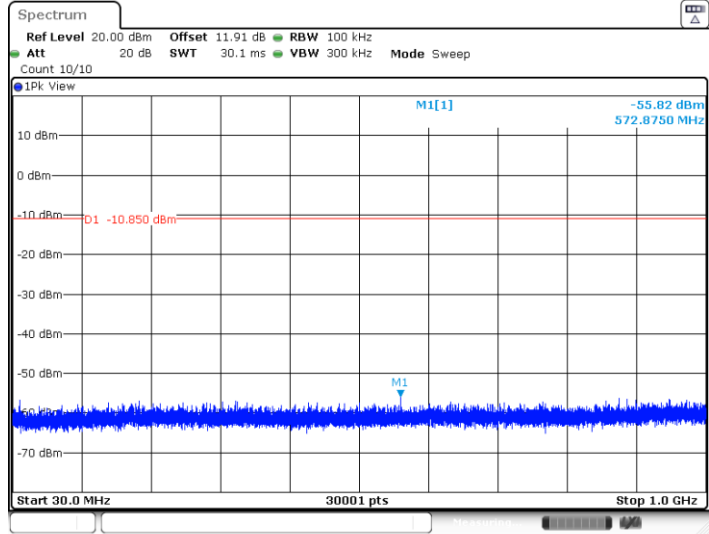


11B-CDD\_Ant8\_2462\_1000~26500

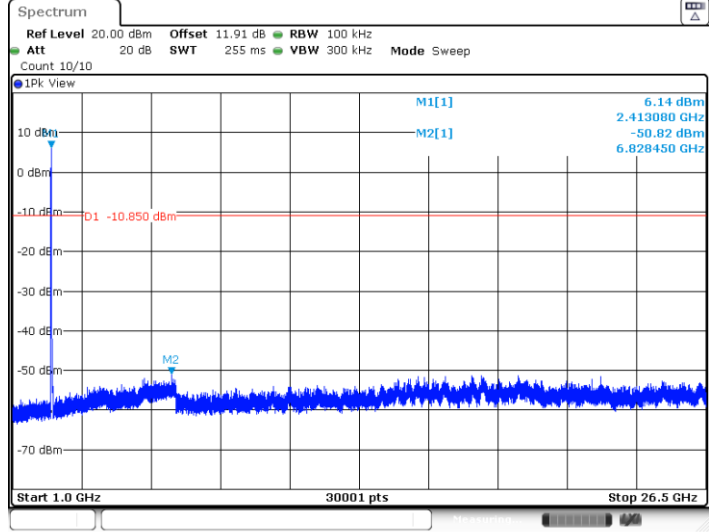




11G-CDD\_Ant6\_2412\_30~1000

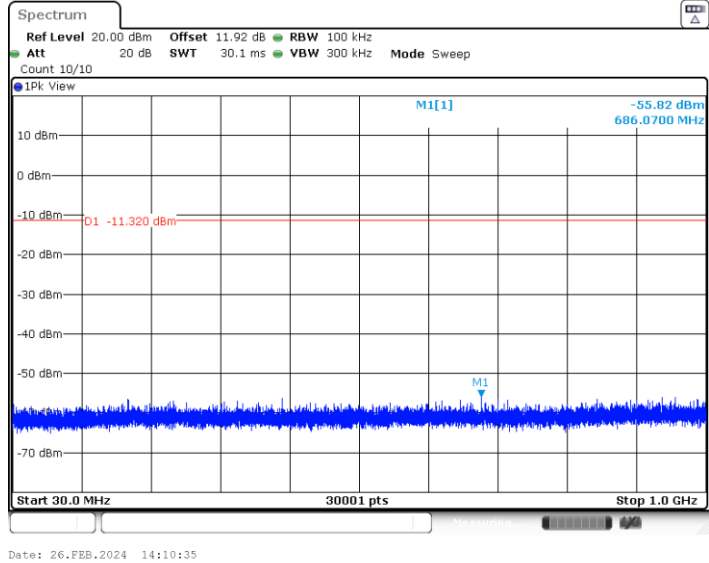


11G-CDD\_Ant6\_2412\_1000~26500



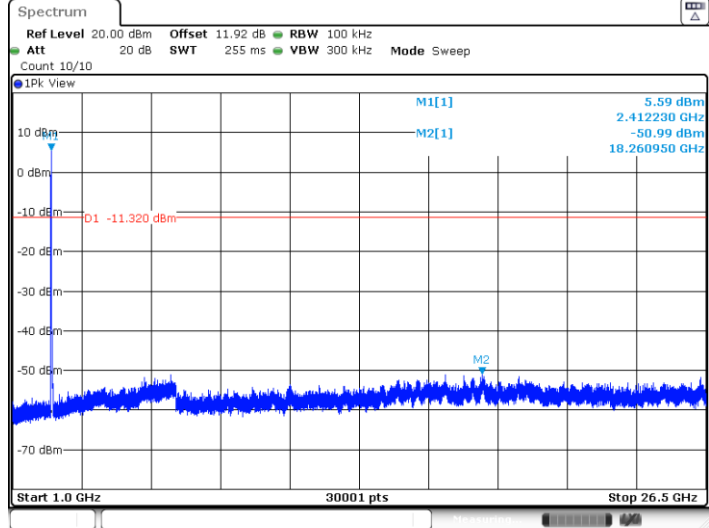


11G-CDD\_Ant8\_2412\_30~1000



Date: 26.FEB.2024 14:10:35

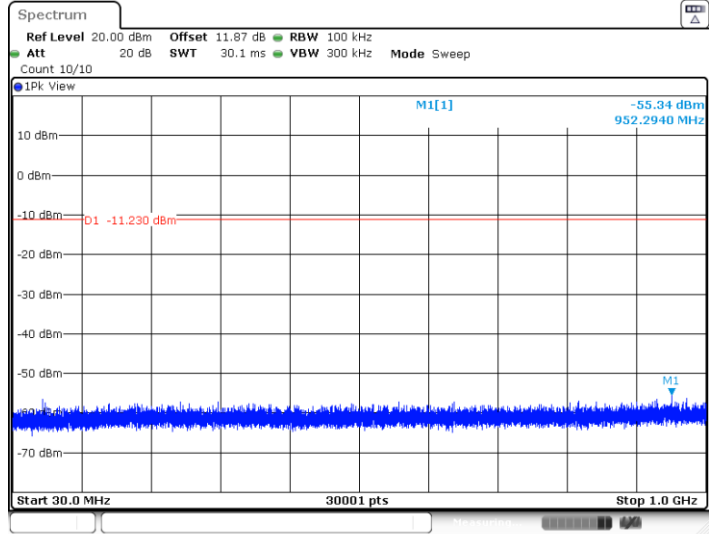
11G-CDD\_Ant8\_2412\_1000~26500



Date: 26.FEB.2024 14:10:51

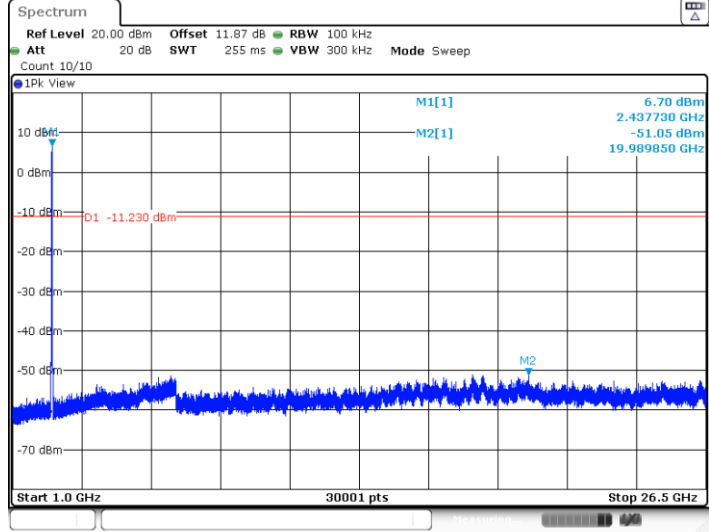


11G-CDD\_Ant6\_2437\_30~1000



Date: 26.FEB.2024 14:11:54

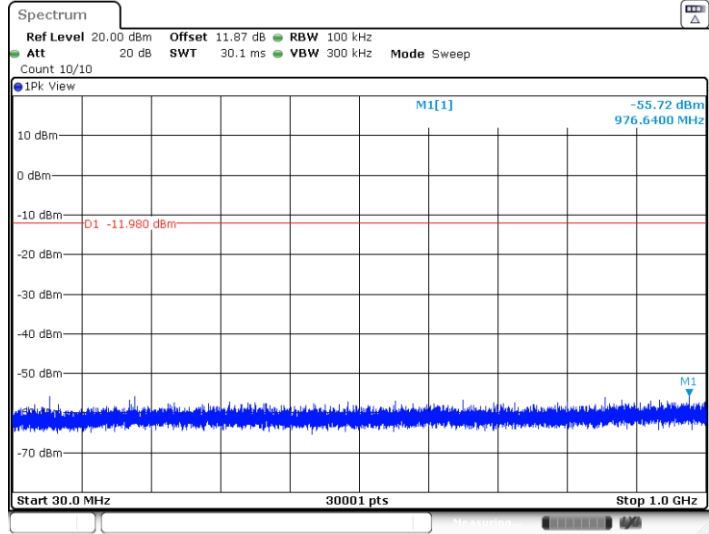
11G-CDD\_Ant6\_2437\_1000~26500



Date: 26.FEB.2024 14:12:10

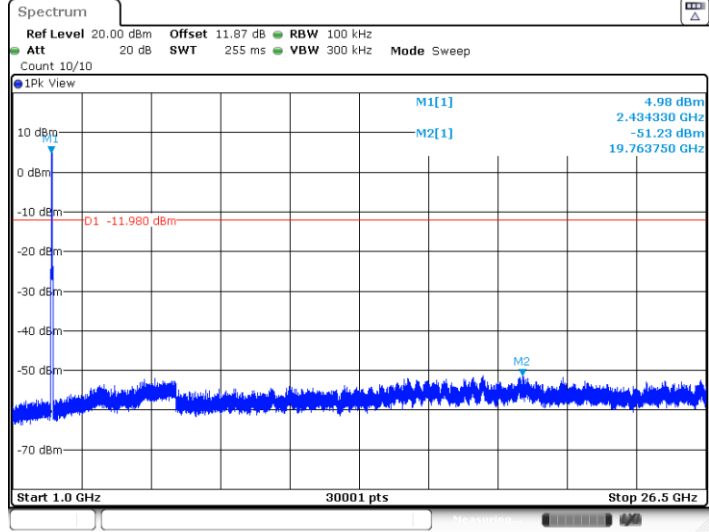


11G-CDD\_Ant8\_2437\_30~1000



Date: 26.FEB.2024 14:12:51

11G-CDD\_Ant8\_2437\_1000~26500

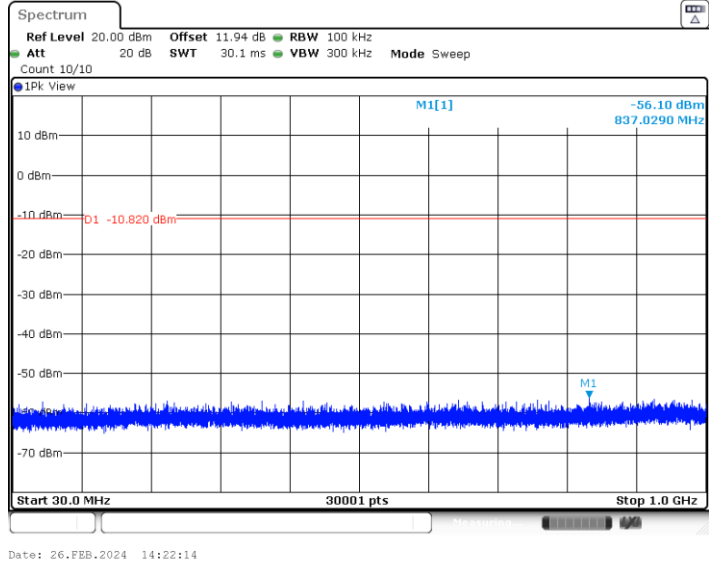


Date: 26.FEB.2024 14:13:07

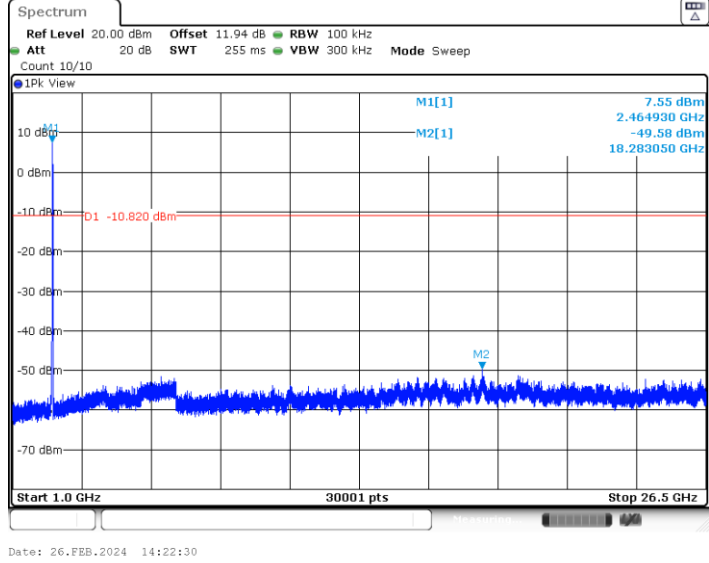




11G-CDD\_Ant6\_2462\_30~1000

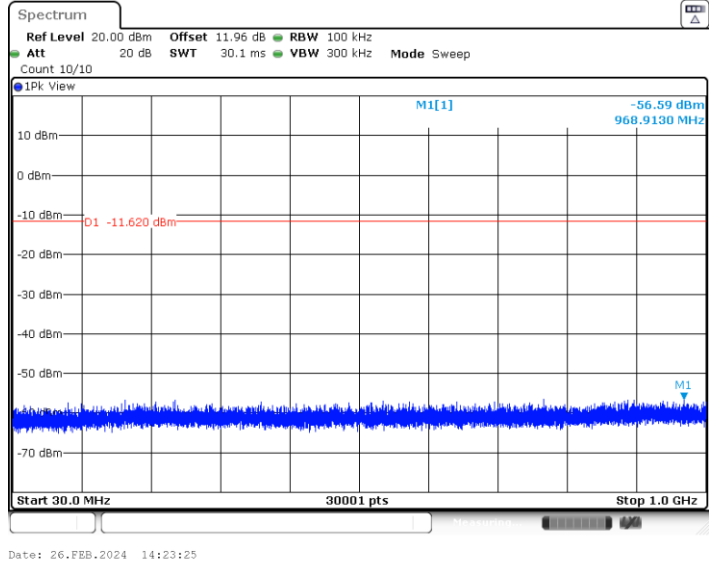


11G-CDD\_Ant6\_2462\_1000~26500

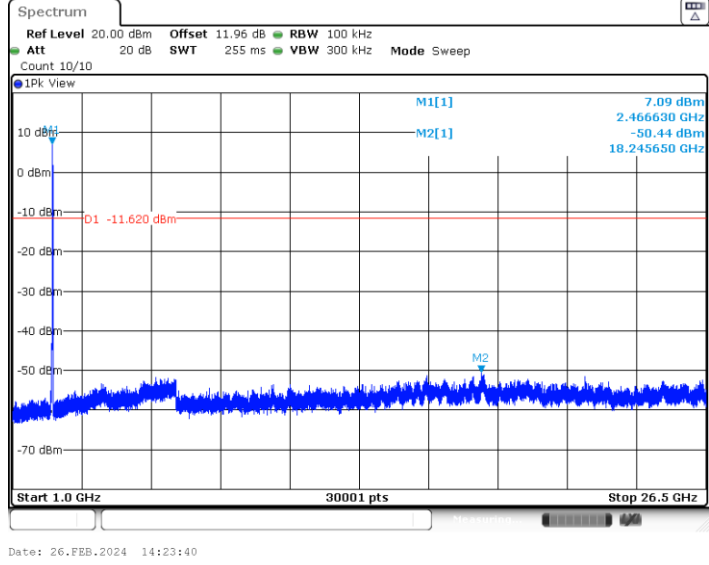




11G-CDD\_Ant8\_2462\_30~1000

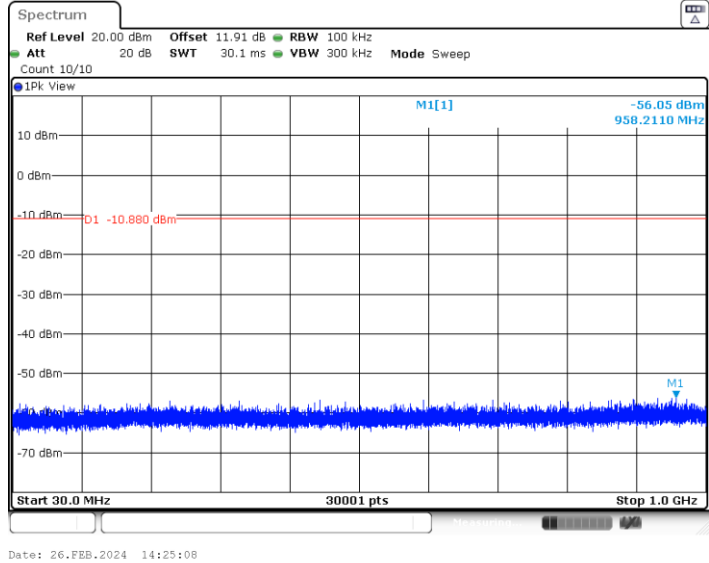


11G-CDD\_Ant8\_2462\_1000~26500

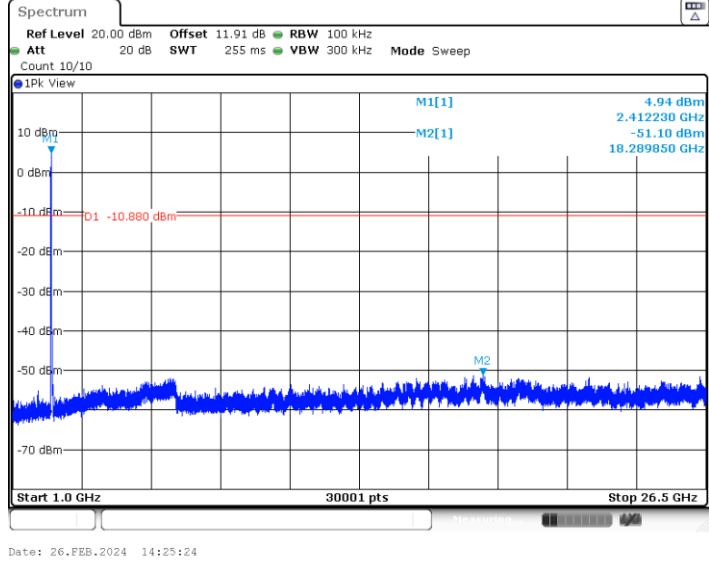




11AX20MIMO\_Ant6\_2412\_30~1000

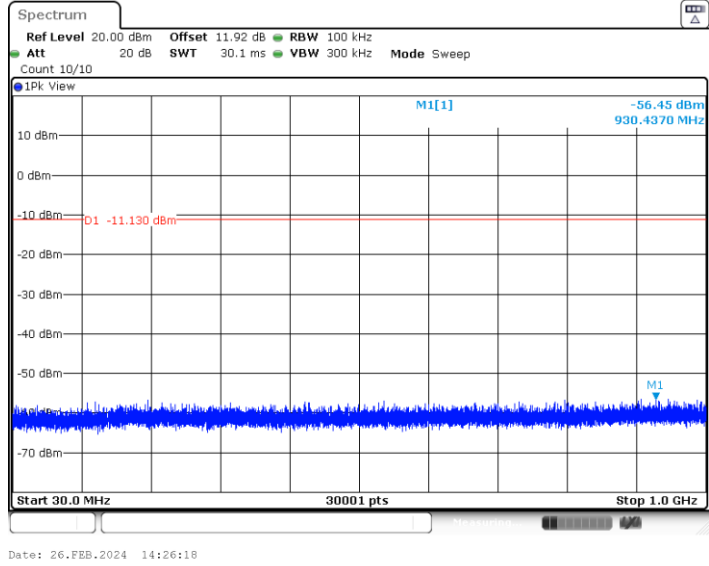


11AX20MIMO\_Ant6\_2412\_1000~26500

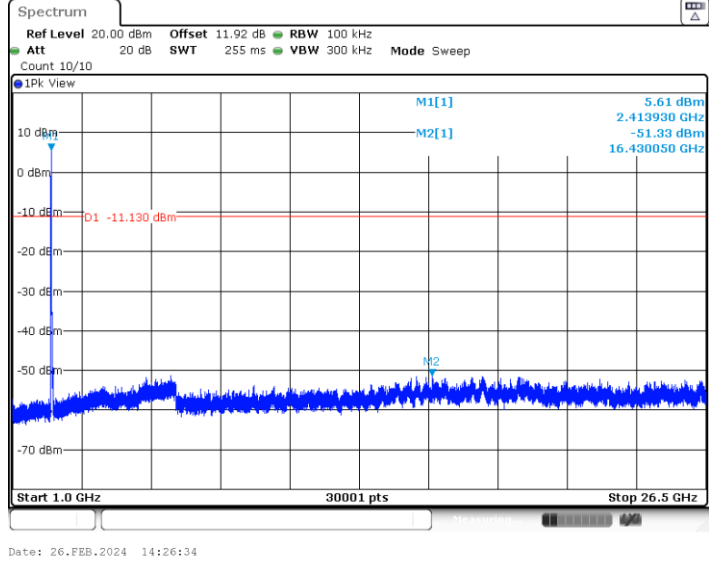




11AX20MIMO\_Ant8\_2412\_30~1000

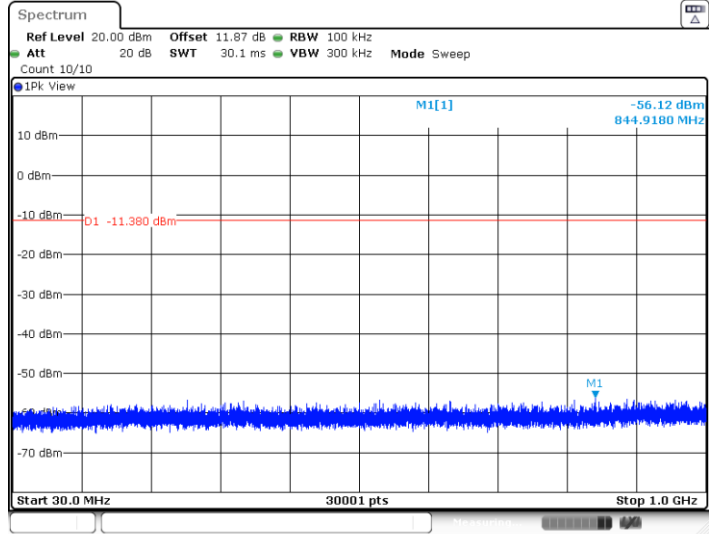


11AX20MIMO\_Ant8\_2412\_1000~26500

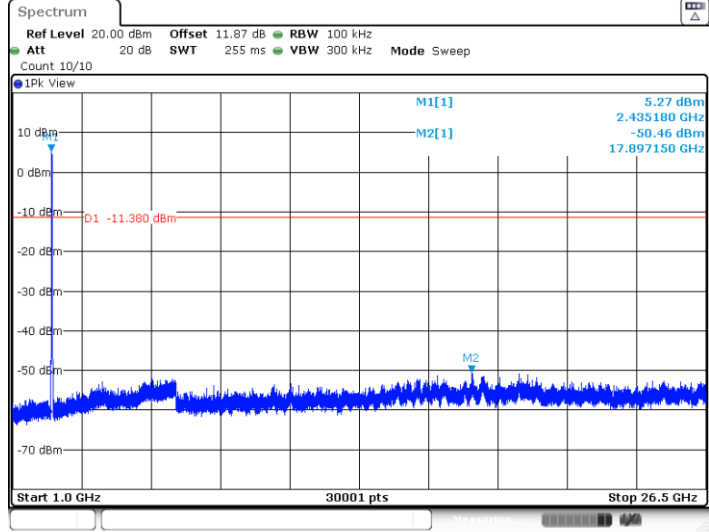




11AX20MIMO\_Ant6\_2437\_30~1000

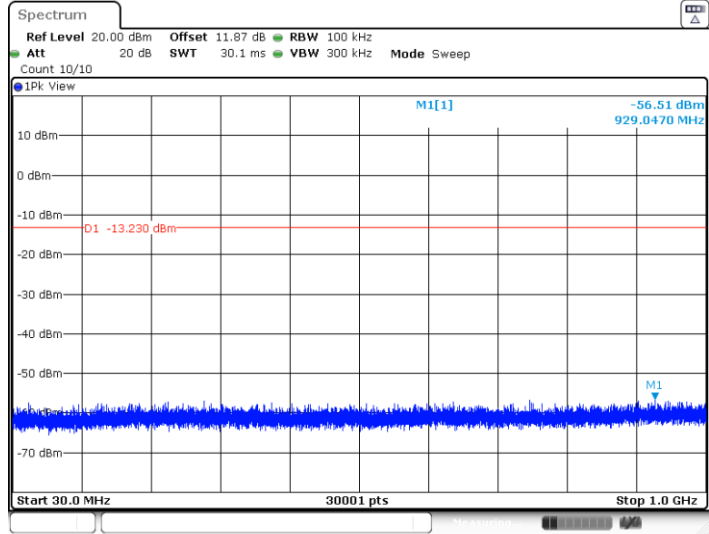


11AX20MIMO\_Ant6\_2437\_1000~26500

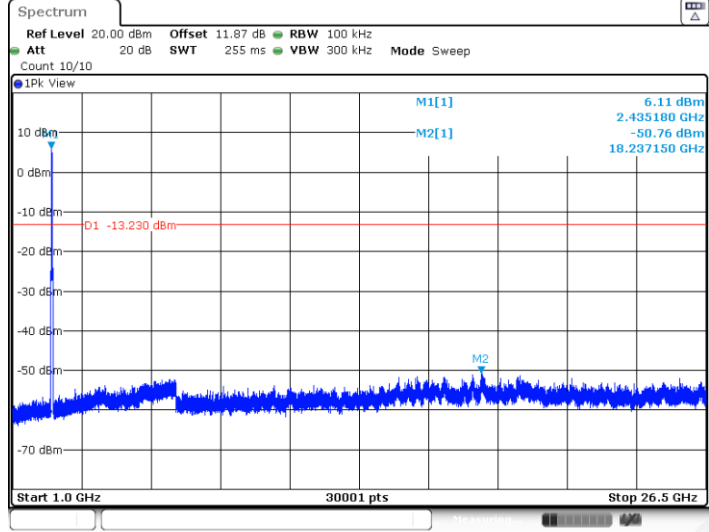




11AX20MIMO\_Ant8\_2437\_30~1000

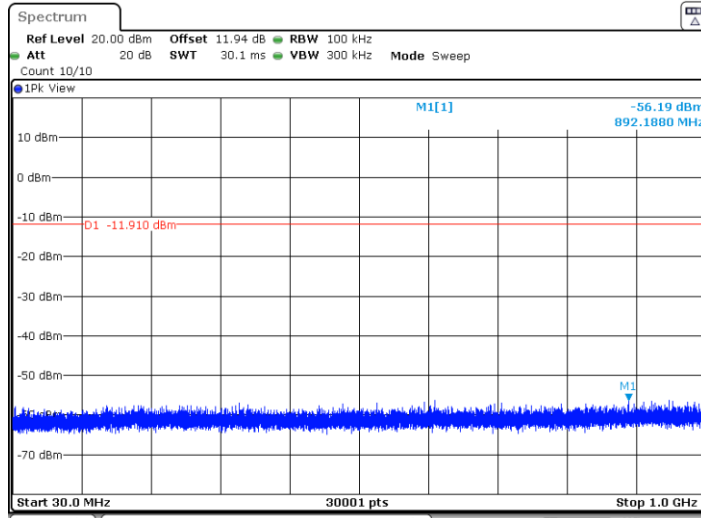


11AX20MIMO\_Ant8\_2437\_1000~26500



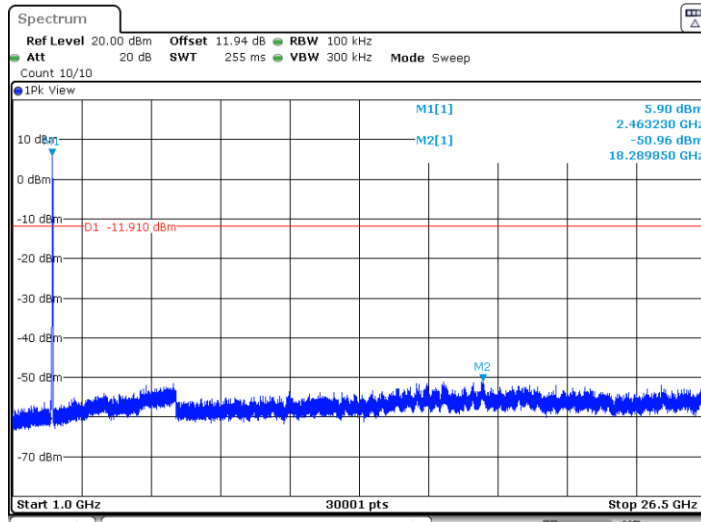


11AX20MIMO\_Ant6\_2462\_30~1000



Date: 26.FEB.2024 14:30:04

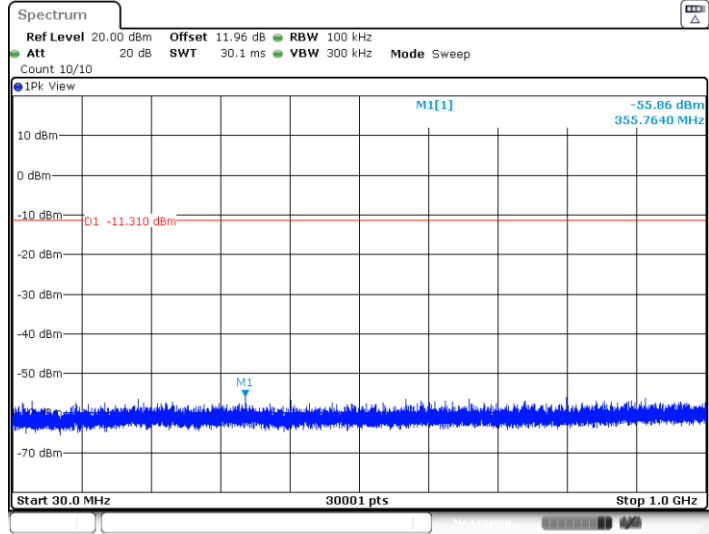
11AX20MIMO\_Ant6\_2462\_1000~26500



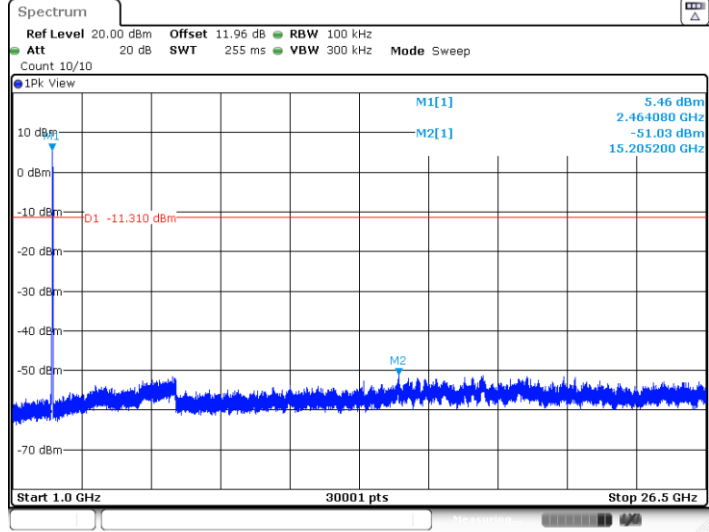
Date: 26.FEB.2024 14:30:20



11AX20MIMO\_Ant8\_2462\_30~1000



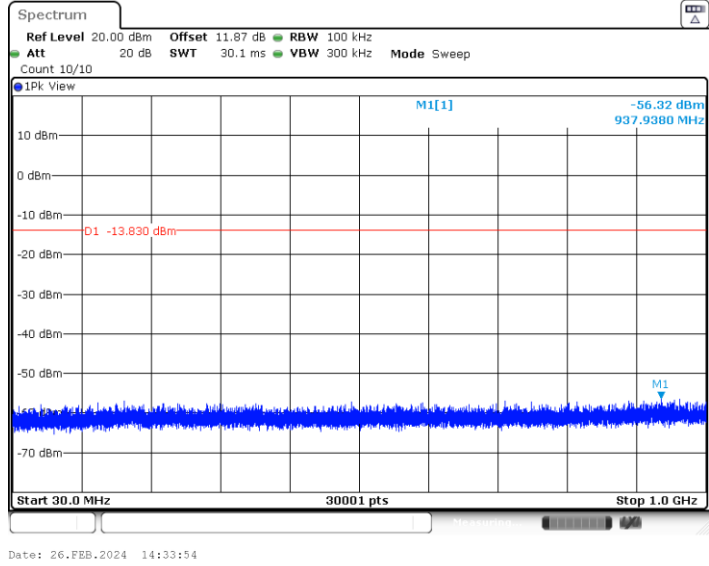
11AX20MIMO\_Ant8\_2462\_1000~26500



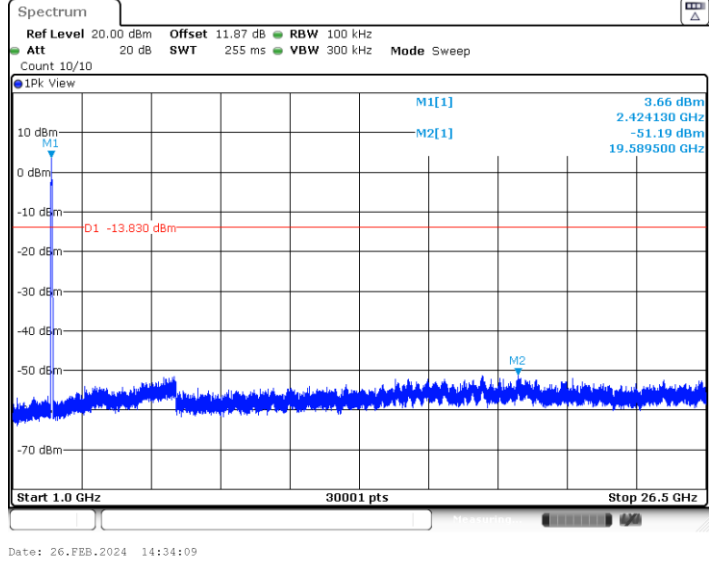




11AX40MIMO\_Ant6\_2422\_30~1000

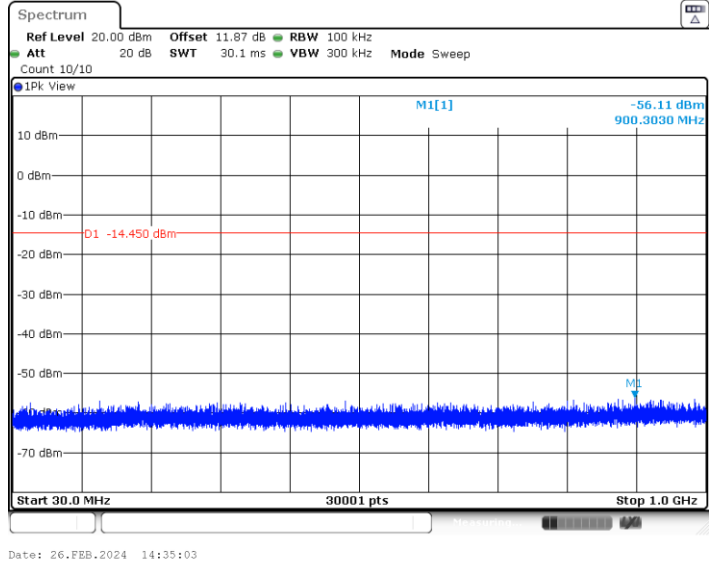


11AX40MIMO\_Ant6\_2422\_1000~26500

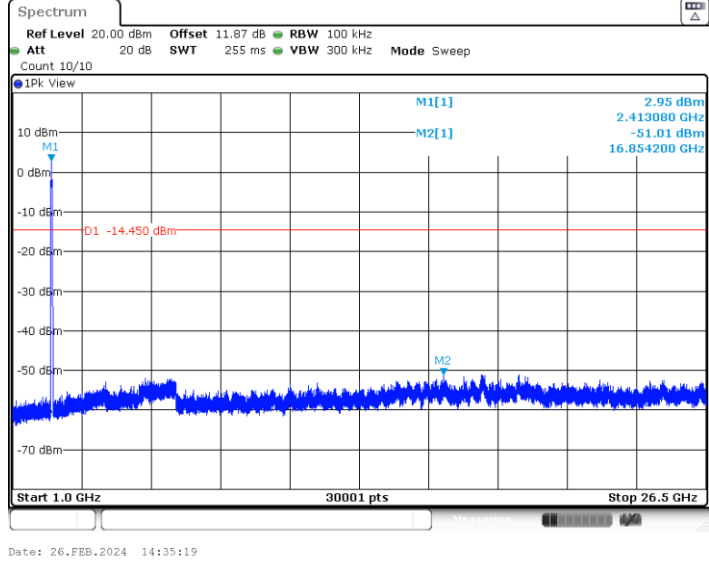




11AX40MIMO\_Ant8\_2422\_30~1000

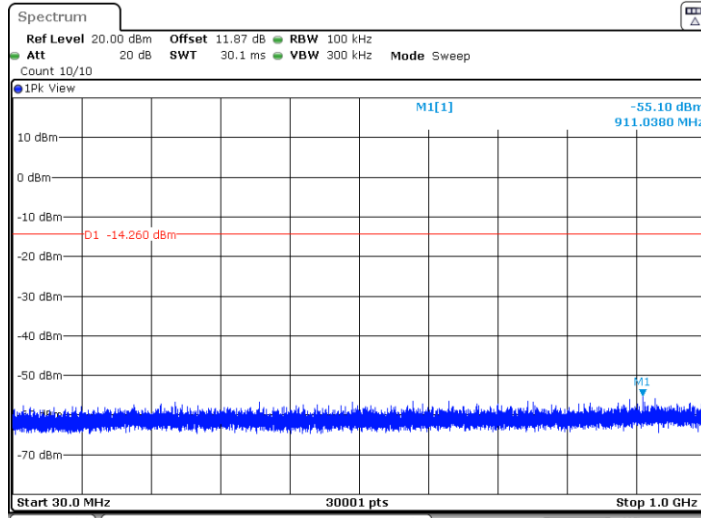


11AX40MIMO\_Ant8\_2422\_1000~26500



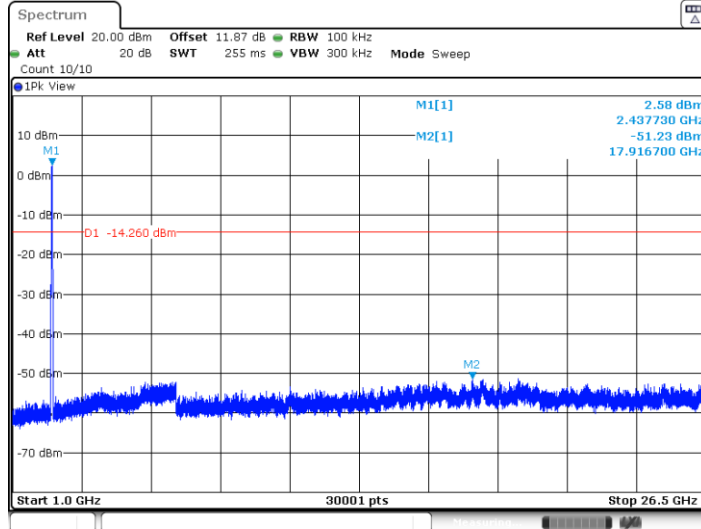


11AX40MIMO\_Ant6\_2437\_30~1000



Date: 26.FEB.2024 14:36:30

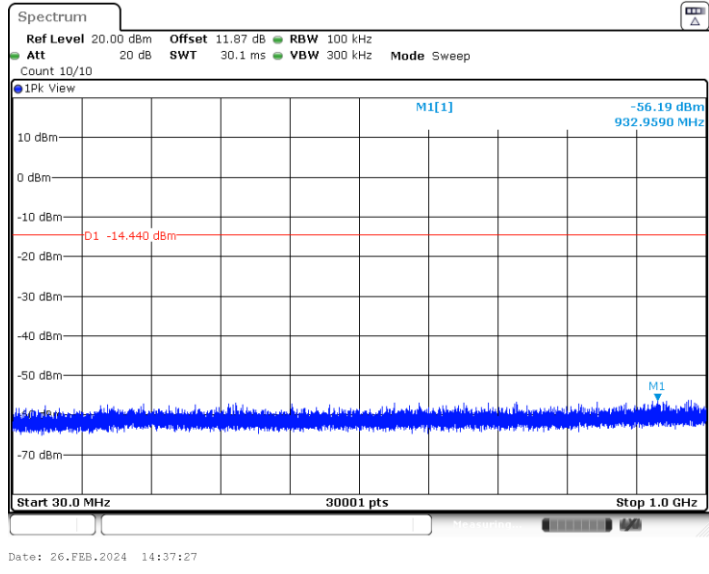
11AX40MIMO\_Ant6\_2437\_1000~26500



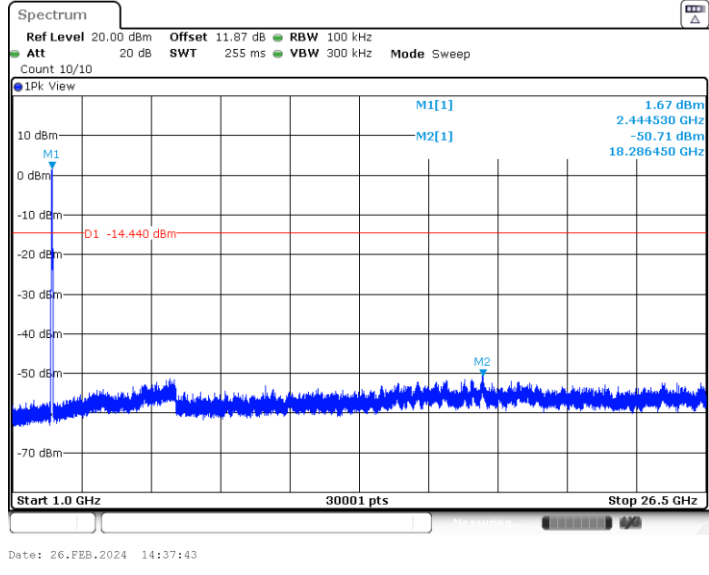
Date: 26.FEB.2024 14:36:46



11AX40MIMO\_Ant8\_2437\_30~1000

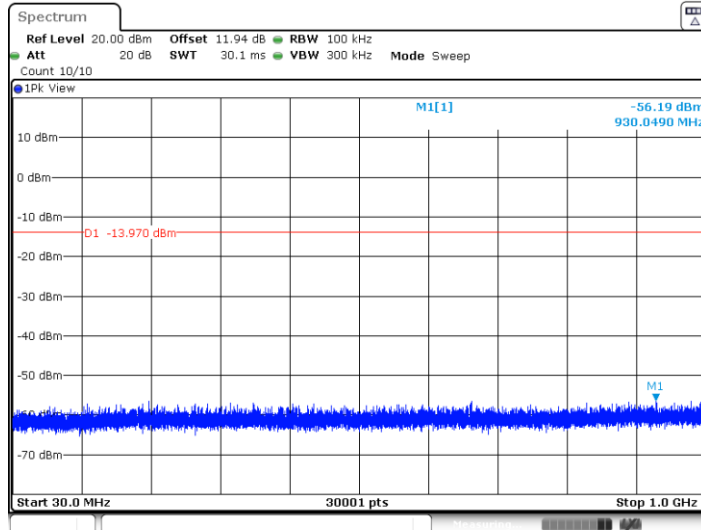


11AX40MIMO\_Ant8\_2437\_1000~26500



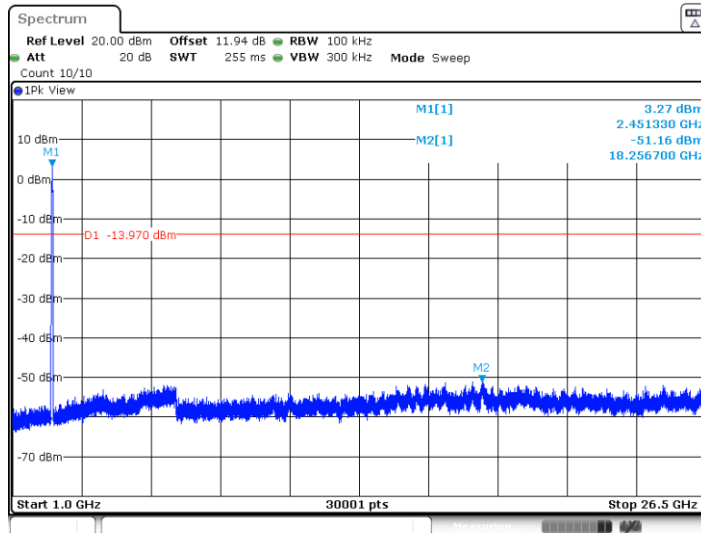


11AX40MIMO\_Ant6\_2452\_30~1000



Date: 26.FEB.2024 14:39:57

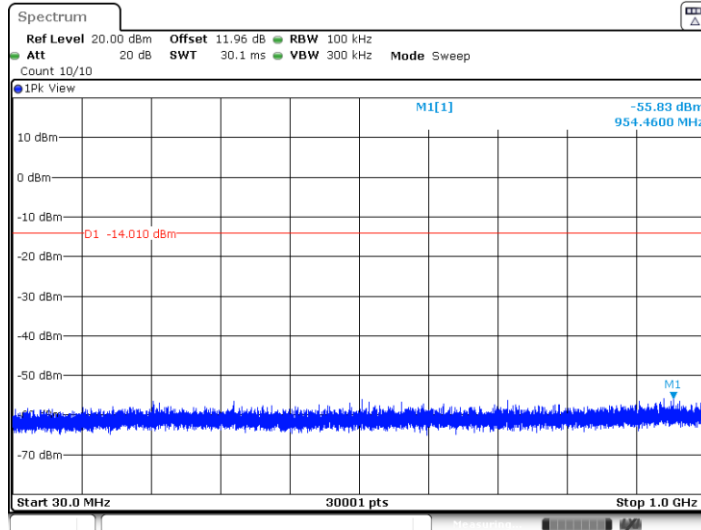
11AX40MIMO\_Ant6\_2452\_1000~26500



Date: 26.FEB.2024 14:40:13

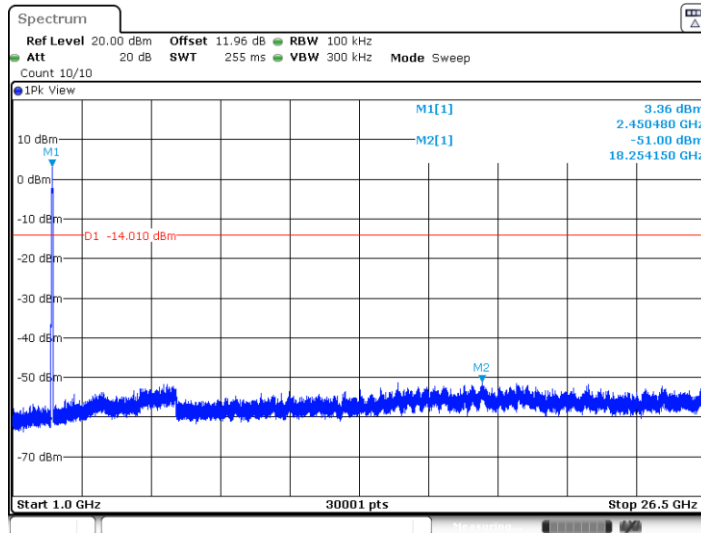


11AX40MIMO\_Ant8\_2452\_30~1000



Date: 26.FEB.2024 14:41:07

11AX40MIMO\_Ant8\_2452\_1000~26500



Date: 26.FEB.2024 14:41:23



Partial RU

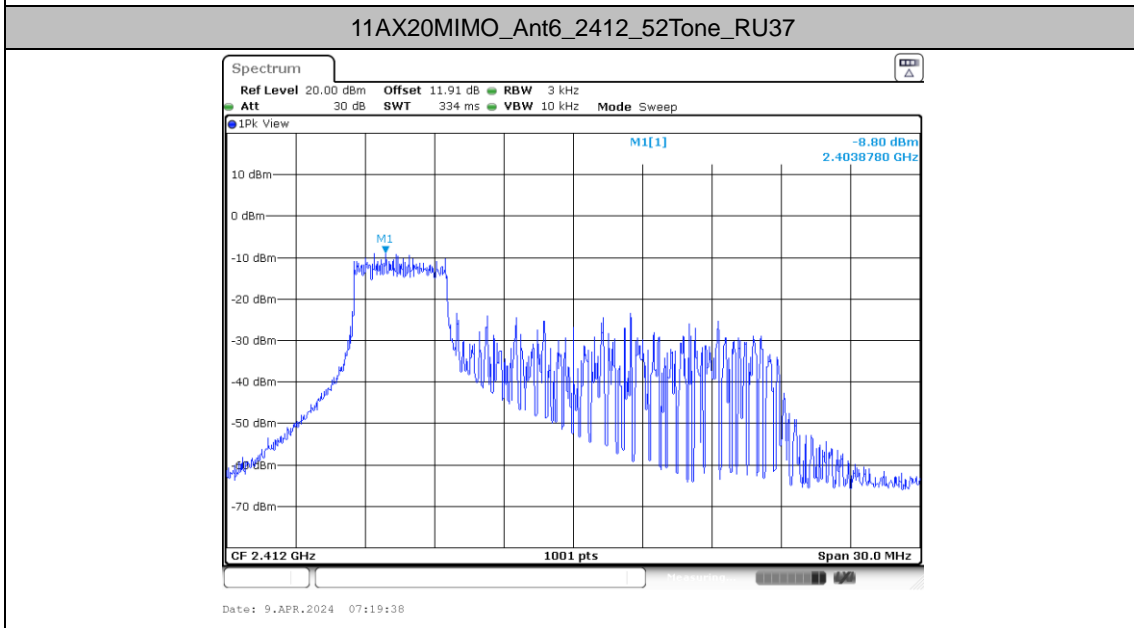
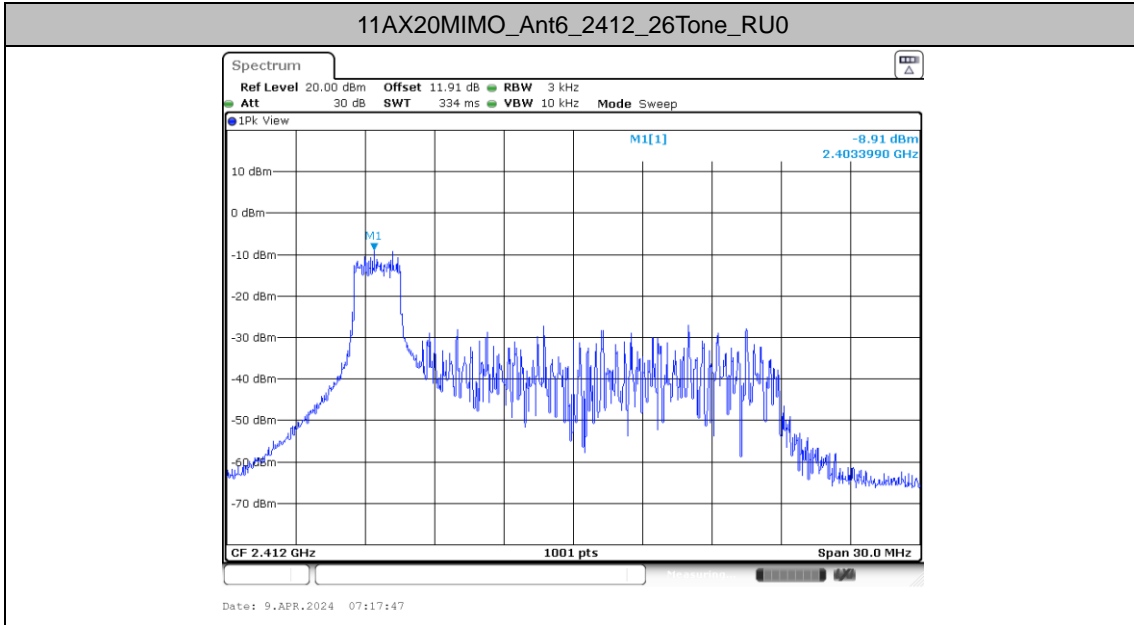
Maximum power spectral density

Test Result

TestMode	Antenna	Freq(MHz)	RuSize	RuIndex	Result [dBm/3kHz]	Limit [dBm/3kHz]	Verdict
11AX20MIMO	Ant6	2412	26Tone	RU0	-8.91	≤8.00	PASS
			52Tone	RU37	-8.8	≤8.00	PASS
			106Tone	RU53	-9.53	≤8.00	PASS
	Ant8	2412	26Tone	RU0	-10.65	≤8.00	PASS
			52Tone	RU37	-10.96	≤8.00	PASS
			106Tone	RU53	-10.16	≤8.00	PASS
	total	2412	26Tone	RU0	-6.68	≤8.00	PASS
			52Tone	RU37	-6.74	≤8.00	PASS
			106Tone	RU53	-6.82	≤8.00	PASS
	Ant6	2437	26Tone	RU0	-7.94	≤8.00	PASS
			52Tone	RU37	-8.63	≤8.00	PASS
			106Tone	RU53	-8.22	≤8.00	PASS
	Ant8	2437	26Tone	RU0	-8.07	≤8.00	PASS
			52Tone	RU37	-7.45	≤8.00	PASS
			106Tone	RU53	-8.08	≤8.00	PASS
	total	2437	26Tone	RU0	-4.99	≤8.00	PASS
			52Tone	RU37	-4.99	≤8.00	PASS
			106Tone	RU53	-5.14	≤8.00	PASS
	Ant6	2462	26Tone	RU8	-8.49	≤8.00	PASS
			52Tone	RU40	-7.94	≤8.00	PASS
			106Tone	RU54	-7.76	≤8.00	PASS
	Ant8	2462	26Tone	RU8	-8	≤8.00	PASS
			52Tone	RU40	-7.97	≤8.00	PASS
			106Tone	RU54	-8.53	≤8.00	PASS
total	2462	26Tone	RU8	-5.23	≤8.00	PASS	
		52Tone	RU40	-4.94	≤8.00	PASS	
		106Tone	RU54	-5.12	≤8.00	PASS	



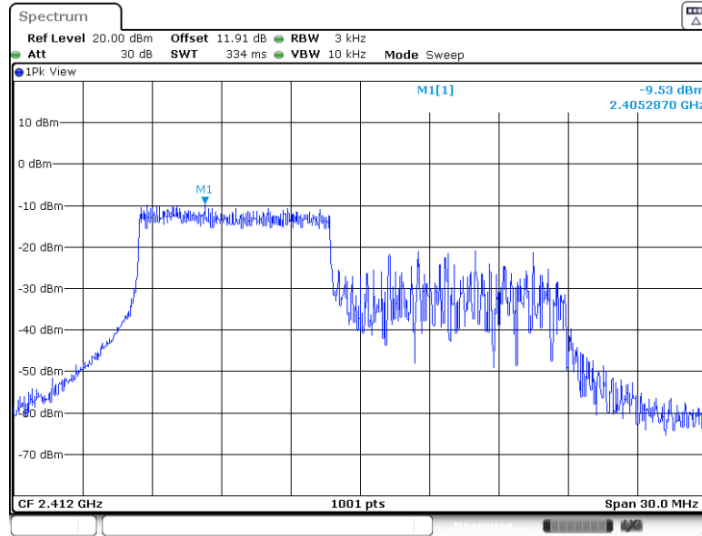
### Test Graphs



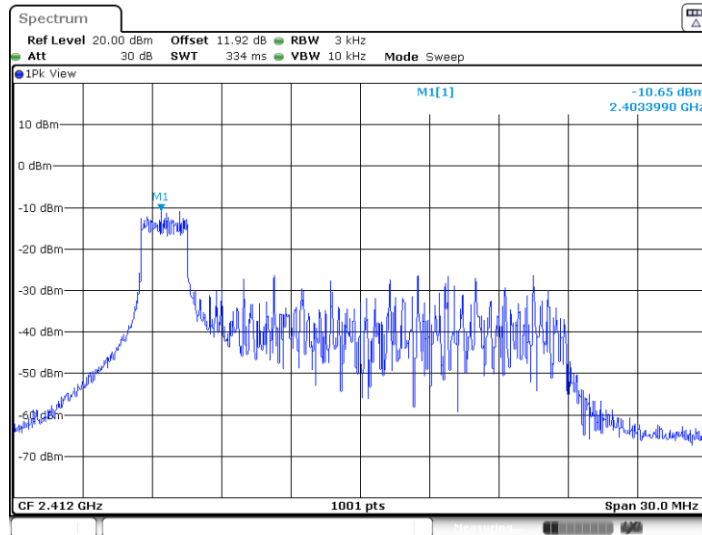


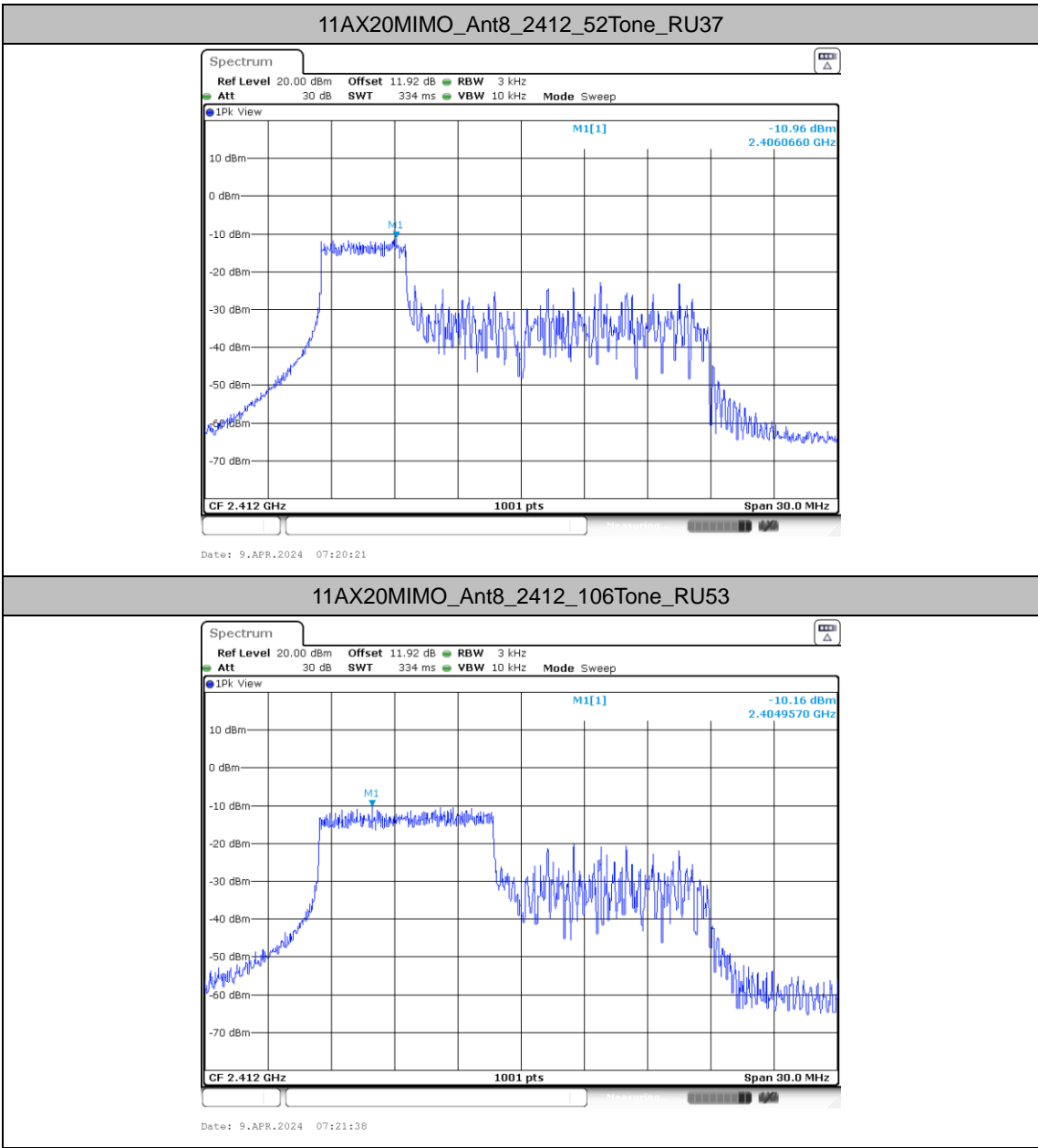


11AX20MIMO\_Ant6\_2412\_106Tone\_RU53



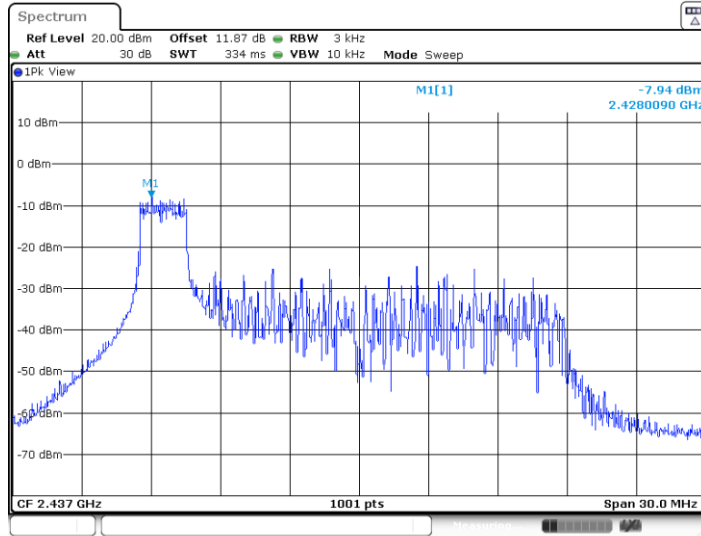
11AX20MIMO\_Ant8\_2412\_26Tone\_RU0



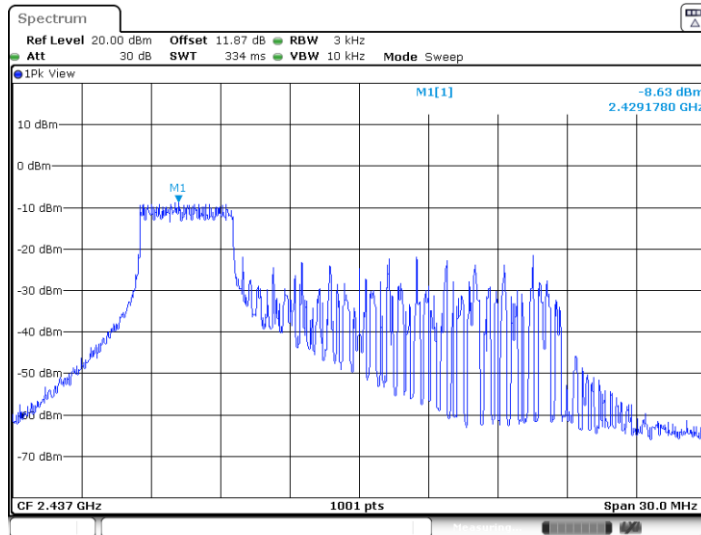




11AX20MIMO\_Ant6\_2437\_26Tone\_RU0

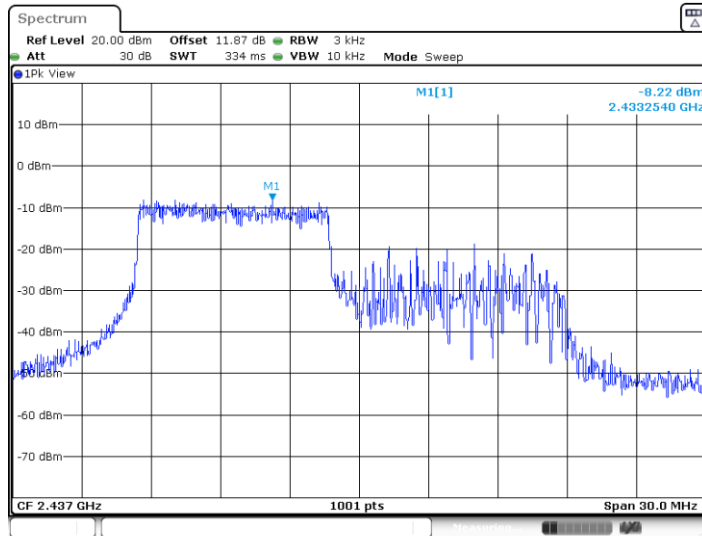


11AX20MIMO\_Ant6\_2437\_52Tone\_RU37



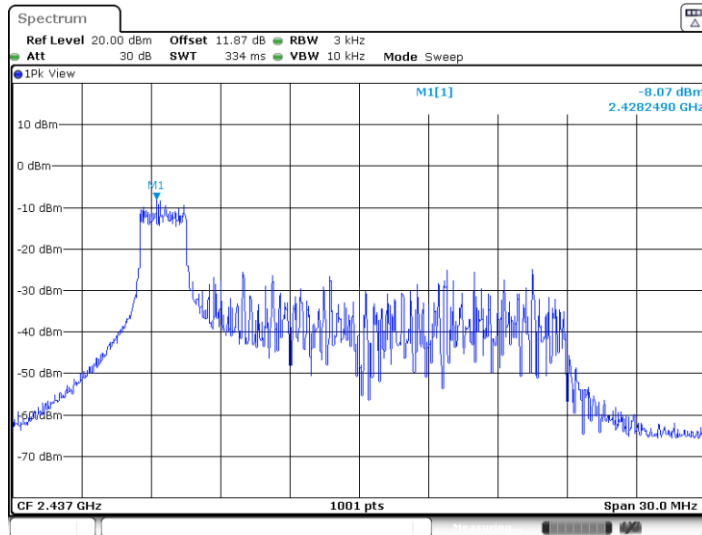


11AX20MIMO\_Ant6\_2437\_106Tone\_RU53



Date: 9.APR.2024 07:07:22

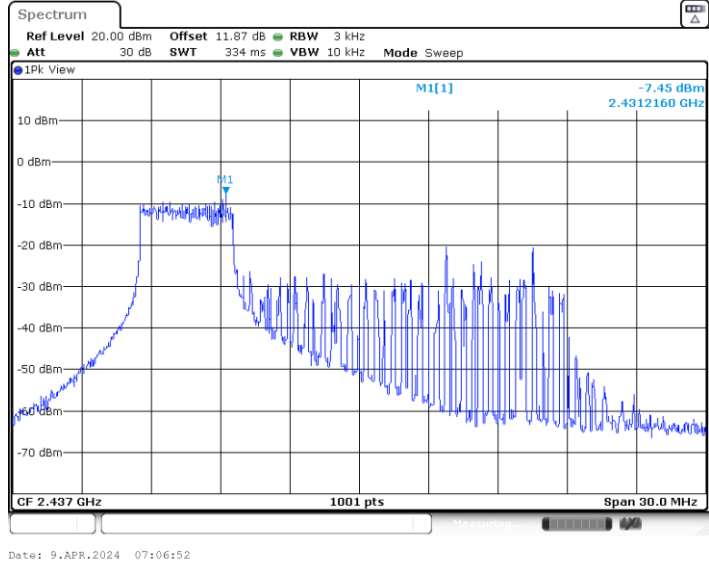
11AX20MIMO\_Ant8\_2437\_26Tone\_RU0



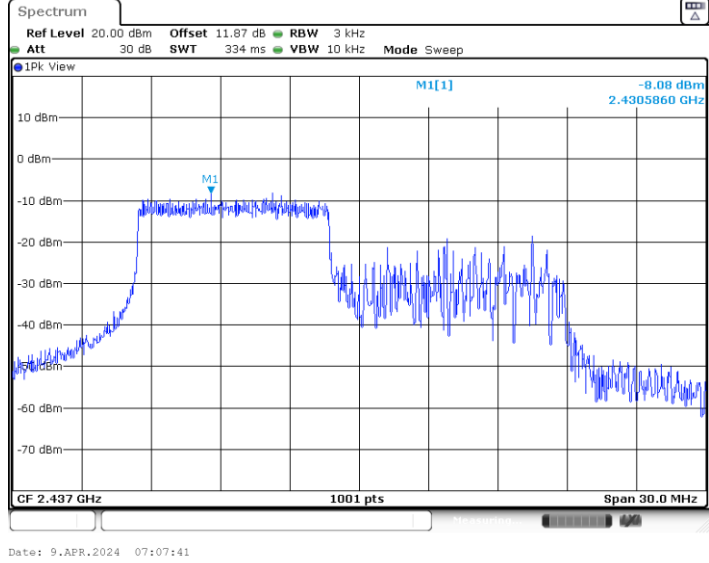
Date: 9.APR.2024 07:05:45



11AX20MIMO\_Ant8\_2437\_52Tone\_RU37

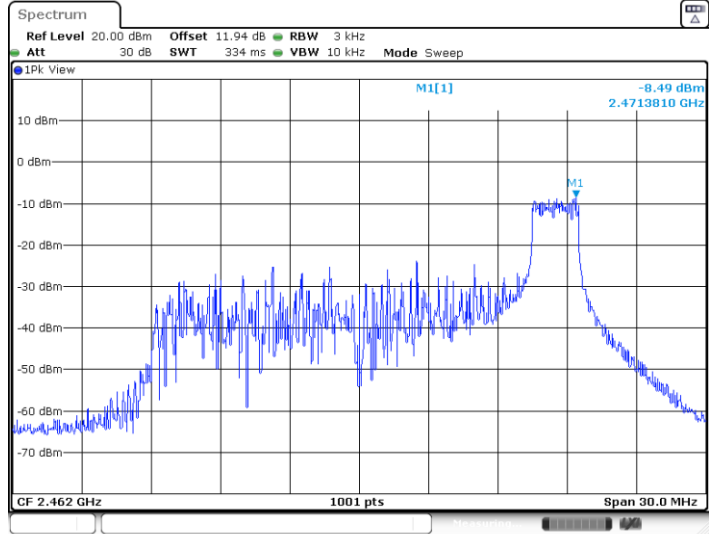


11AX20MIMO\_Ant8\_2437\_106Tone\_RU53

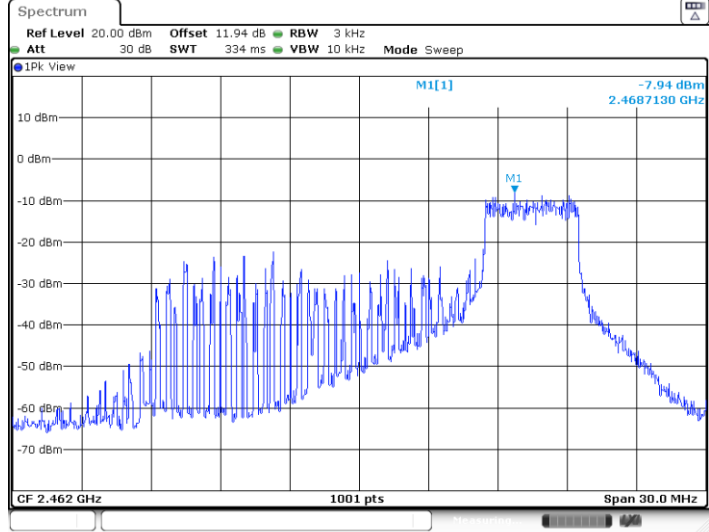




11AX20MIMO\_Ant6\_2462\_26Tone\_RU8

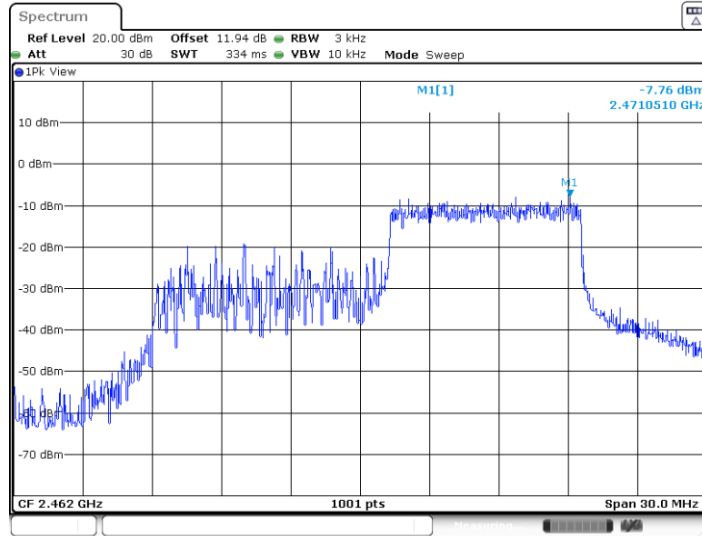


11AX20MIMO\_Ant6\_2462\_52Tone\_RU40

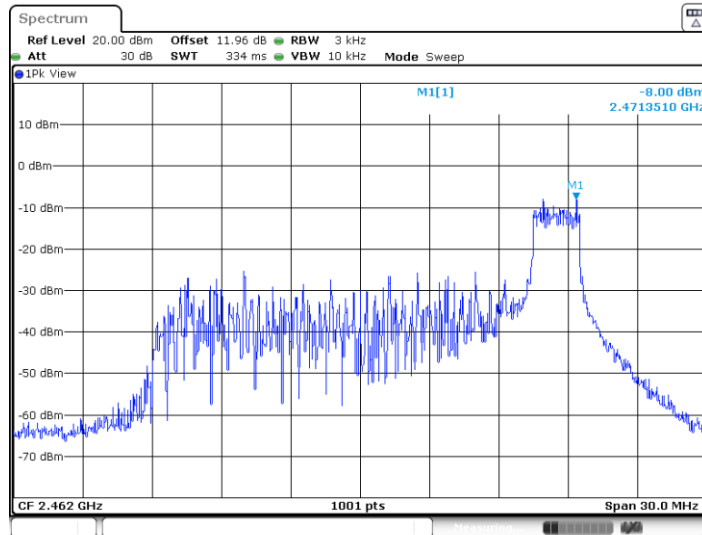




11AX20MIMO\_Ant6\_2462\_106Tone\_RU54

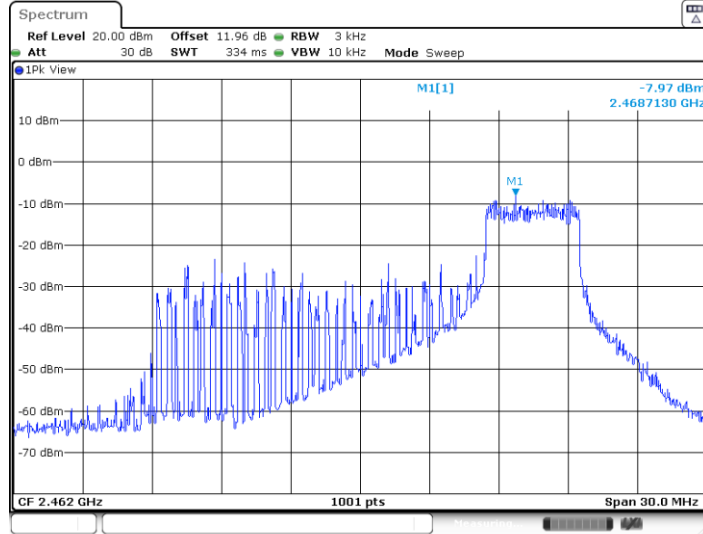


11AX20MIMO\_Ant8\_2462\_26Tone\_RU8

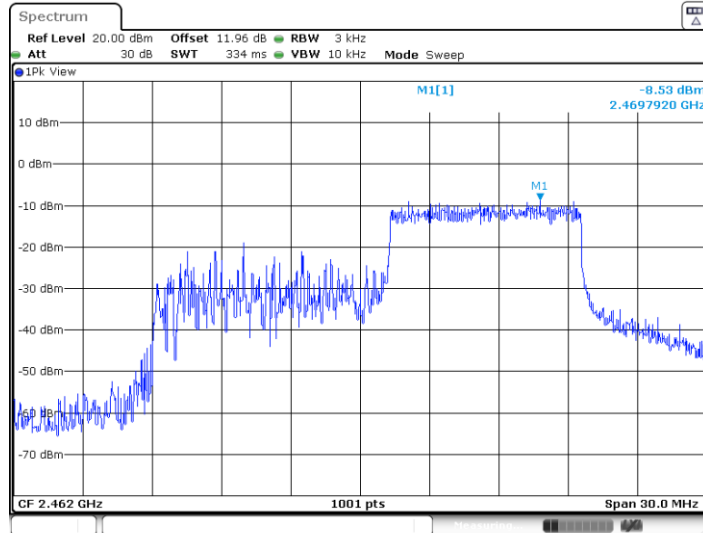




11AX20MIMO\_Ant8\_2462\_52Tone\_RU40



11AX20MIMO\_Ant8\_2462\_106Tone\_RU54

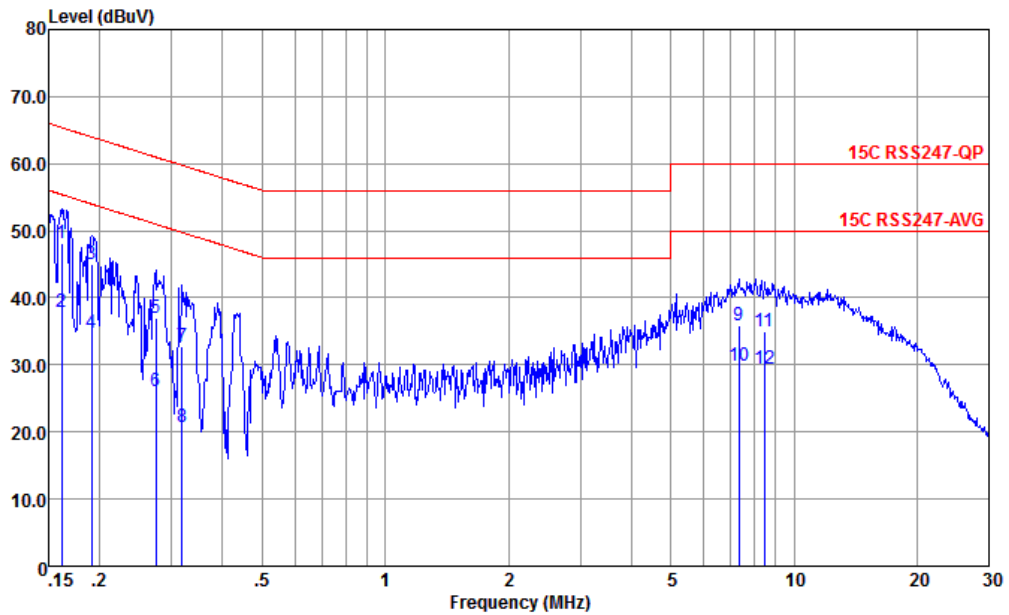






## Appendix B. AC Conducted Emission Test Results

Test Engineer :	Amos Zhang	Temperature :	25.3~26.2°C
		Relative Humidity :	38~40%
Test Voltage :	120Vac / 60Hz	Phase :	Line
Remark :	All emissions not reported here are more than 10 dB below the prescribed limit.		

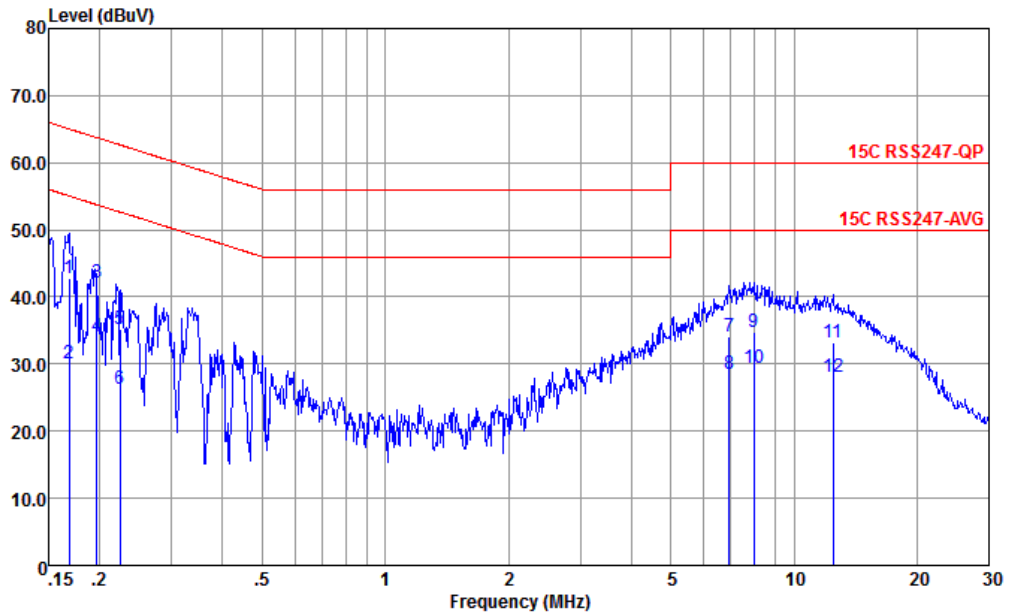


Site : CO01-KS  
 Condition : 15C RSS247-QP LISN-060105-L 2023 LINE

	Freq	Level	Over Limit	Limit Line	Read Level	LISN Factor	Cable Loss	Remark
	MHz	dBuV	dB	dBuV	dBuV	dB	dB	
1 *	0.162	48.16	-17.22	65.38	37.70	0.04	10.42	QP
2	0.162	37.96	-17.42	55.38	27.50	0.04	10.42	Average
3	0.191	44.94	-19.04	63.98	34.50	0.03	10.41	QP
4	0.191	34.74	-19.24	53.98	24.30	0.03	10.41	Average
5	0.274	36.99	-23.99	60.98	26.60	0.04	10.35	QP
6	0.274	26.09	-24.89	50.98	15.70	0.04	10.35	Average
7	0.318	32.65	-27.10	59.75	22.30	0.03	10.32	QP
8	0.318	20.65	-29.10	49.75	10.30	0.03	10.32	Average
9	7.329	35.77	-24.23	60.00	25.60	-0.14	10.31	QP
10	7.329	29.77	-20.23	50.00	19.60	-0.14	10.31	Average
11	8.456	35.01	-24.99	60.00	24.69	-0.15	10.47	QP
12	8.456	29.51	-20.49	50.00	19.19	-0.15	10.47	Average



Test Engineer :	Amos Zhang	Temperature :	25.3~26.2°C
		Relative Humidity :	38~40%
Test Voltage :	120Vac / 60Hz	Phase :	Neutral
Remark :	All emissions not reported here are more than 10 dB below the prescribed limit.		



Site : CO01-KS  
 Condition : 15C RSS247-QP LISN-060105-N 2023 NEUTRAL

	Freq	Level	Over	Limit	Read	LISN	Cable	Remark
	MHz	dBuV	Limit	Line	Level	Factor	Loss	
			dB	dBuV	dBuV	dB	dB	
1	0.169	42.76	-22.27	65.03	32.30	0.04	10.42	QP
2	0.169	30.16	-24.87	55.03	19.70	0.04	10.42	Average
3	0.197	42.16	-21.60	63.76	31.70	0.05	10.41	QP
4 *	0.197	34.16	-19.60	53.76	23.70	0.05	10.41	Average
5	0.224	35.11	-27.55	62.66	24.70	0.02	10.39	QP
6	0.224	26.31	-26.35	52.66	15.90	0.02	10.39	Average
7	6.951	34.05	-25.95	60.00	23.90	-0.10	10.25	QP
8	6.951	28.45	-21.55	50.00	18.30	-0.10	10.25	Average
9	7.977	34.87	-25.13	60.00	24.61	-0.14	10.40	QP
10	7.977	29.37	-20.63	50.00	19.11	-0.14	10.40	Average
11	12.449	33.18	-26.82	60.00	22.30	-0.15	11.03	QP
12	12.449	28.18	-21.82	50.00	17.30	-0.15	11.03	Average

Note:

- Level(dBμV) = Read Level(dBμV) + LISN Factor(dB) + Cable Loss(dB)
- Over Limit(dB) = Level(dBμV) – Limit Line(dBμV)



## Appendix C. Radiated Spurious Emission Test Data

Test Engineer :	Koi Ji	Relative Humidity :	41 ~ 42%
		Temperature :	22 ~ 23°C

### Radiated Spurious Emission Test Modes

Mode	Band (MHz)	Antenna	Modulation	Channel	Frequency	Data Rate	RU	Remark
Mode 10	2400-2483.5	CDD 6+8	802.11b	01	2412	1Mbps	-	-
Mode 11	2400-2483.5	CDD 6+8	802.11b	06	2437	1Mbps	-	-
Mode 12	2400-2483.5	CDD 6+8	802.11b	11	2462	1Mbps	-	-
Mode 13	2400-2483.5	CDD 6+8	802.11g	01	2412	6Mbps	-	-
Mode 14	2400-2483.5	CDD 6+8	802.11g	06	2437	6Mbps	-	-
Mode 15	2400-2483.5	CDD 6+8	802.11g	11	2462	6Mbps	-	-
Mode 16	2400-2483.5	CDD 6+8	802.11ax HE20	01	2412	MCS0	-	-
Mode 17	2400-2483.5	CDD 6+8	802.11ax HE20	06	2437	MCS0	-	-
Mode 18	2400-2483.5	CDD 6+8	802.11ax HE20	11	2462	MCS0	-	-
Mode 19	2400-2483.5	CDD 6+8	802.11ax HE40	03	2422	MCS0	-	-
Mode 20	2400-2483.5	CDD 6+8	802.11ax HE40	06	2437	MCS0	-	-
Mode 21	2400-2483.5	CDD 6+8	802.11ax HE40	09	2452	MCS0	-	-
Mode 22	2400-2483.5	CDD 6+8	802.11ax HE20	01	2412	MCS0	Partial_26/0	-
Mode 23	2400-2483.5	CDD 6+8	802.11ax HE20	01	2412	MCS0	Partial_52/37	-
Mode 24	2400-2483.5	CDD 6+8	802.11ax HE20	01	2412	MCS0	Partial_106/53	-
Mode 25	2400-2483.5	CDD 6+8	802.11ax HE20	11	2462	MCS0	Partial_26/8	-
Mode 26	2400-2483.5	CDD 6+8	802.11ax HE20	11	2462	MCS0	Partial_52/40	-
Mode 27	2400-2483.5	CDD 6+8	802.11ax HE20	11	2462	MCS0	Partial_106/54	-

### CO-Location

Mode	Band (MHz)	Antenna	Modulation	Channel	Frequency	Data Rate	RU	Remark
28	2400-2483.5	CDD 6+8	802.11ax HE40	06	2437	MCS0	-	-
	GSM 850 Link							



Summary of each worse mode

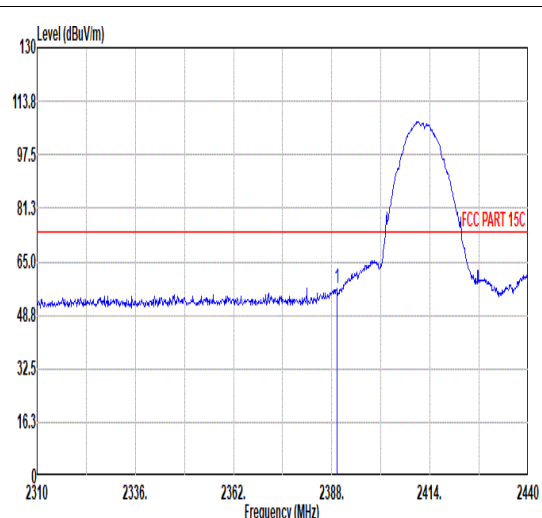
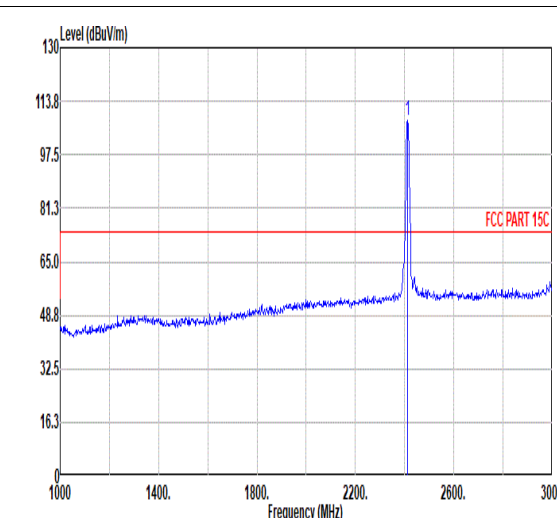
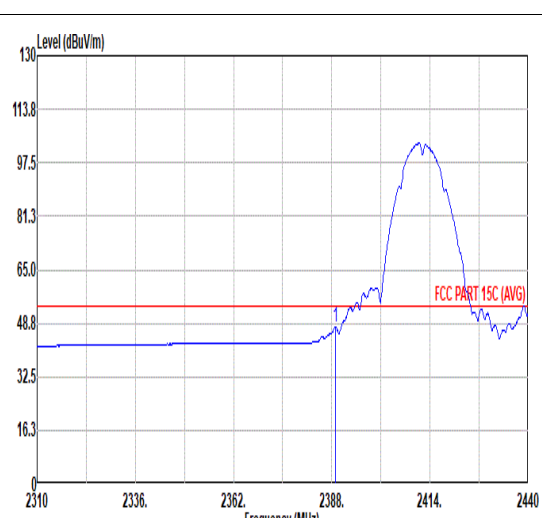
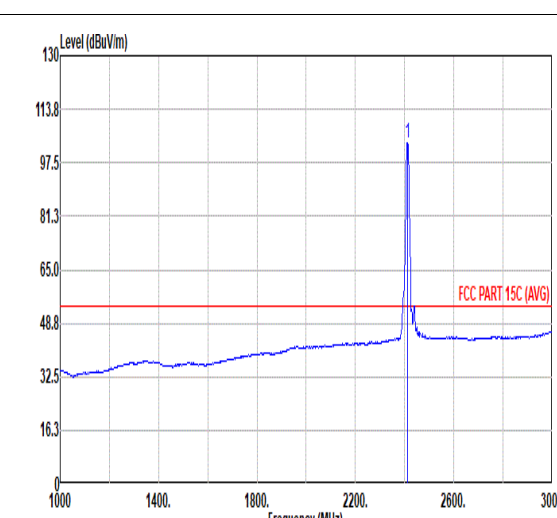
Mode	Modulation	Ch.	Freq. (MHz)	Level (dBuV/m)	Limit (dBuV/m)	Margin (dB)	Pol.	Peak Avg.	Result	Remark
10	802.11b	01	2388.91	47.47	54.00	-6.53	H	AVERAGE	Pass	Band Edge
10	802.11b	01	4824.00	39.70	74.00	-34.30	V	PEAK	Pass	Harmonic
11	802.11b	06	-	-	-	-	-	-	-	Band Edge
11	802.11b	06	7311.00	43.77	74.00	-30.23	H	PEAK	Pass	Harmonic
12	802.11b	11	2483.56	44.00	54.00	-10.00	V	AVERAGE	Pass	Band Edge
12	802.11b	11	7386.00	44.23	54.00	-9.77	H	Average	Pass	Harmonic
13	802.11g	01	2389.95	50.11	54.00	-3.89	H	AVERAGE	Pass	Band Edge
13	802.11g	01	4824.00	40.02	74.00	-33.98	V	PEAK	Pass	Harmonic
14	802.11g	06	-	-	-	-	-	-	-	Band Edge
14	802.11g	06	7311.00	43.18	74.00	-30.82	H	PEAK	Pass	Harmonic
15	802.11g	11	2483.50	49.00	54.00	-5.00	H	AVERAGE	Pass	Band Edge
15	802.11g	11	7386.00	43.83	74.00	-30.17	H	PEAK	Pass	Harmonic
16	802.11ax HE20	01	2389.95	50.10	54.00	-3.90	H	AVERAGE	Pass	Band Edge
16	802.11ax HE20	01	4824.00	39.89	74.00	-34.11	H	PEAK	Pass	Harmonic
17	802.11ax HE20	06	-	-	-	-	-	-	-	Band Edge
17	802.11ax HE20	06	7311.00	43.82	74.00	-30.18	H	PEAK	Pass	Harmonic
18	802.11ax HE20	11	2483.50	50.15	54.00	-3.85	H	AVERAGE	Pass	Band Edge
18	802.11ax HE20	11	7386.00	44.82	74.00	-29.18	H	PEAK	Pass	Harmonic
19	802.11ax HE40	03	2389.95	50.73	54.00	-3.27	V	AVERAGE	Pass	Band Edge
19	802.11ax HE40	03	7266.00	43.58	74.00	-30.42	V	PEAK	Pass	Harmonic
20	802.11ax HE40	06	2389.95	50.94	54.00	-3.06	H	AVERAGE	Pass	Band Edge
20	802.11ax HE40	06	7311.00	43.34	74.00	-30.66	V	PEAK	Pass	Harmonic
21	802.11ax HE40	09	2483.50	50.04	54.00	-3.96	H	AVERAGE	Pass	Band Edge
21	802.11ax HE40	09	7356.00	43.77	74.00	-30.23	H	PEAK	Pass	Harmonic
22	802.11ax HE20	01	2389.69	43.00	54.00	-11.00	H	AVERAGE	Pass	Band Edge
22	802.11ax HE20	01	-	-	-	-	-	-	-	Harmonic
23	802.11ax HE20	01	2389.95	43.23	54.00	-10.77	H	AVERAGE	Pass	Band Edge
23	802.11ax HE20	01	-	-	-	-	-	-	-	Harmonic
24	802.11ax HE20	01	2389.95	45.93	54.00	-8.07	V	AVERAGE	Pass	Band Edge
24	802.11ax HE20	01	-	-	-	-	-	-	-	Harmonic
25	802.11ax HE20	11	2483.56	42.99	54.00	-11.01	H	AVERAGE	Pass	Band Edge
25	802.11ax HE20	11	-	-	-	-	-	-	-	Harmonic
26	802.11ax HE20	11	2483.50	66.00	74.00	-8.00	H	PEAK	Pass	Band Edge
26	802.11ax HE20	11	-	-	-	-	-	-	-	Harmonic
27	802.11ax HE20	11	2483.50	69.19	74.00	-4.81	V	PEAK	Pass	Band Edge
27	802.11ax HE20	11	-	-	-	-	-	-	-	Harmonic



CO-Location

Mode	Modulation	Ch.	Freq. (MHz)	Level (dBuV/m)	Limit (dBuV/m)	Margin (dB)	Pol.	Peak Avg.	Result	Remark
28	802.11ax HE40	06	2389.04	50.07	54.00	-3.93	V	Average	Pass	Band Edge
	802.11ax HE40	06	3346.00	44.08	74.00	-29.92	H	Peak	Pass	Harmonic



		10																																																																																		
Mode	Band Edge																																																																																			
	2400-2483.5_802.11b_CH01_2412MHz																																																																																			
ANT	CDD 6+8																																																																																			
Pol.	Horizontal	Fundamental																																																																																		
Peak	 <p>Level (dBuV/m) vs Frequency (MHz) plot for Horizontal polarization. The y-axis ranges from 0 to 130 dBuV/m, and the x-axis ranges from 2310 to 2440 MHz. A red horizontal line indicates the FCC PART 15C limit at approximately 74 dBuV/m. A significant peak is observed at 2412 MHz, reaching approximately 107.86 dBuV/m.</p> <table border="1"> <thead> <tr> <th>Limit</th> <th>Read</th> <th>Ant</th> <th>Cable</th> <th>Preamp</th> <th>Aux</th> <th>APos</th> <th>TPos</th> <th>Remark</th> </tr> <tr> <th>Freq</th> <th>Level</th> <th>Line</th> <th>Margin</th> <th>Level</th> <th>Factor</th> <th>Loss</th> <th>Factor</th> <th>Factor</th> </tr> <tr> <th>MHz</th> <th>dBuV/m</th> <th>dBuV/m</th> <th>dB</th> <th>dBuV</th> <th>dB/m</th> <th>dB</th> <th>dB</th> <th>cm</th> <th>deg</th> </tr> </thead> <tbody> <tr> <td>1</td> <td>2389.30</td> <td>56.98</td> <td>74.00</td> <td>-17.02</td> <td>40.76</td> <td>32.38</td> <td>8.77</td> <td>30.93</td> <td>6.00</td> <td>111</td> <td>303</td> <td>PEAK</td> </tr> </tbody> </table>	Limit	Read	Ant	Cable	Preamp	Aux	APos	TPos	Remark	Freq	Level	Line	Margin	Level	Factor	Loss	Factor	Factor	MHz	dBuV/m	dBuV/m	dB	dBuV	dB/m	dB	dB	cm	deg	1	2389.30	56.98	74.00	-17.02	40.76	32.38	8.77	30.93	6.00	111	303	PEAK	 <p>Level (dBuV/m) vs Frequency (MHz) plot for Fundamental polarization. The y-axis ranges from 0 to 130 dBuV/m, and the x-axis ranges from 1000 to 3000 MHz. A red horizontal line indicates the FCC PART 15C limit at approximately 74 dBuV/m. A sharp peak is observed at 2412 MHz, reaching approximately 107.86 dBuV/m.</p> <table border="1"> <thead> <tr> <th>Limit</th> <th>Read</th> <th>Ant</th> <th>Cable</th> <th>Preamp</th> <th>Aux</th> <th>APos</th> <th>TPos</th> <th>Remark</th> </tr> <tr> <th>Freq</th> <th>Level</th> <th>Line</th> <th>Margin</th> <th>Level</th> <th>Factor</th> <th>Loss</th> <th>Factor</th> <th>Factor</th> </tr> <tr> <th>MHz</th> <th>dBuV/m</th> <th>dBuV/m</th> <th>dB</th> <th>dBuV</th> <th>dB/m</th> <th>dB</th> <th>dB</th> <th>cm</th> <th>deg</th> </tr> </thead> <tbody> <tr> <td>1</td> <td>2412.00</td> <td>107.86</td> <td>-----</td> <td>-----</td> <td>91.58</td> <td>32.40</td> <td>8.82</td> <td>30.94</td> <td>6.00</td> <td>111</td> <td>303</td> <td>PEAK</td> </tr> </tbody> </table>	Limit	Read	Ant	Cable	Preamp	Aux	APos	TPos	Remark	Freq	Level	Line	Margin	Level	Factor	Loss	Factor	Factor	MHz	dBuV/m	dBuV/m	dB	dBuV	dB/m	dB	dB	cm	deg	1	2412.00	107.86	-----	-----	91.58	32.40	8.82	30.94	6.00	111	303	PEAK
	Limit	Read	Ant	Cable	Preamp	Aux	APos	TPos	Remark																																																																											
Freq	Level	Line	Margin	Level	Factor	Loss	Factor	Factor																																																																												
MHz	dBuV/m	dBuV/m	dB	dBuV	dB/m	dB	dB	cm	deg																																																																											
1	2389.30	56.98	74.00	-17.02	40.76	32.38	8.77	30.93	6.00	111	303	PEAK																																																																								
Limit	Read	Ant	Cable	Preamp	Aux	APos	TPos	Remark																																																																												
Freq	Level	Line	Margin	Level	Factor	Loss	Factor	Factor																																																																												
MHz	dBuV/m	dBuV/m	dB	dBuV	dB/m	dB	dB	cm	deg																																																																											
1	2412.00	107.86	-----	-----	91.58	32.40	8.82	30.94	6.00	111	303	PEAK																																																																								
Avg	 <p>Level (dBuV/m) vs Frequency (MHz) plot for Horizontal polarization (Average). The y-axis ranges from 0 to 130 dBuV/m, and the x-axis ranges from 2310 to 2440 MHz. A red horizontal line indicates the FCC PART 15C (AVG) limit at approximately 54 dBuV/m. The peak at 2412 MHz reaches approximately 103.49 dBuV/m.</p> <table border="1"> <thead> <tr> <th>Limit</th> <th>Read</th> <th>Ant</th> <th>Cable</th> <th>Preamp</th> <th>Aux</th> <th>APos</th> <th>TPos</th> <th>Remark</th> </tr> <tr> <th>Freq</th> <th>Level</th> <th>Line</th> <th>Margin</th> <th>Level</th> <th>Factor</th> <th>Loss</th> <th>Factor</th> <th>Factor</th> </tr> <tr> <th>MHz</th> <th>dBuV/m</th> <th>dBuV/m</th> <th>dB</th> <th>dBuV</th> <th>dB/m</th> <th>dB</th> <th>dB</th> <th>cm</th> <th>deg</th> </tr> </thead> <tbody> <tr> <td>1</td> <td>2388.91</td> <td>47.47</td> <td>54.00</td> <td>-6.53</td> <td>31.25</td> <td>32.38</td> <td>8.77</td> <td>30.93</td> <td>6.00</td> <td>111</td> <td>303</td> <td>AVERAGE</td> </tr> </tbody> </table>	Limit	Read	Ant	Cable	Preamp	Aux	APos	TPos	Remark	Freq	Level	Line	Margin	Level	Factor	Loss	Factor	Factor	MHz	dBuV/m	dBuV/m	dB	dBuV	dB/m	dB	dB	cm	deg	1	2388.91	47.47	54.00	-6.53	31.25	32.38	8.77	30.93	6.00	111	303	AVERAGE	 <p>Level (dBuV/m) vs Frequency (MHz) plot for Fundamental polarization (Average). The y-axis ranges from 0 to 130 dBuV/m, and the x-axis ranges from 1000 to 3000 MHz. A red horizontal line indicates the FCC PART 15C (AVG) limit at approximately 54 dBuV/m. The peak at 2412 MHz reaches approximately 103.49 dBuV/m.</p> <table border="1"> <thead> <tr> <th>Limit</th> <th>Read</th> <th>Ant</th> <th>Cable</th> <th>Preamp</th> <th>Aux</th> <th>APos</th> <th>TPos</th> <th>Remark</th> </tr> <tr> <th>Freq</th> <th>Level</th> <th>Line</th> <th>Margin</th> <th>Level</th> <th>Factor</th> <th>Loss</th> <th>Factor</th> <th>Factor</th> </tr> <tr> <th>MHz</th> <th>dBuV/m</th> <th>dBuV/m</th> <th>dB</th> <th>dBuV</th> <th>dB/m</th> <th>dB</th> <th>dB</th> <th>cm</th> <th>deg</th> </tr> </thead> <tbody> <tr> <td>1</td> <td>2412.00</td> <td>103.49</td> <td>-----</td> <td>-----</td> <td>87.21</td> <td>32.40</td> <td>8.82</td> <td>30.94</td> <td>6.00</td> <td>111</td> <td>303</td> <td>AVERAGE</td> </tr> </tbody> </table>	Limit	Read	Ant	Cable	Preamp	Aux	APos	TPos	Remark	Freq	Level	Line	Margin	Level	Factor	Loss	Factor	Factor	MHz	dBuV/m	dBuV/m	dB	dBuV	dB/m	dB	dB	cm	deg	1	2412.00	103.49	-----	-----	87.21	32.40	8.82	30.94	6.00	111	303	AVERAGE
Limit	Read	Ant	Cable	Preamp	Aux	APos	TPos	Remark																																																																												
Freq	Level	Line	Margin	Level	Factor	Loss	Factor	Factor																																																																												
MHz	dBuV/m	dBuV/m	dB	dBuV	dB/m	dB	dB	cm	deg																																																																											
1	2388.91	47.47	54.00	-6.53	31.25	32.38	8.77	30.93	6.00	111	303	AVERAGE																																																																								
Limit	Read	Ant	Cable	Preamp	Aux	APos	TPos	Remark																																																																												
Freq	Level	Line	Margin	Level	Factor	Loss	Factor	Factor																																																																												
MHz	dBuV/m	dBuV/m	dB	dBuV	dB/m	dB	dB	cm	deg																																																																											
1	2412.00	103.49	-----	-----	87.21	32.40	8.82	30.94	6.00	111	303	AVERAGE																																																																								



		10																																																																																		
Mode	Band Edge																																																																																			
	2400-2483.5_802.11b_CH01_2412MHz																																																																																			
ANT	CDD 6+8																																																																																			
Pol.	Vertical	Fundamental																																																																																		
Peak	<table border="1"> <thead> <tr> <th>Limit</th> <th>Read</th> <th>Ant</th> <th>Cable</th> <th>Preamp</th> <th>Aux</th> <th>APos</th> <th>TPos</th> <th>Remark</th> </tr> <tr> <th>Freq</th> <th>Level</th> <th>Line</th> <th>Margin</th> <th>Level</th> <th>Factor</th> <th>Loss</th> <th>Factor</th> <th>Factor</th> </tr> <tr> <th>MHz</th> <th>dBuV/m</th> <th>dBuV/m</th> <th>dB</th> <th>dBuV</th> <th>dB/m</th> <th>dB</th> <th>dB</th> <th>cm</th> <th>deg</th> </tr> </thead> <tbody> <tr> <td>1</td> <td>2386.18</td> <td>56.18</td> <td>74.00</td> <td>-17.82</td> <td>39.97</td> <td>32.37</td> <td>8.77</td> <td>30.93</td> <td>6.00</td> <td>222</td> <td>20</td> <td>PEAK</td> </tr> </tbody> </table>	Limit	Read	Ant	Cable	Preamp	Aux	APos	TPos	Remark	Freq	Level	Line	Margin	Level	Factor	Loss	Factor	Factor	MHz	dBuV/m	dBuV/m	dB	dBuV	dB/m	dB	dB	cm	deg	1	2386.18	56.18	74.00	-17.82	39.97	32.37	8.77	30.93	6.00	222	20	PEAK	<table border="1"> <thead> <tr> <th>Limit</th> <th>Read</th> <th>Ant</th> <th>Cable</th> <th>Preamp</th> <th>Aux</th> <th>APos</th> <th>TPos</th> <th>Remark</th> </tr> <tr> <th>Freq</th> <th>Level</th> <th>Line</th> <th>Margin</th> <th>Level</th> <th>Factor</th> <th>Loss</th> <th>Factor</th> <th>Factor</th> </tr> <tr> <th>MHz</th> <th>dBuV/m</th> <th>dBuV/m</th> <th>dB</th> <th>dBuV</th> <th>dB/m</th> <th>dB</th> <th>dB</th> <th>cm</th> <th>deg</th> </tr> </thead> <tbody> <tr> <td>1</td> <td>2412.00</td> <td>107.44</td> <td>-----</td> <td>-----</td> <td>91.16</td> <td>32.40</td> <td>8.82</td> <td>30.94</td> <td>6.00</td> <td>222</td> <td>20</td> <td>PEAK</td> </tr> </tbody> </table>	Limit	Read	Ant	Cable	Preamp	Aux	APos	TPos	Remark	Freq	Level	Line	Margin	Level	Factor	Loss	Factor	Factor	MHz	dBuV/m	dBuV/m	dB	dBuV	dB/m	dB	dB	cm	deg	1	2412.00	107.44	-----	-----	91.16	32.40	8.82	30.94	6.00	222	20	PEAK
	Limit	Read	Ant	Cable	Preamp	Aux	APos	TPos	Remark																																																																											
Freq	Level	Line	Margin	Level	Factor	Loss	Factor	Factor																																																																												
MHz	dBuV/m	dBuV/m	dB	dBuV	dB/m	dB	dB	cm	deg																																																																											
1	2386.18	56.18	74.00	-17.82	39.97	32.37	8.77	30.93	6.00	222	20	PEAK																																																																								
Limit	Read	Ant	Cable	Preamp	Aux	APos	TPos	Remark																																																																												
Freq	Level	Line	Margin	Level	Factor	Loss	Factor	Factor																																																																												
MHz	dBuV/m	dBuV/m	dB	dBuV	dB/m	dB	dB	cm	deg																																																																											
1	2412.00	107.44	-----	-----	91.16	32.40	8.82	30.94	6.00	222	20	PEAK																																																																								
Avg	<table border="1"> <thead> <tr> <th>Limit</th> <th>Read</th> <th>Ant</th> <th>Cable</th> <th>Preamp</th> <th>Aux</th> <th>APos</th> <th>TPos</th> <th>Remark</th> </tr> <tr> <th>Freq</th> <th>Level</th> <th>Line</th> <th>Margin</th> <th>Level</th> <th>Factor</th> <th>Loss</th> <th>Factor</th> <th>Factor</th> </tr> <tr> <th>MHz</th> <th>dBuV/m</th> <th>dBuV/m</th> <th>dB</th> <th>dBuV</th> <th>dB/m</th> <th>dB</th> <th>dB</th> <th>cm</th> <th>deg</th> </tr> </thead> <tbody> <tr> <td>1</td> <td>2388.91</td> <td>46.14</td> <td>54.00</td> <td>-7.86</td> <td>29.92</td> <td>32.38</td> <td>8.77</td> <td>30.93</td> <td>6.00</td> <td>222</td> <td>20</td> <td>AVERAGE</td> </tr> </tbody> </table>	Limit	Read	Ant	Cable	Preamp	Aux	APos	TPos	Remark	Freq	Level	Line	Margin	Level	Factor	Loss	Factor	Factor	MHz	dBuV/m	dBuV/m	dB	dBuV	dB/m	dB	dB	cm	deg	1	2388.91	46.14	54.00	-7.86	29.92	32.38	8.77	30.93	6.00	222	20	AVERAGE	<table border="1"> <thead> <tr> <th>Limit</th> <th>Read</th> <th>Ant</th> <th>Cable</th> <th>Preamp</th> <th>Aux</th> <th>APos</th> <th>TPos</th> <th>Remark</th> </tr> <tr> <th>Freq</th> <th>Level</th> <th>Line</th> <th>Margin</th> <th>Level</th> <th>Factor</th> <th>Loss</th> <th>Factor</th> <th>Factor</th> </tr> <tr> <th>MHz</th> <th>dBuV/m</th> <th>dBuV/m</th> <th>dB</th> <th>dBuV</th> <th>dB/m</th> <th>dB</th> <th>dB</th> <th>cm</th> <th>deg</th> </tr> </thead> <tbody> <tr> <td>1</td> <td>2412.00</td> <td>102.96</td> <td>-----</td> <td>-----</td> <td>86.68</td> <td>32.40</td> <td>8.82</td> <td>30.94</td> <td>6.00</td> <td>222</td> <td>20</td> <td>AVERAGE</td> </tr> </tbody> </table>	Limit	Read	Ant	Cable	Preamp	Aux	APos	TPos	Remark	Freq	Level	Line	Margin	Level	Factor	Loss	Factor	Factor	MHz	dBuV/m	dBuV/m	dB	dBuV	dB/m	dB	dB	cm	deg	1	2412.00	102.96	-----	-----	86.68	32.40	8.82	30.94	6.00	222	20	AVERAGE
Limit	Read	Ant	Cable	Preamp	Aux	APos	TPos	Remark																																																																												
Freq	Level	Line	Margin	Level	Factor	Loss	Factor	Factor																																																																												
MHz	dBuV/m	dBuV/m	dB	dBuV	dB/m	dB	dB	cm	deg																																																																											
1	2388.91	46.14	54.00	-7.86	29.92	32.38	8.77	30.93	6.00	222	20	AVERAGE																																																																								
Limit	Read	Ant	Cable	Preamp	Aux	APos	TPos	Remark																																																																												
Freq	Level	Line	Margin	Level	Factor	Loss	Factor	Factor																																																																												
MHz	dBuV/m	dBuV/m	dB	dBuV	dB/m	dB	dB	cm	deg																																																																											
1	2412.00	102.96	-----	-----	86.68	32.40	8.82	30.94	6.00	222	20	AVERAGE																																																																								



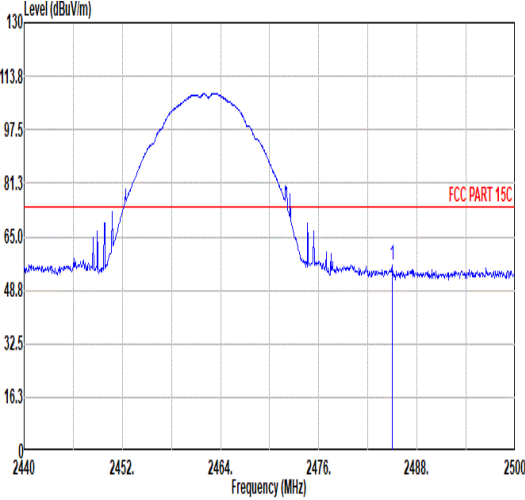
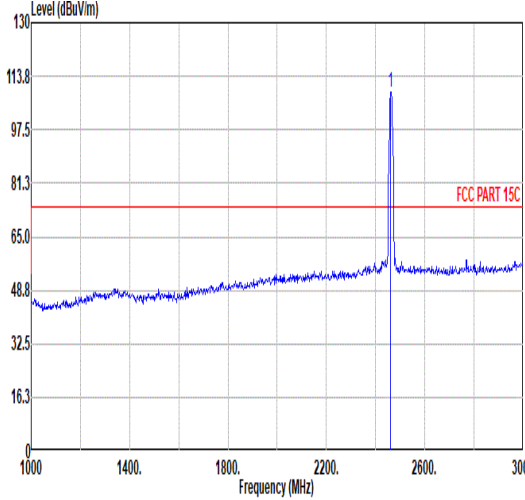
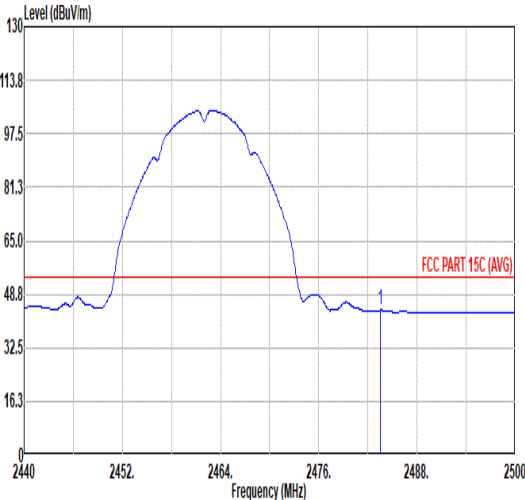
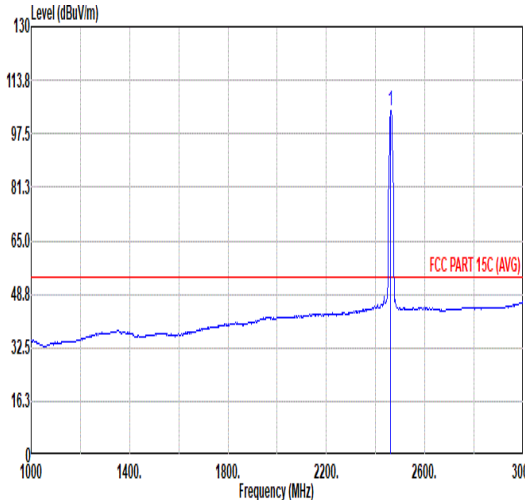
Mode	10																																																																																			
	Harmonic																																																																																			
	2400-2483.5_802.11b_CH01_2412MHz																																																																																			
ANT	CDD 6+8																																																																																			
Pol.	Horizontal	Vertical																																																																																		
Peak Avg	<table border="1"> <thead> <tr> <th>Limit</th> <th>Read</th> <th>Ant</th> <th>Cable</th> <th>Preamp</th> <th>Aux</th> <th>APos</th> <th>TPos</th> <th>Remark</th> </tr> <tr> <th>Freq</th> <th>Level</th> <th>Line Margin</th> <th>Level Factor</th> <th>Loss Factor</th> <th>Factor</th> <th></th> <th></th> <th></th> </tr> <tr> <th>MHz</th> <th>dBuV/m</th> <th>dBuV/m</th> <th>dB</th> <th>dBuV</th> <th>dB/m</th> <th>dB</th> <th>dB</th> <th>cm</th> <th>deg</th> </tr> </thead> <tbody> <tr> <td>1</td> <td>4824.00</td> <td>39.55</td> <td>74.00</td> <td>-34.45</td> <td>58.57</td> <td>34.25</td> <td>12.38</td> <td>65.65</td> <td>0.00</td> <td>--</td> <td>--</td> <td>PEAK</td> </tr> </tbody> </table>	Limit	Read	Ant	Cable	Preamp	Aux	APos	TPos	Remark	Freq	Level	Line Margin	Level Factor	Loss Factor	Factor				MHz	dBuV/m	dBuV/m	dB	dBuV	dB/m	dB	dB	cm	deg	1	4824.00	39.55	74.00	-34.45	58.57	34.25	12.38	65.65	0.00	--	--	PEAK	<table border="1"> <thead> <tr> <th>Limit</th> <th>Read</th> <th>Ant</th> <th>Cable</th> <th>Preamp</th> <th>Aux</th> <th>APos</th> <th>TPos</th> <th>Remark</th> </tr> <tr> <th>Freq</th> <th>Level</th> <th>Line Margin</th> <th>Level Factor</th> <th>Loss Factor</th> <th>Factor</th> <th></th> <th></th> <th></th> </tr> <tr> <th>MHz</th> <th>dBuV/m</th> <th>dBuV/m</th> <th>dB</th> <th>dBuV</th> <th>dB/m</th> <th>dB</th> <th>dB</th> <th>cm</th> <th>deg</th> </tr> </thead> <tbody> <tr> <td>1</td> <td>4824.00</td> <td>39.70</td> <td>74.00</td> <td>-34.30</td> <td>58.72</td> <td>34.25</td> <td>12.38</td> <td>65.65</td> <td>0.00</td> <td>--</td> <td>--</td> <td>PEAK</td> </tr> </tbody> </table>	Limit	Read	Ant	Cable	Preamp	Aux	APos	TPos	Remark	Freq	Level	Line Margin	Level Factor	Loss Factor	Factor				MHz	dBuV/m	dBuV/m	dB	dBuV	dB/m	dB	dB	cm	deg	1	4824.00	39.70	74.00	-34.30	58.72	34.25	12.38	65.65	0.00	--	--	PEAK
Limit	Read	Ant	Cable	Preamp	Aux	APos	TPos	Remark																																																																												
Freq	Level	Line Margin	Level Factor	Loss Factor	Factor																																																																															
MHz	dBuV/m	dBuV/m	dB	dBuV	dB/m	dB	dB	cm	deg																																																																											
1	4824.00	39.55	74.00	-34.45	58.57	34.25	12.38	65.65	0.00	--	--	PEAK																																																																								
Limit	Read	Ant	Cable	Preamp	Aux	APos	TPos	Remark																																																																												
Freq	Level	Line Margin	Level Factor	Loss Factor	Factor																																																																															
MHz	dBuV/m	dBuV/m	dB	dBuV	dB/m	dB	dB	cm	deg																																																																											
1	4824.00	39.70	74.00	-34.30	58.72	34.25	12.38	65.65	0.00	--	--	PEAK																																																																								





Mode	11																																																																																																													
	Harmonic																																																																																																													
	2400-2483.5_802.11b_CH06_2437MHz																																																																																																													
ANT	CDD 6+8																																																																																																													
Pol.	Horizontal	Vertical																																																																																																												
Peak Avg	<table border="1"> <thead> <tr> <th>Limit</th> <th>Read</th> <th>Ant</th> <th>Cable</th> <th>Preamp</th> <th>Aux</th> <th>APos</th> <th>TPos</th> <th>Remark</th> </tr> <tr> <th>Freq</th> <th>Level</th> <th>Line Margin</th> <th>Level Factor</th> <th>Loss Factor</th> <th>Factor</th> <th></th> <th></th> <th></th> </tr> <tr> <th>MHz</th> <th>dBuV/m</th> <th>dBuV/m</th> <th>dB</th> <th>dBuV</th> <th>dB/m</th> <th>dB</th> <th>dB</th> <th>cm</th> <th>deg</th> </tr> </thead> <tbody> <tr> <td>1</td> <td>4874.00</td> <td>40.52</td> <td>74.00</td> <td>-33.48</td> <td>59.79</td> <td>34.20</td> <td>12.09</td> <td>65.56</td> <td>0.00</td> <td>--</td> <td>--</td> <td>PEAK</td> </tr> <tr> <td>2</td> <td>7311.00</td> <td>43.77</td> <td>74.00</td> <td>-30.23</td> <td>57.85</td> <td>35.80</td> <td>14.95</td> <td>64.83</td> <td>0.00</td> <td>--</td> <td>--</td> <td>PEAK</td> </tr> </tbody> </table>	Limit	Read	Ant	Cable	Preamp	Aux	APos	TPos	Remark	Freq	Level	Line Margin	Level Factor	Loss Factor	Factor				MHz	dBuV/m	dBuV/m	dB	dBuV	dB/m	dB	dB	cm	deg	1	4874.00	40.52	74.00	-33.48	59.79	34.20	12.09	65.56	0.00	--	--	PEAK	2	7311.00	43.77	74.00	-30.23	57.85	35.80	14.95	64.83	0.00	--	--	PEAK	<table border="1"> <thead> <tr> <th>Limit</th> <th>Read</th> <th>Ant</th> <th>Cable</th> <th>Preamp</th> <th>Aux</th> <th>APos</th> <th>TPos</th> <th>Remark</th> </tr> <tr> <th>Freq</th> <th>Level</th> <th>Line Margin</th> <th>Level Factor</th> <th>Loss Factor</th> <th>Factor</th> <th></th> <th></th> <th></th> </tr> <tr> <th>MHz</th> <th>dBuV/m</th> <th>dBuV/m</th> <th>dB</th> <th>dBuV</th> <th>dB/m</th> <th>dB</th> <th>dB</th> <th>cm</th> <th>deg</th> </tr> </thead> <tbody> <tr> <td>1</td> <td>4874.00</td> <td>40.53</td> <td>74.00</td> <td>-33.47</td> <td>59.80</td> <td>34.20</td> <td>12.09</td> <td>65.56</td> <td>0.00</td> <td>--</td> <td>--</td> <td>PEAK</td> </tr> <tr> <td>2</td> <td>7311.00</td> <td>42.99</td> <td>74.00</td> <td>-31.01</td> <td>57.07</td> <td>35.80</td> <td>14.95</td> <td>64.83</td> <td>0.00</td> <td>--</td> <td>--</td> <td>PEAK</td> </tr> </tbody> </table>	Limit	Read	Ant	Cable	Preamp	Aux	APos	TPos	Remark	Freq	Level	Line Margin	Level Factor	Loss Factor	Factor				MHz	dBuV/m	dBuV/m	dB	dBuV	dB/m	dB	dB	cm	deg	1	4874.00	40.53	74.00	-33.47	59.80	34.20	12.09	65.56	0.00	--	--	PEAK	2	7311.00	42.99	74.00	-31.01	57.07	35.80	14.95	64.83	0.00	--	--	PEAK
Limit	Read	Ant	Cable	Preamp	Aux	APos	TPos	Remark																																																																																																						
Freq	Level	Line Margin	Level Factor	Loss Factor	Factor																																																																																																									
MHz	dBuV/m	dBuV/m	dB	dBuV	dB/m	dB	dB	cm	deg																																																																																																					
1	4874.00	40.52	74.00	-33.48	59.79	34.20	12.09	65.56	0.00	--	--	PEAK																																																																																																		
2	7311.00	43.77	74.00	-30.23	57.85	35.80	14.95	64.83	0.00	--	--	PEAK																																																																																																		
Limit	Read	Ant	Cable	Preamp	Aux	APos	TPos	Remark																																																																																																						
Freq	Level	Line Margin	Level Factor	Loss Factor	Factor																																																																																																									
MHz	dBuV/m	dBuV/m	dB	dBuV	dB/m	dB	dB	cm	deg																																																																																																					
1	4874.00	40.53	74.00	-33.47	59.80	34.20	12.09	65.56	0.00	--	--	PEAK																																																																																																		
2	7311.00	42.99	74.00	-31.01	57.07	35.80	14.95	64.83	0.00	--	--	PEAK																																																																																																		



Mode	12																																																																															
	Band Edge																																																																															
	2400-2483.5_802.11b_CH11_2462MHz																																																																															
ANT	CDD 6+8																																																																															
Pol.	Horizontal	Fundamental																																																																														
Peak	 <table border="1"> <thead> <tr> <th>Limit</th> <th>Read</th> <th>Ant</th> <th>Cable</th> <th>Preamp</th> <th>Aux</th> <th>APos</th> <th>TPos</th> </tr> <tr> <th>Freq</th> <th>Level</th> <th>Line Margin</th> <th>Level</th> <th>Factor</th> <th>Loss Factor</th> <th>Factor</th> <th>Remark</th> </tr> <tr> <th>MHz</th> <th>dBuV/m</th> <th>dBuV/m</th> <th>dB</th> <th>dBuV</th> <th>dB/m</th> <th>dB</th> <th>dB</th> <th>cm</th> <th>deg</th> </tr> </thead> <tbody> <tr> <td>1</td> <td>2484.94</td> <td>56.22</td> <td>74.00</td> <td>-17.78</td> <td>39.91</td> <td>32.40</td> <td>8.88</td> <td>30.97</td> <td>6.00</td> <td>266</td> <td>332</td> <td>PEAK</td> </tr> </tbody> </table>	Limit	Read	Ant	Cable	Preamp	Aux	APos	TPos	Freq	Level	Line Margin	Level	Factor	Loss Factor	Factor	Remark	MHz	dBuV/m	dBuV/m	dB	dBuV	dB/m	dB	dB	cm	deg	1	2484.94	56.22	74.00	-17.78	39.91	32.40	8.88	30.97	6.00	266	332	PEAK	 <table border="1"> <thead> <tr> <th>Limit</th> <th>Read</th> <th>Ant</th> <th>Cable</th> <th>Preamp</th> <th>Aux</th> <th>APos</th> <th>TPos</th> </tr> <tr> <th>Freq</th> <th>Level</th> <th>Line Margin</th> <th>Level</th> <th>Factor</th> <th>Loss Factor</th> <th>Factor</th> <th>Remark</th> </tr> <tr> <th>MHz</th> <th>dBuV/m</th> <th>dBuV/m</th> <th>dB</th> <th>dBuV</th> <th>dB/m</th> <th>dB</th> <th>dB</th> <th>cm</th> <th>deg</th> </tr> </thead> <tbody> <tr> <td>1</td> <td>2462.00</td> <td>109.08</td> <td>-----</td> <td>-----</td> <td>92.75</td> <td>32.40</td> <td>8.89</td> <td>30.96</td> <td>6.00</td> <td>266</td> <td>332</td> <td>PEAK</td> </tr> </tbody> </table>	Limit	Read	Ant	Cable	Preamp	Aux	APos	TPos	Freq	Level	Line Margin	Level	Factor	Loss Factor	Factor	Remark	MHz	dBuV/m	dBuV/m	dB	dBuV	dB/m	dB	dB	cm	deg	1	2462.00	109.08	-----	-----	92.75	32.40	8.89	30.96	6.00	266	332	PEAK
	Limit	Read	Ant	Cable	Preamp	Aux	APos	TPos																																																																								
Freq	Level	Line Margin	Level	Factor	Loss Factor	Factor	Remark																																																																									
MHz	dBuV/m	dBuV/m	dB	dBuV	dB/m	dB	dB	cm	deg																																																																							
1	2484.94	56.22	74.00	-17.78	39.91	32.40	8.88	30.97	6.00	266	332	PEAK																																																																				
Limit	Read	Ant	Cable	Preamp	Aux	APos	TPos																																																																									
Freq	Level	Line Margin	Level	Factor	Loss Factor	Factor	Remark																																																																									
MHz	dBuV/m	dBuV/m	dB	dBuV	dB/m	dB	dB	cm	deg																																																																							
1	2462.00	109.08	-----	-----	92.75	32.40	8.89	30.96	6.00	266	332	PEAK																																																																				
Avg	 <table border="1"> <thead> <tr> <th>Limit</th> <th>Read</th> <th>Ant</th> <th>Cable</th> <th>Preamp</th> <th>Aux</th> <th>APos</th> <th>TPos</th> </tr> <tr> <th>Freq</th> <th>Level</th> <th>Line Margin</th> <th>Level</th> <th>Factor</th> <th>Loss Factor</th> <th>Factor</th> <th>Remark</th> </tr> <tr> <th>MHz</th> <th>dBuV/m</th> <th>dBuV/m</th> <th>dB</th> <th>dBuV</th> <th>dB/m</th> <th>dB</th> <th>dB</th> <th>cm</th> <th>deg</th> </tr> </thead> <tbody> <tr> <td>1</td> <td>2483.56</td> <td>43.93</td> <td>54.00</td> <td>-10.07</td> <td>27.62</td> <td>32.40</td> <td>8.88</td> <td>30.97</td> <td>6.00</td> <td>266</td> <td>332</td> <td>AVERAGE</td> </tr> </tbody> </table>	Limit	Read	Ant	Cable	Preamp	Aux	APos	TPos	Freq	Level	Line Margin	Level	Factor	Loss Factor	Factor	Remark	MHz	dBuV/m	dBuV/m	dB	dBuV	dB/m	dB	dB	cm	deg	1	2483.56	43.93	54.00	-10.07	27.62	32.40	8.88	30.97	6.00	266	332	AVERAGE	 <table border="1"> <thead> <tr> <th>Limit</th> <th>Read</th> <th>Ant</th> <th>Cable</th> <th>Preamp</th> <th>Aux</th> <th>APos</th> <th>TPos</th> </tr> <tr> <th>Freq</th> <th>Level</th> <th>Line Margin</th> <th>Level</th> <th>Factor</th> <th>Loss Factor</th> <th>Factor</th> <th>Remark</th> </tr> <tr> <th>MHz</th> <th>dBuV/m</th> <th>dBuV/m</th> <th>dB</th> <th>dBuV</th> <th>dB/m</th> <th>dB</th> <th>dB</th> <th>cm</th> <th>deg</th> </tr> </thead> <tbody> <tr> <td>1</td> <td>2462.00</td> <td>104.73</td> <td>-----</td> <td>-----</td> <td>88.40</td> <td>32.40</td> <td>8.89</td> <td>30.96</td> <td>6.00</td> <td>266</td> <td>332</td> <td>AVERAGE</td> </tr> </tbody> </table>	Limit	Read	Ant	Cable	Preamp	Aux	APos	TPos	Freq	Level	Line Margin	Level	Factor	Loss Factor	Factor	Remark	MHz	dBuV/m	dBuV/m	dB	dBuV	dB/m	dB	dB	cm	deg	1	2462.00	104.73	-----	-----	88.40	32.40	8.89	30.96	6.00	266	332	AVERAGE
Limit	Read	Ant	Cable	Preamp	Aux	APos	TPos																																																																									
Freq	Level	Line Margin	Level	Factor	Loss Factor	Factor	Remark																																																																									
MHz	dBuV/m	dBuV/m	dB	dBuV	dB/m	dB	dB	cm	deg																																																																							
1	2483.56	43.93	54.00	-10.07	27.62	32.40	8.88	30.97	6.00	266	332	AVERAGE																																																																				
Limit	Read	Ant	Cable	Preamp	Aux	APos	TPos																																																																									
Freq	Level	Line Margin	Level	Factor	Loss Factor	Factor	Remark																																																																									
MHz	dBuV/m	dBuV/m	dB	dBuV	dB/m	dB	dB	cm	deg																																																																							
1	2462.00	104.73	-----	-----	88.40	32.40	8.89	30.96	6.00	266	332	AVERAGE																																																																				



Mode	12																																																																																															
	Band Edge																																																																																															
	2400-2483.5_802.11b_CH11_2462MHz																																																																																															
ANT	CDD 6+8																																																																																															
Pol.	Vertical	Fundamental																																																																																														
Peak	<table border="1"> <thead> <tr> <th>Limit</th> <th>Read</th> <th>Ant</th> <th>Cable</th> <th>Preamp</th> <th>Aux</th> <th>APos</th> <th>TPos</th> </tr> <tr> <th>Freq</th> <th>Level</th> <th>Line</th> <th>Margin</th> <th>Level</th> <th>Factor</th> <th>Loss</th> <th>Factor</th> <th>Factor</th> <th>Factor</th> <th>cm</th> <th>deg</th> <th>Remark</th> </tr> <tr> <th>MHz</th> <th>dBuV/m</th> <th>dBuV/m</th> <th>dB</th> <th>dBuV</th> <th>dB/m</th> <th>dB</th> <th>dB</th> <th>dB</th> <th>dB</th> <th>cm</th> <th>deg</th> <th>Remark</th> </tr> </thead> <tbody> <tr> <td>1</td> <td>2483.92</td> <td>55.56</td> <td>74.00</td> <td>-18.44</td> <td>39.25</td> <td>32.40</td> <td>8.88</td> <td>30.97</td> <td>6.00</td> <td>121</td> <td>18</td> <td>PEAK</td> </tr> </tbody> </table>	Limit	Read	Ant	Cable	Preamp	Aux	APos	TPos	Freq	Level	Line	Margin	Level	Factor	Loss	Factor	Factor	Factor	cm	deg	Remark	MHz	dBuV/m	dBuV/m	dB	dBuV	dB/m	dB	dB	dB	dB	cm	deg	Remark	1	2483.92	55.56	74.00	-18.44	39.25	32.40	8.88	30.97	6.00	121	18	PEAK	<table border="1"> <thead> <tr> <th>Limit</th> <th>Read</th> <th>Ant</th> <th>Cable</th> <th>Preamp</th> <th>Aux</th> <th>APos</th> <th>TPos</th> </tr> <tr> <th>Freq</th> <th>Level</th> <th>Line</th> <th>Margin</th> <th>Level</th> <th>Factor</th> <th>Loss</th> <th>Factor</th> <th>Factor</th> <th>Factor</th> <th>cm</th> <th>deg</th> <th>Remark</th> </tr> <tr> <th>MHz</th> <th>dBuV/m</th> <th>dBuV/m</th> <th>dB</th> <th>dBuV</th> <th>dB/m</th> <th>dB</th> <th>dB</th> <th>dB</th> <th>dB</th> <th>cm</th> <th>deg</th> <th>Remark</th> </tr> </thead> <tbody> <tr> <td>1</td> <td>2462.00</td> <td>109.13</td> <td>-----</td> <td>-----</td> <td>92.80</td> <td>32.40</td> <td>8.89</td> <td>30.96</td> <td>6.00</td> <td>121</td> <td>18</td> <td>PEAK</td> </tr> </tbody> </table>	Limit	Read	Ant	Cable	Preamp	Aux	APos	TPos	Freq	Level	Line	Margin	Level	Factor	Loss	Factor	Factor	Factor	cm	deg	Remark	MHz	dBuV/m	dBuV/m	dB	dBuV	dB/m	dB	dB	dB	dB	cm	deg	Remark	1	2462.00	109.13	-----	-----	92.80	32.40	8.89	30.96	6.00	121	18	PEAK
	Limit	Read	Ant	Cable	Preamp	Aux	APos	TPos																																																																																								
Freq	Level	Line	Margin	Level	Factor	Loss	Factor	Factor	Factor	cm	deg	Remark																																																																																				
MHz	dBuV/m	dBuV/m	dB	dBuV	dB/m	dB	dB	dB	dB	cm	deg	Remark																																																																																				
1	2483.92	55.56	74.00	-18.44	39.25	32.40	8.88	30.97	6.00	121	18	PEAK																																																																																				
Limit	Read	Ant	Cable	Preamp	Aux	APos	TPos																																																																																									
Freq	Level	Line	Margin	Level	Factor	Loss	Factor	Factor	Factor	cm	deg	Remark																																																																																				
MHz	dBuV/m	dBuV/m	dB	dBuV	dB/m	dB	dB	dB	dB	cm	deg	Remark																																																																																				
1	2462.00	109.13	-----	-----	92.80	32.40	8.89	30.96	6.00	121	18	PEAK																																																																																				
Avg	<table border="1"> <thead> <tr> <th>Limit</th> <th>Read</th> <th>Ant</th> <th>Cable</th> <th>Preamp</th> <th>Aux</th> <th>APos</th> <th>TPos</th> </tr> <tr> <th>Freq</th> <th>Level</th> <th>Line</th> <th>Margin</th> <th>Level</th> <th>Factor</th> <th>Loss</th> <th>Factor</th> <th>Factor</th> <th>Factor</th> <th>cm</th> <th>deg</th> <th>Remark</th> </tr> <tr> <th>MHz</th> <th>dBuV/m</th> <th>dBuV/m</th> <th>dB</th> <th>dBuV</th> <th>dB/m</th> <th>dB</th> <th>dB</th> <th>dB</th> <th>dB</th> <th>cm</th> <th>deg</th> <th>Remark</th> </tr> </thead> <tbody> <tr> <td>1</td> <td>2483.56</td> <td>44.00</td> <td>54.00</td> <td>-10.00</td> <td>27.69</td> <td>32.40</td> <td>8.88</td> <td>30.97</td> <td>6.00</td> <td>121</td> <td>18</td> <td>AVERAGE</td> </tr> </tbody> </table>	Limit	Read	Ant	Cable	Preamp	Aux	APos	TPos	Freq	Level	Line	Margin	Level	Factor	Loss	Factor	Factor	Factor	cm	deg	Remark	MHz	dBuV/m	dBuV/m	dB	dBuV	dB/m	dB	dB	dB	dB	cm	deg	Remark	1	2483.56	44.00	54.00	-10.00	27.69	32.40	8.88	30.97	6.00	121	18	AVERAGE	<table border="1"> <thead> <tr> <th>Limit</th> <th>Read</th> <th>Ant</th> <th>Cable</th> <th>Preamp</th> <th>Aux</th> <th>APos</th> <th>TPos</th> </tr> <tr> <th>Freq</th> <th>Level</th> <th>Line</th> <th>Margin</th> <th>Level</th> <th>Factor</th> <th>Loss</th> <th>Factor</th> <th>Factor</th> <th>Factor</th> <th>cm</th> <th>deg</th> <th>Remark</th> </tr> <tr> <th>MHz</th> <th>dBuV/m</th> <th>dBuV/m</th> <th>dB</th> <th>dBuV</th> <th>dB/m</th> <th>dB</th> <th>dB</th> <th>dB</th> <th>dB</th> <th>cm</th> <th>deg</th> <th>Remark</th> </tr> </thead> <tbody> <tr> <td>1</td> <td>2462.00</td> <td>104.62</td> <td>-----</td> <td>-----</td> <td>88.29</td> <td>32.40</td> <td>8.89</td> <td>30.96</td> <td>6.00</td> <td>121</td> <td>18</td> <td>AVERAGE</td> </tr> </tbody> </table>	Limit	Read	Ant	Cable	Preamp	Aux	APos	TPos	Freq	Level	Line	Margin	Level	Factor	Loss	Factor	Factor	Factor	cm	deg	Remark	MHz	dBuV/m	dBuV/m	dB	dBuV	dB/m	dB	dB	dB	dB	cm	deg	Remark	1	2462.00	104.62	-----	-----	88.29	32.40	8.89	30.96	6.00	121	18	AVERAGE
Limit	Read	Ant	Cable	Preamp	Aux	APos	TPos																																																																																									
Freq	Level	Line	Margin	Level	Factor	Loss	Factor	Factor	Factor	cm	deg	Remark																																																																																				
MHz	dBuV/m	dBuV/m	dB	dBuV	dB/m	dB	dB	dB	dB	cm	deg	Remark																																																																																				
1	2483.56	44.00	54.00	-10.00	27.69	32.40	8.88	30.97	6.00	121	18	AVERAGE																																																																																				
Limit	Read	Ant	Cable	Preamp	Aux	APos	TPos																																																																																									
Freq	Level	Line	Margin	Level	Factor	Loss	Factor	Factor	Factor	cm	deg	Remark																																																																																				
MHz	dBuV/m	dBuV/m	dB	dBuV	dB/m	dB	dB	dB	dB	cm	deg	Remark																																																																																				
1	2462.00	104.62	-----	-----	88.29	32.40	8.89	30.96	6.00	121	18	AVERAGE																																																																																				



Mode	12																																																																																																																					
	Harmonic																																																																																																																					
	2400-2483.5_802.11b_CH11_2462MHz																																																																																																																					
ANT	CDD 6+8																																																																																																																					
Pol.	Horizontal	Vertical																																																																																																																				
Peak Avg	<table border="1"> <thead> <tr> <th>Limit</th> <th>Read</th> <th>Ant</th> <th>Cable</th> <th>Preamp</th> <th>Aux</th> <th>APos</th> <th>TPos</th> <th>Remark</th> </tr> <tr> <th>Freq</th> <th>Level</th> <th>Line Margin</th> <th>Level</th> <th>Factor</th> <th>Loss Factor</th> <th>Factor</th> <th></th> <th></th> </tr> <tr> <th>MHz</th> <th>dBuV/m</th> <th>dBuV/m</th> <th>dB</th> <th>dBuV</th> <th>dB/m</th> <th>dB</th> <th>dB</th> <th>cm</th> <th>deg</th> </tr> </thead> <tbody> <tr> <td>1</td> <td>4924.00</td> <td>41.62</td> <td>74.00</td> <td>-32.38</td> <td>60.83</td> <td>34.25</td> <td>12.00</td> <td>65.46</td> <td>0.00</td> <td>--</td> <td>PEAK</td> </tr> <tr> <td>2</td> <td>7386.00</td> <td>52.97</td> <td>74.00</td> <td>-21.03</td> <td>67.34</td> <td>35.80</td> <td>14.87</td> <td>65.04</td> <td>0.00</td> <td>300</td> <td>288 Peak</td> </tr> <tr> <td>3</td> <td>7386.00</td> <td>44.23</td> <td>54.00</td> <td>-9.77</td> <td>58.60</td> <td>35.80</td> <td>14.87</td> <td>65.04</td> <td>0.00</td> <td>300</td> <td>288 Average</td> </tr> </tbody> </table>	Limit	Read	Ant	Cable	Preamp	Aux	APos	TPos	Remark	Freq	Level	Line Margin	Level	Factor	Loss Factor	Factor			MHz	dBuV/m	dBuV/m	dB	dBuV	dB/m	dB	dB	cm	deg	1	4924.00	41.62	74.00	-32.38	60.83	34.25	12.00	65.46	0.00	--	PEAK	2	7386.00	52.97	74.00	-21.03	67.34	35.80	14.87	65.04	0.00	300	288 Peak	3	7386.00	44.23	54.00	-9.77	58.60	35.80	14.87	65.04	0.00	300	288 Average	<table border="1"> <thead> <tr> <th>Limit</th> <th>Read</th> <th>Ant</th> <th>Cable</th> <th>Preamp</th> <th>Aux</th> <th>APos</th> <th>TPos</th> <th>Remark</th> </tr> <tr> <th>Freq</th> <th>Level</th> <th>Line Margin</th> <th>Level</th> <th>Factor</th> <th>Loss Factor</th> <th>Factor</th> <th></th> <th></th> </tr> <tr> <th>MHz</th> <th>dBuV/m</th> <th>dBuV/m</th> <th>dB</th> <th>dBuV</th> <th>dB/m</th> <th>dB</th> <th>dB</th> <th>cm</th> <th>deg</th> </tr> </thead> <tbody> <tr> <td>1</td> <td>4924.00</td> <td>41.23</td> <td>74.00</td> <td>-32.77</td> <td>60.44</td> <td>34.25</td> <td>12.00</td> <td>65.46</td> <td>0.00</td> <td>--</td> <td>PEAK</td> </tr> <tr> <td>2</td> <td>7386.00</td> <td>43.05</td> <td>74.00</td> <td>-30.95</td> <td>57.42</td> <td>35.80</td> <td>14.87</td> <td>65.04</td> <td>0.00</td> <td>--</td> <td>PEAK</td> </tr> </tbody> </table>	Limit	Read	Ant	Cable	Preamp	Aux	APos	TPos	Remark	Freq	Level	Line Margin	Level	Factor	Loss Factor	Factor			MHz	dBuV/m	dBuV/m	dB	dBuV	dB/m	dB	dB	cm	deg	1	4924.00	41.23	74.00	-32.77	60.44	34.25	12.00	65.46	0.00	--	PEAK	2	7386.00	43.05	74.00	-30.95	57.42	35.80	14.87	65.04	0.00	--	PEAK
	Limit	Read	Ant	Cable	Preamp	Aux	APos	TPos	Remark																																																																																																													
Freq	Level	Line Margin	Level	Factor	Loss Factor	Factor																																																																																																																
MHz	dBuV/m	dBuV/m	dB	dBuV	dB/m	dB	dB	cm	deg																																																																																																													
1	4924.00	41.62	74.00	-32.38	60.83	34.25	12.00	65.46	0.00	--	PEAK																																																																																																											
2	7386.00	52.97	74.00	-21.03	67.34	35.80	14.87	65.04	0.00	300	288 Peak																																																																																																											
3	7386.00	44.23	54.00	-9.77	58.60	35.80	14.87	65.04	0.00	300	288 Average																																																																																																											
Limit	Read	Ant	Cable	Preamp	Aux	APos	TPos	Remark																																																																																																														
Freq	Level	Line Margin	Level	Factor	Loss Factor	Factor																																																																																																																
MHz	dBuV/m	dBuV/m	dB	dBuV	dB/m	dB	dB	cm	deg																																																																																																													
1	4924.00	41.23	74.00	-32.77	60.44	34.25	12.00	65.46	0.00	--	PEAK																																																																																																											
2	7386.00	43.05	74.00	-30.95	57.42	35.80	14.87	65.04	0.00	--	PEAK																																																																																																											



Mode	13																																																																																			
	Band Edge																																																																																			
	2400-2483.5_802.11g_CH01_2412MHz																																																																																			
ANT	CDD 6+8																																																																																			
Pol.	Horizontal	Fundamental																																																																																		
Peak	<table border="1"> <thead> <tr> <th>Limit</th> <th>Read</th> <th>Ant</th> <th>Cable</th> <th>Preamp</th> <th>Aux</th> <th>APos</th> <th>TPos</th> <th>Remark</th> </tr> <tr> <th>Freq</th> <th>Level</th> <th>Line</th> <th>Margin</th> <th>Level</th> <th>Factor</th> <th>Loss</th> <th>Factor</th> <th>Factor</th> </tr> <tr> <th>MHz</th> <th>dBuV/m</th> <th>dBuV/m</th> <th>dB</th> <th>dBuV</th> <th>dB/m</th> <th>dB</th> <th>dB</th> <th>cm</th> <th>deg</th> </tr> </thead> <tbody> <tr> <td>1</td> <td>2389.95</td> <td>62.15</td> <td>74.00</td> <td>-11.85</td> <td>45.92</td> <td>32.38</td> <td>8.78</td> <td>30.93</td> <td>6.00</td> <td>351</td> <td>328</td> <td>PEAK</td> </tr> </tbody> </table>	Limit	Read	Ant	Cable	Preamp	Aux	APos	TPos	Remark	Freq	Level	Line	Margin	Level	Factor	Loss	Factor	Factor	MHz	dBuV/m	dBuV/m	dB	dBuV	dB/m	dB	dB	cm	deg	1	2389.95	62.15	74.00	-11.85	45.92	32.38	8.78	30.93	6.00	351	328	PEAK	<table border="1"> <thead> <tr> <th>Limit</th> <th>Read</th> <th>Ant</th> <th>Cable</th> <th>Preamp</th> <th>Aux</th> <th>APos</th> <th>TPos</th> <th>Remark</th> </tr> <tr> <th>Freq</th> <th>Level</th> <th>Line</th> <th>Margin</th> <th>Level</th> <th>Factor</th> <th>Loss</th> <th>Factor</th> <th>Factor</th> </tr> <tr> <th>MHz</th> <th>dBuV/m</th> <th>dBuV/m</th> <th>dB</th> <th>dBuV</th> <th>dB/m</th> <th>dB</th> <th>dB</th> <th>cm</th> <th>deg</th> </tr> </thead> <tbody> <tr> <td>1</td> <td>2412.00</td> <td>107.74</td> <td>-----</td> <td>-----</td> <td>91.46</td> <td>32.40</td> <td>8.82</td> <td>30.94</td> <td>6.00</td> <td>351</td> <td>328</td> <td>PEAK</td> </tr> </tbody> </table>	Limit	Read	Ant	Cable	Preamp	Aux	APos	TPos	Remark	Freq	Level	Line	Margin	Level	Factor	Loss	Factor	Factor	MHz	dBuV/m	dBuV/m	dB	dBuV	dB/m	dB	dB	cm	deg	1	2412.00	107.74	-----	-----	91.46	32.40	8.82	30.94	6.00	351	328	PEAK
	Limit	Read	Ant	Cable	Preamp	Aux	APos	TPos	Remark																																																																											
Freq	Level	Line	Margin	Level	Factor	Loss	Factor	Factor																																																																												
MHz	dBuV/m	dBuV/m	dB	dBuV	dB/m	dB	dB	cm	deg																																																																											
1	2389.95	62.15	74.00	-11.85	45.92	32.38	8.78	30.93	6.00	351	328	PEAK																																																																								
Limit	Read	Ant	Cable	Preamp	Aux	APos	TPos	Remark																																																																												
Freq	Level	Line	Margin	Level	Factor	Loss	Factor	Factor																																																																												
MHz	dBuV/m	dBuV/m	dB	dBuV	dB/m	dB	dB	cm	deg																																																																											
1	2412.00	107.74	-----	-----	91.46	32.40	8.82	30.94	6.00	351	328	PEAK																																																																								
Avg	<table border="1"> <thead> <tr> <th>Limit</th> <th>Read</th> <th>Ant</th> <th>Cable</th> <th>Preamp</th> <th>Aux</th> <th>APos</th> <th>TPos</th> <th>Remark</th> </tr> <tr> <th>Freq</th> <th>Level</th> <th>Line</th> <th>Margin</th> <th>Level</th> <th>Factor</th> <th>Loss</th> <th>Factor</th> <th>Factor</th> </tr> <tr> <th>MHz</th> <th>dBuV/m</th> <th>dBuV/m</th> <th>dB</th> <th>dBuV</th> <th>dB/m</th> <th>dB</th> <th>dB</th> <th>cm</th> <th>deg</th> </tr> </thead> <tbody> <tr> <td>1</td> <td>2389.95</td> <td>50.11</td> <td>54.00</td> <td>-3.89</td> <td>33.88</td> <td>32.38</td> <td>8.78</td> <td>30.93</td> <td>6.00</td> <td>351</td> <td>328</td> <td>AVERAGE</td> </tr> </tbody> </table>	Limit	Read	Ant	Cable	Preamp	Aux	APos	TPos	Remark	Freq	Level	Line	Margin	Level	Factor	Loss	Factor	Factor	MHz	dBuV/m	dBuV/m	dB	dBuV	dB/m	dB	dB	cm	deg	1	2389.95	50.11	54.00	-3.89	33.88	32.38	8.78	30.93	6.00	351	328	AVERAGE	<table border="1"> <thead> <tr> <th>Limit</th> <th>Read</th> <th>Ant</th> <th>Cable</th> <th>Preamp</th> <th>Aux</th> <th>APos</th> <th>TPos</th> <th>Remark</th> </tr> <tr> <th>Freq</th> <th>Level</th> <th>Line</th> <th>Margin</th> <th>Level</th> <th>Factor</th> <th>Loss</th> <th>Factor</th> <th>Factor</th> </tr> <tr> <th>MHz</th> <th>dBuV/m</th> <th>dBuV/m</th> <th>dB</th> <th>dBuV</th> <th>dB/m</th> <th>dB</th> <th>dB</th> <th>cm</th> <th>deg</th> </tr> </thead> <tbody> <tr> <td>1</td> <td>2412.00</td> <td>98.56</td> <td>-----</td> <td>-----</td> <td>82.28</td> <td>32.40</td> <td>8.82</td> <td>30.94</td> <td>6.00</td> <td>351</td> <td>328</td> <td>AVERAGE</td> </tr> </tbody> </table>	Limit	Read	Ant	Cable	Preamp	Aux	APos	TPos	Remark	Freq	Level	Line	Margin	Level	Factor	Loss	Factor	Factor	MHz	dBuV/m	dBuV/m	dB	dBuV	dB/m	dB	dB	cm	deg	1	2412.00	98.56	-----	-----	82.28	32.40	8.82	30.94	6.00	351	328	AVERAGE
Limit	Read	Ant	Cable	Preamp	Aux	APos	TPos	Remark																																																																												
Freq	Level	Line	Margin	Level	Factor	Loss	Factor	Factor																																																																												
MHz	dBuV/m	dBuV/m	dB	dBuV	dB/m	dB	dB	cm	deg																																																																											
1	2389.95	50.11	54.00	-3.89	33.88	32.38	8.78	30.93	6.00	351	328	AVERAGE																																																																								
Limit	Read	Ant	Cable	Preamp	Aux	APos	TPos	Remark																																																																												
Freq	Level	Line	Margin	Level	Factor	Loss	Factor	Factor																																																																												
MHz	dBuV/m	dBuV/m	dB	dBuV	dB/m	dB	dB	cm	deg																																																																											
1	2412.00	98.56	-----	-----	82.28	32.40	8.82	30.94	6.00	351	328	AVERAGE																																																																								



Mode	13																																																																															
	Band Edge																																																																															
	2400-2483.5_802.11g_CH01_2412MHz																																																																															
ANT	CDD 6+8																																																																															
Pol.	Vertical	Fundamental																																																																														
Peak	<table border="1"> <thead> <tr> <th>Limit</th> <th>Read</th> <th>Ant</th> <th>Cable</th> <th>Preamp</th> <th>Aux</th> <th>APos</th> <th>TPos</th> <th>Remark</th> </tr> <tr> <th>Freq</th> <th>Level</th> <th>Line</th> <th>Margin</th> <th>Level</th> <th>Factor</th> <th>Loss</th> <th>Factor</th> <th>Factor</th> </tr> <tr> <th>MHz</th> <th>dBuV/m</th> <th>dBuV/m</th> <th>dB</th> <th>dBuV</th> <th>dB/m</th> <th>dB</th> <th>dB</th> <th>cm</th> </tr> </thead> <tbody> <tr> <td>1</td> <td>2389.82</td> <td>60.86</td> <td>74.00</td> <td>-13.14</td> <td>44.63</td> <td>32.38</td> <td>8.78</td> <td>30.93</td> <td>6.00</td> <td>300</td> <td>13 PEAK</td> </tr> </tbody> </table>	Limit	Read	Ant	Cable	Preamp	Aux	APos	TPos	Remark	Freq	Level	Line	Margin	Level	Factor	Loss	Factor	Factor	MHz	dBuV/m	dBuV/m	dB	dBuV	dB/m	dB	dB	cm	1	2389.82	60.86	74.00	-13.14	44.63	32.38	8.78	30.93	6.00	300	13 PEAK	<table border="1"> <thead> <tr> <th>Limit</th> <th>Read</th> <th>Ant</th> <th>Cable</th> <th>Preamp</th> <th>Aux</th> <th>APos</th> <th>TPos</th> <th>Remark</th> </tr> <tr> <th>Freq</th> <th>Level</th> <th>Line</th> <th>Margin</th> <th>Level</th> <th>Factor</th> <th>Loss</th> <th>Factor</th> <th>Factor</th> </tr> <tr> <th>MHz</th> <th>dBuV/m</th> <th>dBuV/m</th> <th>dB</th> <th>dBuV</th> <th>dB/m</th> <th>dB</th> <th>dB</th> <th>cm</th> </tr> </thead> <tbody> <tr> <td>1</td> <td>2412.00</td> <td>107.46</td> <td>-----</td> <td>-----</td> <td>91.17</td> <td>32.40</td> <td>8.82</td> <td>30.93</td> <td>6.00</td> <td>300</td> <td>13 PEAK</td> </tr> </tbody> </table>	Limit	Read	Ant	Cable	Preamp	Aux	APos	TPos	Remark	Freq	Level	Line	Margin	Level	Factor	Loss	Factor	Factor	MHz	dBuV/m	dBuV/m	dB	dBuV	dB/m	dB	dB	cm	1	2412.00	107.46	-----	-----	91.17	32.40	8.82	30.93	6.00	300	13 PEAK
	Limit	Read	Ant	Cable	Preamp	Aux	APos	TPos	Remark																																																																							
Freq	Level	Line	Margin	Level	Factor	Loss	Factor	Factor																																																																								
MHz	dBuV/m	dBuV/m	dB	dBuV	dB/m	dB	dB	cm																																																																								
1	2389.82	60.86	74.00	-13.14	44.63	32.38	8.78	30.93	6.00	300	13 PEAK																																																																					
Limit	Read	Ant	Cable	Preamp	Aux	APos	TPos	Remark																																																																								
Freq	Level	Line	Margin	Level	Factor	Loss	Factor	Factor																																																																								
MHz	dBuV/m	dBuV/m	dB	dBuV	dB/m	dB	dB	cm																																																																								
1	2412.00	107.46	-----	-----	91.17	32.40	8.82	30.93	6.00	300	13 PEAK																																																																					
Avg	<table border="1"> <thead> <tr> <th>Limit</th> <th>Read</th> <th>Ant</th> <th>Cable</th> <th>Preamp</th> <th>Aux</th> <th>APos</th> <th>TPos</th> <th>Remark</th> </tr> <tr> <th>Freq</th> <th>Level</th> <th>Line</th> <th>Margin</th> <th>Level</th> <th>Factor</th> <th>Loss</th> <th>Factor</th> <th>Factor</th> </tr> <tr> <th>MHz</th> <th>dBuV/m</th> <th>dBuV/m</th> <th>dB</th> <th>dBuV</th> <th>dB/m</th> <th>dB</th> <th>dB</th> <th>cm</th> </tr> </thead> <tbody> <tr> <td>1</td> <td>2389.95</td> <td>48.07</td> <td>54.00</td> <td>-5.93</td> <td>31.84</td> <td>32.38</td> <td>8.78</td> <td>30.93</td> <td>6.00</td> <td>300</td> <td>13 AVERAGE</td> </tr> </tbody> </table>	Limit	Read	Ant	Cable	Preamp	Aux	APos	TPos	Remark	Freq	Level	Line	Margin	Level	Factor	Loss	Factor	Factor	MHz	dBuV/m	dBuV/m	dB	dBuV	dB/m	dB	dB	cm	1	2389.95	48.07	54.00	-5.93	31.84	32.38	8.78	30.93	6.00	300	13 AVERAGE	<table border="1"> <thead> <tr> <th>Limit</th> <th>Read</th> <th>Ant</th> <th>Cable</th> <th>Preamp</th> <th>Aux</th> <th>APos</th> <th>TPos</th> <th>Remark</th> </tr> <tr> <th>Freq</th> <th>Level</th> <th>Line</th> <th>Margin</th> <th>Level</th> <th>Factor</th> <th>Loss</th> <th>Factor</th> <th>Factor</th> </tr> <tr> <th>MHz</th> <th>dBuV/m</th> <th>dBuV/m</th> <th>dB</th> <th>dBuV</th> <th>dB/m</th> <th>dB</th> <th>dB</th> <th>cm</th> </tr> </thead> <tbody> <tr> <td>1</td> <td>2412.00</td> <td>97.89</td> <td>-----</td> <td>-----</td> <td>81.61</td> <td>32.40</td> <td>8.82</td> <td>30.94</td> <td>6.00</td> <td>300</td> <td>13 AVERAGE</td> </tr> </tbody> </table>	Limit	Read	Ant	Cable	Preamp	Aux	APos	TPos	Remark	Freq	Level	Line	Margin	Level	Factor	Loss	Factor	Factor	MHz	dBuV/m	dBuV/m	dB	dBuV	dB/m	dB	dB	cm	1	2412.00	97.89	-----	-----	81.61	32.40	8.82	30.94	6.00	300	13 AVERAGE
Limit	Read	Ant	Cable	Preamp	Aux	APos	TPos	Remark																																																																								
Freq	Level	Line	Margin	Level	Factor	Loss	Factor	Factor																																																																								
MHz	dBuV/m	dBuV/m	dB	dBuV	dB/m	dB	dB	cm																																																																								
1	2389.95	48.07	54.00	-5.93	31.84	32.38	8.78	30.93	6.00	300	13 AVERAGE																																																																					
Limit	Read	Ant	Cable	Preamp	Aux	APos	TPos	Remark																																																																								
Freq	Level	Line	Margin	Level	Factor	Loss	Factor	Factor																																																																								
MHz	dBuV/m	dBuV/m	dB	dBuV	dB/m	dB	dB	cm																																																																								
1	2412.00	97.89	-----	-----	81.61	32.40	8.82	30.94	6.00	300	13 AVERAGE																																																																					



Mode	13																																																																													
	Harmonic																																																																													
	2400-2483.5_802.11g_CH01_2412MHz																																																																													
ANT	CDD 6+8																																																																													
Pol.	Horizontal	Vertical																																																																												
Peak Avg	<table border="1"> <thead> <tr> <th>Limit</th> <th>Read</th> <th>Ant</th> <th>Cable</th> <th>Preamp</th> <th>Aux</th> <th>APos</th> <th>TPos</th> <th>Remark</th> </tr> <tr> <th>Freq</th> <th>Level</th> <th>Line Margin</th> <th>Level Factor</th> <th>Loss Factor</th> <th>Factor</th> <th></th> <th></th> <th></th> </tr> <tr> <th>MHz</th> <th>dBuV/m</th> <th>dBuV/m</th> <th>dB</th> <th>dBuV</th> <th>dB/m</th> <th>dB</th> <th>dB</th> <th>cm</th> <th>deg</th> </tr> </thead> <tbody> <tr> <td>1 4824.00</td> <td>39.33</td> <td>74.00</td> <td>-34.67</td> <td>58.35</td> <td>34.25</td> <td>12.38</td> <td>65.65</td> <td>0.00</td> <td>-- -- PEAK</td> </tr> </tbody> </table>	Limit	Read	Ant	Cable	Preamp	Aux	APos	TPos	Remark	Freq	Level	Line Margin	Level Factor	Loss Factor	Factor				MHz	dBuV/m	dBuV/m	dB	dBuV	dB/m	dB	dB	cm	deg	1 4824.00	39.33	74.00	-34.67	58.35	34.25	12.38	65.65	0.00	-- -- PEAK	<table border="1"> <thead> <tr> <th>Limit</th> <th>Read</th> <th>Ant</th> <th>Cable</th> <th>Preamp</th> <th>Aux</th> <th>APos</th> <th>TPos</th> <th>Remark</th> </tr> <tr> <th>Freq</th> <th>Level</th> <th>Line Margin</th> <th>Level Factor</th> <th>Loss Factor</th> <th>Factor</th> <th></th> <th></th> <th></th> </tr> <tr> <th>MHz</th> <th>dBuV/m</th> <th>dBuV/m</th> <th>dB</th> <th>dBuV</th> <th>dB/m</th> <th>dB</th> <th>dB</th> <th>cm</th> <th>deg</th> </tr> </thead> <tbody> <tr> <td>1 4824.00</td> <td>40.02</td> <td>74.00</td> <td>-33.98</td> <td>59.04</td> <td>34.25</td> <td>12.38</td> <td>65.65</td> <td>0.00</td> <td>-- -- PEAK</td> </tr> </tbody> </table>	Limit	Read	Ant	Cable	Preamp	Aux	APos	TPos	Remark	Freq	Level	Line Margin	Level Factor	Loss Factor	Factor				MHz	dBuV/m	dBuV/m	dB	dBuV	dB/m	dB	dB	cm	deg	1 4824.00	40.02	74.00	-33.98	59.04	34.25	12.38	65.65	0.00	-- -- PEAK
Limit	Read	Ant	Cable	Preamp	Aux	APos	TPos	Remark																																																																						
Freq	Level	Line Margin	Level Factor	Loss Factor	Factor																																																																									
MHz	dBuV/m	dBuV/m	dB	dBuV	dB/m	dB	dB	cm	deg																																																																					
1 4824.00	39.33	74.00	-34.67	58.35	34.25	12.38	65.65	0.00	-- -- PEAK																																																																					
Limit	Read	Ant	Cable	Preamp	Aux	APos	TPos	Remark																																																																						
Freq	Level	Line Margin	Level Factor	Loss Factor	Factor																																																																									
MHz	dBuV/m	dBuV/m	dB	dBuV	dB/m	dB	dB	cm	deg																																																																					
1 4824.00	40.02	74.00	-33.98	59.04	34.25	12.38	65.65	0.00	-- -- PEAK																																																																					



Mode	14																																																																																																												
	Harmonic																																																																																																												
	2400-2483.5_802.11g_CH06_2437MHz																																																																																																												
ANT	CDD 6+8																																																																																																												
Pol.	Horizontal	Vertical																																																																																																											
Peak Avg																																																																																																													
	<table border="1"> <thead> <tr> <th>Limit</th> <th>Read</th> <th>Ant</th> <th>Cable</th> <th>Preamp</th> <th>Aux</th> <th>APos</th> <th>TPos</th> <th>Remark</th> </tr> <tr> <th>Freq</th> <th>Level</th> <th>Line Margin</th> <th>Level Factor</th> <th>Loss Factor</th> <th>Factor</th> <th></th> <th></th> <th></th> </tr> <tr> <th>MHz</th> <th>dBuV/m</th> <th>dBuV/m</th> <th>dB</th> <th>dBuV</th> <th>dB/m</th> <th>dB</th> <th>dB</th> <th>cm</th> <th>deg</th> </tr> </thead> <tbody> <tr> <td>1</td> <td>4874.00</td> <td>41.01</td> <td>74.00</td> <td>-32.99</td> <td>60.28</td> <td>34.20</td> <td>12.09</td> <td>65.56</td> <td>0.00</td> <td>--</td> <td>--</td> <td>PEAK</td> </tr> <tr> <td>2</td> <td>7311.00</td> <td>43.18</td> <td>74.00</td> <td>-30.82</td> <td>57.26</td> <td>35.80</td> <td>14.95</td> <td>64.83</td> <td>0.00</td> <td>--</td> <td>--</td> <td>PEAK</td> </tr> </tbody> </table>	Limit	Read	Ant	Cable	Preamp	Aux	APos	TPos	Remark	Freq	Level	Line Margin	Level Factor	Loss Factor	Factor				MHz	dBuV/m	dBuV/m	dB	dBuV	dB/m	dB	dB	cm	deg	1	4874.00	41.01	74.00	-32.99	60.28	34.20	12.09	65.56	0.00	--	--	PEAK	2	7311.00	43.18	74.00	-30.82	57.26	35.80	14.95	64.83	0.00	--	--	PEAK	<table border="1"> <thead> <tr> <th>Limit</th> <th>Read</th> <th>Ant</th> <th>Cable</th> <th>Preamp</th> <th>Aux</th> <th>APos</th> <th>TPos</th> <th>Remark</th> </tr> <tr> <th>Freq</th> <th>Level</th> <th>Line Margin</th> <th>Level Factor</th> <th>Loss Factor</th> <th>Factor</th> <th></th> <th></th> <th></th> </tr> <tr> <th>MHz</th> <th>dBuV/m</th> <th>dBuV/m</th> <th>dB</th> <th>dBuV</th> <th>dB/m</th> <th>dB</th> <th>dB</th> <th>cm</th> <th>deg</th> </tr> </thead> <tbody> <tr> <td>1</td> <td>4874.00</td> <td>40.65</td> <td>74.00</td> <td>-33.35</td> <td>59.92</td> <td>34.20</td> <td>12.09</td> <td>65.56</td> <td>0.00</td> <td>--</td> <td>--</td> <td>PEAK</td> </tr> <tr> <td>2</td> <td>7311.00</td> <td>42.80</td> <td>74.00</td> <td>-31.20</td> <td>56.88</td> <td>35.80</td> <td>14.95</td> <td>64.83</td> <td>0.00</td> <td>--</td> <td>--</td> <td>PEAK</td> </tr> </tbody> </table>	Limit	Read	Ant	Cable	Preamp	Aux	APos	TPos	Remark	Freq	Level	Line Margin	Level Factor	Loss Factor	Factor				MHz	dBuV/m	dBuV/m	dB	dBuV	dB/m	dB	dB	cm	deg	1	4874.00	40.65	74.00	-33.35	59.92	34.20	12.09	65.56	0.00	--	--	PEAK	2	7311.00	42.80	74.00	-31.20	56.88	35.80	14.95	64.83	0.00	--	--
Limit	Read	Ant	Cable	Preamp	Aux	APos	TPos	Remark																																																																																																					
Freq	Level	Line Margin	Level Factor	Loss Factor	Factor																																																																																																								
MHz	dBuV/m	dBuV/m	dB	dBuV	dB/m	dB	dB	cm	deg																																																																																																				
1	4874.00	41.01	74.00	-32.99	60.28	34.20	12.09	65.56	0.00	--	--	PEAK																																																																																																	
2	7311.00	43.18	74.00	-30.82	57.26	35.80	14.95	64.83	0.00	--	--	PEAK																																																																																																	
Limit	Read	Ant	Cable	Preamp	Aux	APos	TPos	Remark																																																																																																					
Freq	Level	Line Margin	Level Factor	Loss Factor	Factor																																																																																																								
MHz	dBuV/m	dBuV/m	dB	dBuV	dB/m	dB	dB	cm	deg																																																																																																				
1	4874.00	40.65	74.00	-33.35	59.92	34.20	12.09	65.56	0.00	--	--	PEAK																																																																																																	
2	7311.00	42.80	74.00	-31.20	56.88	35.80	14.95	64.83	0.00	--	--	PEAK																																																																																																	





Mode	15																																																																																																																	
	Band Edge																																																																																																																	
	2400-2483.5_802.11g_CH11_2462MHz																																																																																																																	
ANT	CDD 6+8																																																																																																																	
Pol.	Horizontal	Fundamental																																																																																																																
Peak	<p>Level (dBuV/m) vs Frequency (MHz) plot for Horizontal polarization. The plot shows a signal between 2440 and 2500 MHz. A red horizontal line indicates the FCC PART 15C limit at approximately 74 dBuV/m. The signal level peaks at approximately 113.8 dBuV/m around 2462 MHz.</p> <table border="1"> <thead> <tr> <th>Limit</th> <th>Read</th> <th>Ant</th> <th>Cable</th> <th>Preamp</th> <th>Aux</th> <th>APos</th> <th>TPos</th> </tr> <tr> <th>Freq</th> <th>Level</th> <th>Line</th> <th>Margin</th> <th>Level</th> <th>Factor</th> <th>Loss</th> <th>Factor</th> </tr> <tr> <th>MHz</th> <th>dBuV/m</th> <th>dBuV/m</th> <th>dB</th> <th>dBuV</th> <th>dB/m</th> <th>dB</th> <th>dB</th> </tr> </thead> <tbody> <tr> <td>1 2483.50</td> <td>61.25</td> <td>74.00</td> <td>-12.75</td> <td>44.94</td> <td>32.40</td> <td>8.88</td> <td>30.97</td> </tr> <tr> <td></td> <td></td> <td></td> <td></td> <td></td> <td></td> <td>6.00</td> <td>300</td> </tr> <tr> <td></td> <td></td> <td></td> <td></td> <td></td> <td></td> <td></td> <td>339</td> </tr> <tr> <td></td> <td></td> <td></td> <td></td> <td></td> <td></td> <td></td> <td>PEAK</td> </tr> </tbody> </table>	Limit	Read	Ant	Cable	Preamp	Aux	APos	TPos	Freq	Level	Line	Margin	Level	Factor	Loss	Factor	MHz	dBuV/m	dBuV/m	dB	dBuV	dB/m	dB	dB	1 2483.50	61.25	74.00	-12.75	44.94	32.40	8.88	30.97							6.00	300								339								PEAK	<p>Level (dBuV/m) vs Frequency (MHz) plot for Fundamental polarization. The plot shows a signal between 1000 and 3000 MHz. A red horizontal line indicates the FCC PART 15C limit at approximately 74 dBuV/m. A sharp peak is observed at 2462 MHz, reaching approximately 113.8 dBuV/m.</p> <table border="1"> <thead> <tr> <th>Limit</th> <th>Read</th> <th>Ant</th> <th>Cable</th> <th>Preamp</th> <th>Aux</th> <th>APos</th> <th>TPos</th> </tr> <tr> <th>Freq</th> <th>Level</th> <th>Line</th> <th>Margin</th> <th>Level</th> <th>Factor</th> <th>Loss</th> <th>Factor</th> </tr> <tr> <th>MHz</th> <th>dBuV/m</th> <th>dBuV/m</th> <th>dB</th> <th>dBuV</th> <th>dB/m</th> <th>dB</th> <th>dB</th> </tr> </thead> <tbody> <tr> <td>1 2462.00</td> <td>111.41</td> <td>74.00</td> <td>-37.59</td> <td>95.08</td> <td>32.40</td> <td>8.89</td> <td>30.96</td> </tr> <tr> <td></td> <td></td> <td></td> <td></td> <td></td> <td></td> <td>6.00</td> <td>300</td> </tr> <tr> <td></td> <td></td> <td></td> <td></td> <td></td> <td></td> <td></td> <td>339</td> </tr> <tr> <td></td> <td></td> <td></td> <td></td> <td></td> <td></td> <td></td> <td>PEAK</td> </tr> </tbody> </table>	Limit	Read	Ant	Cable	Preamp	Aux	APos	TPos	Freq	Level	Line	Margin	Level	Factor	Loss	Factor	MHz	dBuV/m	dBuV/m	dB	dBuV	dB/m	dB	dB	1 2462.00	111.41	74.00	-37.59	95.08	32.40	8.89	30.96							6.00	300								339								PEAK
	Limit	Read	Ant	Cable	Preamp	Aux	APos	TPos																																																																																																										
Freq	Level	Line	Margin	Level	Factor	Loss	Factor																																																																																																											
MHz	dBuV/m	dBuV/m	dB	dBuV	dB/m	dB	dB																																																																																																											
1 2483.50	61.25	74.00	-12.75	44.94	32.40	8.88	30.97																																																																																																											
						6.00	300																																																																																																											
							339																																																																																																											
							PEAK																																																																																																											
Limit	Read	Ant	Cable	Preamp	Aux	APos	TPos																																																																																																											
Freq	Level	Line	Margin	Level	Factor	Loss	Factor																																																																																																											
MHz	dBuV/m	dBuV/m	dB	dBuV	dB/m	dB	dB																																																																																																											
1 2462.00	111.41	74.00	-37.59	95.08	32.40	8.89	30.96																																																																																																											
						6.00	300																																																																																																											
							339																																																																																																											
							PEAK																																																																																																											
Avg	<p>Level (dBuV/m) vs Frequency (MHz) plot for Horizontal polarization (Average). The plot shows a signal between 2440 and 2500 MHz. A red horizontal line indicates the FCC PART 15C (AVG) limit at approximately 54 dBuV/m. The signal level peaks at approximately 113.8 dBuV/m around 2462 MHz.</p> <table border="1"> <thead> <tr> <th>Limit</th> <th>Read</th> <th>Ant</th> <th>Cable</th> <th>Preamp</th> <th>Aux</th> <th>APos</th> <th>TPos</th> </tr> <tr> <th>Freq</th> <th>Level</th> <th>Line</th> <th>Margin</th> <th>Level</th> <th>Factor</th> <th>Loss</th> <th>Factor</th> </tr> <tr> <th>MHz</th> <th>dBuV/m</th> <th>dBuV/m</th> <th>dB</th> <th>dBuV</th> <th>dB/m</th> <th>dB</th> <th>dB</th> </tr> </thead> <tbody> <tr> <td>1 2483.50</td> <td>49.00</td> <td>54.00</td> <td>-5.00</td> <td>32.69</td> <td>32.40</td> <td>8.88</td> <td>30.97</td> </tr> <tr> <td></td> <td></td> <td></td> <td></td> <td></td> <td></td> <td>6.00</td> <td>300</td> </tr> <tr> <td></td> <td></td> <td></td> <td></td> <td></td> <td></td> <td></td> <td>339</td> </tr> <tr> <td></td> <td></td> <td></td> <td></td> <td></td> <td></td> <td></td> <td>AVERAGE</td> </tr> </tbody> </table>	Limit	Read	Ant	Cable	Preamp	Aux	APos	TPos	Freq	Level	Line	Margin	Level	Factor	Loss	Factor	MHz	dBuV/m	dBuV/m	dB	dBuV	dB/m	dB	dB	1 2483.50	49.00	54.00	-5.00	32.69	32.40	8.88	30.97							6.00	300								339								AVERAGE	<p>Level (dBuV/m) vs Frequency (MHz) plot for Fundamental polarization (Average). The plot shows a signal between 1000 and 3000 MHz. A red horizontal line indicates the FCC PART 15C (AVG) limit at approximately 54 dBuV/m. A sharp peak is observed at 2462 MHz, reaching approximately 113.8 dBuV/m.</p> <table border="1"> <thead> <tr> <th>Limit</th> <th>Read</th> <th>Ant</th> <th>Cable</th> <th>Preamp</th> <th>Aux</th> <th>APos</th> <th>TPos</th> </tr> <tr> <th>Freq</th> <th>Level</th> <th>Line</th> <th>Margin</th> <th>Level</th> <th>Factor</th> <th>Loss</th> <th>Factor</th> </tr> <tr> <th>MHz</th> <th>dBuV/m</th> <th>dBuV/m</th> <th>dB</th> <th>dBuV</th> <th>dB/m</th> <th>dB</th> <th>dB</th> </tr> </thead> <tbody> <tr> <td>1 2462.00</td> <td>102.34</td> <td>54.00</td> <td>-48.34</td> <td>86.01</td> <td>32.40</td> <td>8.89</td> <td>30.96</td> </tr> <tr> <td></td> <td></td> <td></td> <td></td> <td></td> <td></td> <td>6.00</td> <td>300</td> </tr> <tr> <td></td> <td></td> <td></td> <td></td> <td></td> <td></td> <td></td> <td>339</td> </tr> <tr> <td></td> <td></td> <td></td> <td></td> <td></td> <td></td> <td></td> <td>AVERAGE</td> </tr> </tbody> </table>	Limit	Read	Ant	Cable	Preamp	Aux	APos	TPos	Freq	Level	Line	Margin	Level	Factor	Loss	Factor	MHz	dBuV/m	dBuV/m	dB	dBuV	dB/m	dB	dB	1 2462.00	102.34	54.00	-48.34	86.01	32.40	8.89	30.96							6.00	300								339								AVERAGE
Limit	Read	Ant	Cable	Preamp	Aux	APos	TPos																																																																																																											
Freq	Level	Line	Margin	Level	Factor	Loss	Factor																																																																																																											
MHz	dBuV/m	dBuV/m	dB	dBuV	dB/m	dB	dB																																																																																																											
1 2483.50	49.00	54.00	-5.00	32.69	32.40	8.88	30.97																																																																																																											
						6.00	300																																																																																																											
							339																																																																																																											
							AVERAGE																																																																																																											
Limit	Read	Ant	Cable	Preamp	Aux	APos	TPos																																																																																																											
Freq	Level	Line	Margin	Level	Factor	Loss	Factor																																																																																																											
MHz	dBuV/m	dBuV/m	dB	dBuV	dB/m	dB	dB																																																																																																											
1 2462.00	102.34	54.00	-48.34	86.01	32.40	8.89	30.96																																																																																																											
						6.00	300																																																																																																											
							339																																																																																																											
							AVERAGE																																																																																																											



Mode	15																																																																											
	Band Edge																																																																											
	2400-2483.5_802.11g_CH11_2462MHz																																																																											
ANT	CDD 6+8																																																																											
Pol.	Vertical	Fundamental																																																																										
Peak	<table border="1"> <thead> <tr> <th>Limit</th> <th>Read</th> <th>Ant</th> <th>Cable</th> <th>Preamp</th> <th>Aux</th> <th>APos</th> <th>TPos</th> </tr> <tr> <th>Freq</th> <th>Level</th> <th>Line</th> <th>Margin</th> <th>Level</th> <th>Factor</th> <th>Loss</th> <th>Factor</th> </tr> <tr> <th>MHz</th> <th>dBuV/m</th> <th>dBuV/m</th> <th>dB</th> <th>dBuV</th> <th>dB/m</th> <th>dB</th> <th>dB</th> </tr> </thead> <tbody> <tr> <td>1</td> <td>2483.56</td> <td>60.68</td> <td>74.00</td> <td>-13.32</td> <td>44.37</td> <td>32.40</td> <td>8.88</td> <td>30.97</td> <td>6.00</td> <td>300</td> <td>86</td> <td>PEAK</td> </tr> </tbody> </table>	Limit	Read	Ant	Cable	Preamp	Aux	APos	TPos	Freq	Level	Line	Margin	Level	Factor	Loss	Factor	MHz	dBuV/m	dBuV/m	dB	dBuV	dB/m	dB	dB	1	2483.56	60.68	74.00	-13.32	44.37	32.40	8.88	30.97	6.00	300	86	PEAK	<table border="1"> <thead> <tr> <th>Limit</th> <th>Read</th> <th>Ant</th> <th>Cable</th> <th>Preamp</th> <th>Aux</th> <th>APos</th> <th>TPos</th> </tr> <tr> <th>Freq</th> <th>Level</th> <th>Line</th> <th>Margin</th> <th>Level</th> <th>Factor</th> <th>Loss</th> <th>Factor</th> </tr> <tr> <th>MHz</th> <th>dBuV/m</th> <th>dBuV/m</th> <th>dB</th> <th>dBuV</th> <th>dB/m</th> <th>dB</th> <th>dB</th> </tr> </thead> <tbody> <tr> <td>1</td> <td>2462.00</td> <td>109.33</td> <td>-----</td> <td>-----</td> <td>93.00</td> <td>32.40</td> <td>8.89</td> <td>30.96</td> <td>6.00</td> <td>300</td> <td>86</td> <td>PEAK</td> </tr> </tbody> </table>	Limit	Read	Ant	Cable	Preamp	Aux	APos	TPos	Freq	Level	Line	Margin	Level	Factor	Loss	Factor	MHz	dBuV/m	dBuV/m	dB	dBuV	dB/m	dB	dB	1	2462.00	109.33	-----	-----	93.00	32.40	8.89	30.96	6.00	300	86	PEAK
	Limit	Read	Ant	Cable	Preamp	Aux	APos	TPos																																																																				
Freq	Level	Line	Margin	Level	Factor	Loss	Factor																																																																					
MHz	dBuV/m	dBuV/m	dB	dBuV	dB/m	dB	dB																																																																					
1	2483.56	60.68	74.00	-13.32	44.37	32.40	8.88	30.97	6.00	300	86	PEAK																																																																
Limit	Read	Ant	Cable	Preamp	Aux	APos	TPos																																																																					
Freq	Level	Line	Margin	Level	Factor	Loss	Factor																																																																					
MHz	dBuV/m	dBuV/m	dB	dBuV	dB/m	dB	dB																																																																					
1	2462.00	109.33	-----	-----	93.00	32.40	8.89	30.96	6.00	300	86	PEAK																																																																
Avg	<table border="1"> <thead> <tr> <th>Limit</th> <th>Read</th> <th>Ant</th> <th>Cable</th> <th>Preamp</th> <th>Aux</th> <th>APos</th> <th>TPos</th> </tr> <tr> <th>Freq</th> <th>Level</th> <th>Line</th> <th>Margin</th> <th>Level</th> <th>Factor</th> <th>Loss</th> <th>Factor</th> </tr> <tr> <th>MHz</th> <th>dBuV/m</th> <th>dBuV/m</th> <th>dB</th> <th>dBuV</th> <th>dB/m</th> <th>dB</th> <th>dB</th> </tr> </thead> <tbody> <tr> <td>1</td> <td>2483.50</td> <td>48.28</td> <td>54.00</td> <td>-5.72</td> <td>31.97</td> <td>32.40</td> <td>8.88</td> <td>30.97</td> <td>6.00</td> <td>300</td> <td>86</td> <td>AVERAGE</td> </tr> </tbody> </table>	Limit	Read	Ant	Cable	Preamp	Aux	APos	TPos	Freq	Level	Line	Margin	Level	Factor	Loss	Factor	MHz	dBuV/m	dBuV/m	dB	dBuV	dB/m	dB	dB	1	2483.50	48.28	54.00	-5.72	31.97	32.40	8.88	30.97	6.00	300	86	AVERAGE	<table border="1"> <thead> <tr> <th>Limit</th> <th>Read</th> <th>Ant</th> <th>Cable</th> <th>Preamp</th> <th>Aux</th> <th>APos</th> <th>TPos</th> </tr> <tr> <th>Freq</th> <th>Level</th> <th>Line</th> <th>Margin</th> <th>Level</th> <th>Factor</th> <th>Loss</th> <th>Factor</th> </tr> <tr> <th>MHz</th> <th>dBuV/m</th> <th>dBuV/m</th> <th>dB</th> <th>dBuV</th> <th>dB/m</th> <th>dB</th> <th>dB</th> </tr> </thead> <tbody> <tr> <td>1</td> <td>2462.00</td> <td>100.23</td> <td>-----</td> <td>-----</td> <td>83.90</td> <td>32.40</td> <td>8.89</td> <td>30.96</td> <td>6.00</td> <td>300</td> <td>86</td> <td>AVERAGE</td> </tr> </tbody> </table>	Limit	Read	Ant	Cable	Preamp	Aux	APos	TPos	Freq	Level	Line	Margin	Level	Factor	Loss	Factor	MHz	dBuV/m	dBuV/m	dB	dBuV	dB/m	dB	dB	1	2462.00	100.23	-----	-----	83.90	32.40	8.89	30.96	6.00	300	86	AVERAGE
Limit	Read	Ant	Cable	Preamp	Aux	APos	TPos																																																																					
Freq	Level	Line	Margin	Level	Factor	Loss	Factor																																																																					
MHz	dBuV/m	dBuV/m	dB	dBuV	dB/m	dB	dB																																																																					
1	2483.50	48.28	54.00	-5.72	31.97	32.40	8.88	30.97	6.00	300	86	AVERAGE																																																																
Limit	Read	Ant	Cable	Preamp	Aux	APos	TPos																																																																					
Freq	Level	Line	Margin	Level	Factor	Loss	Factor																																																																					
MHz	dBuV/m	dBuV/m	dB	dBuV	dB/m	dB	dB																																																																					
1	2462.00	100.23	-----	-----	83.90	32.40	8.89	30.96	6.00	300	86	AVERAGE																																																																