

# MEASUREMENT 44

Type: Phone measurement (Complete)

Date of measurement: 2024-03-17

Measurement duration: 12 minutes 3 seconds

E-field Probe: SSE2 - SN 18/21 EPGO356; ConvF: 2.22; Calibrated: 2023-07-07

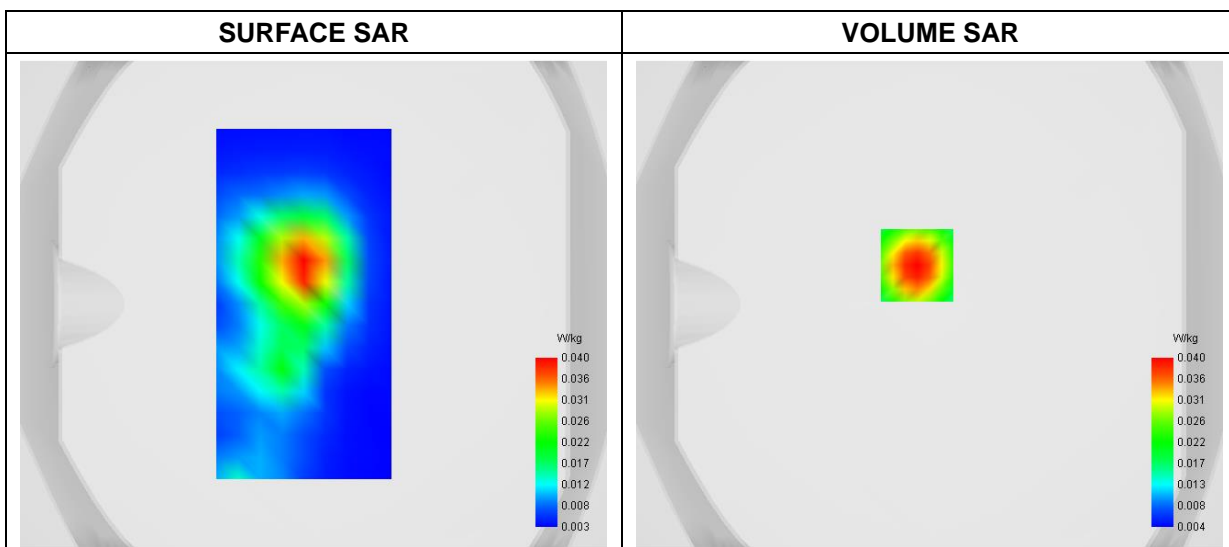
### A. Experimental conditions

<b>Area Scan</b>	dx=9mm dy=9mm
<b>Zoom Scan</b>	dx=5mm dy=5mm dz=4mm
<b>Phantom</b>	Flat Plane
<b>Device Position</b>	Front
<b>Band</b>	NR n38_HPUE
<b>Channels</b>	DFT-s OFDM 16QAM, 40MHz, 1RB, Low
<b>Signal</b>	Duty Cycle 1:1

### B. SAR Measurement Results

<b>Frequency (MHz)</b>	2590.000000
<b>Relative Permittivity (real part)</b>	38.871835
<b>Conductivity (S/m)</b>	1.934129
<b>Power Variation (%)</b>	2.227400
<b>Ambient Temperature</b>	22.5
<b>Liquid Temperature</b>	22.5

### C. SAR Surface and Volume

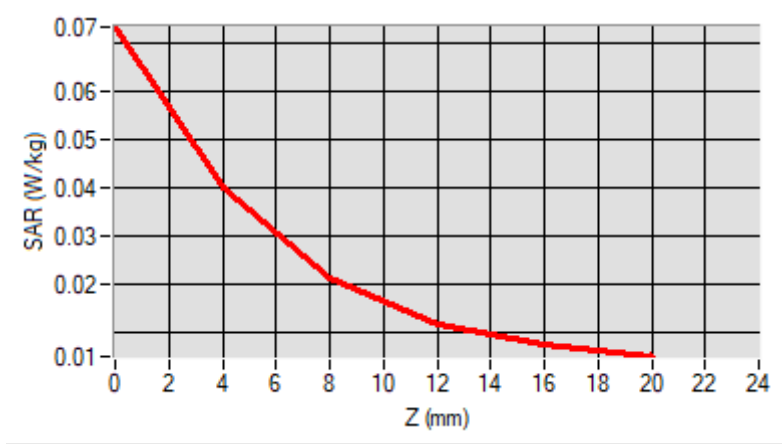


**Maximum location: X=-5.00, Y=16.00  
D. SAR 1g & 10g**

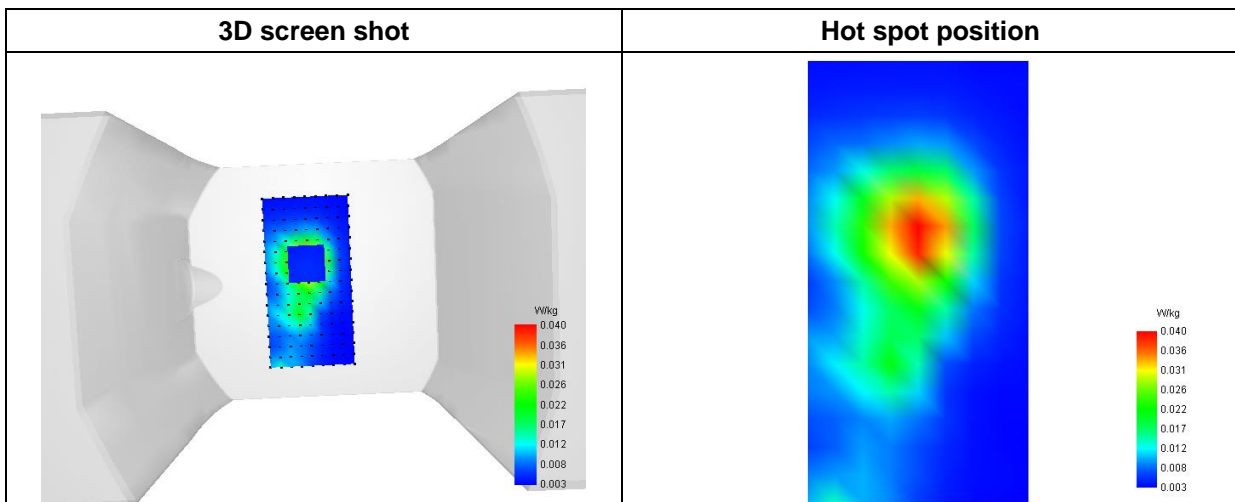
<b>SAR 10g (W/Kg)</b>	<b>0.019631</b>
<b>SAR 1g (W/Kg)</b>	<b>0.037699</b>

**E. Z Axis Scan**

<b>Z (mm)</b>	<b>0.00</b>	<b>4.00</b>	<b>8.00</b>	<b>12.00</b>	<b>16.00</b>
<b>SAR (W/Kg)</b>	<b>0.0734</b>	<b>0.0400</b>	<b>0.0213</b>	<b>0.0118</b>	<b>0.0075</b>



**F. 3D Image**



# MEASUREMENT 45

Type: Phone measurement (Complete)

Date of measurement: 2024-03-17

Measurement duration: 12 minutes 3 seconds

E-field Probe: SSE2 - SN 18/21 EPGO356; ConvF: 2.22; Calibrated: 2023-07-07

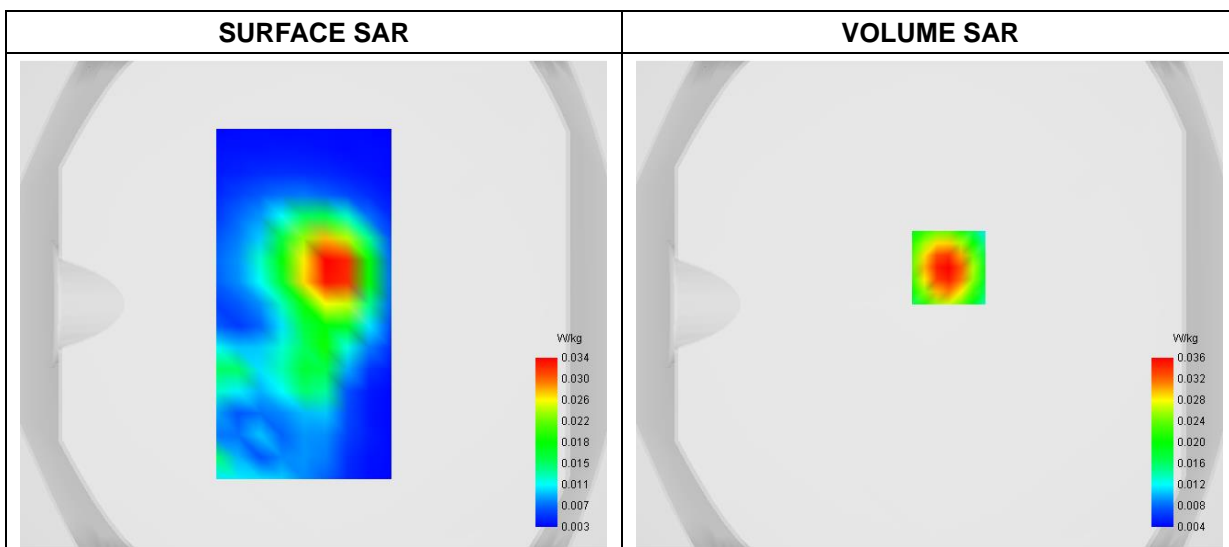
### A. Experimental conditions

<b>Area Scan</b>	dx=9mm dy=9mm
<b>Zoom Scan</b>	dx=5mm dy=5mm dz=4mm
<b>Phantom</b>	Flat Plane
<b>Device Position</b>	Front
<b>Band</b>	NR n41_HPUE
<b>Channels</b>	DFT-s OFDM QPSK, 100MHz, 1RB, High
<b>Signal</b>	Duty Cycle 1:1

### B. SAR Measurement Results

<b>Frequency (MHz)</b>	2640.000000
<b>Relative Permittivity (real part)</b>	38.872911
<b>Conductivity (S/m)</b>	1.931483
<b>Power Variation (%)</b>	1.367400
<b>Ambient Temperature</b>	22.5
<b>Liquid Temperature</b>	22.5

### C. SAR Surface and Volume



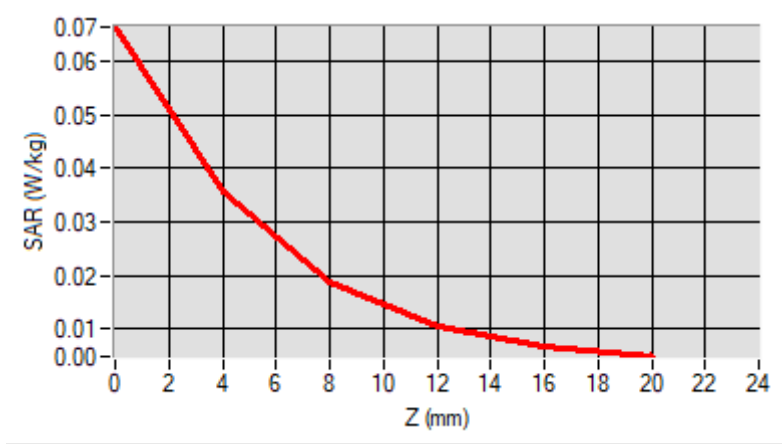
Maximum location: X=8.00, Y=15.00

D. SAR 1g & 10g

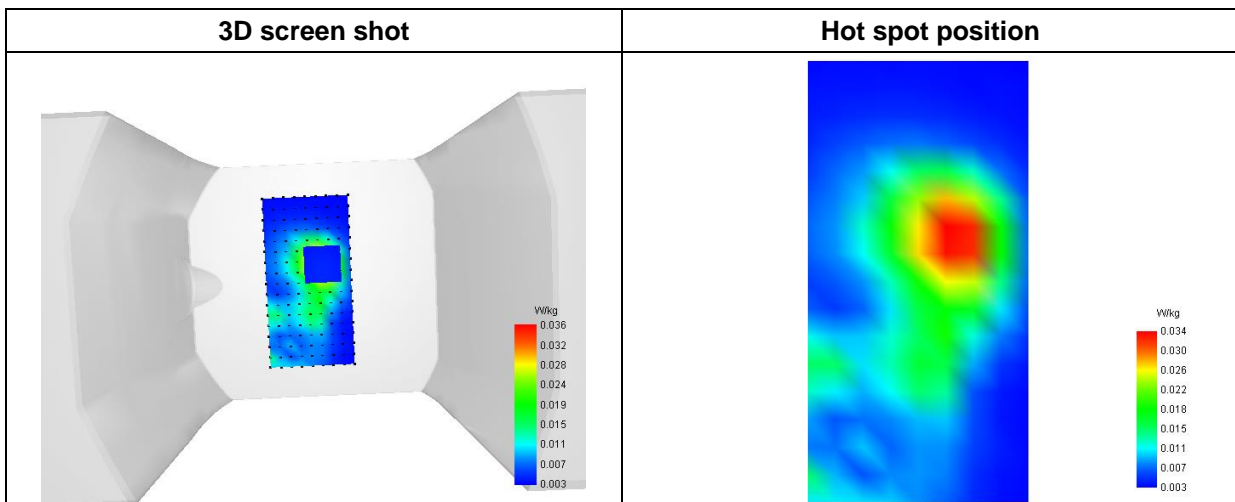
SAR 10g (W/Kg)	0.017479
SAR 1g (W/Kg)	0.033735

E. Z Axis Scan

Z (mm)	0.00	4.00	8.00	12.00	16.00
SAR (W/Kg)	0.0664	0.0357	0.0188	0.0104	0.0067



F. 3D Image



# MEASUREMENT 46

Type: Phone measurement (Complete)

Date of measurement: 2024-03-20

Measurement duration: 12 minutes 3 seconds

E-field Probe: SSE2 - SN 18/21 EPGO356; ConvF: 2.07; Calibrated: 2023-07-07

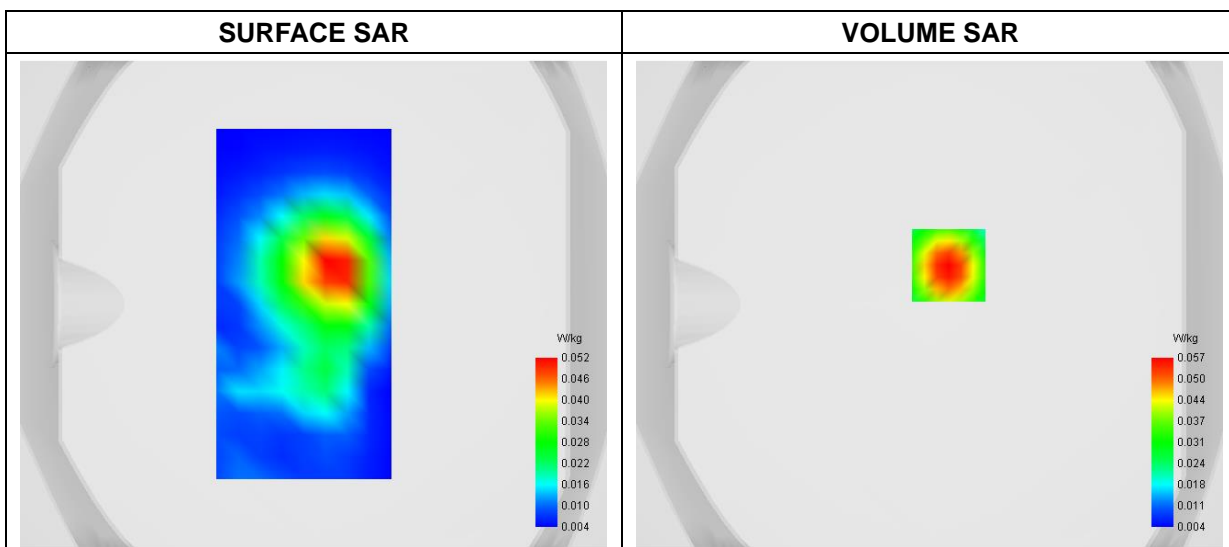
### A. Experimental conditions

<b>Area Scan</b>	dx=9mm dy=9mm
<b>Zoom Scan</b>	dx=5mm dy=5mm dz=4mm
<b>Phantom</b>	Flat Plane
<b>Device Position</b>	Front
<b>Band</b>	NR n77/78_3450-3550MHz_HPUE
<b>Channels</b>	DFT-s OFDM QPSK, 100MHz, 1RB, Middle
<b>Signal</b>	Duty Cycle 1:1

### B. SAR Measurement Results

<b>Frequency (MHz)</b>	3500.010000
<b>Relative Permittivity (real part)</b>	36.424129
<b>Conductivity (S/m)</b>	3.043701
<b>Power Variation (%)</b>	1.235470
<b>Ambient Temperature</b>	22.9
<b>Liquid Temperature</b>	22.9

### C. SAR Surface and Volume



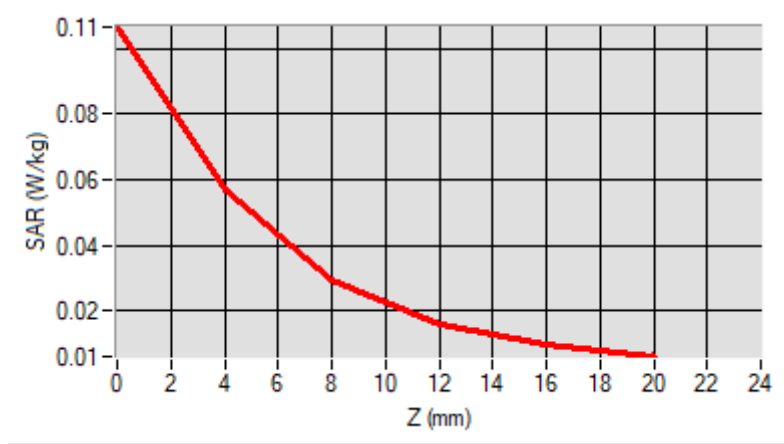
Maximum location: X=8.00, Y=16.00

D. SAR 1g & 10g

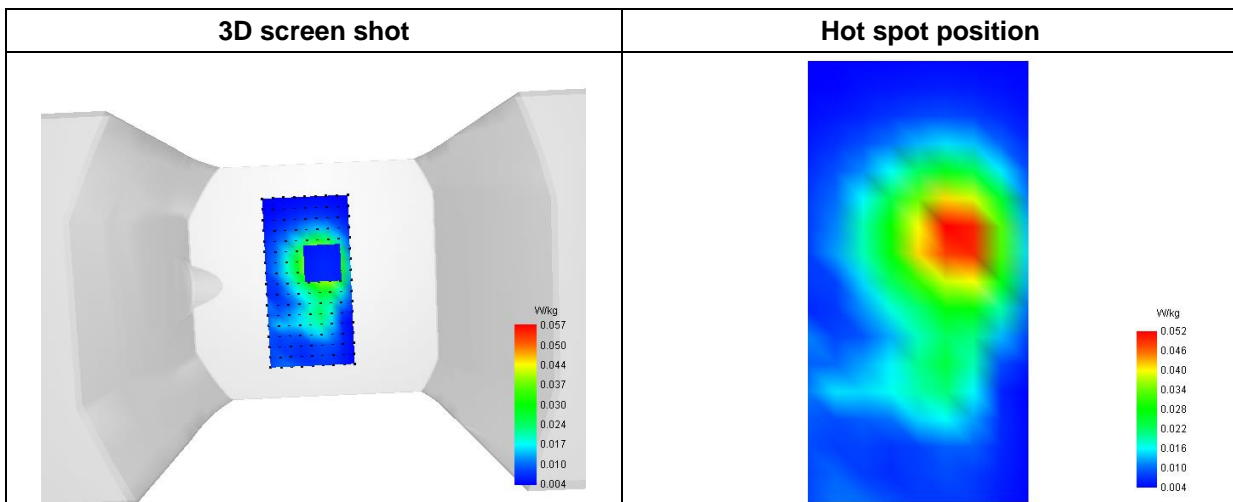
SAR 10g (W/Kg)	0.027344
SAR 1g (W/Kg)	0.053652

E. Z Axis Scan

Z (mm)	0.00	4.00	8.00	12.00	16.00
SAR (W/Kg)	0.1066	0.0571	0.0295	0.0158	0.0095



F. 3D Image



# MEASUREMENT 47

Type: Measurement (Complete)

Date of measurement: 2024-03-17

Measurement duration: 12 minutes 3 seconds

E-field Probe: SSE2 - SN 18/21 EPGO356; ConvF: 2.22; Calibrated: 2023-07-07

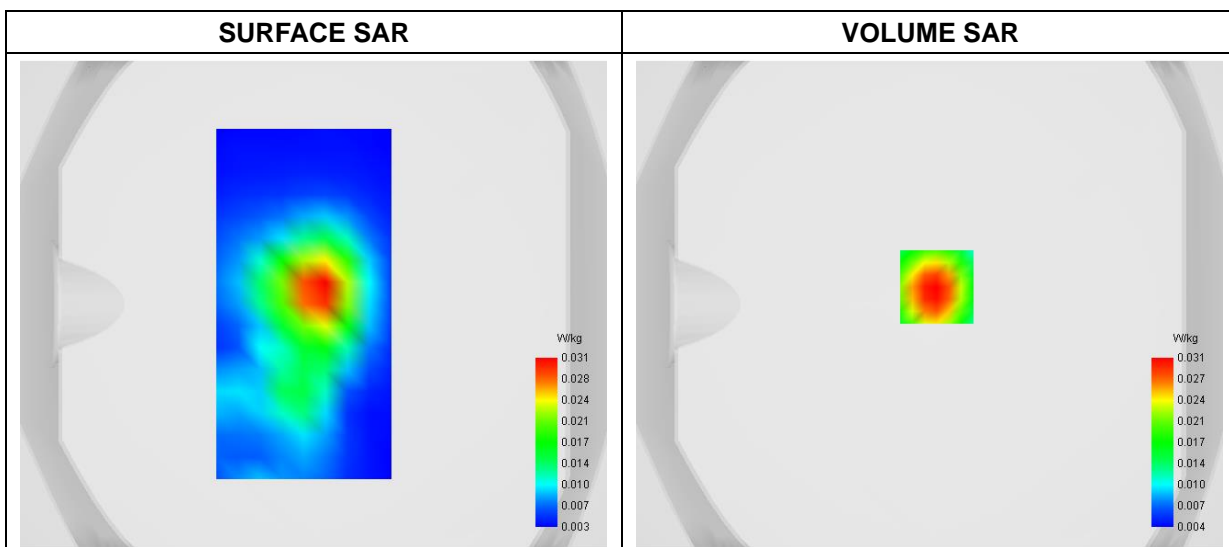
### A. Experimental conditions

<b>Area Scan</b>	dx=9mm dy=9mm
<b>Zoom Scan</b>	dx=5mm dy=5mm dz=4mm
<b>Phantom</b>	Flat Plane
<b>Device Position</b>	Front
<b>Band</b>	n38_UL MIMO_HPUE
<b>Channels</b>	CP OFDM QPSK, 40MHz, 1RB, High
<b>Signal</b>	Duty Cycle 1:1

### B. SAR Measurement Results

<b>Frequency (MHz)</b>	2600.000000
<b>Relative Permittivity (real part)</b>	38.873663
<b>Conductivity (S/m)</b>	1.933645
<b>Power Variation (%)</b>	-1.436400
<b>Ambient Temperature</b>	22.5
<b>Liquid Temperature</b>	22.5

### C. SAR Surface and Volume

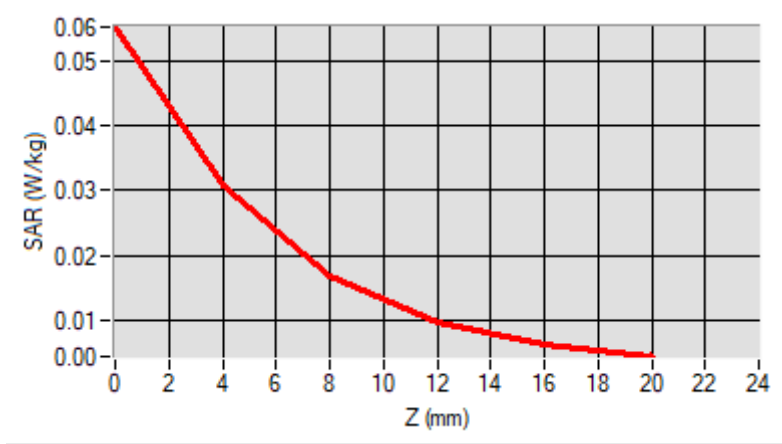


**Maximum location: X=3.00, Y=7.00**  
**D. SAR 1g & 10g**

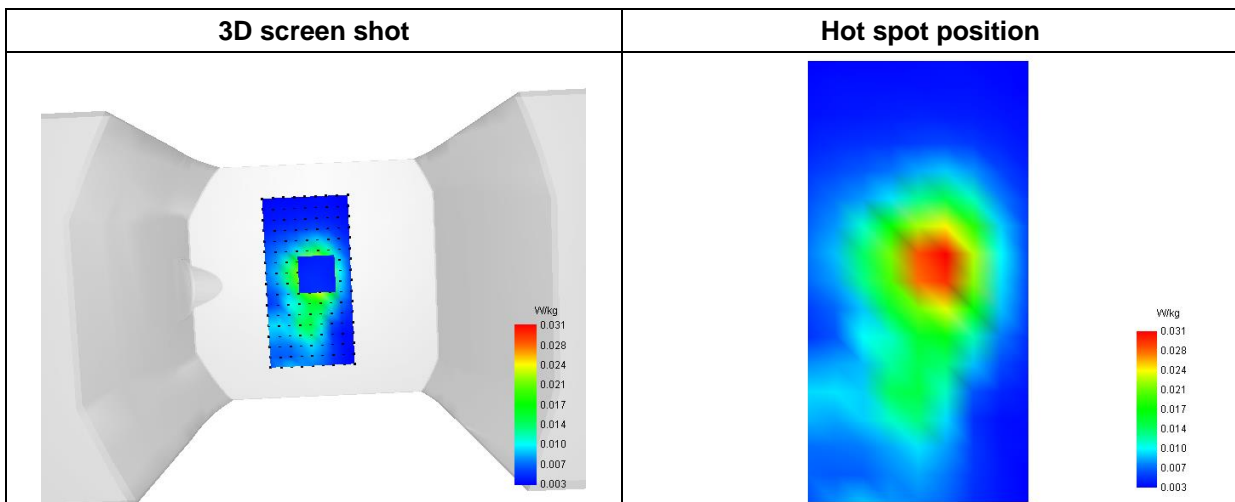
SAR 10g (W/Kg)	0.015594
SAR 1g (W/Kg)	0.029186

**E. Z Axis Scan**

Z (mm)	0.00	4.00	8.00	12.00	16.00
SAR (W/Kg)	0.0551	0.0308	0.0170	0.0098	0.0064



**F. 3D Image**





# MEASUREMENT 48

Type: Phone measurement (Complete)

Date of measurement: 2024-03-17

Measurement duration: 12 minutes 3 seconds

E-field Probe: SSE2 - SN 18/21 EPGO356; ConvF: 2.22; Calibrated: 2023-07-07

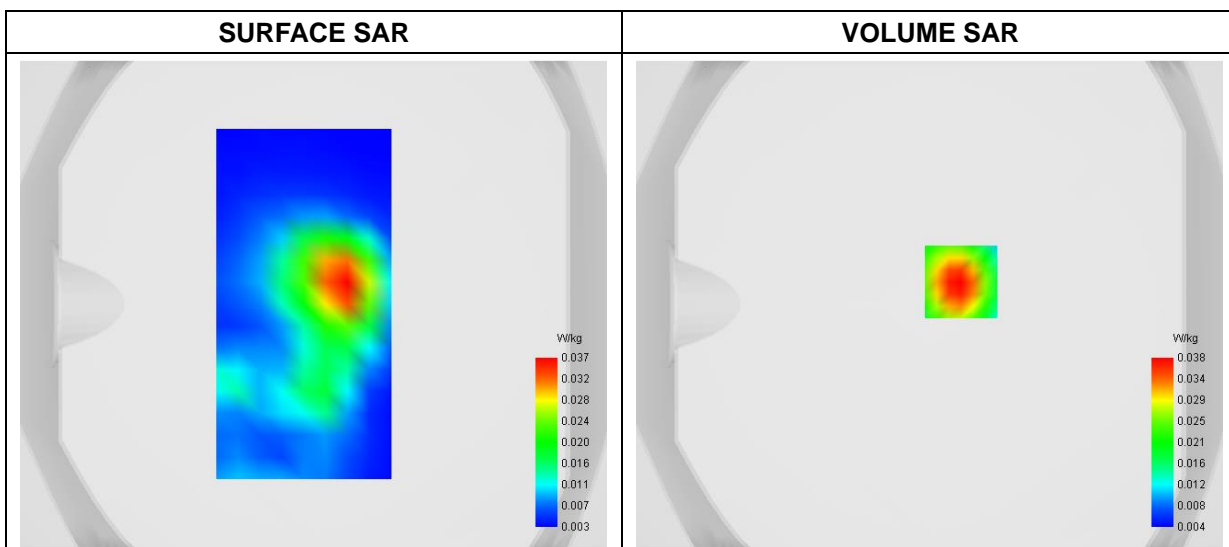
### A. Experimental conditions

<b>Area Scan</b>	dx=9mm dy=9mm
<b>Zoom Scan</b>	dx=5mm dy=5mm dz=4mm
<b>Phantom</b>	Flat Plane
<b>Device Position</b>	Front
<b>Band</b>	n41_UL MIMO_HPUE
<b>Channels</b>	CP OFDM QPSK, 100MHz, 1RB, Low
<b>Signal</b>	Duty Cycle 1:1

### B. SAR Measurement Results

<b>Frequency (MHz)</b>	2546.010000
<b>Relative Permittivity (real part)</b>	38.874129
<b>Conductivity (S/m)</b>	1.932659
<b>Power Variation (%)</b>	0.239500
<b>Ambient Temperature</b>	22.5
<b>Liquid Temperature</b>	22.5

### C. SAR Surface and Volume



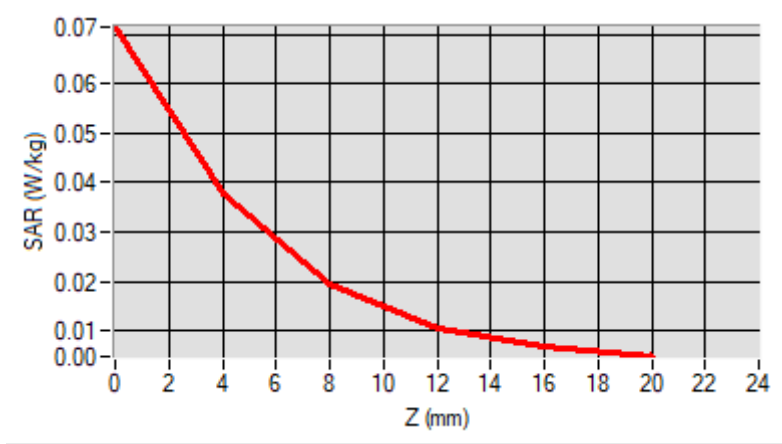
Maximum location: X=13.00, Y=9.00

D. SAR 1g & 10g

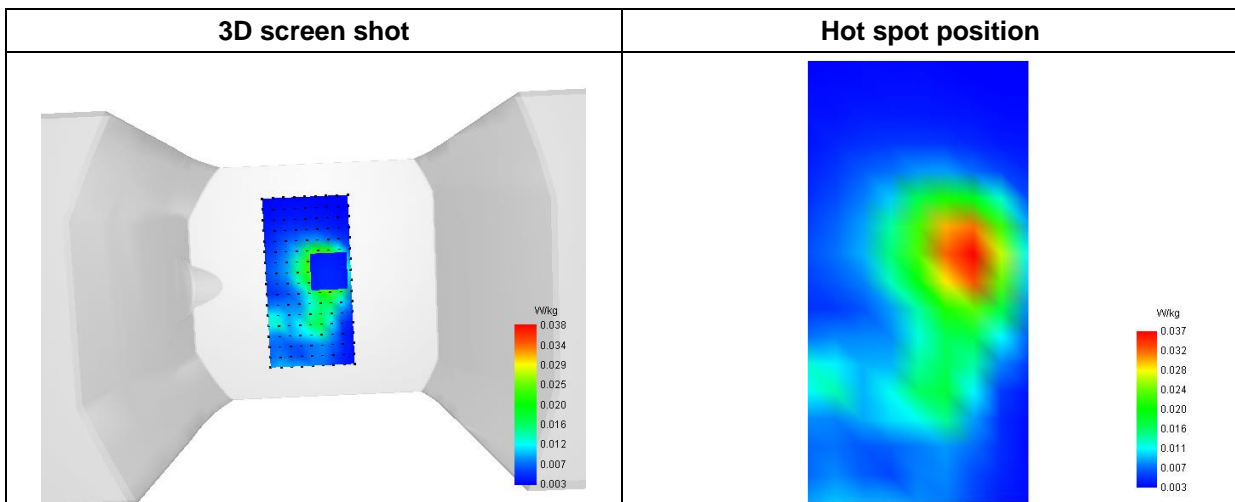
SAR 10g (W/Kg)	0.018288
SAR 1g (W/Kg)	0.035751

E. Z Axis Scan

Z (mm)	0.00	4.00	8.00	12.00	16.00
SAR (W/Kg)	0.0714	0.0379	0.0195	0.0107	0.0068



F. 3D Image



# MEASUREMENT 49

Type: Phone measurement (Complete)

Date of measurement: 2024-03-20

Measurement duration: 12 minutes 3 seconds

E-field Probe: SSE2 - SN 18/21 EPGO356; ConvF: 2.07; Calibrated: 2023-07-07

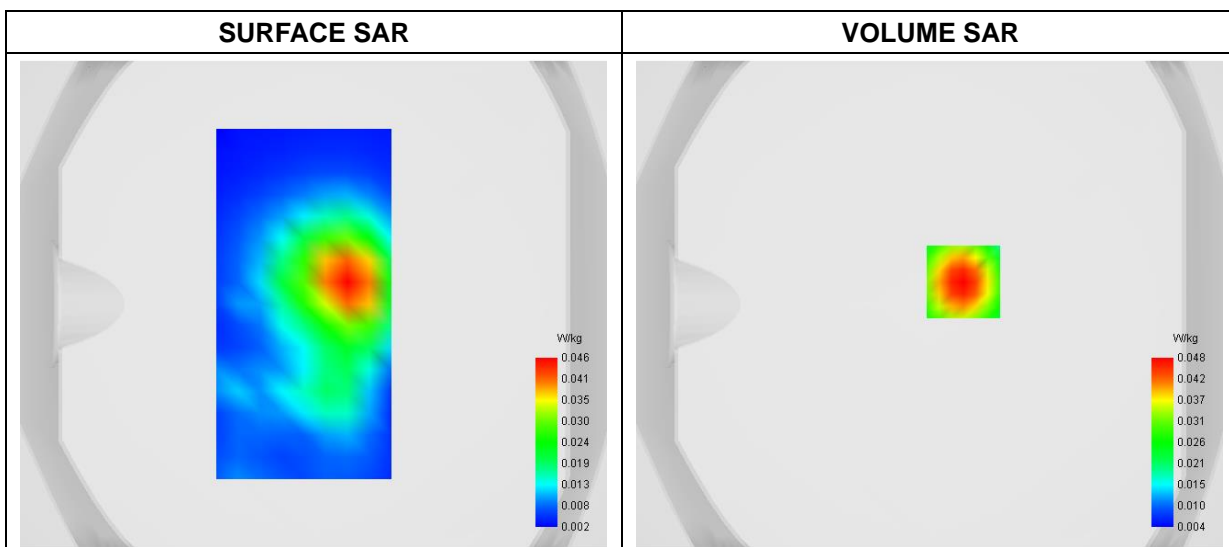
### A. Experimental conditions

<b>Area Scan</b>	dx=9mm dy=9mm
<b>Zoom Scan</b>	dx=5mm dy=5mm dz=4mm
<b>Phantom</b>	Flat Plane
<b>Device Position</b>	Front
<b>Band</b>	n77/ n78_UL MIMO_3450-3550MHz_HPUE
<b>Channels</b>	CP OFDM QPSK, 100MHz, 1RB, Middle
<b>Signal</b>	Duty Cycle 1:1

### B. SAR Measurement Results

<b>Frequency (MHz)</b>	3500.010000
<b>Relative Permittivity (real part)</b>	36.424129
<b>Conductivity (S/m)</b>	3.043701
<b>Power Variation (%)</b>	0.374500
<b>Ambient Temperature</b>	22.9
<b>Liquid Temperature</b>	22.9

### C. SAR Surface and Volume



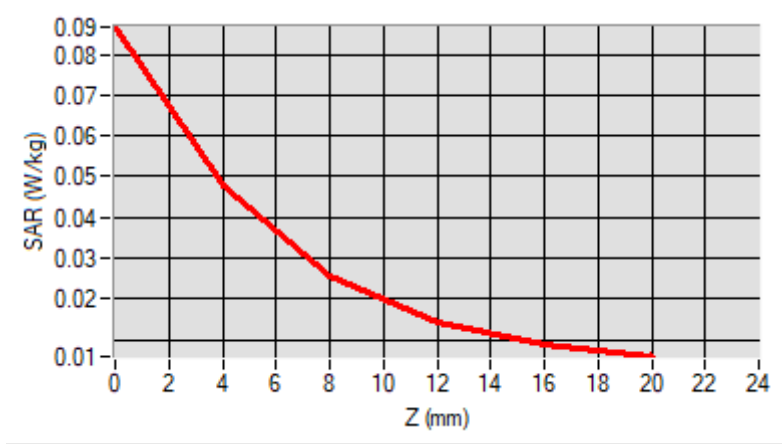
Maximum location: X=14.00, Y=9.00

D. SAR 1g & 10g

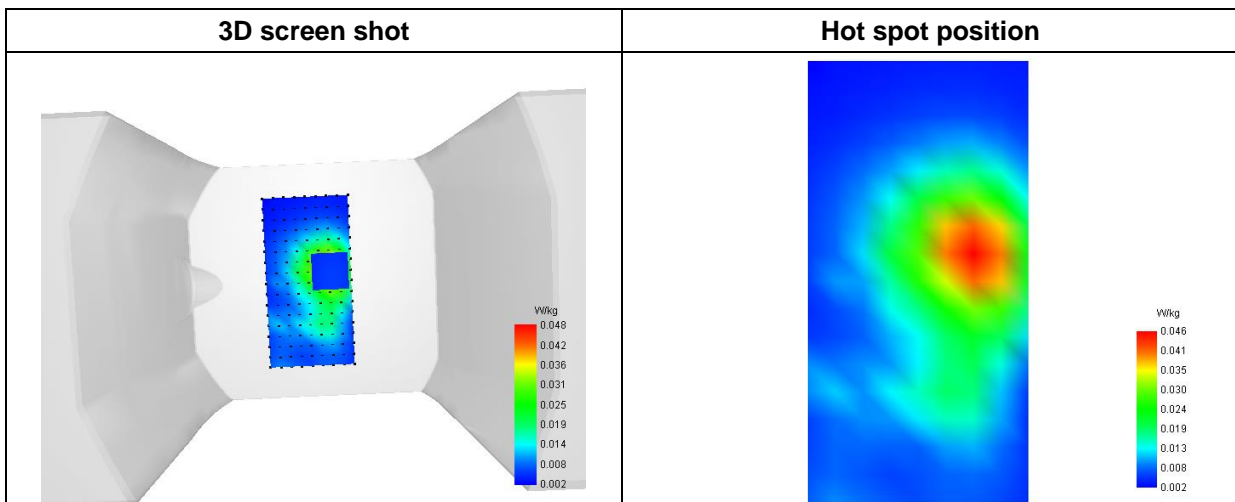
SAR 10g (W/Kg)	0.023468
SAR 1g (W/Kg)	0.044747

E. Z Axis Scan

Z (mm)	0.00	4.00	8.00	12.00	16.00
SAR (W/Kg)	0.0867	0.0475	0.0254	0.0141	0.0088



F. 3D Image



# MEASUREMENT 50

Type: Phone measurement (Complete)

Date of measurement: 2024-03-22

Measurement duration: 12 minutes 3 seconds

E-field Probe: SSE2 - SN 18/21 EPGO356; ConvF: 2.37; Calibrated: 2023-07-07

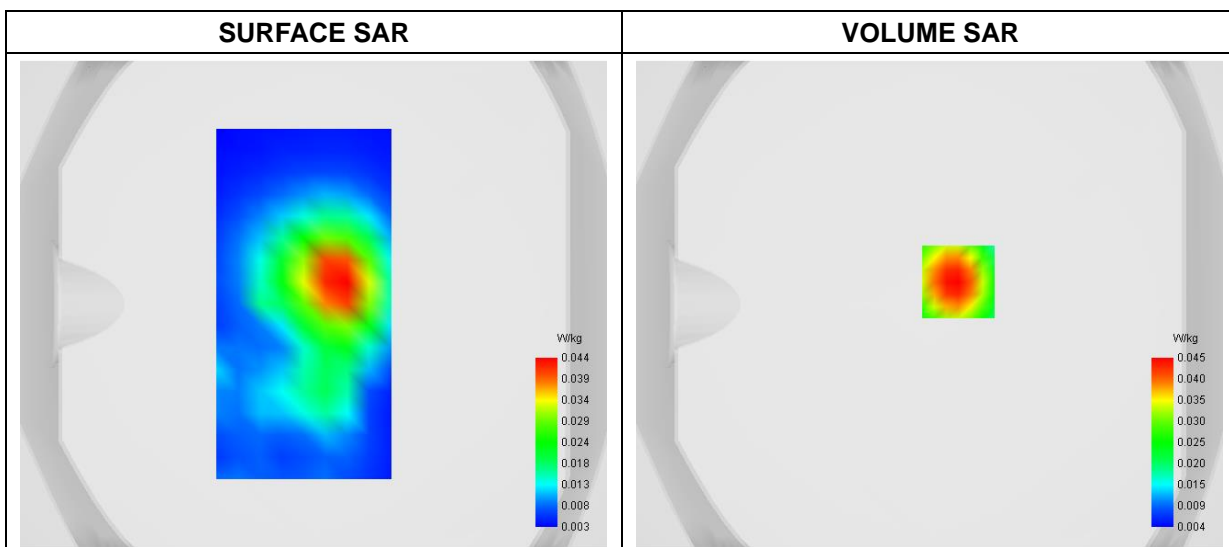
### A. Experimental conditions

<b>Area Scan</b>	dx=9mm dy=9mm
<b>Zoom Scan</b>	dx=5mm dy=5mm dz=4mm
<b>Phantom</b>	Flat Plane
<b>Device Position</b>	Front
<b>Band</b>	n77/ n78_UL MIMO_3700-3980MHz_HPUE
<b>Channels</b>	CP OFDM QPSK, 40MHz, 1RB, High
<b>Signal</b>	Duty Cycle 1:1

### B. SAR Measurement Results

<b>Frequency (MHz)</b>	3960.000000
<b>Relative Permittivity (real part)</b>	34.274124
<b>Conductivity (S/m)</b>	3.653771
<b>Power Variation (%)</b>	1.378900
<b>Ambient Temperature</b>	22.9
<b>Liquid Temperature</b>	22.9

### C. SAR Surface and Volume

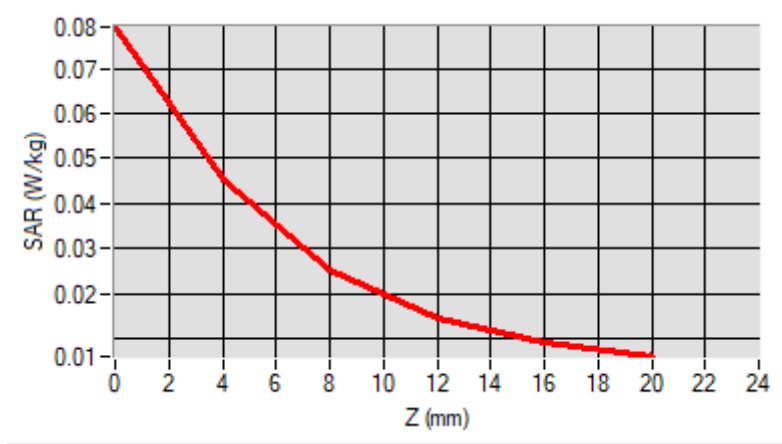


**Maximum location: X=12.00, Y=9.00**  
**D. SAR 1g & 10g**

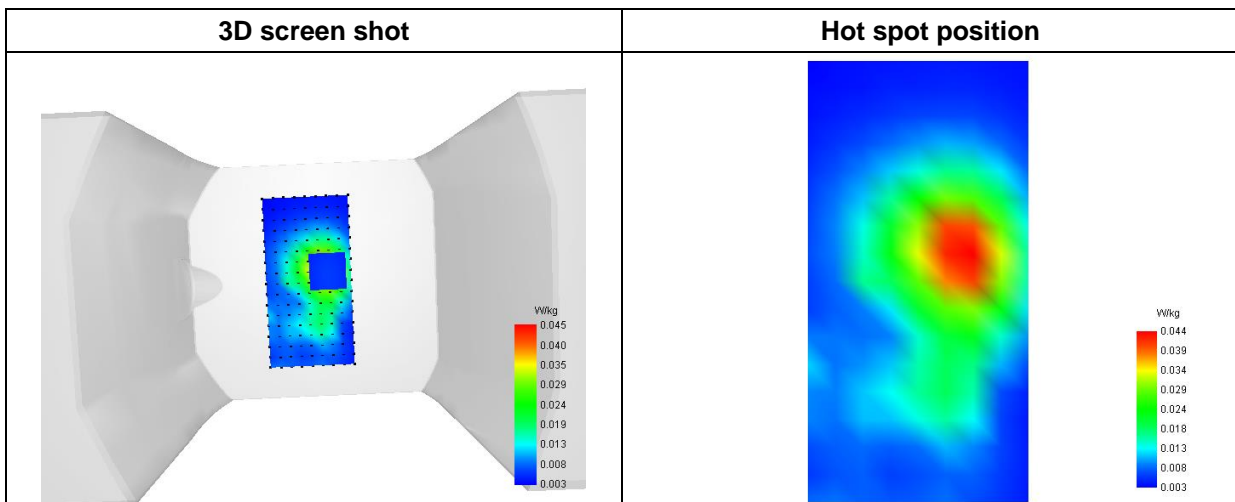
SAR 10g (W/Kg)	0.022704
SAR 1g (W/Kg)	0.042712

**E. Z Axis Scan**

Z (mm)	0.00	4.00	8.00	12.00	16.00
SAR (W/Kg)	0.0793	0.0452	0.0253	0.0146	0.0091



**F. 3D Image**



# MEASUREMENT 51

Type: Phone measurement (Complete)

Date of measurement: 2024-03-08

Measurement duration: 12 minutes 3 seconds

E-field Probe: SSE2 - SN 18/21 EPGO356; ConvF: 2.11; Calibrated: 2023-07-07

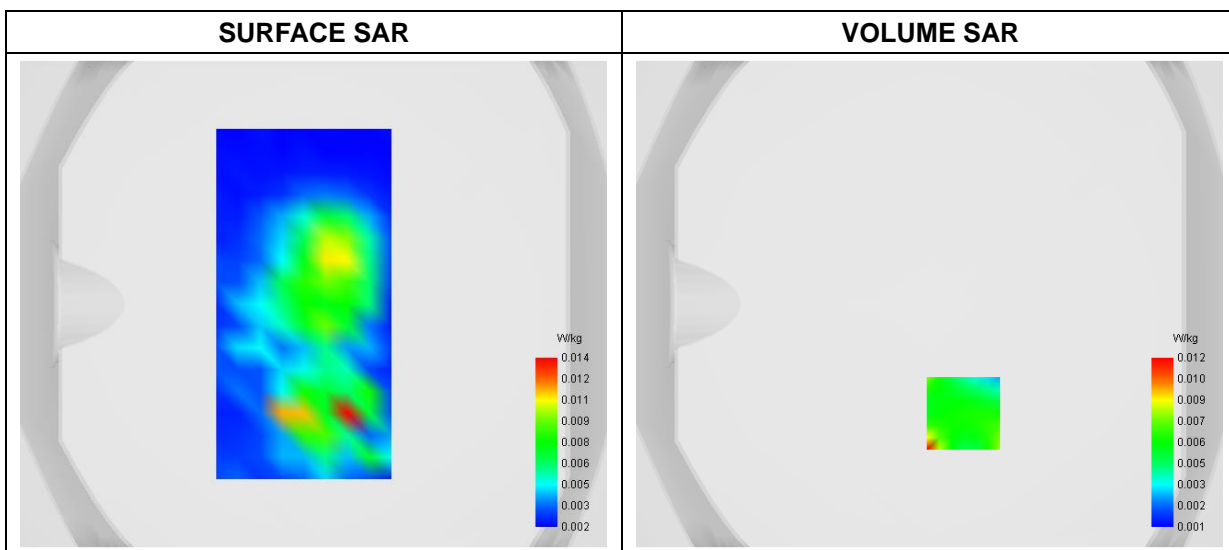
### A. Experimental conditions

<b>Area Scan</b>	dx=9mm dy=9mm
<b>Zoom Scan</b>	dx=5mm dy=5mm dz=4mm
<b>Phantom</b>	Flat Plane
<b>Device Position</b>	Front
<b>Band</b>	5G NR_EN-DC n2A
<b>Channels</b>	DFT-s-OFDM QPSK, 20MHz, 1RB, High
<b>Signal</b>	Duty Cycle 1:1

### B. SAR Measurement Results

<b>Frequency (MHz)</b>	1905.000000
<b>Relative Permittivity (real part)</b>	39.541475
<b>Conductivity (S/m)</b>	1.371249
<b>Power Variation (%)</b>	0.127400
<b>Ambient Temperature</b>	22.8
<b>Liquid Temperature</b>	22.8

### C. SAR Surface and Volume

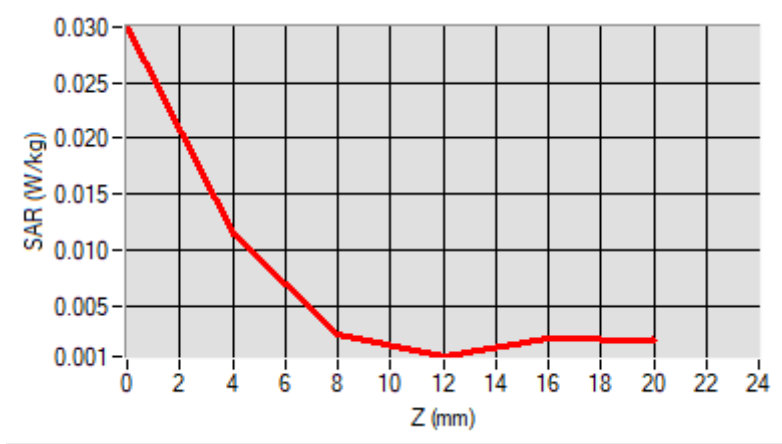


Maximum location: X=14.00, Y=-45.00  
 D. SAR 1g & 10g

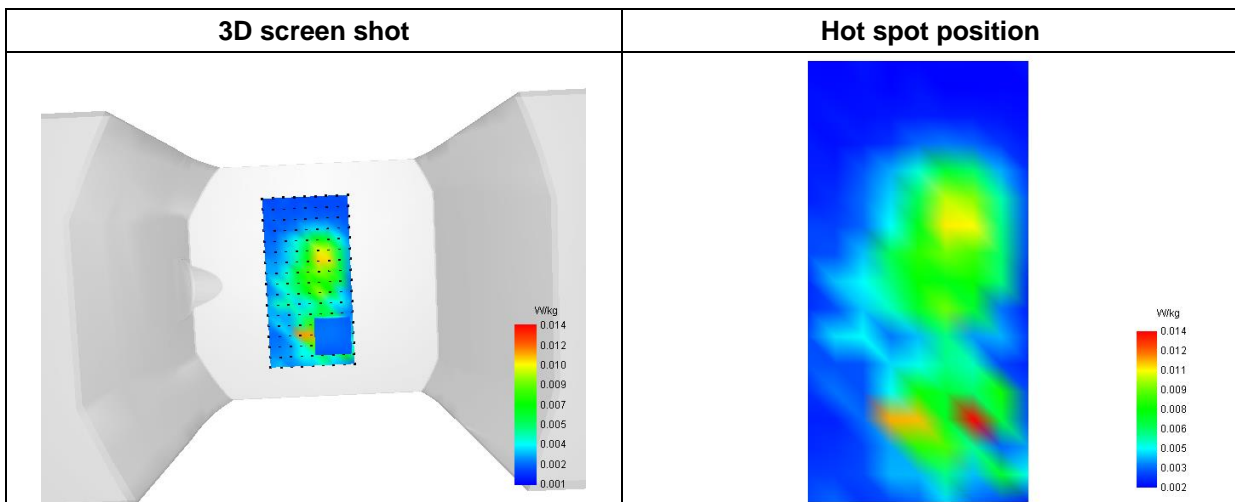
SAR 10g (W/Kg)	0.004858
SAR 1g (W/Kg)	0.008360

E. Z Axis Scan

Z (mm)	0.00	4.00	8.00	12.00	16.00
SAR (W/Kg)	0.0299	0.0116	0.0025	0.0006	0.0022



F. 3D Image





# MEASUREMENT 52

Type: Phone measurement (Complete)

Date of measurement: 2024-03-25

Measurement duration: 11 minutes 48 seconds

E-field Probe: SSE2 - SN 18/21 EPGO356; ConvF: 1.71; Calibrated: 2023-07-07

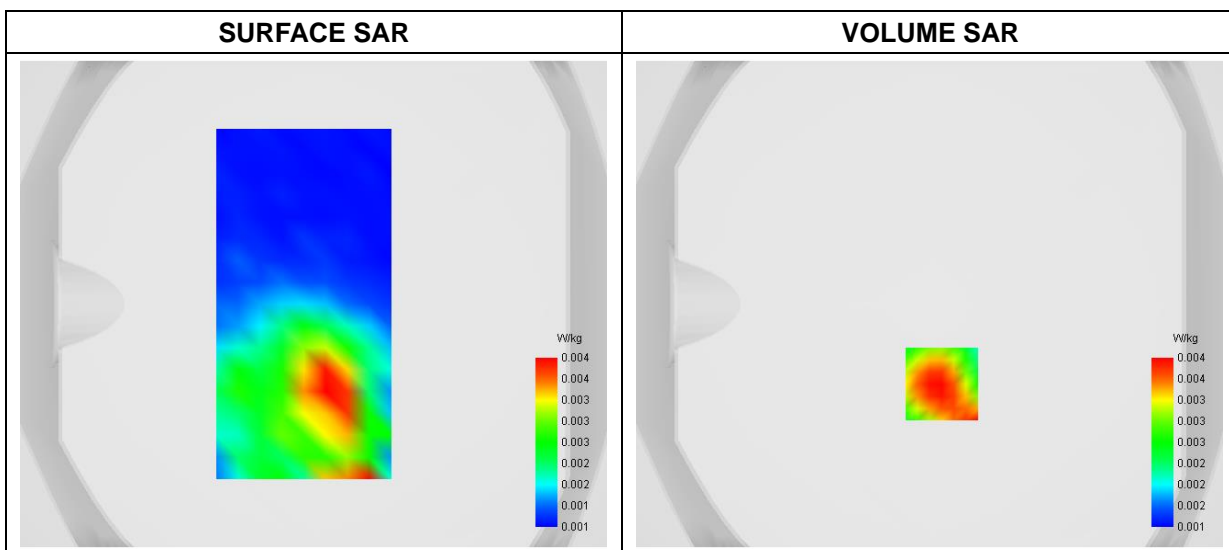
### A. Experimental conditions

<b>Area Scan</b>	dx=9mm dy=9mm
<b>Zoom Scan</b>	dx=5mm dy=5mm dz=4mm
<b>Phantom</b>	Flat Plane
<b>Device Position</b>	Front
<b>Band</b>	5G NR_EN-DC n5A
<b>Channels</b>	DFT-s-OFDM PI/2 BPSK, 20MHz, 1RB, High
<b>Signal</b>	Duty Cycle 1:1

### B. SAR Measurement Results

<b>Frequency (MHz)</b>	836.500000
<b>Relative Permittivity (real part)</b>	42.264746
<b>Conductivity (S/m)</b>	0.871218
<b>Power Variation (%)</b>	1.147100
<b>Ambient Temperature</b>	22.9
<b>Liquid Temperature</b>	22.9

### C. SAR Surface and Volume



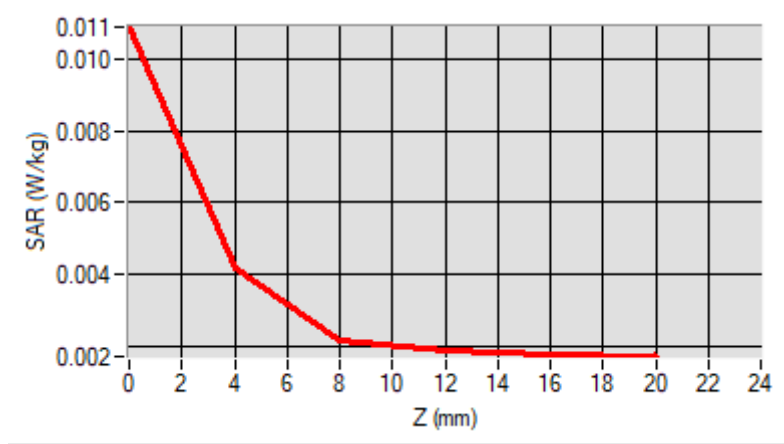
Maximum location: X=5.00, Y=-33.00

D. SAR 1g & 10g

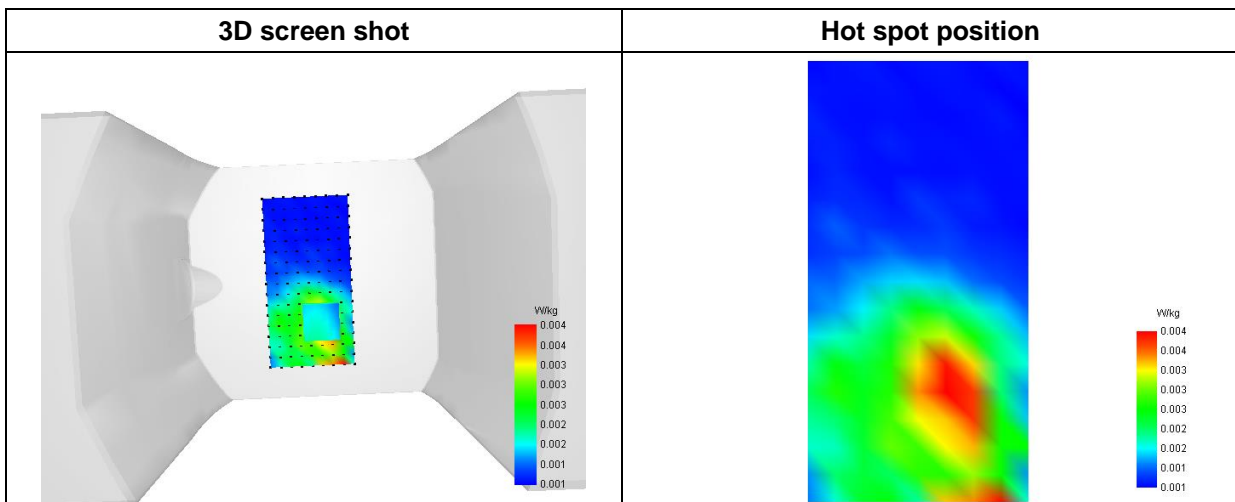
SAR 10g (W/Kg)	0.003019
SAR 1g (W/Kg)	0.004041

E. Z Axis Scan

Z (mm)	0.00	4.00	8.00	12.00	16.00
SAR (W/Kg)	0.0109	0.0042	0.0022	0.0019	0.0018



F. 3D Image



# MEASUREMENT 53

Type: Measurement (Complete)

Date of measurement: 2024-03-17

Measurement duration: 12 minutes 3 seconds

E-field Probe: SSE2 - SN 18/21 EPGO356; ConvF: 2.22; Calibrated: 2023-07-07

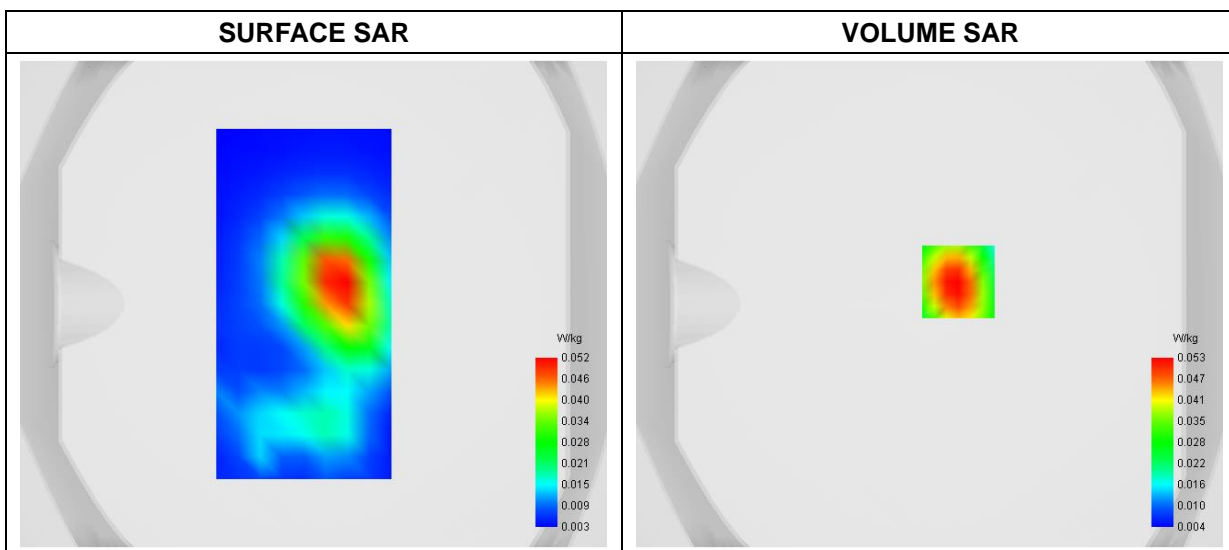
### A. Experimental conditions

<b>Area Scan</b>	dx=9mm dy=9mm
<b>Zoom Scan</b>	dx=5mm dy=5mm dz=4mm
<b>Phantom</b>	Flat Plane
<b>Device Position</b>	Front
<b>Band</b>	5G NR_EN-DC n7A
<b>Channels</b>	DFT-s OFDM 16QAM, 40MHz, 1RB, Middle
<b>Signal</b>	Duty Cycle 1:1

### B. SAR Measurement Results

<b>Frequency (MHz)</b>	2535.000000
<b>Relative Permittivity (real part)</b>	38.874591
<b>Conductivity (S/m)</b>	1.934782
<b>Power Variation (%)</b>	1.361200
<b>Ambient Temperature</b>	22.5
<b>Liquid Temperature</b>	22.5

### C. SAR Surface and Volume

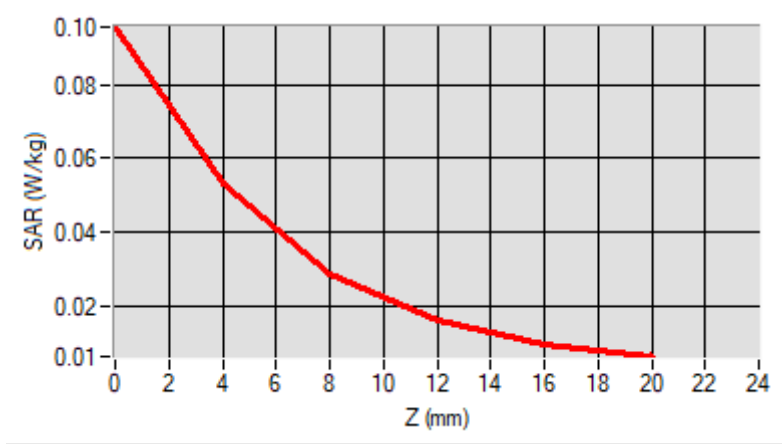


**Maximum location: X=12.00, Y=9.00  
D. SAR 1g & 10g**

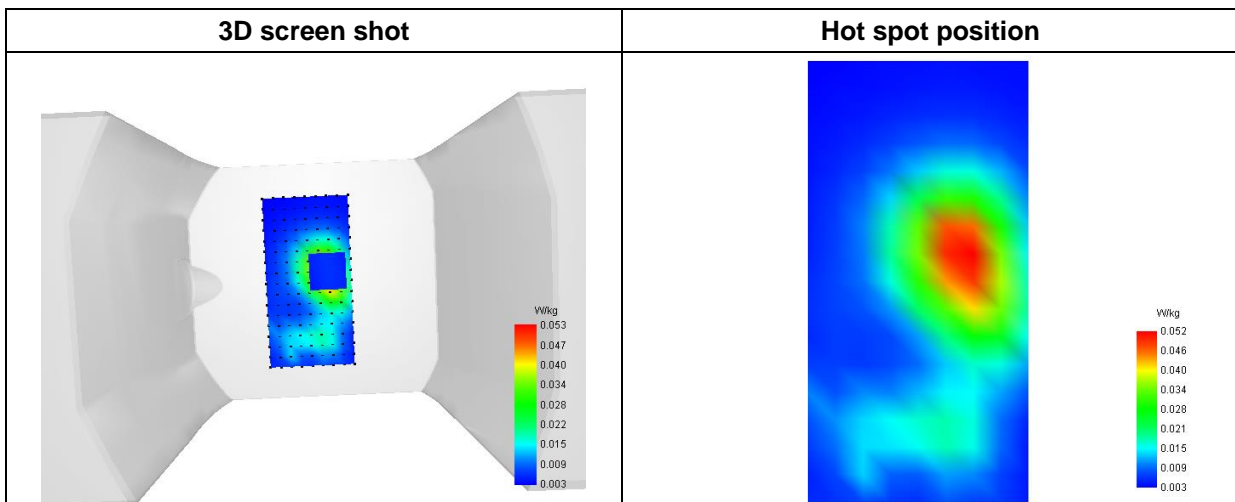
<b>SAR 10g (W/Kg)</b>	<b>0.025817</b>
<b>SAR 1g (W/Kg)</b>	<b>0.049838</b>

**E. Z Axis Scan**

<b>Z (mm)</b>	<b>0.00</b>	<b>4.00</b>	<b>8.00</b>	<b>12.00</b>	<b>16.00</b>
<b>SAR (W/Kg)</b>	<b>0.0956</b>	<b>0.0528</b>	<b>0.0284</b>	<b>0.0157</b>	<b>0.0096</b>



**F. 3D Image**



# MEASUREMENT 54

Type: Phone measurement (Complete)

Date of measurement: 2024-03-27

Measurement duration: 12 minutes 3 seconds

E-field Probe: SSE2 - SN 18/21 EPGO356; ConvF: 1.67; Calibrated: 2023-07-07

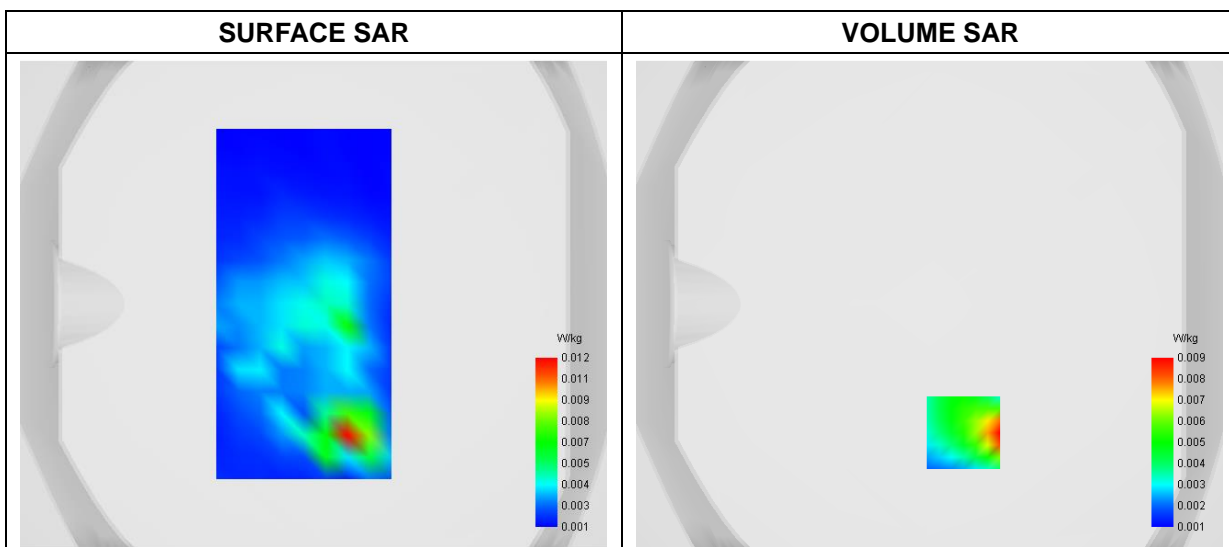
### A. Experimental conditions

<b>Area Scan</b>	dx=9mm dy=9mm
<b>Zoom Scan</b>	dx=5mm dy=5mm dz=4mm
<b>Phantom</b>	Flat Plane
<b>Device Position</b>	Front
<b>Band</b>	5G NR_EN-DC n12A
<b>Channels</b>	DFT-s OFDM 16QAM, 15MHz, 1RB, Middle
<b>Signal</b>	Duty Cycle 1:1

### B. SAR Measurement Results

<b>Frequency (MHz)</b>	706.500000
<b>Relative Permittivity (real part)</b>	42.281475
<b>Conductivity (S/m)</b>	0.861249
<b>Power Variation (%)</b>	-1.364200
<b>Ambient Temperature</b>	22.5
<b>Liquid Temperature</b>	22.5

### C. SAR Surface and Volume

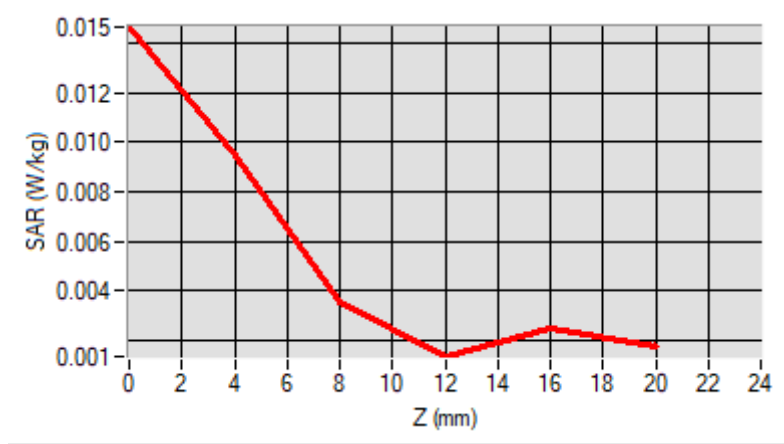


Maximum location: X=14.00, Y=-53.00  
 D. SAR 1g & 10g

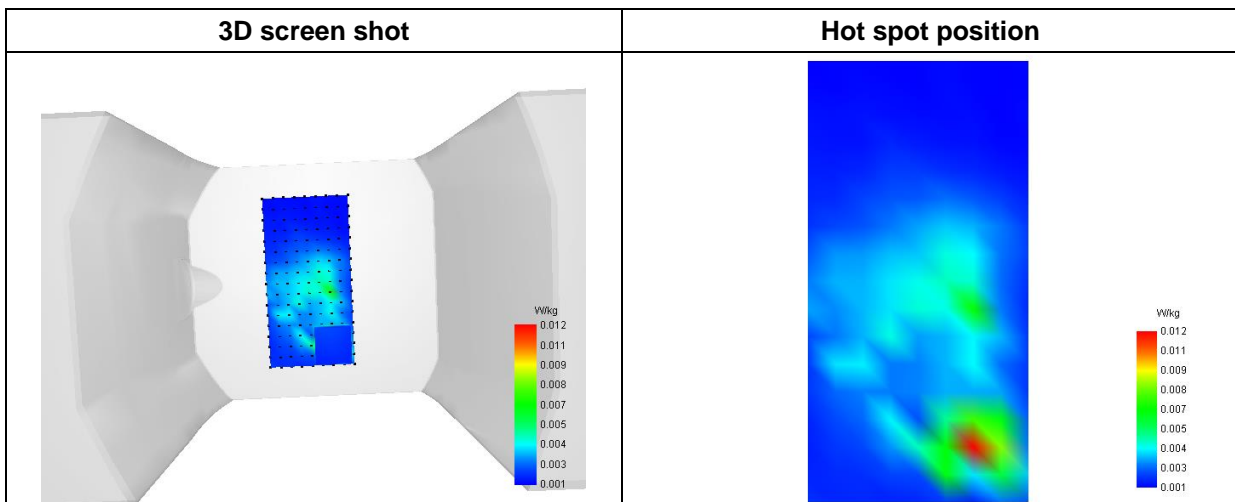
SAR 10g (W/Kg)	0.004271
SAR 1g (W/Kg)	0.008325

E. Z Axis Scan

Z (mm)	0.00	4.00	8.00	12.00	16.00
SAR (W/Kg)	0.0146	0.0094	0.0035	0.0013	0.0025



F. 3D Image



# MEASUREMENT 55

Type: Phone measurement (Complete)

Date of measurement: 2024-03-27

Measurement duration: 12 minutes 3 seconds

E-field Probe: SSE2 - SN 18/21 EPGO356; ConvF: 1.67; Calibrated: 2023-07-07

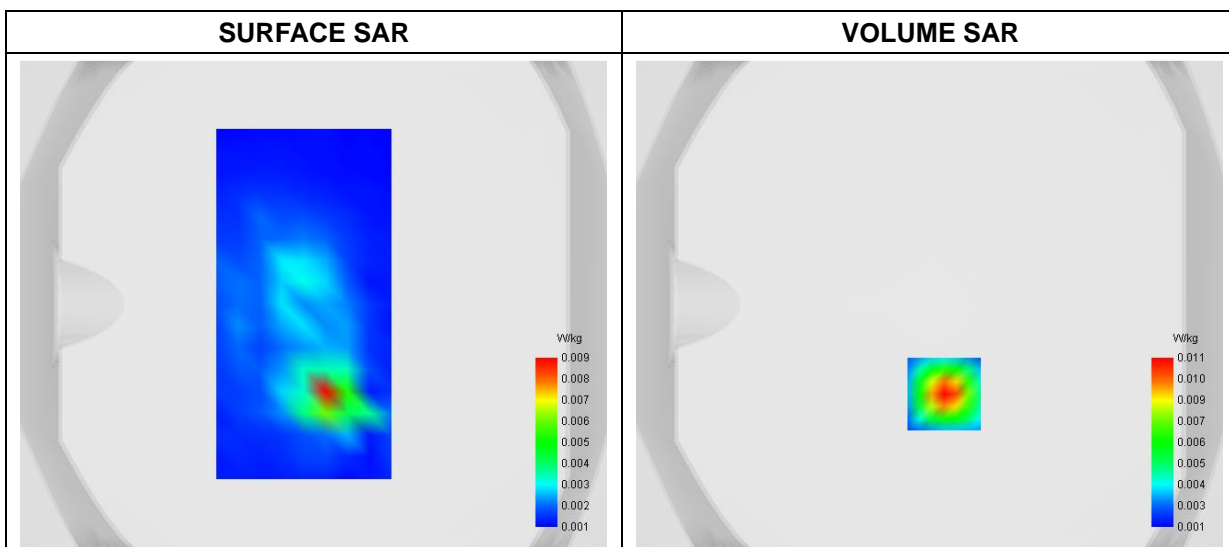
## A. Experimental conditions

<b>Area Scan</b>	dx=9mm dy=9mm
<b>Zoom Scan</b>	dx=5mm dy=5mm dz=4mm
<b>Phantom</b>	Flat Plane
<b>Device Position</b>	Front
<b>Band</b>	5G NR_EN-DC n14A
<b>Channels</b>	DFT-s-OFDM 16QAM, 10MHz, 1RB, Middle
<b>Signal</b>	Duty Cycle 1:1

## B. SAR Measurement Results

<b>Frequency (MHz)</b>	793.000000
<b>Relative Permittivity (real part)</b>	42.281895
<b>Conductivity (S/m)</b>	0.861557
<b>Power Variation (%)</b>	-0.135900
<b>Ambient Temperature</b>	22.5
<b>Liquid Temperature</b>	22.5

## C. SAR Surface and Volume

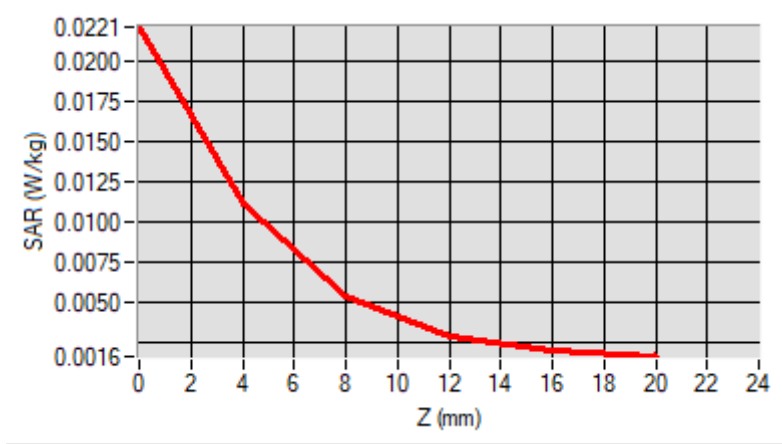


Maximum location: X=6.00, Y=-37.00  
 D. SAR 1g & 10g

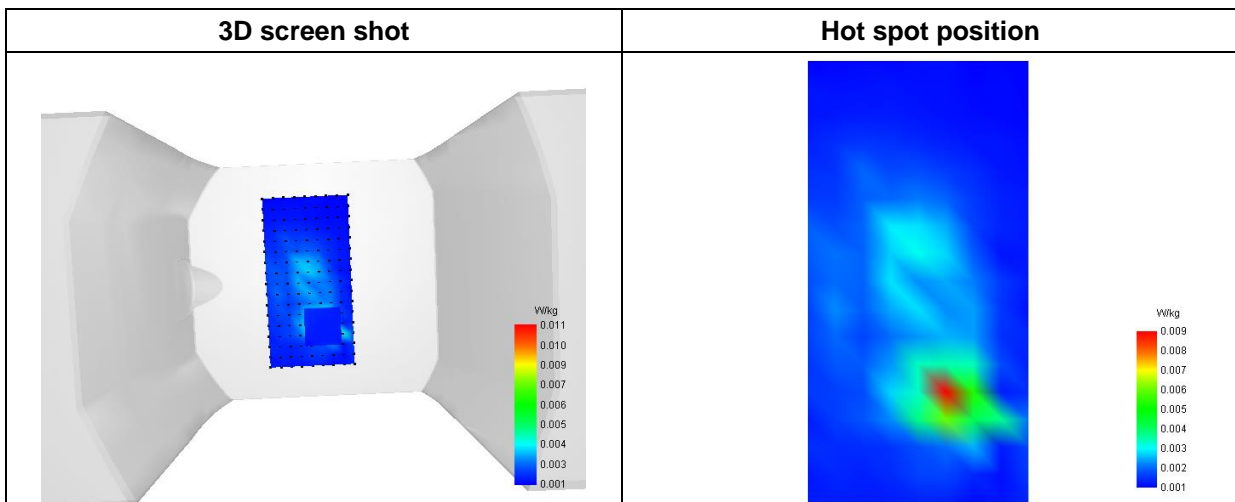
SAR 10g (W/Kg)	0.004726
SAR 1g (W/Kg)	0.010049

E. Z Axis Scan

Z (mm)	0.00	4.00	8.00	12.00	16.00
SAR (W/Kg)	0.0221	0.0111	0.0054	0.0029	0.0020



F. 3D Image





# MEASUREMENT 56

Type: Phone measurement (Complete)

Date of measurement: 2024-03-12

Measurement duration: 12 minutes 3 seconds

E-field Probe: SSE2 - SN 18/21 EPGO356; ConvF: 2.21; Calibrated: 2023-07-07

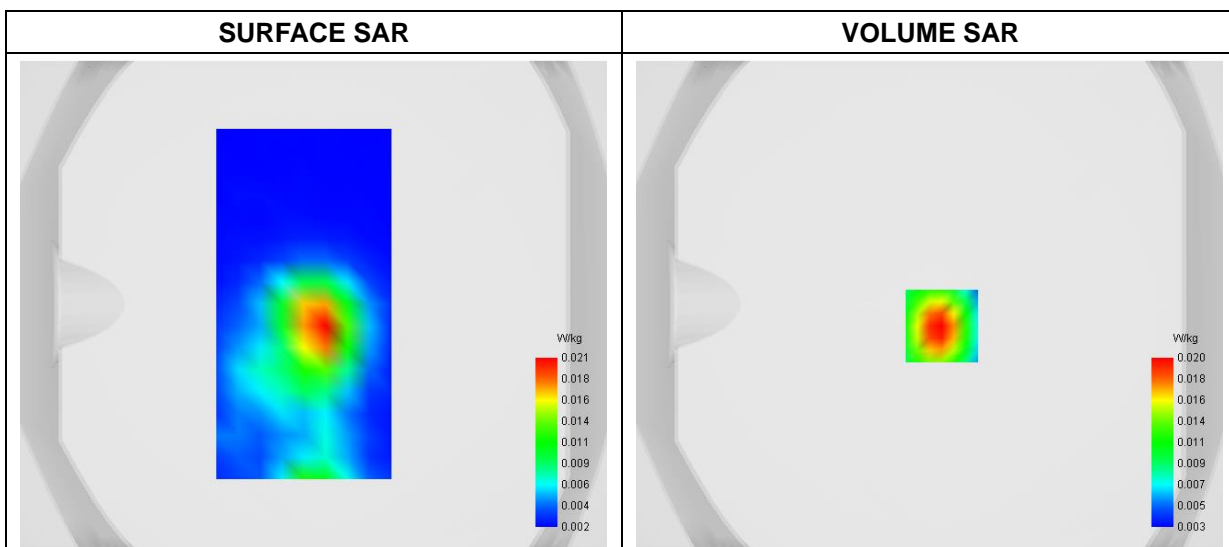
### A. Experimental conditions

<b>Area Scan</b>	dx=9mm dy=9mm
<b>Zoom Scan</b>	dx=5mm dy=5mm dz=4mm
<b>Phantom</b>	Flat Plane
<b>Device Position</b>	Front
<b>Band</b>	5G NR_EN-DC n25
<b>Channels</b>	DFT-s-OFDM PI/2 BPSK, 40MHz, 1RB, Low
<b>Signal</b>	Duty Cycle 1:1

### B. SAR Measurement Results

<b>Frequency (MHz)</b>	1870.000000
<b>Relative Permittivity (real part)</b>	39.524712
<b>Conductivity (S/m)</b>	1.371495
<b>Power Variation (%)</b>	-0.964600
<b>Ambient Temperature</b>	22.8
<b>Liquid Temperature</b>	22.8

### C. SAR Surface and Volume

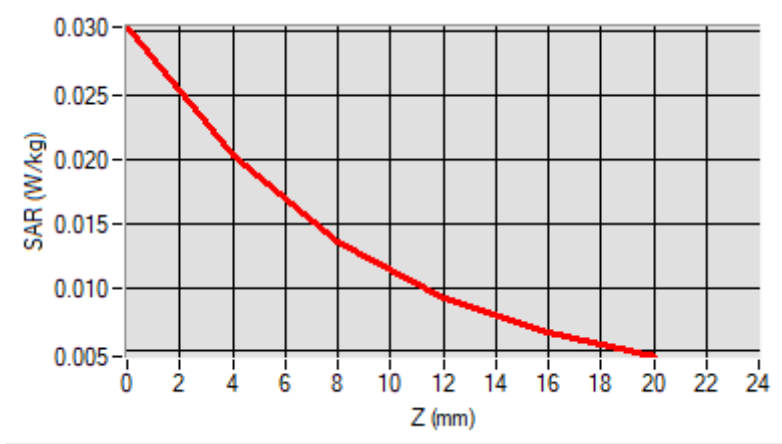


Maximum location: X=5.00, Y=-9.00  
 D. SAR 1g & 10g

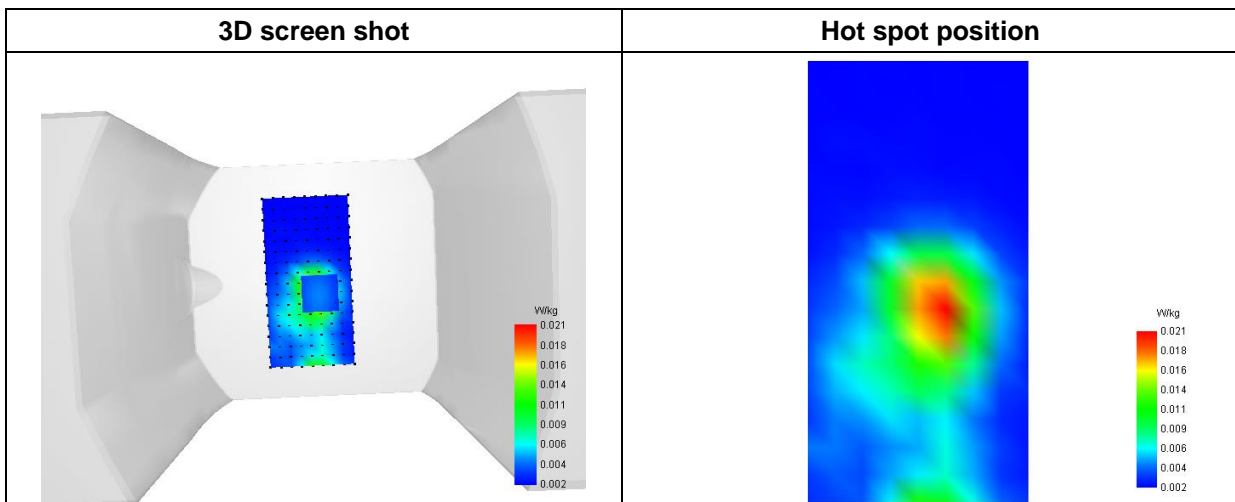
SAR 10g (W/Kg)	0.010710
SAR 1g (W/Kg)	0.018628

E. Z Axis Scan

Z (mm)	0.00	4.00	8.00	12.00	16.00
SAR (W/Kg)	0.0303	0.0202	0.0135	0.0092	0.0065



F. 3D Image



# MEASUREMENT 57

Type: Phone measurement (Complete)

Date of measurement: 2024-03-14

Measurement duration: 12 minutes 3 seconds

E-field Probe: SSE2 - SN 18/21 EPGO356; ConvF: 2.34; Calibrated: 2023-07-07

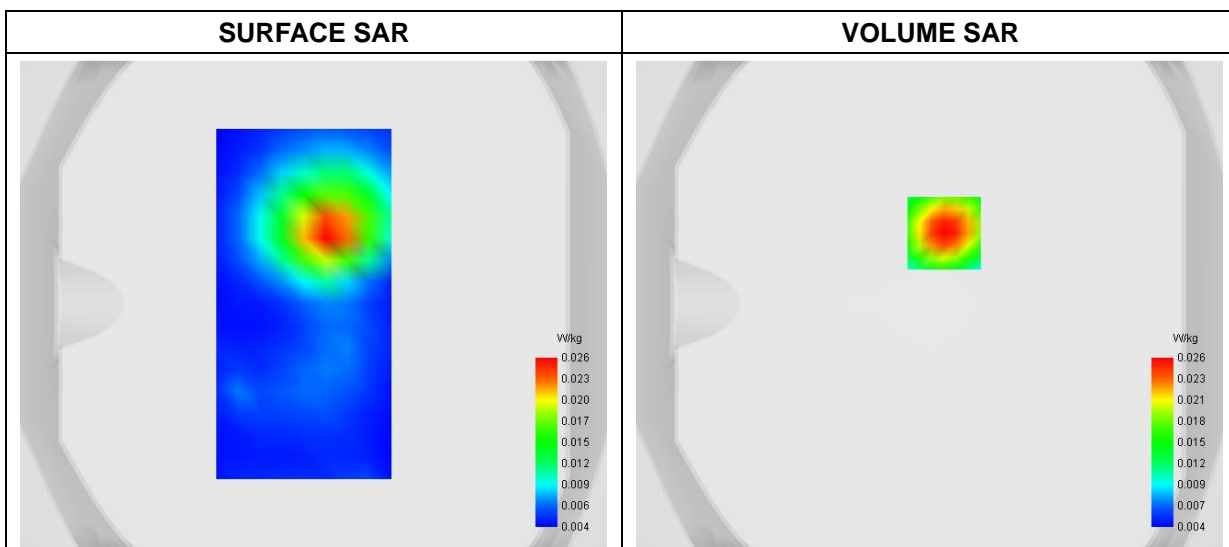
### A. Experimental conditions

<b>Area Scan</b>	dx=9mm dy=9mm
<b>Zoom Scan</b>	dx=5mm dy=5mm dz=4mm
<b>Phantom</b>	Flat Plane
<b>Device Position</b>	Front
<b>Band</b>	5G NR_EN-DC n30A
<b>Channels</b>	DFT-s-OFDM PI/2 BPSK, 10MHz, 1RB, Middle
<b>Signal</b>	Duty Cycle 1:1

### B. SAR Measurement Results

<b>Frequency (MHz)</b>	2310.000000
<b>Relative Permittivity (real part)</b>	39.121489
<b>Conductivity (S/m)</b>	1.652675
<b>Power Variation (%)</b>	-1.196100
<b>Ambient Temperature</b>	22.6
<b>Liquid Temperature</b>	22.6

### C. SAR Surface and Volume

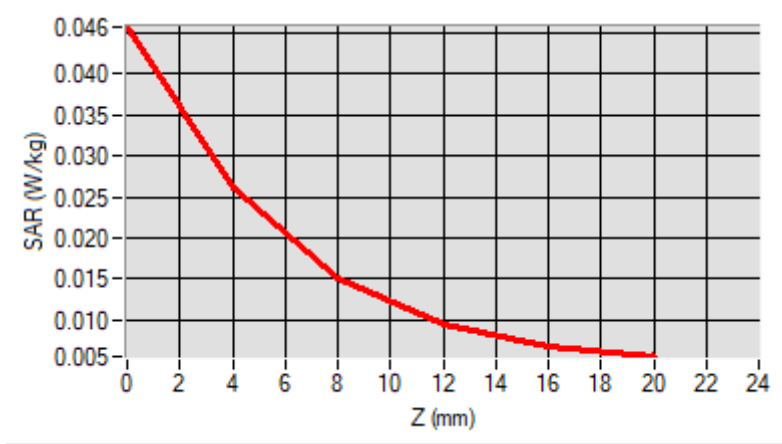


**Maximum location: X=6.00, Y=29.00  
D. SAR 1g & 10g**

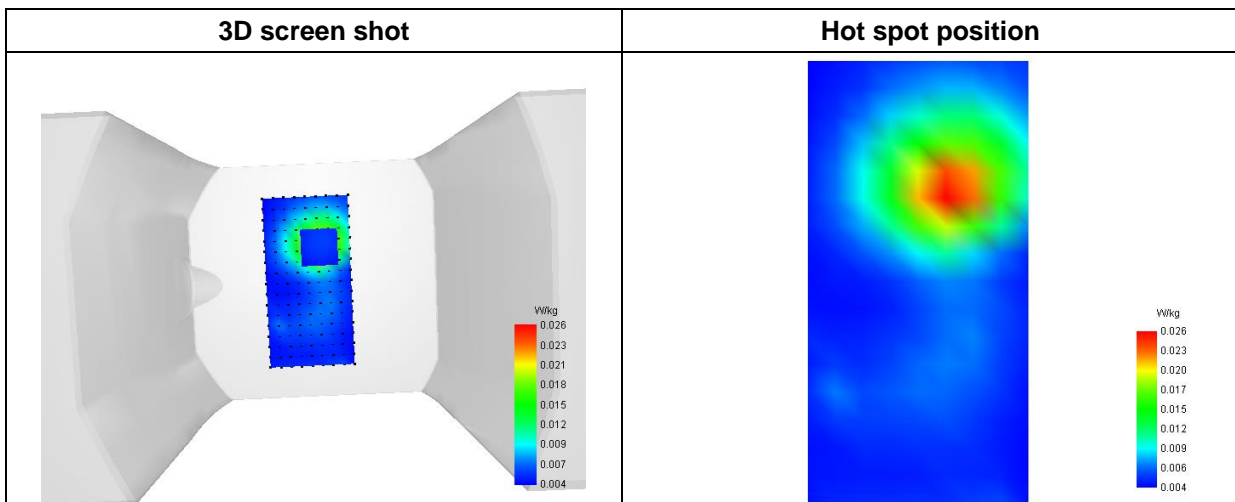
<b>SAR 10g (W/Kg)</b>	<b>0.013935</b>
<b>SAR 1g (W/Kg)</b>	<b>0.024732</b>

**E. Z Axis Scan**

<b>Z (mm)</b>	<b>0.00</b>	<b>4.00</b>	<b>8.00</b>	<b>12.00</b>	<b>16.00</b>
<b>SAR (W/Kg)</b>	<b>0.0458</b>	<b>0.0262</b>	<b>0.0151</b>	<b>0.0094</b>	<b>0.0068</b>



**F. 3D Image**



# MEASUREMENT 58

Type: Measurement (Complete)

Date of measurement: 2024-03-17

Measurement duration: 12 minutes 3 seconds

E-field Probe: SSE2 - SN 18/21 EPGO356; ConvF: 2.22; Calibrated: 2023-07-07

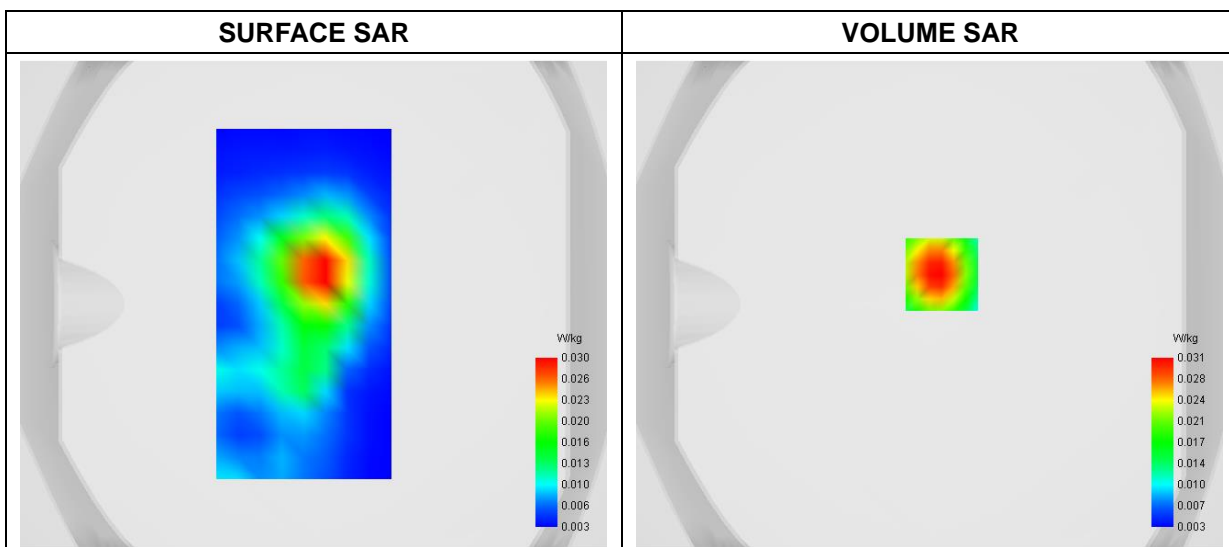
### A. Experimental conditions

<b>Area Scan</b>	dx=9mm dy=9mm
<b>Zoom Scan</b>	dx=5mm dy=5mm dz=4mm
<b>Phantom</b>	Flat Plane
<b>Device Position</b>	Front
<b>Band</b>	5G NR_EN-DC n38
<b>Channels</b>	DFT-s-OFDM QPSK, 40MHz, 1RB, Middle
<b>Signal</b>	Duty Cycle 1:1

### B. SAR Measurement Results

<b>Frequency (MHz)</b>	2600.000000
<b>Relative Permittivity (real part)</b>	38.873663
<b>Conductivity (S/m)</b>	1.933645
<b>Power Variation (%)</b>	-1.361900
<b>Ambient Temperature</b>	22.5
<b>Liquid Temperature</b>	22.5

### C. SAR Surface and Volume



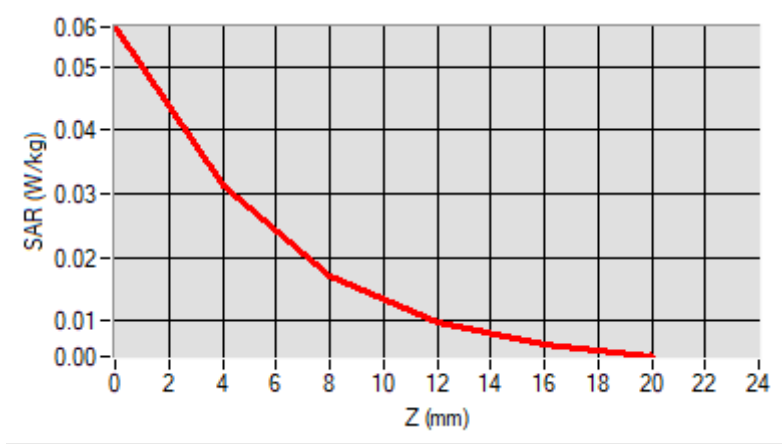
Maximum location: X=5.00, Y=12.00

D. SAR 1g & 10g

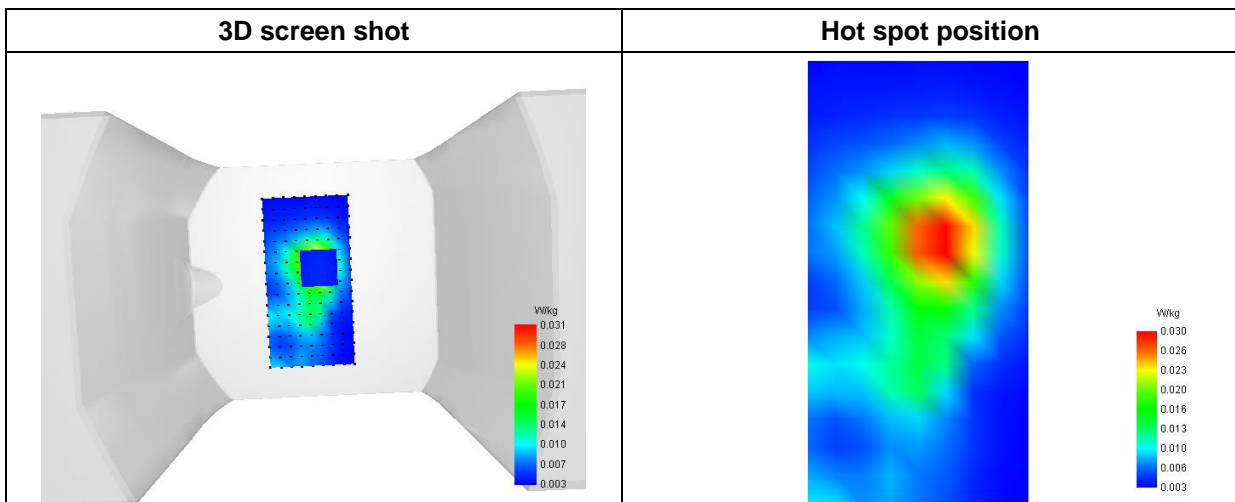
SAR 10g (W/Kg)	0.015646
SAR 1g (W/Kg)	0.029763

E. Z Axis Scan

Z (mm)	0.00	4.00	8.00	12.00	16.00
SAR (W/Kg)	0.0563	0.0313	0.0171	0.0098	0.0063



F. 3D Image



# MEASUREMENT 59

Type: Measurement (Complete)

Date of measurement: 2024-03-17

Measurement duration: 12 minutes 3 seconds

E-field Probe: SSE2 - SN 18/21 EPGO356; ConvF: 2.22; Calibrated: 2023-07-07

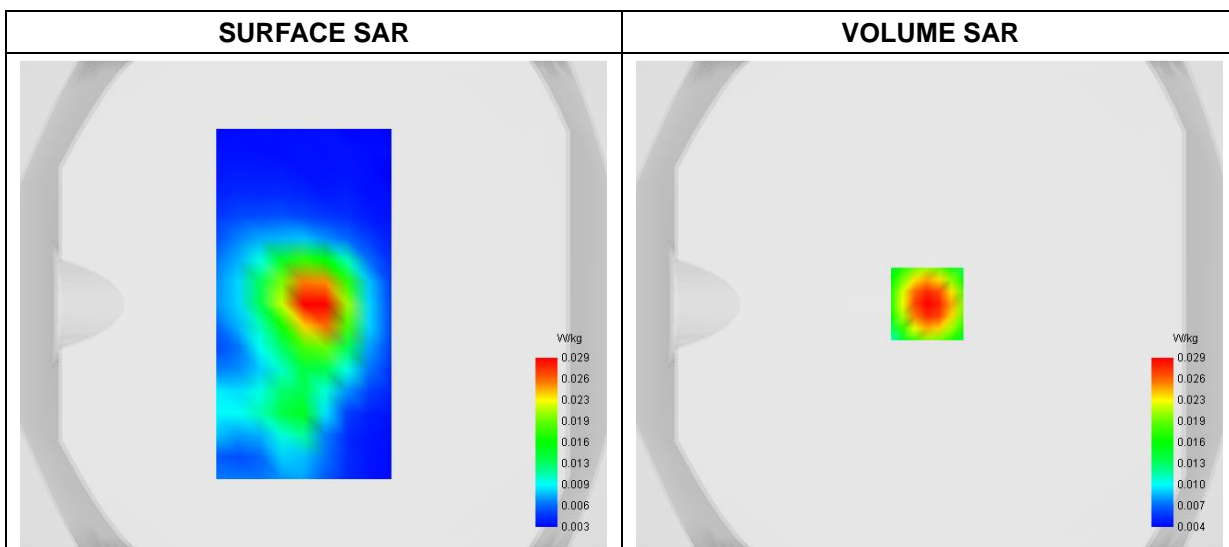
### A. Experimental conditions

<b>Area Scan</b>	dx=9mm dy=9mm
<b>Zoom Scan</b>	dx=5mm dy=5mm dz=4mm
<b>Phantom</b>	Flat Plane
<b>Device Position</b>	Front
<b>Band</b>	5G NR_EN-DC n41
<b>Channels</b>	DFT-s OFDM 16QAM, 100MHz, 1RB, High
<b>Signal</b>	Duty Cycle 1:1

### B. SAR Measurement Results

<b>Frequency (MHz)</b>	2640.000000
<b>Relative Permittivity (real part)</b>	38.873863
<b>Conductivity (S/m)</b>	1.933625
<b>Power Variation (%)</b>	1.364100
<b>Ambient Temperature</b>	22.5
<b>Liquid Temperature</b>	22.5

### C. SAR Surface and Volume



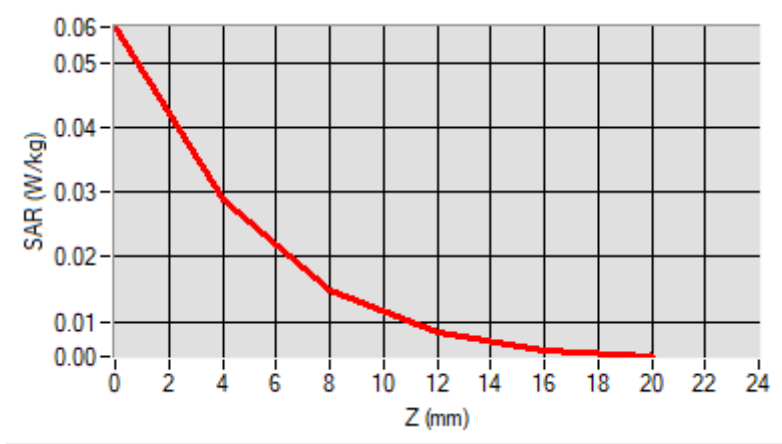
Maximum location: X=-1.00, Y=0.00

D. SAR 1g & 10g

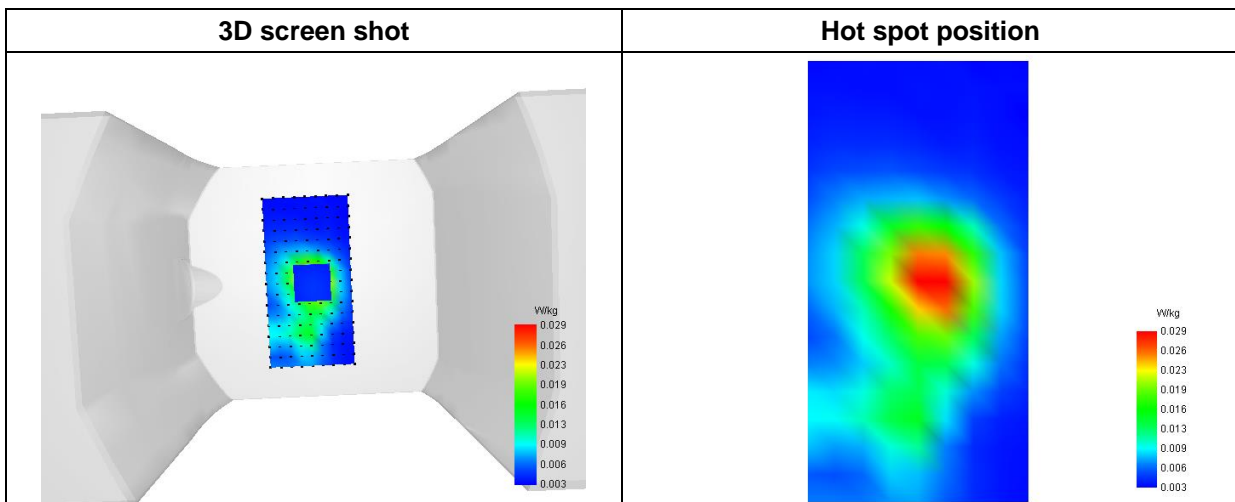
SAR 10g (W/Kg)	0.014517
SAR 1g (W/Kg)	0.027500

E. Z Axis Scan

Z (mm)	0.00	4.00	8.00	12.00	16.00
SAR (W/Kg)	0.0555	0.0289	0.0147	0.0082	0.0057



F. 3D Image





# MEASUREMENT 60

Type: Phone measurement (Complete)

Date of measurement: 2024-03-21

Measurement duration: 12 minutes 3 seconds

E-field Probe: SSE2 - SN 18/21 EPGO356; ConvF: 2.27; Calibrated: 2023-07-07

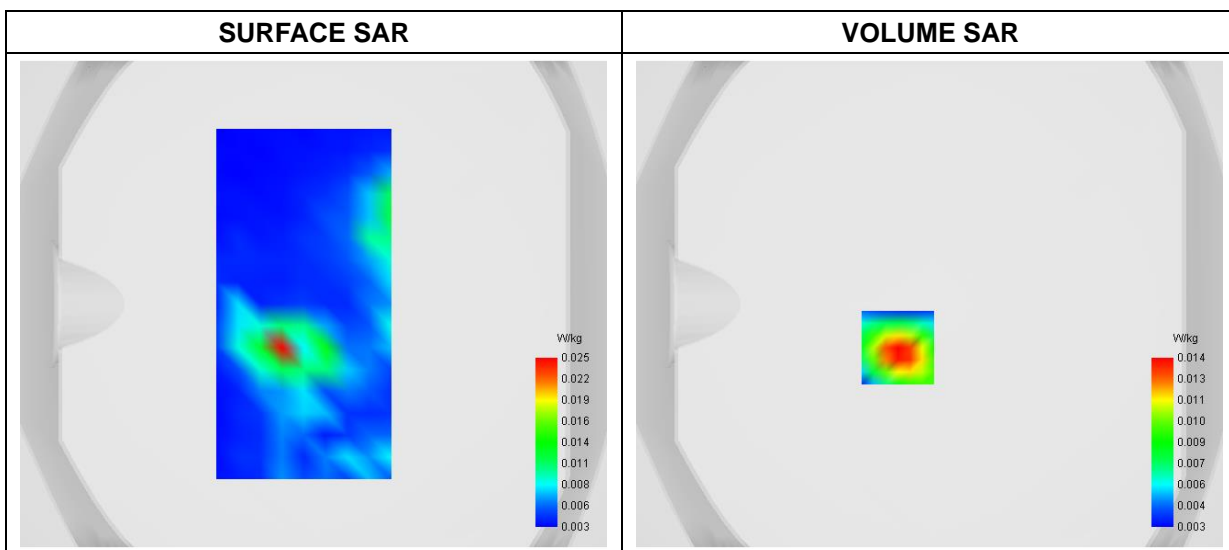
### A. Experimental conditions

<b>Area Scan</b>	dx=9mm dy=9mm
<b>Zoom Scan</b>	dx=5mm dy=5mm dz=4mm
<b>Phantom</b>	Flat Plane
<b>Device Position</b>	Front
<b>Band</b>	5G NR_EN-DC n48
<b>Channels</b>	DFT-s OFDM 16QAM, 40MHz, 1RB, Middle
<b>Signal</b>	Duty Cycle 1:1

### B. SAR Measurement Results

<b>Frequency (MHz)</b>	3679.980000
<b>Relative Permittivity (real part)</b>	35.121926
<b>Conductivity (S/m)</b>	3.332821
<b>Power Variation (%)</b>	1.185700
<b>Ambient Temperature</b>	22.9
<b>Liquid Temperature</b>	22.9

### C. SAR Surface and Volume



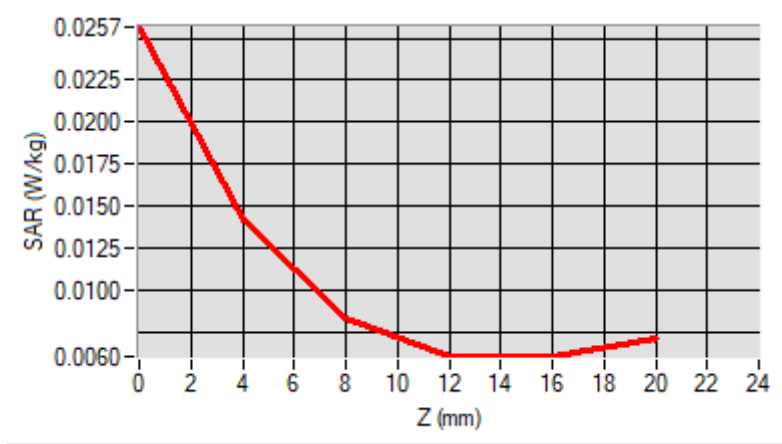
Maximum location: X=-13.00, Y=-18.00

D. SAR 1g & 10g

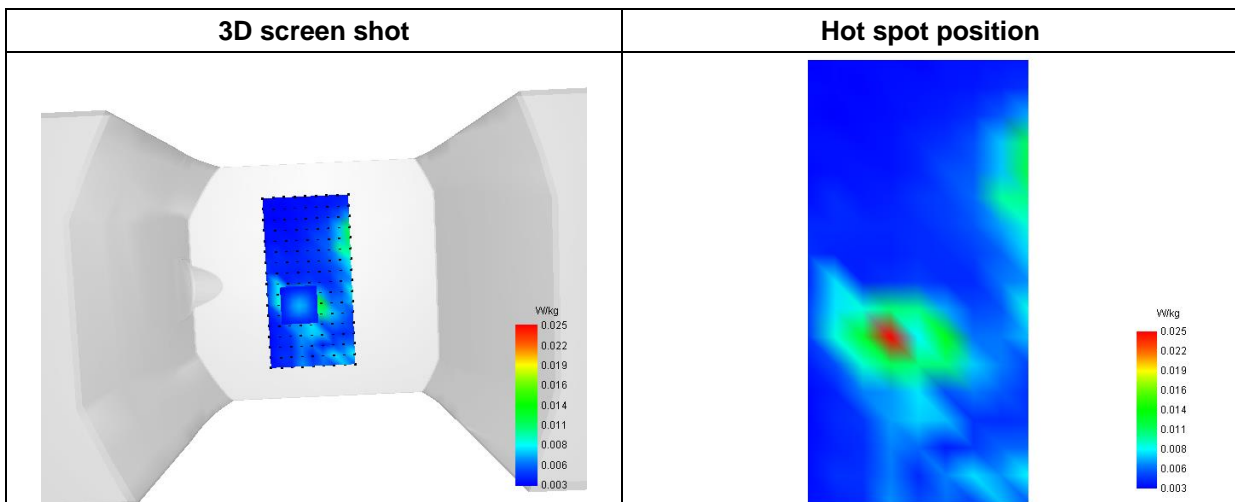
SAR 10g (W/Kg)	0.008277
SAR 1g (W/Kg)	0.013455

E. Z Axis Scan

Z (mm)	0.00	4.00	8.00	12.00	16.00
SAR (W/Kg)	0.0257	0.0141	0.0082	0.0060	0.0060



F. 3D Image



# MEASUREMENT 61

Type: Phone measurement (Complete)

Date of measurement: 2024-03-08

Measurement duration: 12 minutes 3 seconds

E-field Probe: SSE2 - SN 18/21 EPGO356; ConvF: 2.11; Calibrated: 2023-07-07

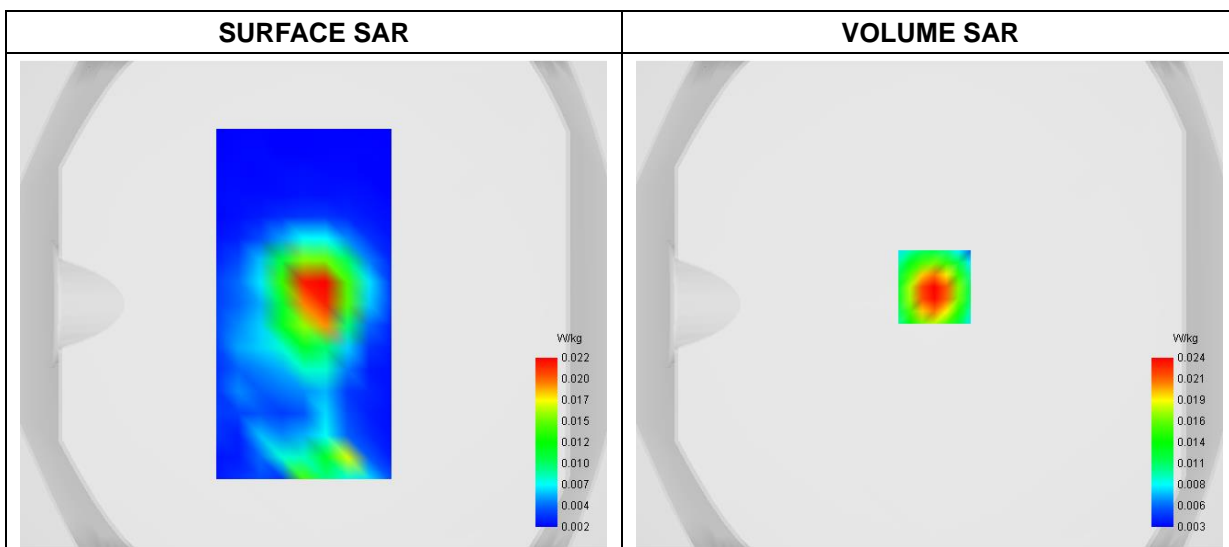
### A. Experimental conditions

<b>Area Scan</b>	dx=9mm dy=9mm
<b>Zoom Scan</b>	dx=5mm dy=5mm dz=4mm
<b>Phantom</b>	Flat Plane
<b>Device Position</b>	Front
<b>Band</b>	5G NR_EN-DC n66
<b>Channels</b>	DFT-s-OFDM PI/2 BPSK, 40MHz, 1RB, High
<b>Signal</b>	Duty Cycle 1:1

### B. SAR Measurement Results

<b>Frequency (MHz)</b>	1760.000000
<b>Relative Permittivity (real part)</b>	39.541489
<b>Conductivity (S/m)</b>	1.372508
<b>Power Variation (%)</b>	0.421700
<b>Ambient Temperature</b>	22.8
<b>Liquid Temperature</b>	22.8

### C. SAR Surface and Volume

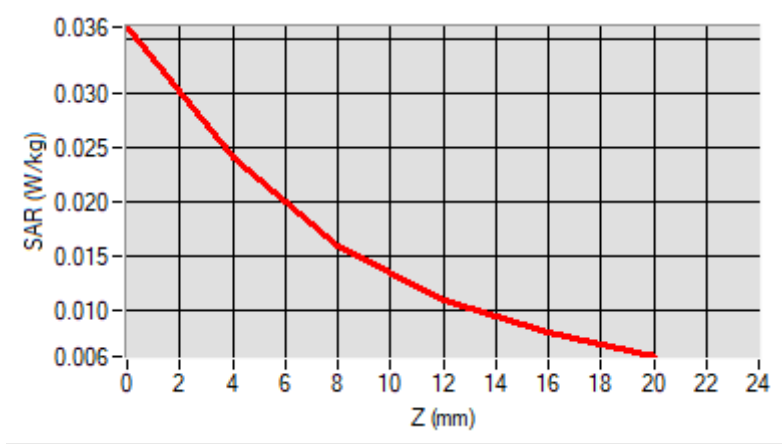


**Maximum location: X=2.00, Y=7.00**  
**D. SAR 1g & 10g**

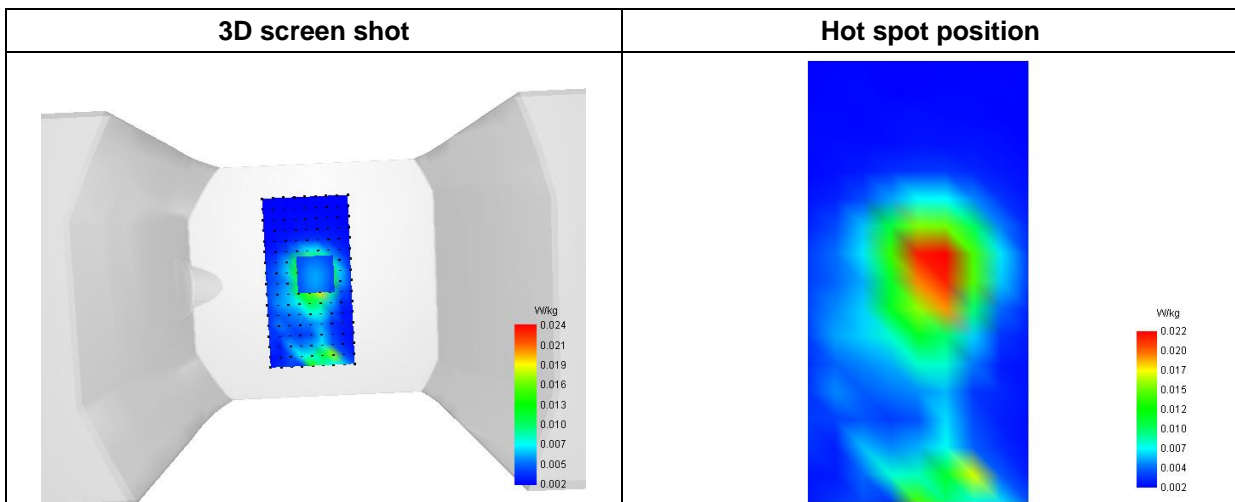
<b>SAR 10g (W/Kg)</b>	<b>0.012828</b>
<b>SAR 1g (W/Kg)</b>	<b>0.022262</b>

**E. Z Axis Scan**

<b>Z (mm)</b>	<b>0.00</b>	<b>4.00</b>	<b>8.00</b>	<b>12.00</b>	<b>16.00</b>
<b>SAR (W/Kg)</b>	<b>0.0361</b>	<b>0.0241</b>	<b>0.0161</b>	<b>0.0111</b>	<b>0.0080</b>



**F. 3D Image**



# MEASUREMENT 62

Type: Phone measurement (Complete)

Date of measurement: 2024-03-27

Measurement duration: 12 minutes 3 seconds

E-field Probe: SSE2 - SN 18/21 EPGO356; ConvF: 1.67; Calibrated: 2023-07-07

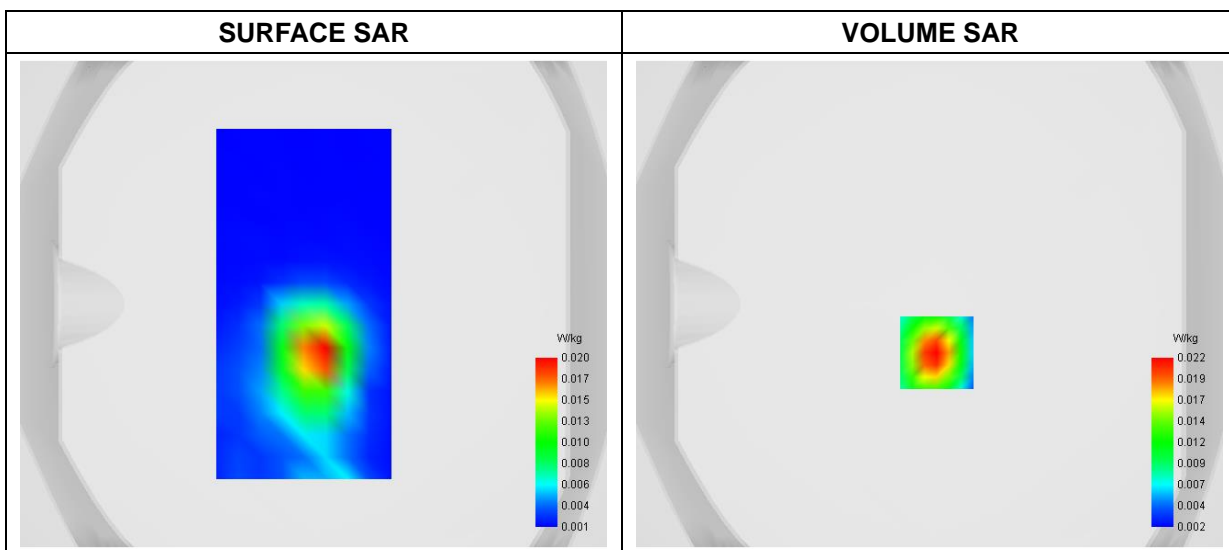
### A. Experimental conditions

<b>Area Scan</b>	dx=9mm dy=9mm
<b>Zoom Scan</b>	dx=5mm dy=5mm dz=4mm
<b>Phantom</b>	Flat Plane
<b>Device Position</b>	Front
<b>Band</b>	5G NR_EN-DC n71
<b>Channels</b>	DFT-s OFDM 16QAM, 20MHz, 1RB, Middle
<b>Signal</b>	Duty Cycle 1:1

### B. SAR Measurement Results

<b>Frequency (MHz)</b>	680.500000
<b>Relative Permittivity (real part)</b>	42.282631
<b>Conductivity (S/m)</b>	0.863625
<b>Power Variation (%)</b>	1.537400
<b>Ambient Temperature</b>	22.5
<b>Liquid Temperature</b>	22.5

### C. SAR Surface and Volume

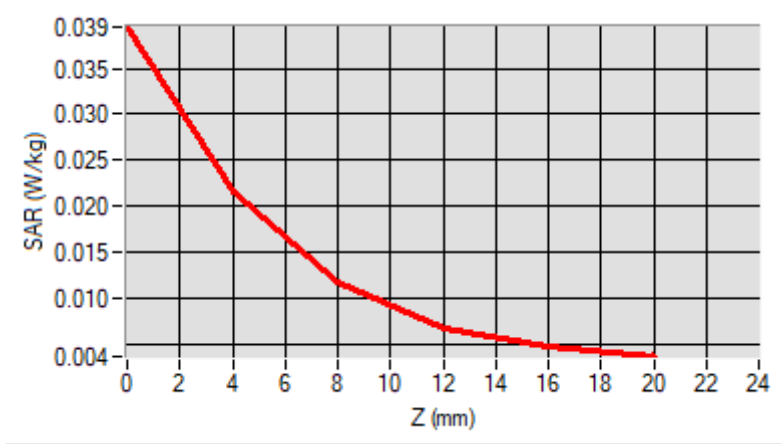


**Maximum location: X=3.00, Y=-20.00  
D. SAR 1g & 10g**

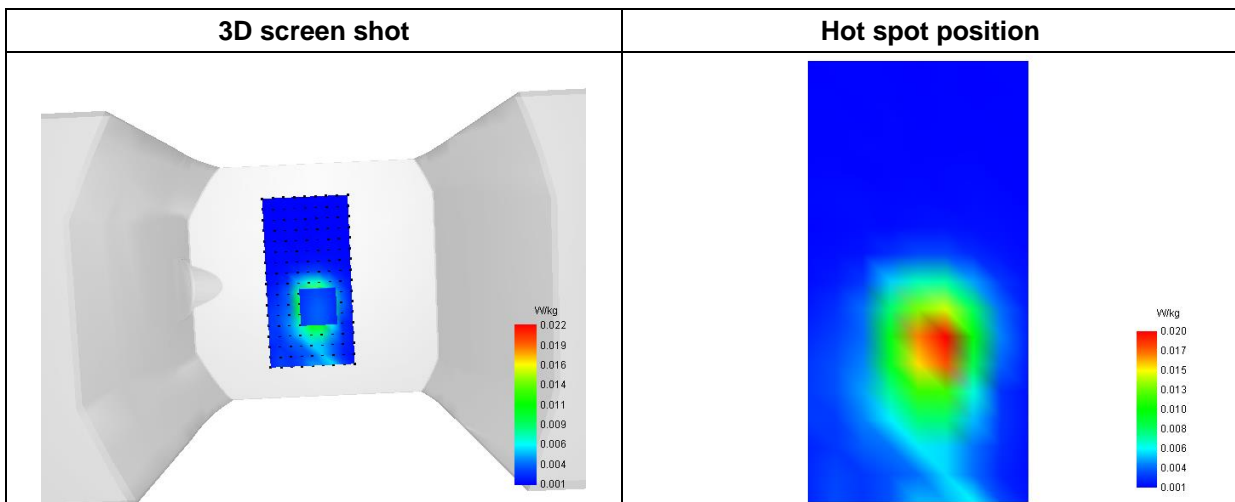
<b>SAR 10g (W/Kg)</b>	<b>0.010124</b>
<b>SAR 1g (W/Kg)</b>	<b>0.019819</b>

**E. Z Axis Scan**

<b>Z (mm)</b>	<b>0.00</b>	<b>4.00</b>	<b>8.00</b>	<b>12.00</b>	<b>16.00</b>
<b>SAR (W/Kg)</b>	<b>0.0395</b>	<b>0.0215</b>	<b>0.0116</b>	<b>0.0068</b>	<b>0.0047</b>



**F. 3D Image**



# MEASUREMENT 63

Type: Phone measurement (Complete)

Date of measurement: 2024-03-20

Measurement duration: 12 minutes 3 seconds

E-field Probe: SSE2 - SN 18/21 EPGO356; ConvF: 2.07; Calibrated: 2023-07-07

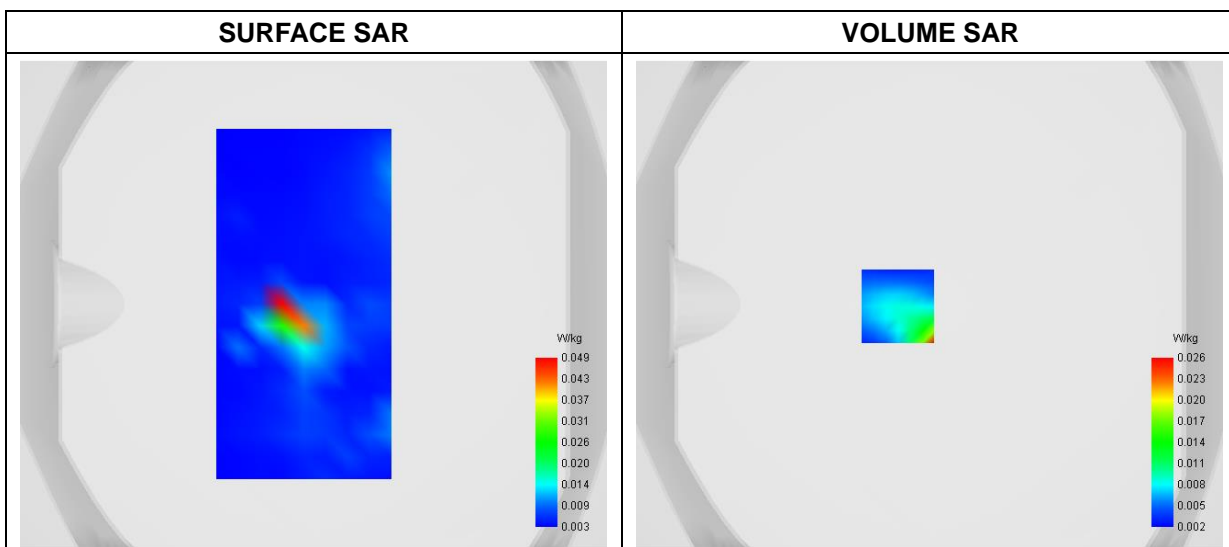
### A. Experimental conditions

<b>Area Scan</b>	dx=9mm dy=9mm
<b>Zoom Scan</b>	dx=5mm dy=5mm dz=4mm
<b>Phantom</b>	Flat Plane
<b>Device Position</b>	Front
<b>Band</b>	5G NR_EN-DC n77/78_3450-3550MHz
<b>Channels</b>	DFT-s-OFDM QPSK, 100MHz, 1RB, Middle
<b>Signal</b>	Duty Cycle 1:1

### B. SAR Measurement Results

<b>Frequency (MHz)</b>	3500.010000
<b>Relative Permittivity (real part)</b>	36.424129
<b>Conductivity (S/m)</b>	3.043701
<b>Power Variation (%)</b>	1.837400
<b>Ambient Temperature</b>	22.9
<b>Liquid Temperature</b>	22.9

### C. SAR Surface and Volume

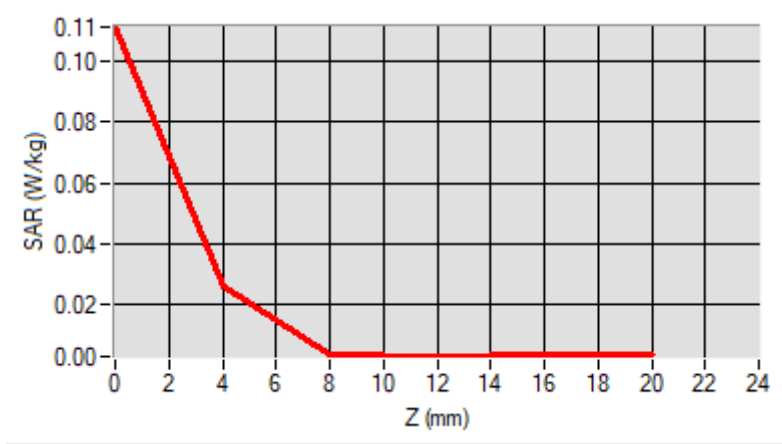


**Maximum location: X=-13.00, Y=-1.00  
D. SAR 1g & 10g**

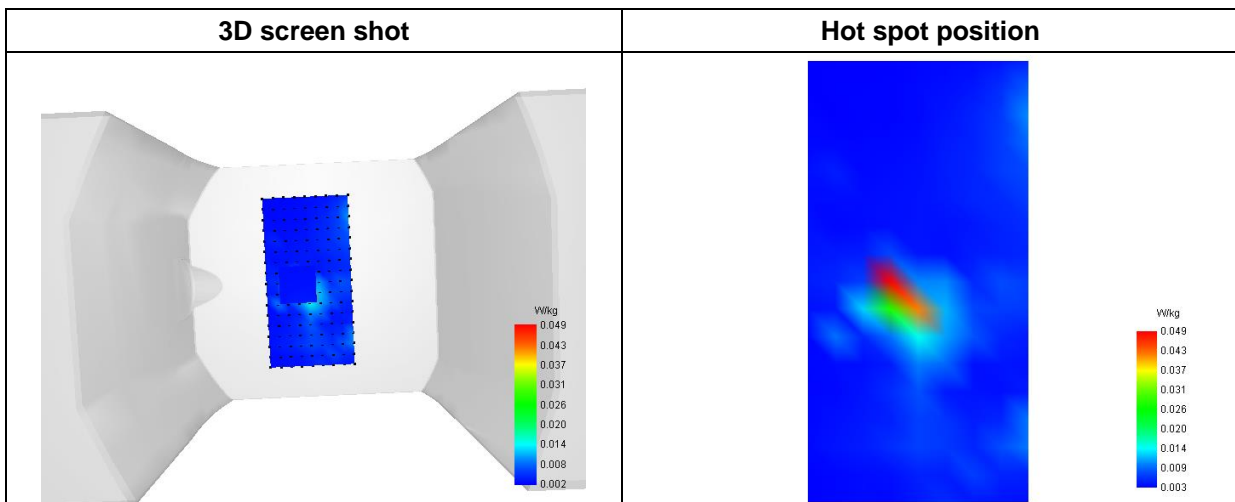
<b>SAR 10g (W/Kg)</b>	<b>0.007601</b>
<b>SAR 1g (W/Kg)</b>	<b>0.015085</b>

**E. Z Axis Scan**

<b>Z (mm)</b>	<b>0.00</b>	<b>4.00</b>	<b>8.00</b>	<b>12.00</b>	<b>16.00</b>
<b>SAR (W/Kg)</b>	<b>0.1113</b>	<b>0.0261</b>	<b>0.0036</b>	<b>0.0029</b>	<b>0.0033</b>



**F. 3D Image**





# MEASUREMENT 64

Type: Phone measurement (Complete)

Date of measurement: 2024-03-22

Measurement duration: 12 minutes 3 seconds

E-field Probe: SSE2 - SN 18/21 EPGO356; ConvF: 2.37; Calibrated: 2023-07-07

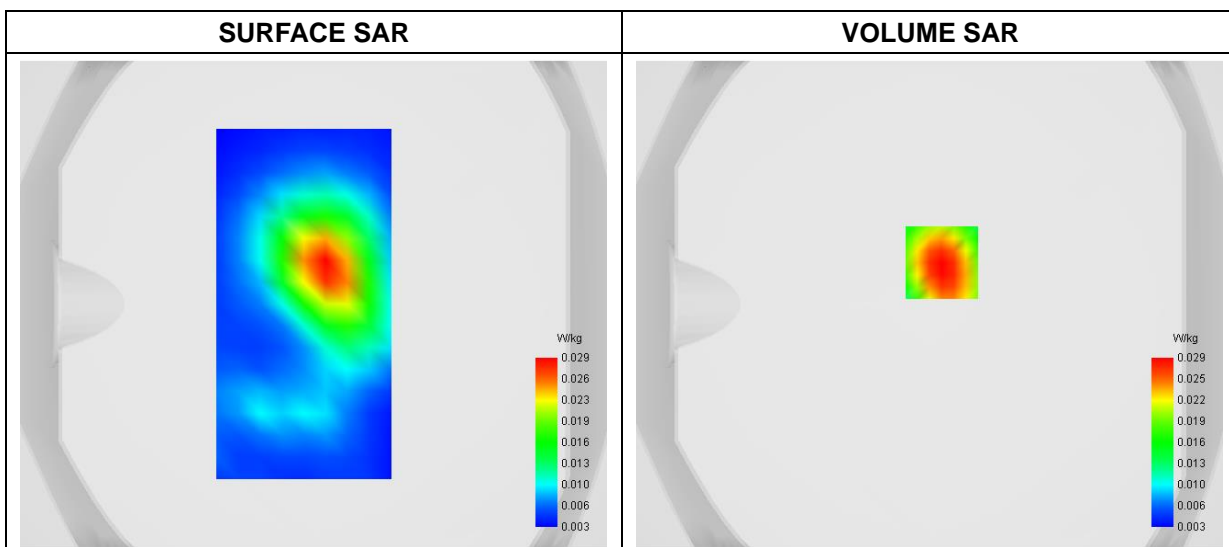
### A. Experimental conditions

<b>Area Scan</b>	dx=9mm dy=9mm
<b>Zoom Scan</b>	dx=5mm dy=5mm dz=4mm
<b>Phantom</b>	Flat Plane
<b>Device Position</b>	Front
<b>Band</b>	5G NR_EN-DC n77/78_3700-3980MHz
<b>Channels</b>	DFT-s OFDM 16QAM, 100MHz, 1RB, High
<b>Signal</b>	Duty Cycle 1:1

### B. SAR Measurement Results

<b>Frequency (MHz)</b>	3930.000000
<b>Relative Permittivity (real part)</b>	34.274129
<b>Conductivity (S/m)</b>	3.653701
<b>Power Variation (%)</b>	1.464400
<b>Ambient Temperature</b>	22.9
<b>Liquid Temperature</b>	22.9

### C. SAR Surface and Volume



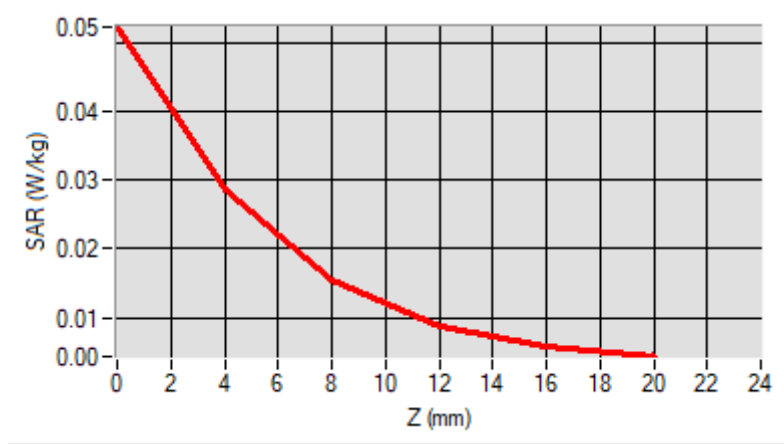
Maximum location: X=5.00, Y=17.00

D. SAR 1g & 10g

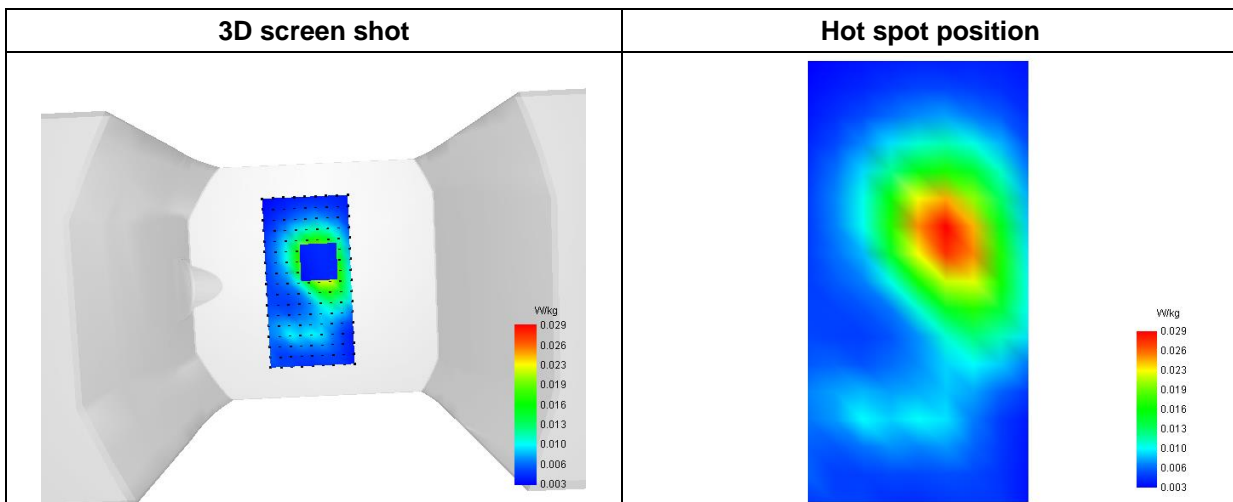
SAR 10g (W/Kg)	0.014813
SAR 1g (W/Kg)	0.027314

E. Z Axis Scan

Z (mm)	0.00	4.00	8.00	12.00	16.00
SAR (W/Kg)	0.0522	0.0286	0.0154	0.0089	0.0059



F. 3D Image



# MEASUREMENT 65

Type: Phone measurement (Complete)

Date of measurement: 2024-04-12

Measurement duration: 12 minutes 3 seconds

E-field Probe: SSE2 - SN 18/21 EPGO356; ConvF: 1.91; Calibrated: 2023-07-07

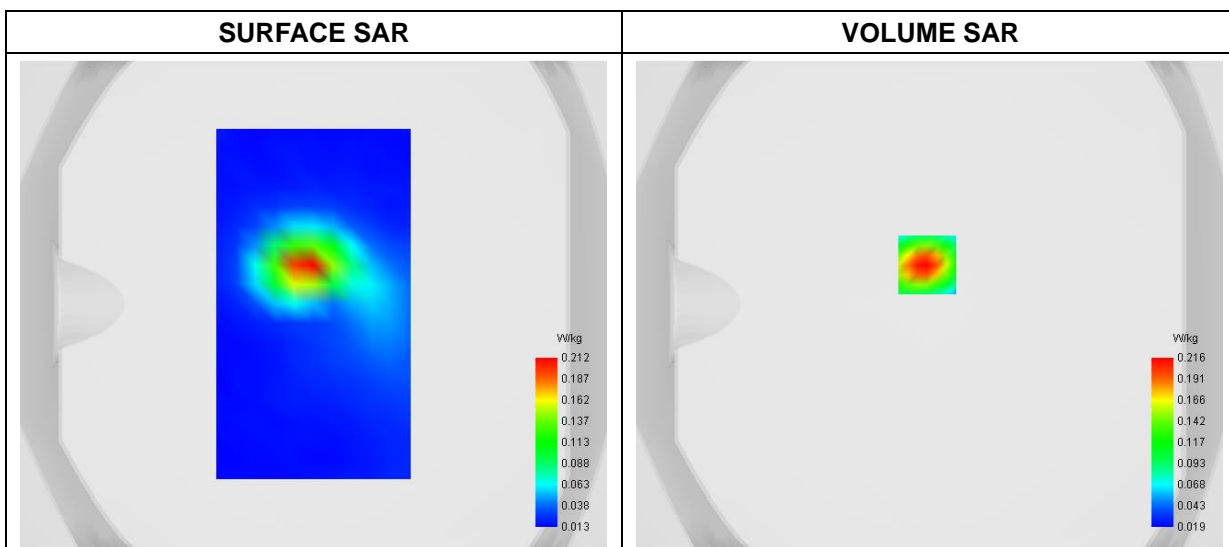
### A. Experimental conditions

<b>Area Scan</b>	dx=9mm dy=9mm
<b>Zoom Scan</b>	dx=4mm dy=4mm dz=2mm
<b>Phantom</b>	Flat Plane
<b>Device Position</b>	Back
<b>Band</b>	WiFi(5.2GHz)_802.11a-ANT0
<b>Channels</b>	Middle
<b>Signal</b>	Duty Cycle: 1:1

### B. SAR Measurement Results

<b>Frequency (MHz)</b>	5200.000000
<b>Relative Permittivity (real part)</b>	36.532911
<b>Conductivity (S/m)</b>	4.701483
<b>Power Variation (%)</b>	0.347800
<b>Ambient Temperature</b>	22.5
<b>Liquid Temperature</b>	22.5

### C. SAR Surface and Volume



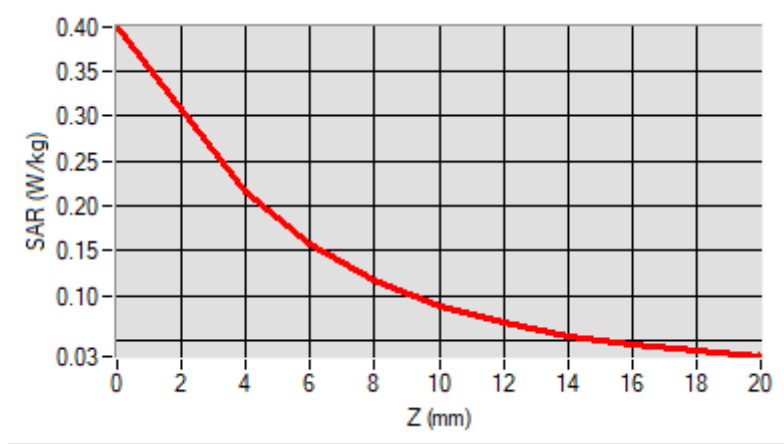
Maximum location: X=-1.00, Y=16.00

D. SAR 1g & 10g

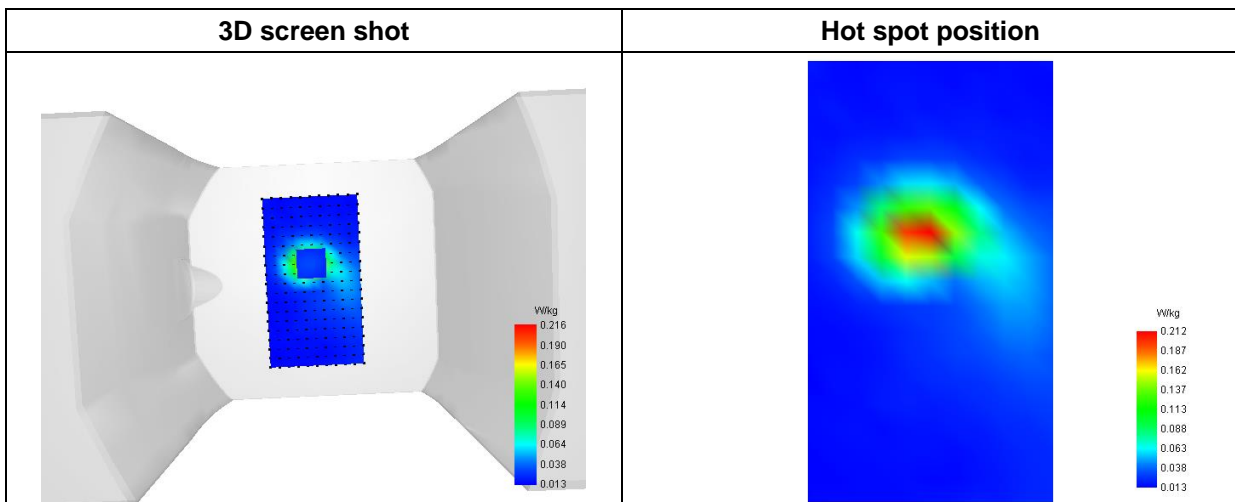
SAR 10g (W/Kg)	0.093504
SAR 1g (W/Kg)	0.196309

E. Z Axis Scan

Z (mm)	0.00	4.00	6.00	8.00	10.00	12.00	14.00	16.00	18.00
SAR (W/Kg)	0.3987	0.2157	0.1586	0.1175	0.0891	0.0695	0.0559	0.0461	0.0387



F. 3D Image



# MEASUREMENT 66

Type: Phone measurement (Complete)

Date of measurement: 2024-04-12

Measurement duration: 12 minutes 3 seconds

E-field Probe: SSE2 - SN 18/21 EPGO356; ConvF: 1.91; Calibrated: 2023-07-07

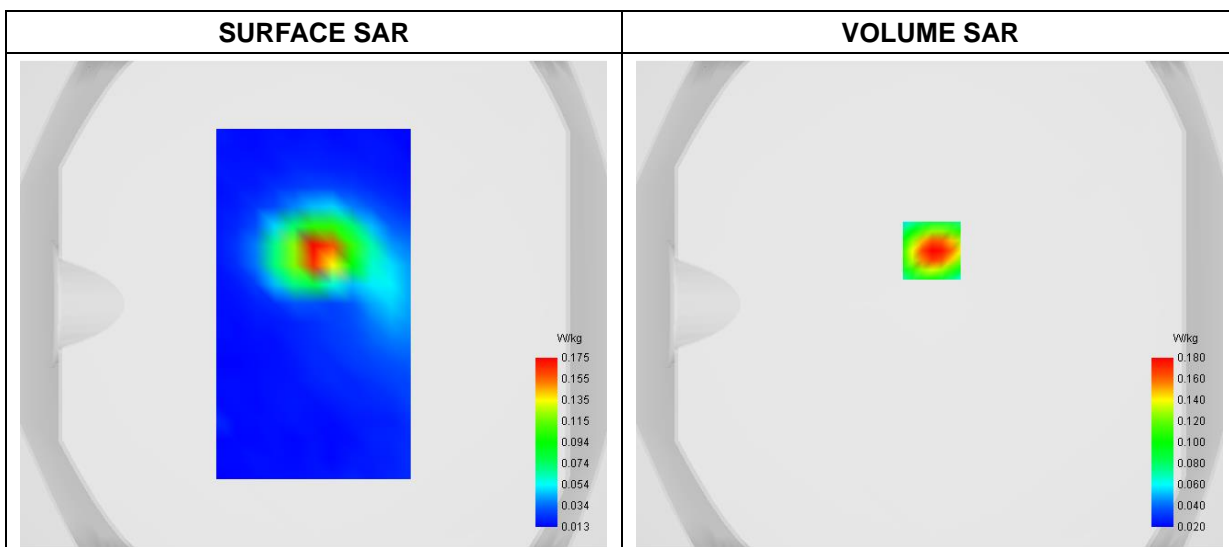
### A. Experimental conditions

<b>Area Scan</b>	dx=9mm dy=9mm
<b>Zoom Scan</b>	dx=4mm dy=4mm dz=2mm
<b>Phantom</b>	Flat Plane
<b>Device Position</b>	Back
<b>Band</b>	WiFi(5.3GHz)_802.11a-ANT0
<b>Channels</b>	Middle
<b>Signal</b>	Duty Cycle: 1:1

### B. SAR Measurement Results

<b>Frequency (MHz)</b>	5280.000000
<b>Relative Permittivity (real part)</b>	36.534187
<b>Conductivity (S/m)</b>	4.702669
<b>Power Variation (%)</b>	-0.554700
<b>Ambient Temperature</b>	22.5
<b>Liquid Temperature</b>	22.5

### C. SAR Surface and Volume



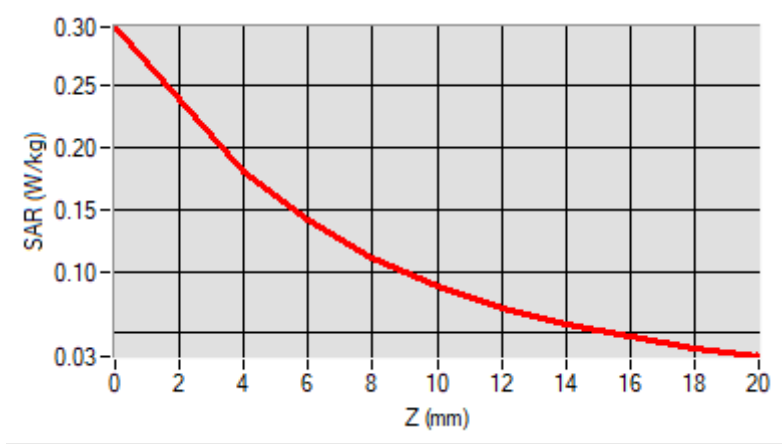
Maximum location: X=1.00, Y=22.00

D. SAR 1g & 10g

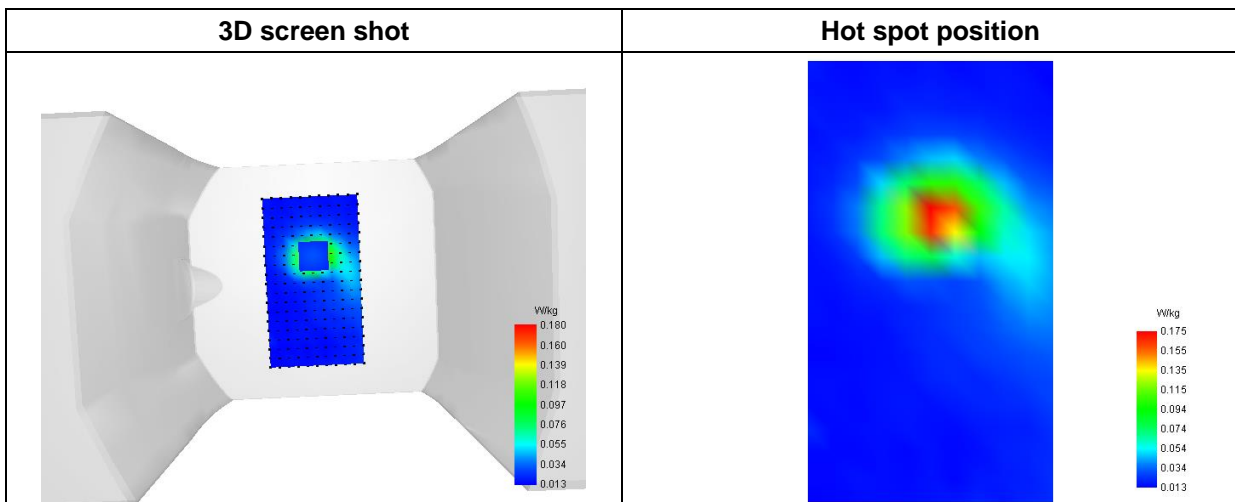
SAR 10g (W/Kg)	0.083531
SAR 1g (W/Kg)	0.164964

E. Z Axis Scan

Z (mm)	0.00	4.00	6.00	8.00	10.00	12.00	14.00	16.00	18.00
SAR (W/Kg)	0.2976	0.1805	0.1410	0.1106	0.0878	0.0706	0.0574	0.0470	0.0385



F. 3D Image



# MEASUREMENT 67

Type: Phone measurement (Complete)

Date of measurement: 2024-04-15

Measurement duration: 12 minutes 3 seconds

E-field Probe: SSE2 - SN 18/21 EPGO356; ConvF: 2.25; Calibrated: 2023-07-07

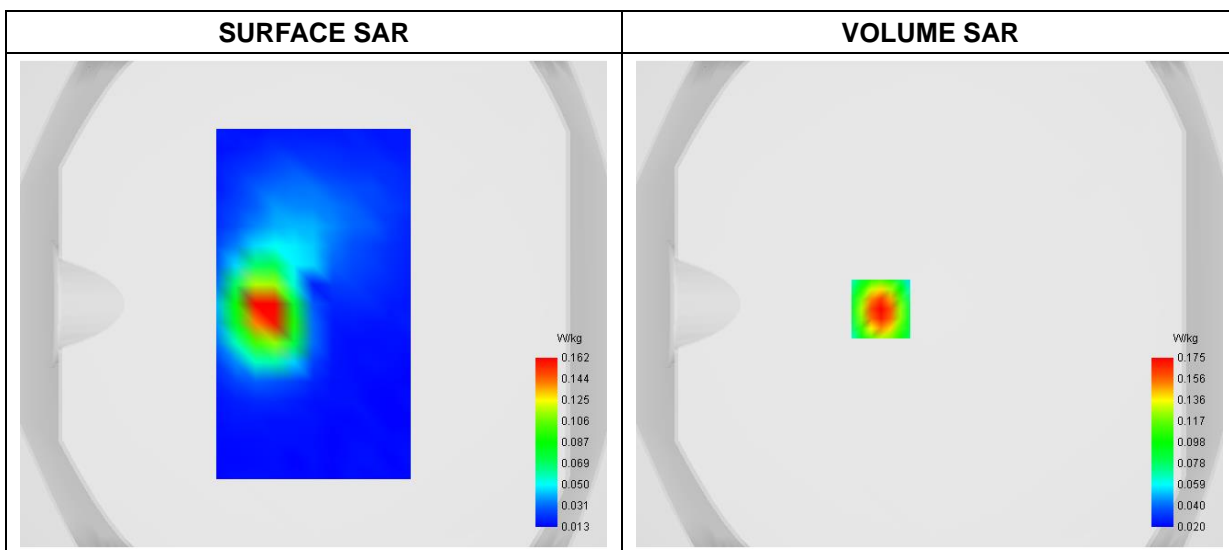
### A. Experimental conditions

<b>Area Scan</b>	dx=9mm dy=9mm
<b>Zoom Scan</b>	dx=4mm dy=4mm dz=2mm
<b>Phantom</b>	Flat Plane
<b>Device Position</b>	Back
<b>Band</b>	WiFi(5.6GHz)_802.11n(HT20)-ANT0
<b>Channels</b>	Middle
<b>Signal</b>	Duty Cycle: 1:1

### B. SAR Measurement Results

<b>Frequency (MHz)</b>	5600.000000
<b>Relative Permittivity (real part)</b>	36.682185
<b>Conductivity (S/m)</b>	5.105239
<b>Power Variation (%)</b>	1.548600
<b>Ambient Temperature</b>	22.8
<b>Liquid Temperature</b>	22.8

### C. SAR Surface and Volume

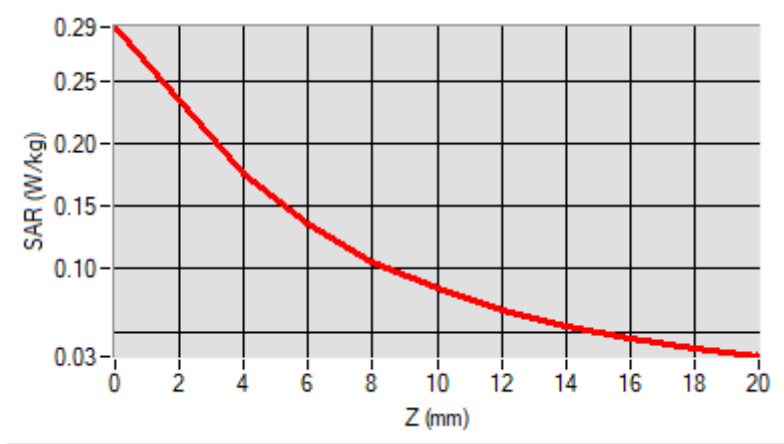


Maximum location: X=-20.00, Y=-2.00  
 D. SAR 1g & 10g

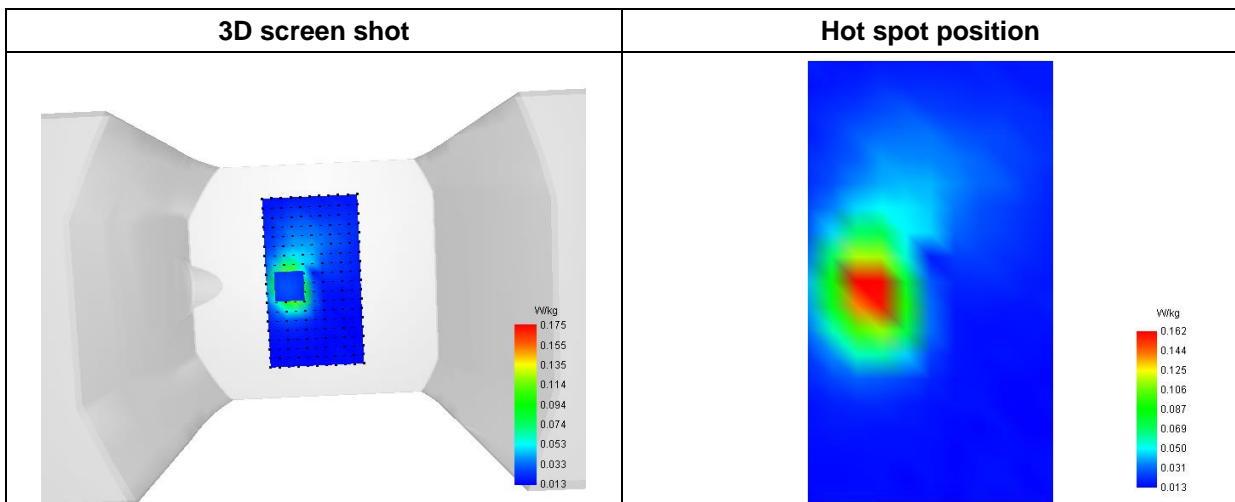
SAR 10g (W/Kg)	0.080885
SAR 1g (W/Kg)	0.159174

E. Z Axis Scan

Z (mm)	0.00	4.00	6.00	8.00	10.00	12.00	14.00	16.00	18.00
SAR (W/Kg)	0.2925	0.1751	0.1360	0.1060	0.0838	0.0672	0.0547	0.0449	0.0369



F. 3D Image





# MEASUREMENT 68

Type: Phone measurement (Complete)

Date of measurement: 2024-04-15

Measurement duration: 12 minutes 3 seconds

E-field Probe: SSE2 - SN 18/21 EPGO356; ConvF: 2.15; Calibrated: 2023-07-07

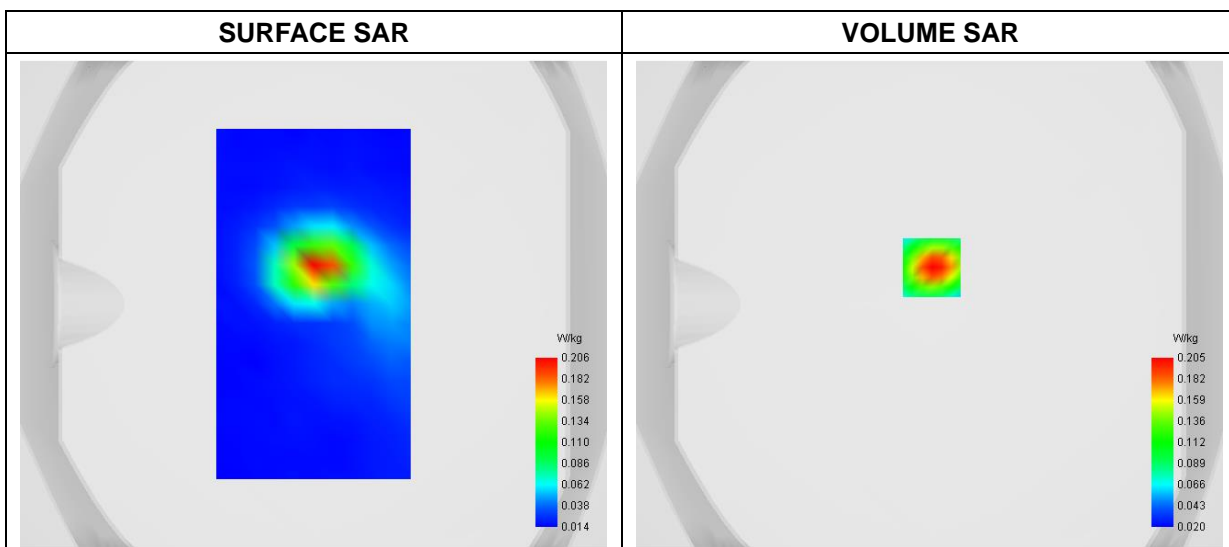
### A. Experimental conditions

<b>Area Scan</b>	dx=9mm dy=9mm
<b>Zoom Scan</b>	dx=4mm dy=4mm dz=2mm
<b>Phantom</b>	Flat Plane
<b>Device Position</b>	Back
<b>Band</b>	WiFi(5.8GHz)_802.11a-ANT0
<b>Channels</b>	High
<b>Signal</b>	Duty Cycle: 1:1

### B. SAR Measurement Results

<b>Frequency (MHz)</b>	5825.000000
<b>Relative Permittivity (real part)</b>	36.273841
<b>Conductivity (S/m)</b>	5.185285
<b>Power Variation (%)</b>	3.284700
<b>Ambient Temperature</b>	22.8
<b>Liquid Temperature</b>	22.8

### C. SAR Surface and Volume



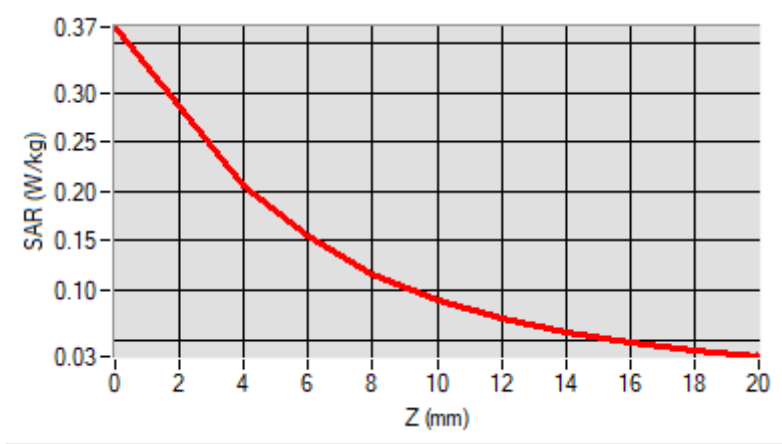
Maximum location: X=1.00, Y=15.00

D. SAR 1g & 10g

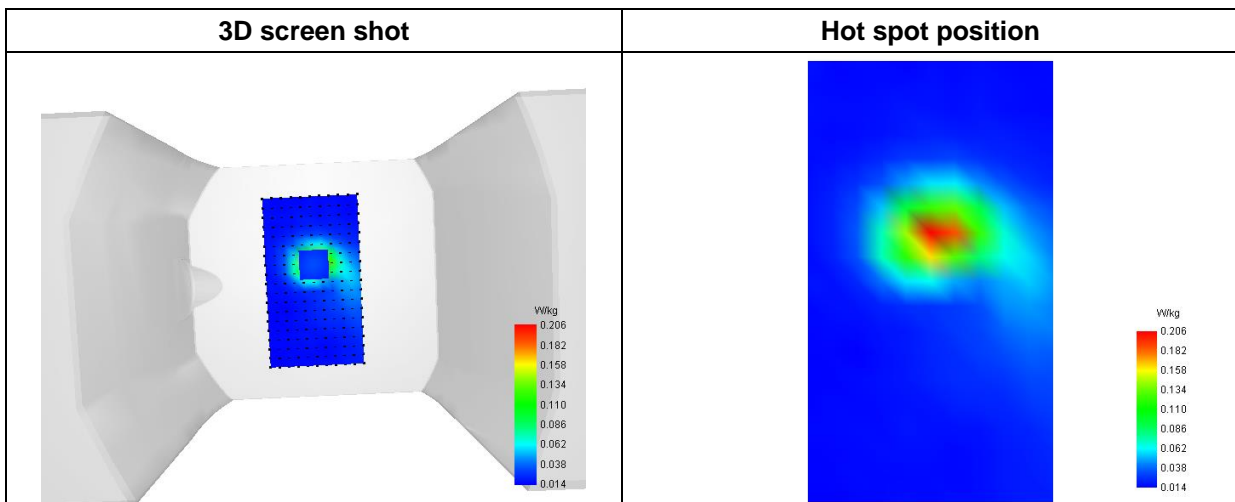
SAR 10g (W/Kg)	0.090516
SAR 1g (W/Kg)	0.187045

E. Z Axis Scan

Z (mm)	0.00	4.00	6.00	8.00	10.00	12.00	14.00	16.00	18.00
SAR (W/Kg)	0.3662	0.2054	0.1542	0.1165	0.0899	0.0710	0.0575	0.0475	0.0397



F. 3D Image



# MEASUREMENT 69

Type: Phone measurement (Complete)

Date of measurement: 2024-04-12

Measurement duration: 12 minutes 3 seconds

E-field Probe: SSE2 - SN 18/21 EPGO356; ConvF: 2.29; Calibrated: 2023-07-07

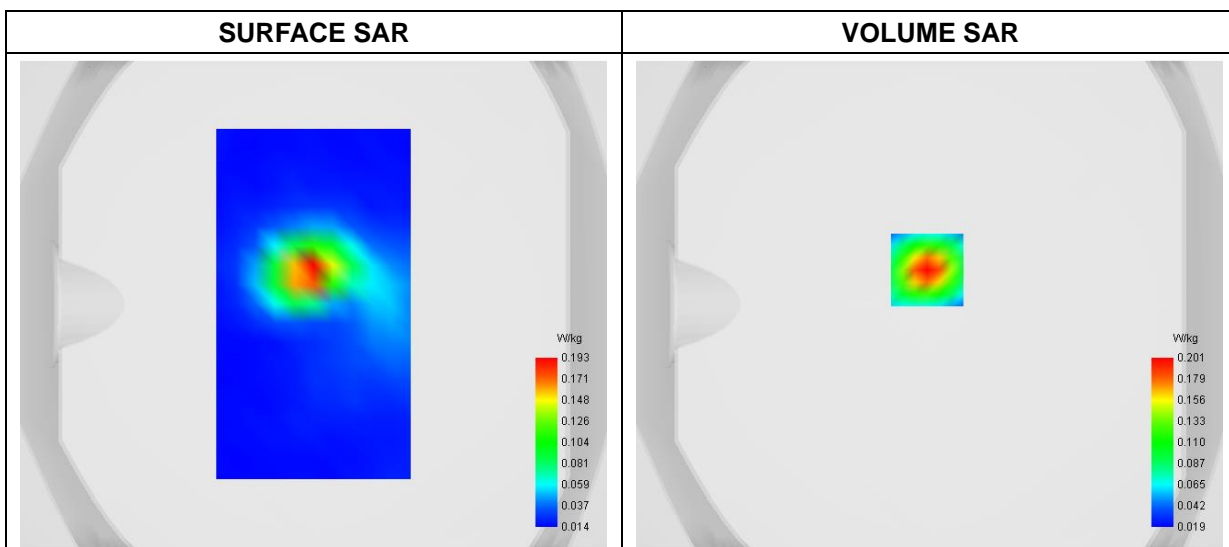
### A. Experimental conditions

<b>Area Scan</b>	dx=8mm dy=8mm
<b>Zoom Scan</b>	dx=4mm dy=4mm dz=2mm
<b>Phantom</b>	Flat Plane
<b>Device Position</b>	Back
<b>Band</b>	WiFi(2.4GHz)_802.11b-ANT0
<b>Channels</b>	High
<b>Signal</b>	Duty Cycle: 1:1

### B. SAR Measurement Results

<b>Frequency (MHz)</b>	2462.000000
<b>Relative Permittivity (real part)</b>	39.121835
<b>Conductivity (S/m)</b>	1.764129
<b>Power Variation (%)</b>	3.217400
<b>Ambient Temperature</b>	22.5
<b>Liquid Temperature</b>	22.5

### C. SAR Surface and Volume



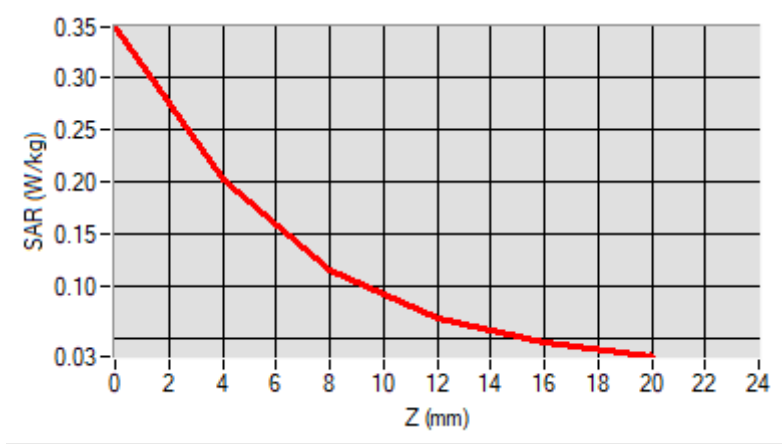
Maximum location: X=-1.00, Y=14.00

D. SAR 1g & 10g

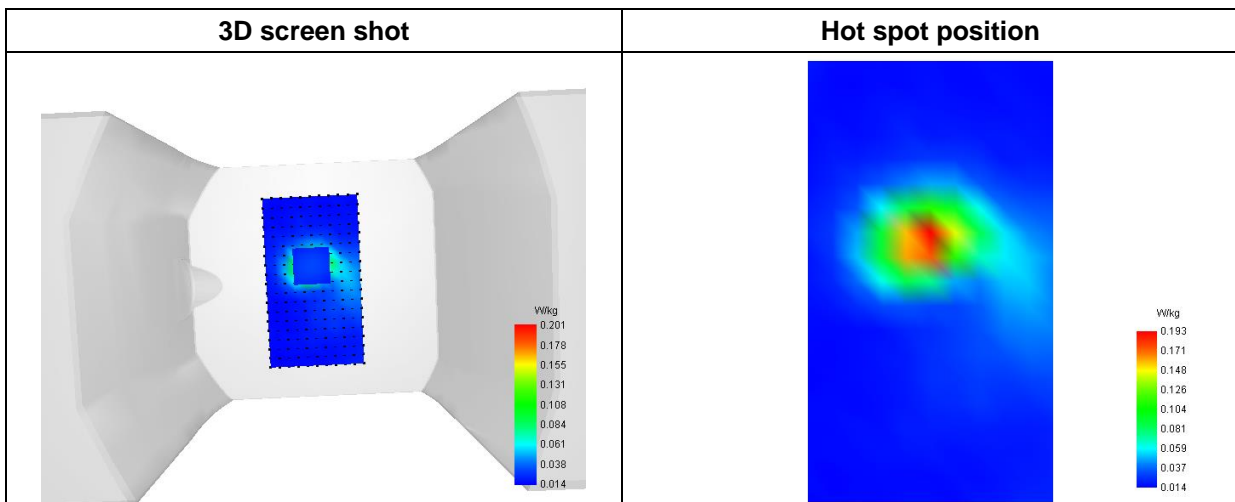
SAR 10g (W/Kg)	0.090540
SAR 1g (W/Kg)	0.181463

E. Z Axis Scan

Z (mm)	0.00	4.00	8.00	12.00	16.00
SAR (W/Kg)	0.3488	0.2015	0.1151	0.0688	0.0456



F. 3D Image



# MEASUREMENT 70

Type: Phone measurement (Complete)

Date of measurement: 2024-04-12

Measurement duration: 12 minutes 3 seconds

E-field Probe: SSE2 - SN 18/21 EPGO356; ConvF: 1.91; Calibrated: 2023-07-07

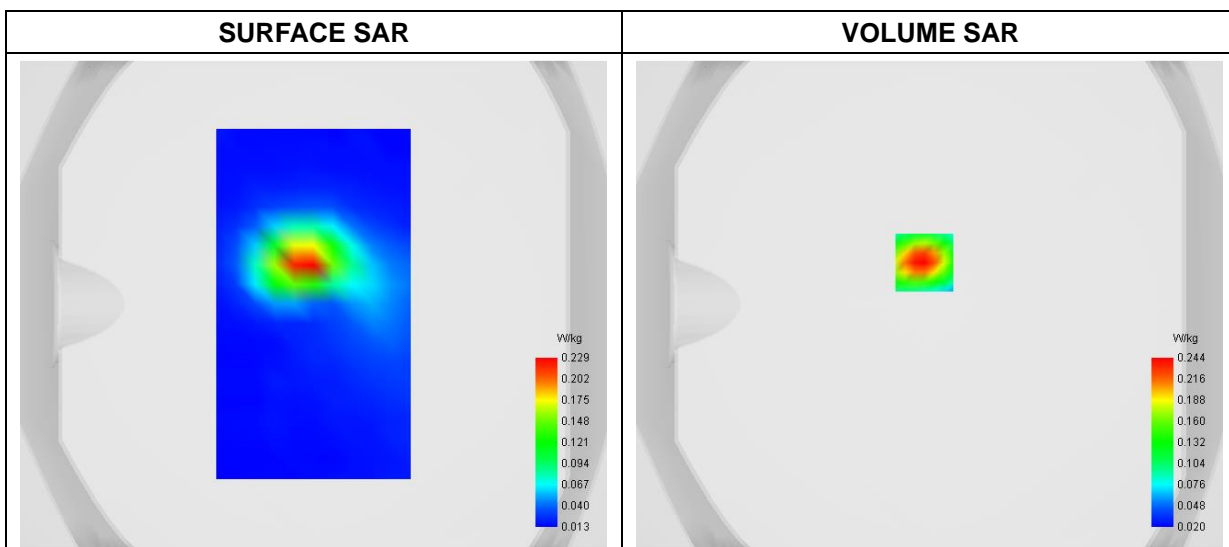
### A. Experimental conditions

<b>Area Scan</b>	dx=8mm dy=8mm
<b>Zoom Scan</b>	dx=4mm dy=4mm dz=2mm
<b>Phantom</b>	Flat Plane
<b>Device Position</b>	Back
<b>Band</b>	WiFi(5.2GHz)_802.11a-ANT1
<b>Channels</b>	High
<b>Signal</b>	Duty Cycle: 1:1

### B. SAR Measurement Results

<b>Frequency (MHz)</b>	5240.000000
<b>Relative Permittivity (real part)</b>	36.532123
<b>Conductivity (S/m)</b>	4.701827
<b>Power Variation (%)</b>	0.348900
<b>Ambient Temperature</b>	22.5
<b>Liquid Temperature</b>	22.5

### C. SAR Surface and Volume

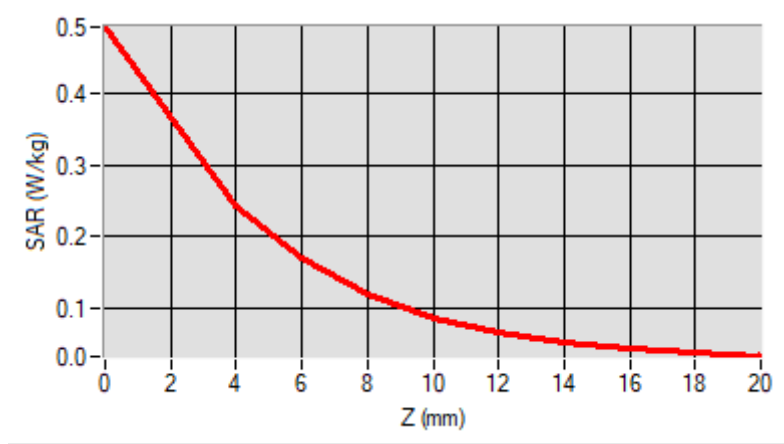


**Maximum location: X=-2.00, Y=17.00**  
**D. SAR 1g & 10g**

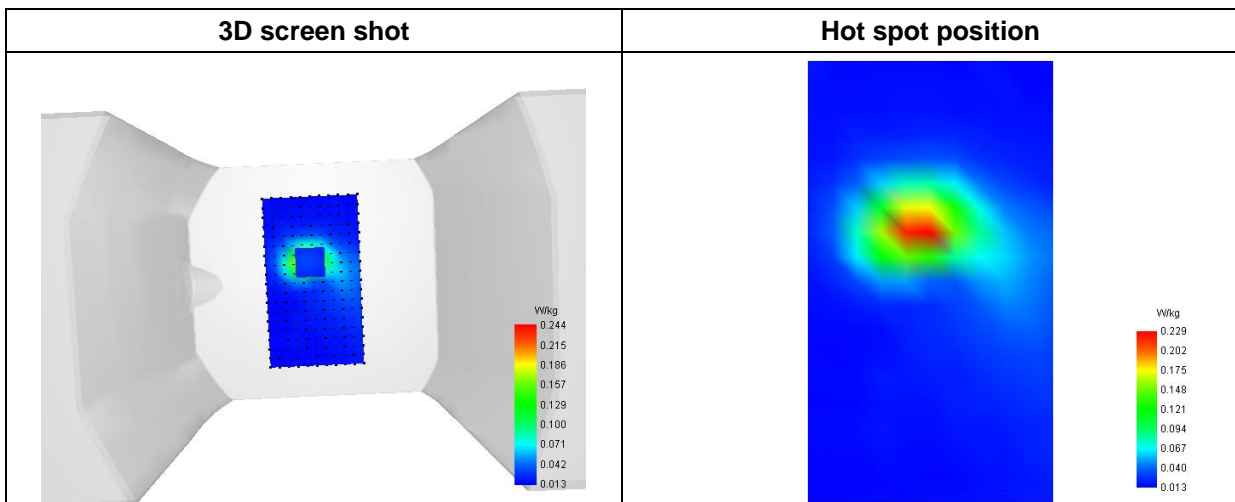
<b>SAR 10g (W/Kg)</b>	<b>0.104032</b>
<b>SAR 1g (W/Kg)</b>	<b>0.224871</b>

**E. Z Axis Scan**

<b>Z (mm)</b>	<b>0.00</b>	<b>4.00</b>	<b>6.00</b>	<b>8.00</b>	<b>10.00</b>	<b>12.00</b>	<b>14.00</b>	<b>16.00</b>	<b>18.00</b>
<b>SAR (W/Kg)</b>	<b>0.4909</b>	<b>0.2439</b>	<b>0.1708</b>	<b>0.1205</b>	<b>0.0879</b>	<b>0.0669</b>	<b>0.0534</b>	<b>0.0446</b>	<b>0.0385</b>



**F. 3D Image**



# MEASUREMENT 71

Type: Phone measurement (Complete)

Date of measurement: 2024-04-12

Measurement duration: 12 minutes 3 seconds

E-field Probe: SSE2 - SN 18/21 EPGO356; ConvF: 1.91; Calibrated: 2023-07-07

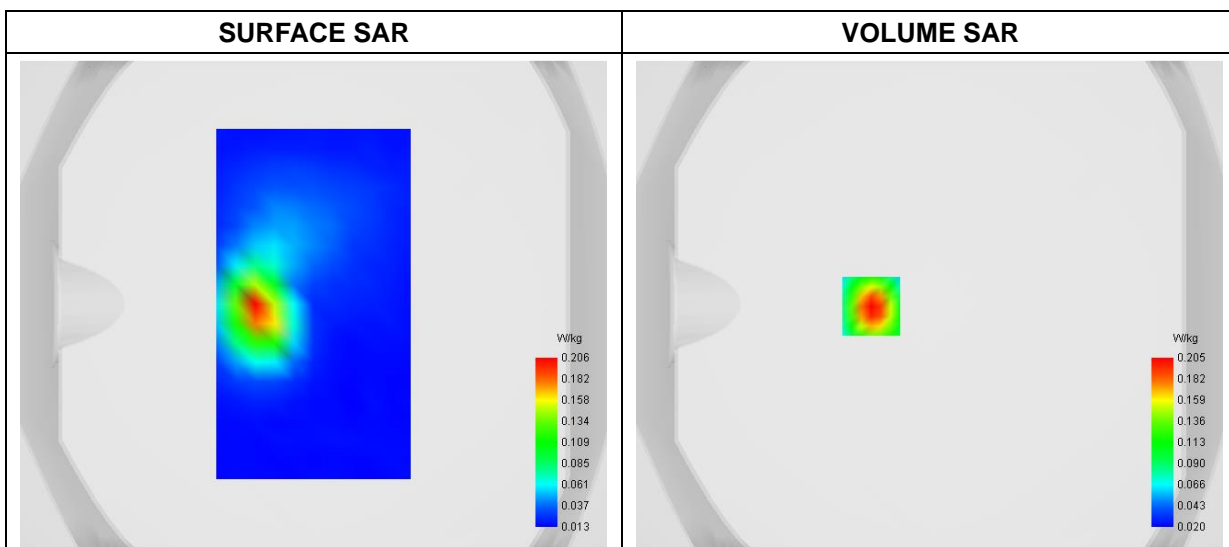
### A. Experimental conditions

<b>Area Scan</b>	dx=8mm dy=8mm
<b>Zoom Scan</b>	dx=4mm dy=4mm dz=2mm
<b>Phantom</b>	Flat Plane
<b>Device Position</b>	Back
<b>Band</b>	WiFi(5.3GHz)_802.11a-ANT1
<b>Channels</b>	Middle
<b>Signal</b>	Duty Cycle: 1:1

### B. SAR Measurement Results

<b>Frequency (MHz)</b>	5280.000000
<b>Relative Permittivity (real part)</b>	36.534187
<b>Conductivity (S/m)</b>	4.702669
<b>Power Variation (%)</b>	0.551700
<b>Ambient Temperature</b>	22.5
<b>Liquid Temperature</b>	22.5

### C. SAR Surface and Volume

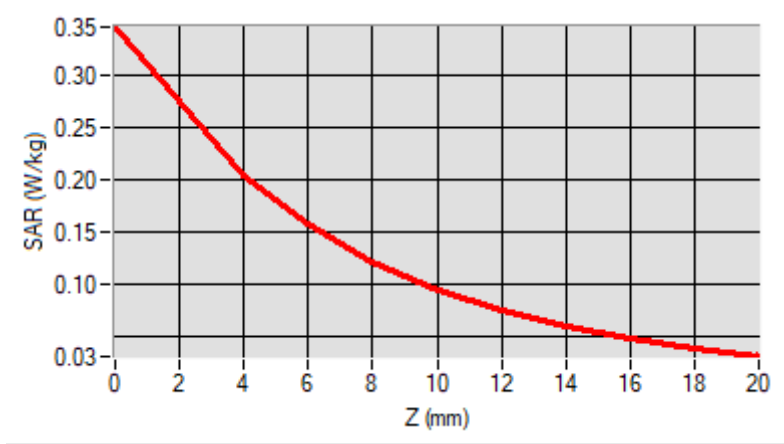


**Maximum location: X=-24.00, Y=-1.00  
D. SAR 1g & 10g**

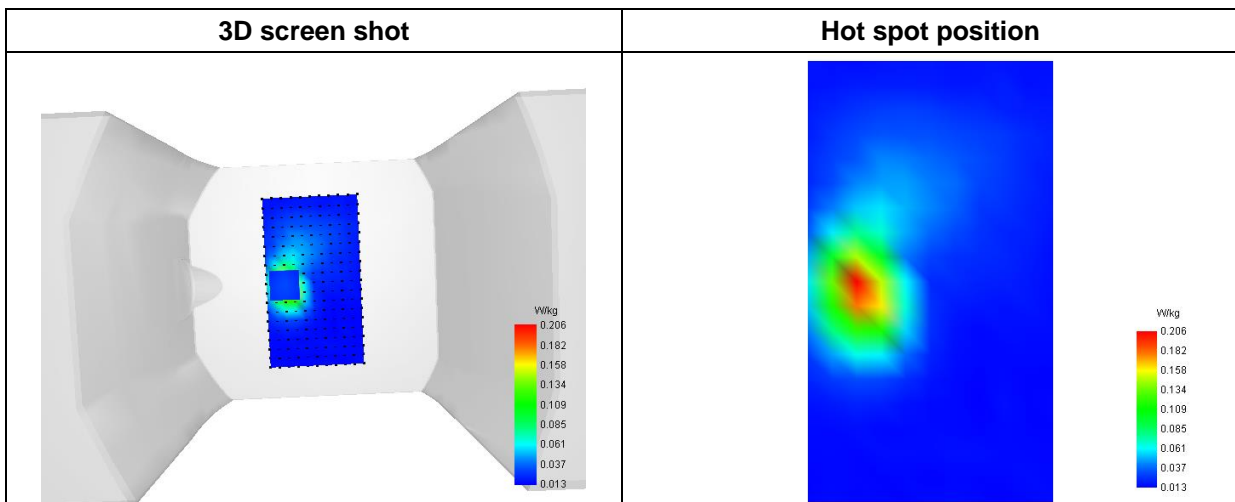
<b>SAR 10g (W/Kg)</b>	<b>0.091382</b>
<b>SAR 1g (W/Kg)</b>	<b>0.185687</b>

**E. Z Axis Scan**

<b>Z (mm)</b>	<b>0.00</b>	<b>4.00</b>	<b>6.00</b>	<b>8.00</b>	<b>10.00</b>	<b>12.00</b>	<b>14.00</b>	<b>16.00</b>	<b>18.00</b>
<b>SAR (W/Kg)</b>	<b>0.3468</b>	<b>0.2048</b>	<b>0.1576</b>	<b>0.1215</b>	<b>0.0949</b>	<b>0.0750</b>	<b>0.0600</b>	<b>0.0484</b>	<b>0.0390</b>



**F. 3D Image**





# MEASUREMENT 72

Type: Phone measurement (Complete)

Date of measurement: 2024-04-15

Measurement duration: 12 minutes 3 seconds

E-field Probe: SSE2 - SN 18/21 EPGO356; ConvF: 2.25; Calibrated: 2023-07-07

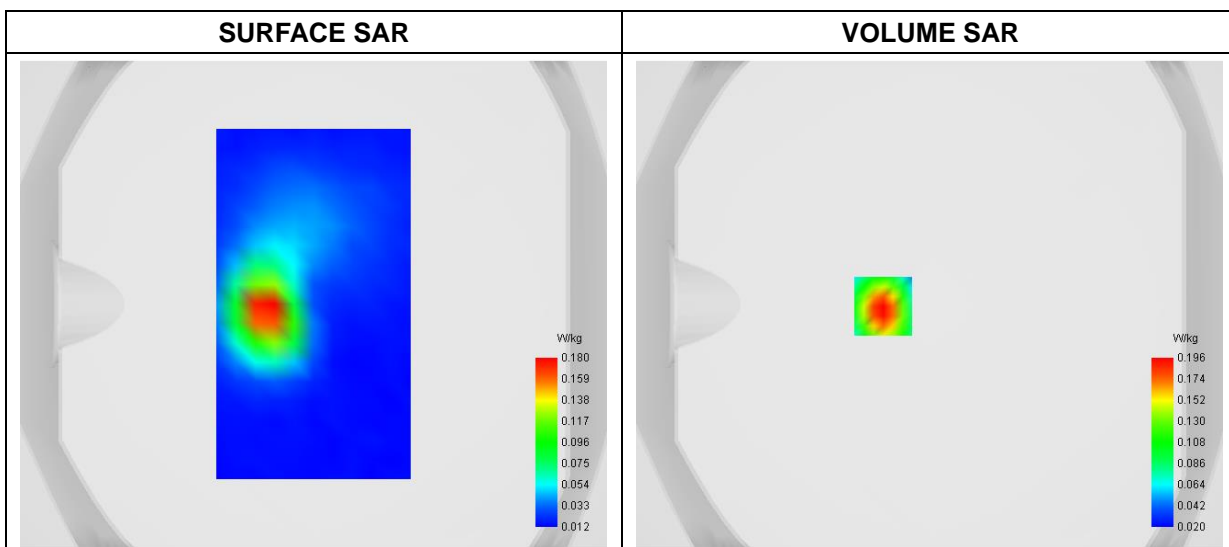
### A. Experimental conditions

<b>Area Scan</b>	dx=8mm dy=8mm
<b>Zoom Scan</b>	dx=4mm dy=4mm dz=2mm
<b>Phantom</b>	Flat Plane
<b>Device Position</b>	Back
<b>Band</b>	WiFi(5.6GHz)_802.11a-ANT1
<b>Channels</b>	Middle
<b>Signal</b>	Duty Cycle: 1:1

### B. SAR Measurement Results

<b>Frequency (MHz)</b>	5600.000000
<b>Relative Permittivity (real part)</b>	36.682185
<b>Conductivity (S/m)</b>	5.105239
<b>Power Variation (%)</b>	1.544800
<b>Ambient Temperature</b>	22.8
<b>Liquid Temperature</b>	22.8

### C. SAR Surface and Volume

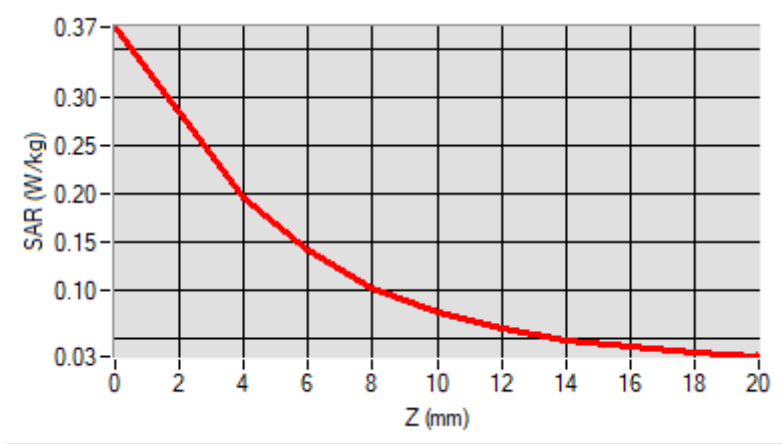


**Maximum location: X=-19.00, Y=-1.00  
D. SAR 1g & 10g**

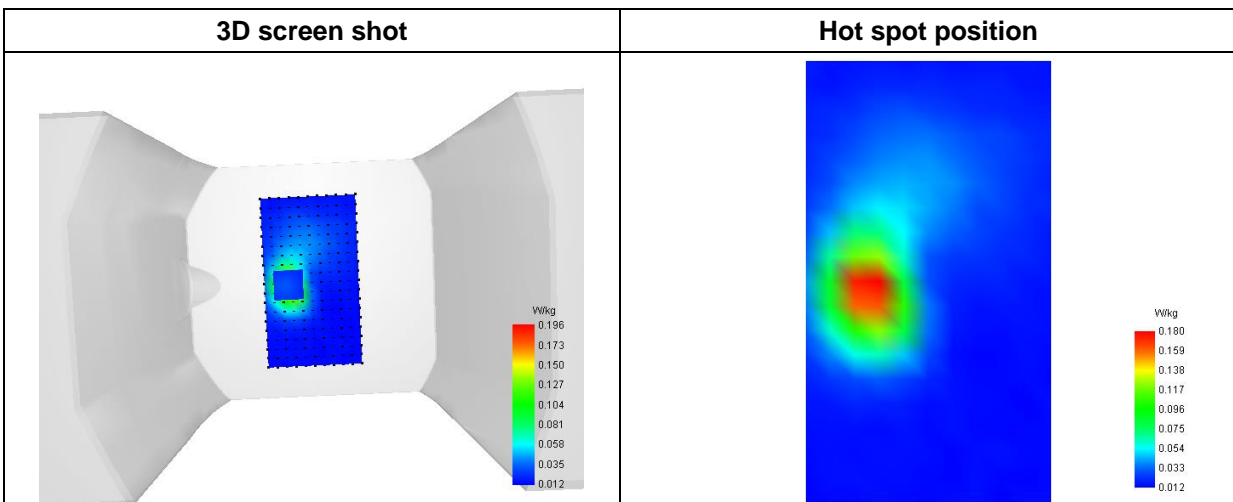
<b>SAR 10g (W/Kg)</b>	<b>0.086998</b>
<b>SAR 1g (W/Kg)</b>	<b>0.180489</b>

**E. Z Axis Scan**

Z (mm)	0.00	4.00	6.00	8.00	10.00	12.00	14.00	16.00	18.00
<b>SAR (W/Kg)</b>	<b>0.3739</b>	<b>0.1957</b>	<b>0.1415</b>	<b>0.1034</b>	<b>0.0779</b>	<b>0.0609</b>	<b>0.0496</b>	<b>0.0419</b>	<b>0.0363</b>



**F. 3D Image**



# MEASUREMENT 73

Type: Phone measurement (Complete)

Date of measurement: 2024-04-15

Measurement duration: 12 minutes 3 seconds

E-field Probe: SSE2 - SN 18/21 EPGO356; ConvF: 2.15; Calibrated: 2023-07-07

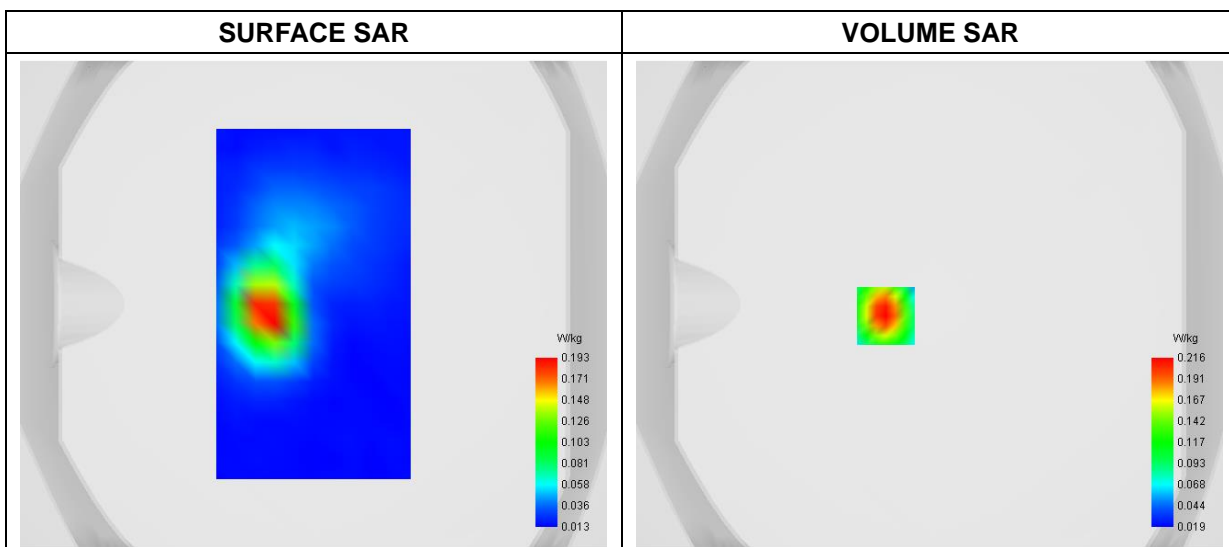
## A. Experimental conditions

<b>Area Scan</b>	dx=8mm dy=8mm
<b>Zoom Scan</b>	dx=4mm dy=4mm dz=2mm
<b>Phantom</b>	Flat Plane
<b>Device Position</b>	Back
<b>Band</b>	WiFi(5.8GHz)_802.11a-ANT1
<b>Channels</b>	High
<b>Signal</b>	Duty Cycle: 1:1

## B. SAR Measurement Results

<b>Frequency (MHz)</b>	5825.000000
<b>Relative Permittivity (real part)</b>	36.271841
<b>Conductivity (S/m)</b>	5.180854
<b>Power Variation (%)</b>	1.285800
<b>Ambient Temperature</b>	22.8
<b>Liquid Temperature</b>	22.8

## C. SAR Surface and Volume

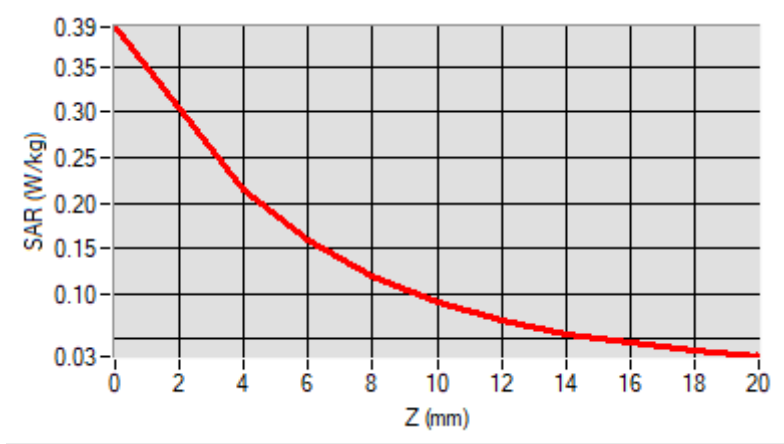


**Maximum location: X=-18.00, Y=-5.00  
D. SAR 1g & 10g**

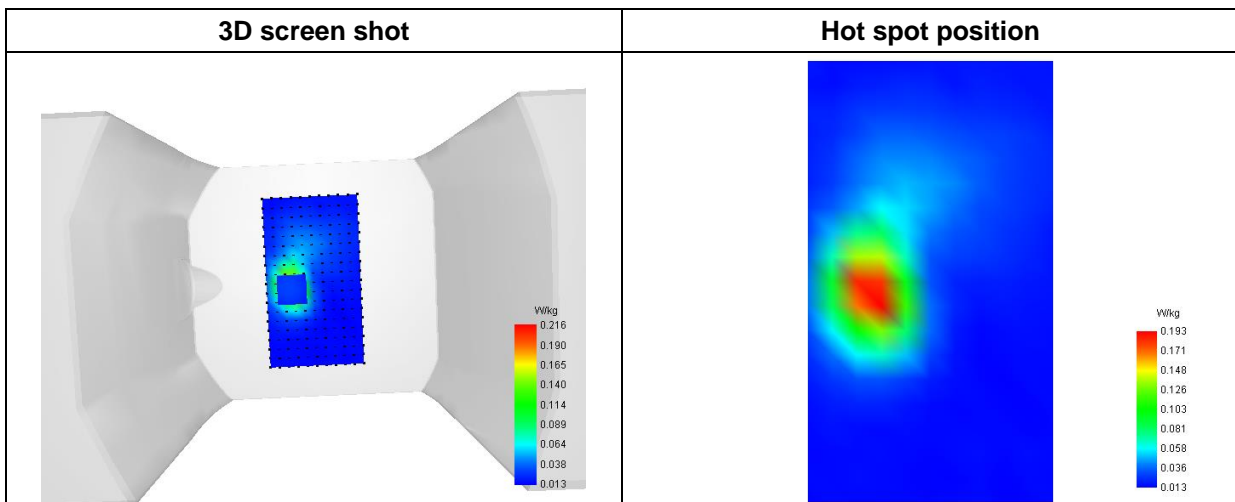
<b>SAR 10g (W/Kg)</b>	<b>0.094269</b>
<b>SAR 1g (W/Kg)</b>	<b>0.198053</b>

**E. Z Axis Scan**

<b>Z (mm)</b>	<b>0.00</b>	<b>4.00</b>	<b>6.00</b>	<b>8.00</b>	<b>10.00</b>	<b>12.00</b>	<b>14.00</b>	<b>16.00</b>	<b>18.00</b>
<b>SAR (W/Kg)</b>	<b>0.3940</b>	<b>0.2156</b>	<b>0.1594</b>	<b>0.1186</b>	<b>0.0900</b>	<b>0.0700</b>	<b>0.0559</b>	<b>0.0455</b>	<b>0.0376</b>



**F. 3D Image**



# MEASUREMENT 74

Type: Phone measurement (Complete)

Date of measurement: 2024-04-12

Measurement duration: 12 minutes 3 seconds

E-field Probe: SSE2 - SN 18/21 EPGO356; ConvF: 2.29; Calibrated: 2023-07-07

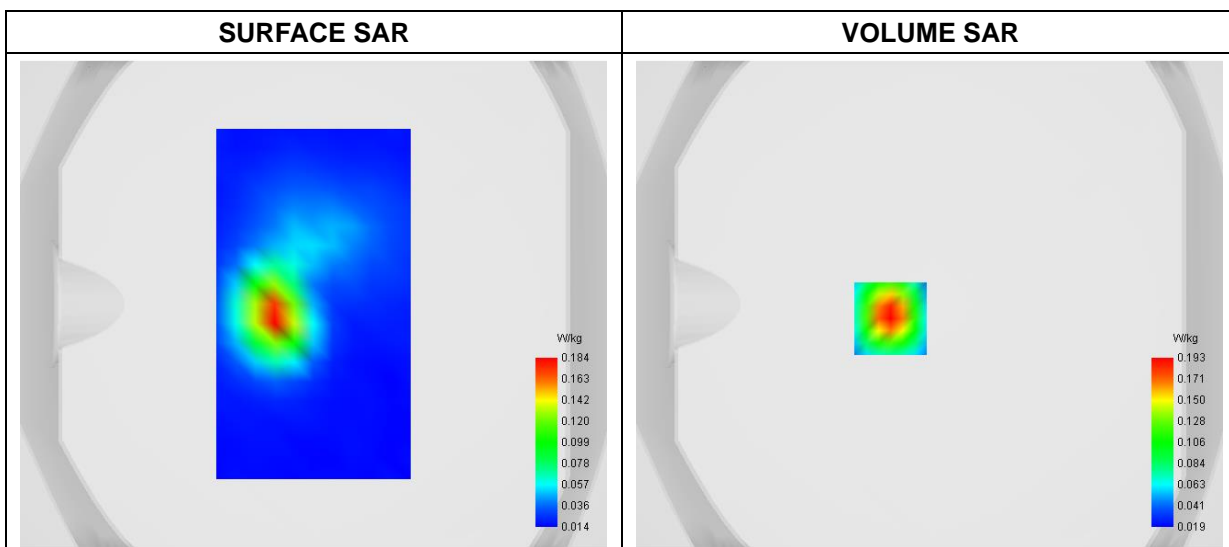
### A. Experimental conditions

<b>Area Scan</b>	dx=8mm dy=8mm
<b>Zoom Scan</b>	dx=4mm dy=4mm dz=2mm
<b>Phantom</b>	Flat Plane
<b>Device Position</b>	Back
<b>Band</b>	WiFi(2.4GHz)_802.11b-ANT1
<b>Channels</b>	Middle
<b>Signal</b>	Duty Cycle: 1:1

### B. SAR Measurement Results

<b>Frequency (MHz)</b>	2412.000000
<b>Relative Permittivity (real part)</b>	39.12324
<b>Conductivity (S/m)</b>	1.764932
<b>Power Variation (%)</b>	3.218700
<b>Ambient Temperature</b>	22.5
<b>Liquid Temperature</b>	22.5

### C. SAR Surface and Volume

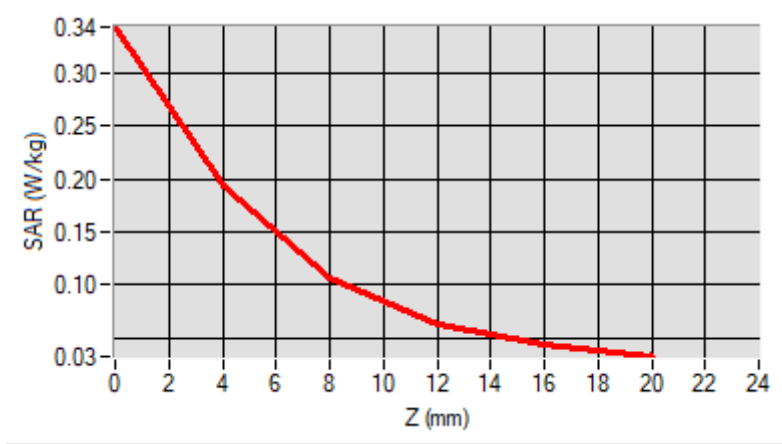


**Maximum location: X=-16.00, Y=-6.00  
D. SAR 1g & 10g**

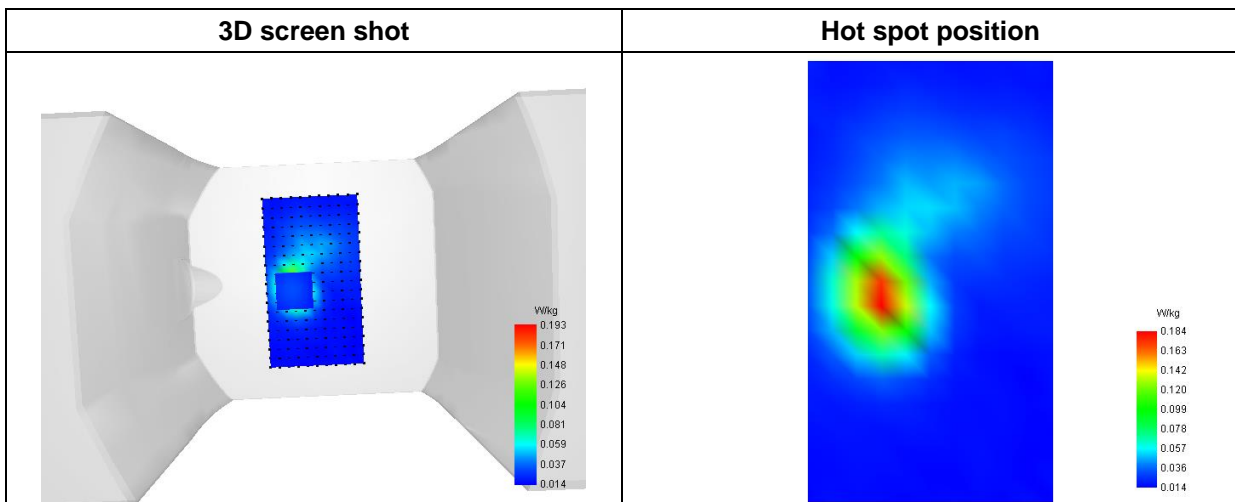
<b>SAR 10g (W/Kg)</b>	<b>0.088149</b>
<b>SAR 1g (W/Kg)</b>	<b>0.176221</b>

**E. Z Axis Scan**

<b>Z (mm)</b>	<b>0.00</b>	<b>4.00</b>	<b>8.00</b>	<b>12.00</b>	<b>16.00</b>
<b>SAR (W/Kg)</b>	<b>0.3438</b>	<b>0.1930</b>	<b>0.1074</b>	<b>0.0638</b>	<b>0.0435</b>



**F. 3D Image**



## Annex C. EUT Photos

---



EUT View 1




EUT View 2



### Antenna View








## Annex D. Test Setup Photos


---

### Body SAR mode Exposure Conditions Test distance: 10mm

Body Front



Body Back



**Body Right**



**Body Left**



**Body Top**



**Body Bottom**

